



M E E D E R
PUBLIC FUNDS



Champaign County General Fund Operating Account

Monthly Investment Report
February 29, 2024

Your Investment Representative:

Scott Gruber

(614) 923-1152

sgruber@meederinvestment.com

For questions about your account please contact your investment representative or contact publicfundsoperations@meederinvestment.com

Dublin, Ohio | Lansing, Michigan | Long Beach, California | Austin, Texas | 866-633-3371 | www.meederpublicfunds.com

PORTFOLIO SUMMARY

As of February 29, 2024



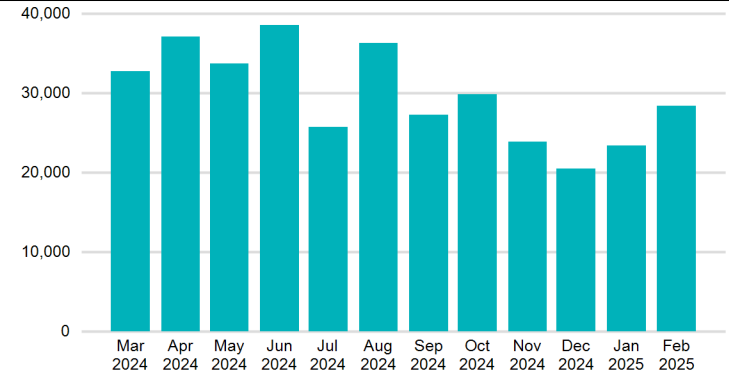
MONTHLY RECONCILIATION

| | |
|-----------------------------|----------------------|
| Beginning Book Value | 11,692,705.79 |
| Contributions | |
| Withdrawals | (292,000.00) |
| Prior Month Management Fees | (821.90) |
| Prior Month Custodian Fees | (73.65) |
| Realized Gains/Losses | (112.67) |
| Gross Interest Earnings | 34,570.42 |
| Ending Book Value | 11,434,267.99 |

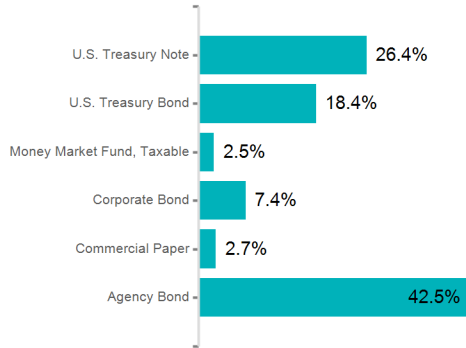
PORTFOLIO CHARACTERISTICS

| | |
|------------------------------|----------|
| Portfolio Yield to Maturity | 4.23% |
| Portfolio Effective Duration | 1.74 yrs |
| Weighted Average Maturity | 1.85 yrs |

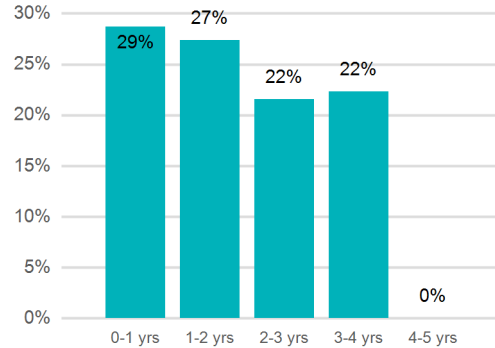
PROJECTED MONTHLY INCOME SCHEDULE



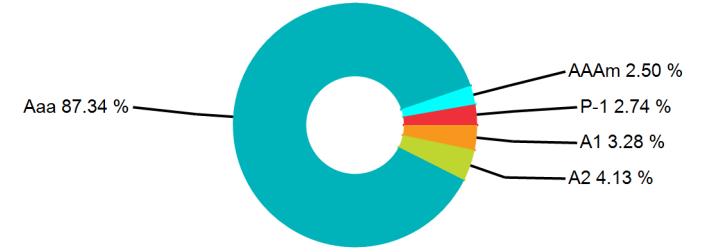
SECTOR ALLOCATION



MATURITY DISTRIBUTION



CREDIT QUALITY



Champaign County General Fund Operating Account

PROJECTED INCOME SCHEDULE

As of February 29, 2024



| CUSIP | SECURITY DESCRIPTION | Mar 2024 | Apr 2024 | May 2024 | Jun 2024 | Jul 2024 | Aug 2024 | Sep 2024 | Oct 2024 | Nov 2024 | Dec 2024 | Jan 2025 | Feb 2025 |
|-----------|--|----------|----------|----------|----------|----------|----------|----------|----------|----------|----------|----------|----------|
| 14913R2Z9 | Caterpillar Financial Services Corporation 3.650% 08/12/2025 | | | | | | 4,289 | | | | | | 4,289 |
| 24422EWJ4 | John Deere Capital Corporation 4.050% 09/08/2025 | 4,050 | | | | | | 4,050 | | | | | |
| 3130A1XJ2 | FHLB 2.875% 06/14/2024 | | | | 1,824 | | | | | | | | |
| 3130AB3H7 | FHLB 2.375% 03/08/2024 | 9,798 | | | | | | | | | | | |
| 3130ALVL5 | FHLB 0.910% 12/30/2025 | 1,069 | | | | | | 1,069 | | | | | |
| 3130ANQB9 | FHLB 0.850% 08/26/2026 | | | | | | 553 | | | | | | 975 |
| 3130ANX39 | FHLBANKS 0.50% 09/30/2026 | 325 | | | | | | 325 | | | | | |
| 3130ANYX2 | FHLB 0.900% 09/30/2026 | 225 | | | | | | 225 | | | | | |
| 3130APGQ2 | FHLB 0.875% 10/21/2025 | | 1,684 | | | | | | 1,684 | | | | |
| 3130AQRH8 | FHLB 2.000% 02/25/2027 | | | | | | 3,050 | | | | | | 3,050 |
| 3130AQZL0 | FHLB 2.200% 03/04/2027 | 2,200 | | | | | | 2,200 | | | | | |
| 3130ARMW8 | FHLB 2.850% 04/28/2025 | | 3,349 | | | | | | 3,349 | | | | |
| 3130ATUC9 | FHLB 4.500% 12/12/2025 | | | | 3,825 | | | | | | 3,825 | | |
| 3130ATUR6 | FHLB 4.625% 12/13/2024 | | | | 3,931 | | | | | | 3,154 | | |
| 3130ATVE4 | FHLB 4.500% 12/11/2026 | | | | 4,613 | | | | | | 4,613 | | |
| 3130AXMP0 | FHLB 5.375% 10/30/2024 | | 4,031 | | | | | | 4,151 | | | | |
| 3133EMUP5 | FFCB 0.710% 04/01/2025 | | 692 | | | | | | 692 | | | | |
| 3133EN5N6 | FFCB 4.000% 01/06/2028 | | | | | 4,700 | | | | | | 4,700 | |
| 3133EN6N5 | FFCB 4.250% 11/20/2024 | | | 3,613 | | | | | | 3,885 | | | |
| 3133EN6V7 | FFCB 3.625% 04/26/2027 | | 4,984 | | | | | | 4,984 | | | | |
| 3133EN7A2 | FFCB 3.625% 10/26/2026 | | 4,531 | | | | | | 4,531 | | | | |
| 3133EN7J3 | FFCB 3.875% 02/02/2026 | | | | | | 4,553 | | | | | | 4,553 |
| 3133ENMH0 | FFCB 1.600% 01/27/2026 | | | | | 856 | | | | | | 856 | |

Champaign County General Fund Operating Account

PROJECTED INCOME SCHEDULE

As of February 29, 2024



| CUSIP | SECURITY DESCRIPTION | Mar 2024 | Apr 2024 | May 2024 | Jun 2024 | Jul 2024 | Aug 2024 | Sep 2024 | Oct 2024 | Nov 2024 | Dec 2024 | Jan 2025 | Feb 2025 |
|-----------|---|----------|----------|----------|----------|----------|----------|----------|----------|----------|----------|----------|----------|
| 3133EPA70 | FFCB 5.375% 11/01/2024 | | | 4,031 | | | | | | 4,123 | | | |
| 3134GXJJ4 | FMCC 0.320% 06/28/2024 | | | | 15,480 | | | | | | | | |
| 3135G0ZR7 | FNMA 2.625% 09/06/2024 | 1,838 | | | | | | 5,277 | | | | | |
| 3135GA3X7 | FNMA 0.570% 11/17/2025 | | | 482 | | | | | | 482 | | | |
| 62479LG17 | MUFG Bank, Ltd. 07/01/2024 | | | | | 13,488 | | | | | | | |
| 742651DW9 | PEFCO 3.250% 06/15/2025 | | | | 2,925 | | | | | | 2,925 | | |
| 89236TKG9 | Toyota Motor Credit Corporation 4.400% 09/20/2024 | 3,960 | | | | | | 4,855 | | | | | |
| 90331HPL1 | U.S. Bank National Association 2.050% 01/21/2025 | | | | | 2,563 | | | | | | 13,668 | |
| 9128282R0 | UST 2.250% 08/15/2027 | | | | | | 3,094 | | | | | | 3,094 |
| 9128283F5 | UST 2.250% 11/15/2027 | | | 3,938 | | | | | | 3,938 | | | |
| 9128285C0 | UST 3.000% 09/30/2025 | 2,250 | | | | | | 2,250 | | | | | |
| 9128286F2 | UST 2.500% 02/28/2026 | | | | | | 2,500 | | | | | | 2,500 |
| 9128286L9 | UST 2.250% 03/31/2026 | 2,250 | | | | | | 2,250 | | | | | |
| 9128286S4 | UST 2.375% 04/30/2026 | | 3,266 | | | | | | 3,266 | | | | |
| 9128286X3 | UST 2.125% 05/31/2026 | | | 2,922 | | | | | | 2,922 | | | |
| 9128287B0 | UST 1.875% 06/30/2026 | | | | 1,875 | | | | | | 1,875 | | |
| 912828D56 | UST 2.375% 08/15/2024 | | | | | | 10,693 | | | | | | |
| 912828J27 | UST 2.000% 02/15/2025 | | | | | | 850 | | | | | | 3,244 |
| 912828U24 | UST 2.000% 11/15/2026 | | | 2,000 | | | | | | 2,000 | | | |
| 912828X88 | UST 2.375% 05/15/2027 | | | 3,563 | | | | | | 3,563 | | | |
| 912828XT2 | UNITED STATES TREASURY 2.00% 05/31/2024 | | | 10,215 | | | | | | | | | |
| 912828Y95 | UST 1.875% 07/31/2026 | | | | | 1,781 | | | | | | 1,781 | |

Champaign County General Fund Operating Account

PROJECTED INCOME SCHEDULE

As of February 29, 2024



| CUSIP | SECURITY DESCRIPTION | Mar 2024 | Apr 2024 | May 2024 | Jun 2024 | Jul 2024 | Aug 2024 | Sep 2024 | Oct 2024 | Nov 2024 | Dec 2024 | Jan 2025 | Feb 2025 |
|--------------|-----------------------|---------------|---------------|---------------|---------------|---------------|---------------|---------------|---------------|---------------|---------------|---------------|---------------|
| 912828YQ7 | UST 1.625% 10/31/2026 | | 1,625 | | | | | | 1,625 | | | | |
| 91282CED9 | UST 1.750% 03/15/2025 | 1,750 | | | | | | 1,750 | | | | | |
| 91282CEK3 | UST 2.500% 04/30/2024 | | 7,219 | | | | | | | | | | |
| 91282CEN7 | UST 2.750% 04/30/2027 | | 2,063 | | | | | | 2,063 | | | | |
| 91282CET4 | UST 2.625% 05/31/2027 | | | 2,953 | | | | | | 2,953 | | | |
| 91282CEW7 | UST 3.250% 06/30/2027 | | | | 4,144 | | | | | | 4,144 | | |
| 91282CFB2 | UST 2.750% 07/31/2027 | | | | | 2,406 | | | | | | 2,406 | |
| 91282CFE6 | UST 3.125% 08/15/2025 | | | | | | 2,813 | | | | | | 2,813 |
| 91282CFH9 | UST 3.125% 08/31/2027 | | | | | | 3,906 | | | | | | 3,906 |
| 91282CFK2 | UST 3.500% 09/15/2025 | 3,063 | | | | | | 3,063 | | | | | |
| 91282CFQ9 | UST 4.375% 10/31/2024 | | 3,719 | | | | | | 3,559 | | | | |
| TOTAL | | 32,777 | 37,163 | 33,715 | 38,616 | 25,794 | 36,300 | 27,314 | 29,904 | 23,865 | 20,536 | 23,411 | 28,423 |

Champaign County General Fund Operating Account

POSITION STATEMENT

As of February 29, 2024



| CUSIP | Security Description | Trade Date/ Settlement Date | Par Value | Principal Cost/ Purchased Interest | Total Cost | Yield at Cost | Maturity/ Duration | Market Price/ Market Value | Unrealized Gain/ (Loss) | % of Assets | Moody's/ S&P Rating |
|----------------------------------|-------------------------------|-----------------------------------|---------------------|--|---------------------|------------------|-----------------------|-------------------------------|----------------------------|----------------|---------------------------|
| Cash and Cash Equivalents | | | | | | | | | | | |
| 31846V567 | First American Funds, Inc. | 2/29/2024 2/29/2024 | \$286,177.27 | \$286,177.27 | \$286,177.27 | 5.19% | 0.003 0.003 | \$1.00 \$286,177.27 | \$0.00 | 2.50% | AAAm |
| SubTotal | | | \$286,177.27 | \$286,177.27 | \$286,177.27 | 5.19% | | \$286,177.27 | \$0.00 | 2.50% | |
| Agency Bond | | | | | | | | | | | |
| 3130AB3H7 | FHLB 2.375% 03/08/2024 | 1/30/2023 1/31/2023 | \$255,000.00 | \$248,230.51 | \$248,230.51 | 4.87% | 0.022 0.024 | \$99.94 \$254,854.65 | \$6,624.14 | 2.23% | Aaa AA+ |
| 3130A1XJ2 | FHLB 2.875% 06/14/2024 | 10/31/2023 11/1/2023 | \$60,000.00 | \$59,038.86 | \$59,038.86 | 5.54% | 0.290 0.285 | \$99.29 \$59,576.40 | \$537.54 | 0.52% | Aaa AA+ |
| 3134GXJJ4 | FMCC 0.320% 06/28/2024 | 1/30/2023 1/31/2023 | \$250,000.00 | \$234,920.00 | \$234,920.00 | 4.80% | 0.329 0.322 | \$98.32 \$245,810.00 | \$10,890.00 | 2.15% | Aaa AA+ |
| 3135G0ZR7 | FNMA 2.625% 09/06/2024 | 10/16/2023 10/17/2023 | \$140,000.00 | \$136,560.20 \$418.55 | \$136,978.75 | 5.50% | 0.521 0.503 | \$98.68 \$138,157.60 | \$1,597.40 | 1.21% | Aaa AA+ |
| 3130AXMP0 | FHLB 5.375% 10/30/2024 | 10/26/2023 10/30/2023 | \$150,000.00 | \$149,880.42 | \$149,880.42 | 5.46% | 0.668 0.640 | \$100.12 \$150,183.00 | \$302.58 | 1.31% | Aaa AA+ |
| 3133EPA70 | FFCB 5.375% 11/01/2024 | 10/31/2023 11/1/2023 | \$150,000.00 | \$149,908.35 | \$149,908.35 | 5.44% | 0.674 0.646 | \$100.11 \$150,165.00 | \$256.65 | 1.31% | Aaa AA+ |
| 3133EN6N5 | FFCB 4.250% 11/20/2024 | 1/25/2023 1/26/2023 | \$170,000.00 | \$169,727.32 | \$169,727.32 | 4.35% | 0.726 0.700 | \$99.36 \$168,917.10 | (\$810.22) | 1.48% | Aaa AA+ |
| 3130ATUR6 | FHLB 4.625% 12/13/2024 | 1/25/2023 1/26/2023 | \$170,000.00 | \$170,776.85 | \$170,776.85 | 4.36% | 0.789 0.759 | \$99.45 \$169,068.40 | (\$1,708.45) | 1.48% | Aaa AA+ |
| 3133EMUP5 | FFCB 0.710% 04/01/2025 | 1/23/2023 1/24/2023 | \$195,000.00 | \$180,082.50 | \$180,082.50 | 4.42% | 1.088 1.058 | \$95.73 \$186,671.55 | \$6,589.05 | 1.63% | Aaa AA+ |
| 3130ARMW8 | FHLB 2.850% 04/28/2025 | 1/30/2023 1/31/2023 | \$235,000.00 | \$226,960.65 | \$226,960.65 | 4.47% | 1.162 1.114 | \$97.66 \$229,493.95 | \$2,533.30 | 2.00% | Aaa AA+ |
| 742651DW9 | PEFCO 3.250% 06/15/2025 | 1/20/2023 1/23/2023 | \$180,000.00 | \$175,633.20 | \$175,633.20 | 4.33% | 1.293 1.239 | \$97.87 \$176,167.80 | \$534.60 | 1.54% | Aaa AA+ |
| 3130APGQ2 | FHLB 0.875% 10/21/2025 | 1/30/2023 1/31/2023 | \$385,000.00 | \$351,220.10 | \$351,220.10 | 4.33% | 1.644 1.591 | \$93.74 \$360,891.30 | \$9,671.20 | 3.15% | Aaa AA+ |
| 3135GA3X7 | FNMA 0.570% 11/17/2025 | 1/30/2023 1/31/2023 | \$169,000.00 | \$153,394.54 | \$153,394.54 | 4.10% | 1.718 1.670 | \$93.20 \$157,504.62 | \$4,110.08 | 1.38% | Aaa AA+ |
| 3130ATUC9 | FHLB 4.500% 12/12/2025 | 1/24/2023 1/25/2023 | \$170,000.00 | \$172,454.80 | \$172,454.80 | 3.96% | 1.786 1.681 | \$99.56 \$169,258.80 | (\$3,196.00) | 1.48% | Aaa AA+ |

Champaign County General Fund Operating Account

POSITION STATEMENT

As of February 29, 2024



| CUSIP | Security Description | Trade Date/ Settlement Date | Par Value | Principal Cost/ Purchased Interest | Total Cost | Yield at Cost | Maturity/ Duration | Market Price/ Market Value | Unrealized Gain/ (Loss) | % of Assets | Moody's/ S&P Rating |
|-------------------------|---|--------------------------------|-----------------------|--|-----------------------|---------------|-----------------------|-------------------------------|----------------------------|---------------|------------------------|
| 3130ALVL5 | FHLB 0.910% 12/30/2025 | 1/23/2023 1/24/2023 | \$235,000.00 | \$213,718.40 | \$213,718.40 | 4.22% | 1.836 1.773 | \$93.07 \$218,721.55 | \$5,003.15 | 1.91% | Aaa AA+ |
| 3133ENMH0 | FFCB 1.600% 01/27/2026 | 1/23/2023 1/24/2023 | \$107,000.00 | \$98,932.20 | \$98,932.20 | 4.30% | 1.912 1.843 | \$94.25 \$100,844.29 | \$1,912.09 | 0.88% | Aaa AA+ |
| 3133EN7J3 | FFCB 3.875% 02/02/2026 | 1/24/2023 2/2/2023 | \$235,000.00 | \$234,327.43 | \$234,327.43 | 3.98% | 1.929 1.828 | \$98.47 \$231,406.85 | (\$2,920.58) | 2.02% | Aaa AA+ |
| 3130ANQB9 | FHLB 0.850% 08/26/2026 | 1/30/2023 1/31/2023 | \$130,000.00 | \$117,477.10 | \$117,477.10 | 4.26% | 2.490 2.381 | \$92.70 \$120,512.60 | \$3,035.50 | 1.05% | Aaa AA+ |
| 3130ANX39 | FHLBANKS 0.50% 09/30/2026 | 1/30/2023 1/31/2023 | \$130,000.00 | \$116,633.40 | \$116,633.40 | 4.24% | 2.586 2.475 | \$91.72 \$119,234.70 | \$2,601.30 | 1.04% | Aaa AA+ |
| 3130ANYX2 | FHLB 0.900% 09/30/2026 | 1/30/2023 1/31/2023 | \$50,000.00 | \$44,253.00 | \$44,253.00 | 4.15% | 2.586 2.488 | \$90.67 \$45,336.50 | \$1,083.50 | 0.40% | Aaa AA+ |
| 3133EN7A2 | FFCB 3.625% 10/26/2026 | 1/20/2023 1/26/2023 | \$250,000.00 | \$248,665.00 | \$248,665.00 | 3.78% | 2.658 2.469 | \$97.73 \$244,327.50 | (\$4,337.50) | 2.13% | Aaa AA+ |
| 3130ATVE4 | FHLB 4.500% 12/11/2026 | 1/30/2023 1/31/2023 | \$205,000.00 | \$209,337.80 | \$209,337.80 | 3.90% | 2.784 2.563 | \$99.77 \$204,526.45 | (\$4,811.35) | 1.79% | Aaa AA+ |
| 3130AQRH8 | FHLB 2.000% 02/25/2027 | 1/25/2023 1/26/2023 | \$305,000.00 | \$282,070.10 | \$282,070.10 | 4.02% | 2.992 2.681 | \$92.50 \$282,115.85 | \$45.75 | 2.46% | Aaa AA+ |
| 3130AQZL0 | FHLB 2.200% 03/04/2027 | 1/30/2023 1/31/2023 | \$200,000.00 | \$185,677.00 | \$185,677.00 | 4.12% | 3.011 2.627 | \$93.03 \$186,062.00 | \$385.00 | 1.62% | Aaa AA+ |
| 3133EN6V7 | FFCB 3.625% 04/26/2027 | 1/20/2023 1/26/2023 | \$275,000.00 | \$274,120.00 | \$274,120.00 | 3.71% | 3.156 2.904 | \$97.53 \$268,199.25 | (\$5,920.75) | 2.34% | Aaa AA+ |
| 3133EN5N6 | FFCB 4.000% 01/06/2028 | 1/26/2023 1/30/2023 | \$235,000.00 | \$238,775.51 | \$238,775.51 | 3.64% | 3.855 3.507 | \$98.52 \$231,519.65 | (\$7,255.86) | 2.02% | Aaa AA+ |
| SubTotal | | | \$5,036,000.00 | \$4,842,775.24 \$418.55 | \$4,843,193.79 | 4.32% | | \$4,869,527.36 | \$26,752.12 | 42.52% | |
| Commercial Paper | | | | | | | | | | | |
| 62479LG17 | MUFG Bank, Ltd. 07/01/2024 | 10/5/2023 10/5/2023 | \$320,000.00 | \$306,512.00 | \$306,512.00 | 5.87% | 0.337 0.330 | \$98.16 \$314,105.60 | \$7,593.60 | 2.74% | P-1 A-1 |
| SubTotal | | | \$320,000.00 | \$306,512.00 | \$306,512.00 | 5.87% | | \$314,105.60 | \$7,593.60 | 2.74% | |
| Corporate Bond | | | | | | | | | | | |
| 89236TKG9 | Toyota Motor Credit Corporation 4.400% 09/20/2024 | 1/30/2023 2/1/2023 | \$180,000.00 | \$179,105.40 | \$179,105.40 | 4.72% | 0.559 0.535 | \$99.40 \$178,927.20 | (\$178.20) | 1.56% | A1 A+ |

Champaign County General Fund Operating Account

POSITION STATEMENT

As of February 29, 2024



| CUSIP | Security Description | Trade Date/ Settlement Date | Par Value | Principal Cost/ Purchased Interest | Total Cost | Yield at Cost | Maturity/ Duration | Market Price/ Market Value | Unrealized Gain/ (Loss) | % of Assets | Moody's/ S&P Rating |
|---------------------------|---|--------------------------------|-----------------------|---------------------------------------|-----------------------|---------------|-----------------------|-------------------------------|----------------------------|---------------|------------------------|
| 90331HPL1 | U.S. Bank National Association 2.050% 01/21/2025 | 1/30/2023 2/1/2023 | \$250,000.00 | \$238,895.00 | \$238,895.00 | 4.43% | 0.896 0.869 | \$97.12 \$242,787.50 | \$3,892.50 | 2.12% | A2 A+ |
| 14913R2Z9 | Caterpillar Financial Services Corporation 3.650% 08/12/2025 | 1/30/2023 2/1/2023 | \$235,000.00 | \$230,300.00 | \$230,300.00 | 4.49% | 1.452 1.390 | \$97.96 \$230,215.40 | (\$84.60) | 2.01% | A2 A |
| 24422EWJ4 | John Deere Capital Corporation 4.050% 09/08/2025 | 1/30/2023 2/1/2023 | \$200,000.00 | \$198,056.00 | \$198,056.00 | 4.45% | 1.526 1.432 | \$98.61 \$197,210.00 | (\$846.00) | 1.72% | A1 A |
| SubTotal | | | \$865,000.00 | \$846,356.40 | \$846,356.40 | 4.51% | | \$849,140.10 | \$2,783.70 | 7.42% | |
| U.S. Treasury Bond | | | | | | | | | | | |
| 91282CEK3 | UST 2.500% 04/30/2024 | 1/30/2023 1/31/2023 | \$185,000.00 | \$180,093.16 | \$180,093.16 | 4.71% | 0.167 0.165 | \$99.52 \$184,112.00 | \$4,018.84 | 1.61% | Aaa AA+ |
| 912828D56 | UST 2.375% 08/15/2024 | 1/24/2023 1/25/2023 | \$250,000.00 | \$242,275.40 | \$242,275.40 | 4.45% | 0.460 0.450 | \$98.68 \$246,690.00 | \$4,414.60 | 2.15% | Aaa AA+ |
| 912828J27 | UST 2.000% 02/15/2025 | 1/26/2024 1/30/2024 | \$85,000.00 | \$82,606.05 | \$82,606.05 | 4.80% | 0.964 0.937 | \$97.11 \$82,546.05 | (\$60.00) | 0.72% | Aaa AA+ |
| 9128286F2 | UST 2.500% 02/28/2026 | 1/23/2023 1/24/2023 | \$200,000.00 | \$192,007.81 | \$192,007.81 | 3.88% | 2.000 1.893 | \$95.94 \$191,876.00 | (\$131.81) | 1.68% | Aaa AA+ |
| 9128286L9 | UST 2.250% 03/31/2026 | 1/23/2023 1/24/2023 | \$200,000.00 | \$190,617.19 | \$190,617.19 | 3.83% | 2.085 1.982 | \$95.32 \$190,648.00 | \$30.81 | 1.66% | Aaa AA+ |
| 9128286S4 | UST 2.375% 04/30/2026 | 1/23/2023 1/24/2023 | \$275,000.00 | \$262,915.04 | \$262,915.04 | 3.82% | 2.167 2.059 | \$95.45 \$262,473.75 | (\$441.29) | 2.29% | Aaa AA+ |
| 9128286X3 | UST 2.125% 05/31/2026 | 1/20/2023 1/23/2023 | \$275,000.00 | \$261,024.41 | \$261,024.41 | 3.75% | 2.252 2.149 | \$94.79 \$260,680.75 | (\$343.66) | 2.28% | Aaa AA+ |
| 9128287B0 | UST 1.875% 06/30/2026 | 1/23/2023 1/24/2023 | \$200,000.00 | \$187,882.81 | \$187,882.81 | 3.77% | 2.334 2.235 | \$94.17 \$188,336.00 | \$453.19 | 1.64% | Aaa AA+ |
| 912828Y95 | UST 1.875% 07/31/2026 | 1/30/2023 1/31/2023 | \$190,000.00 | \$177,887.50 | \$177,887.50 | 3.84% | 2.419 2.318 | \$93.96 \$178,518.30 | \$630.80 | 1.56% | Aaa AA+ |
| 9128283F5 | UST 2.250% 11/15/2027 | 1/20/2023 1/23/2023 | \$350,000.00 | \$329,464.84 | \$329,464.84 | 3.59% | 3.712 3.472 | \$92.80 \$324,803.50 | (\$4,661.34) | 2.84% | Aaa AA+ |
| SubTotal | | | \$2,210,000.00 | \$2,106,774.21 | \$2,106,774.21 | 3.96% | | \$2,110,684.35 | \$3,910.14 | 18.43% | |

Champaign County General Fund Operating Account

POSITION STATEMENT

As of February 29, 2024



| CUSIP | Security Description | Trade Date/ Settlement Date | Par Value | Principal Cost/ Purchased Interest | Total Cost | Yield at Cost | Maturity/ Duration | Market Price/ Market Value | Unrealized Gain/ (Loss) | % of Assets | Moody's/ S&P Rating |
|---------------------------|---|--------------------------------|------------------------|---|------------------------|---------------|-----------------------|-------------------------------|----------------------------|----------------|------------------------|
| U.S. Treasury Note | | | | | | | | | | | |
| 912828XT2 | UNITED STATES TREASURY 2.00% 05/31/2024 | 6/29/2023 6/30/2023 | \$250,000.00 | \$242,285.16 | \$242,285.16 | 5.49% | 0.252 0.248 | \$99.16 \$247,900.00 | \$5,614.84 | 2.16% | Aaa AA+ |
| 91282CFQ9 | UST 4.375% 10/31/2024 | 1/24/2023 1/25/2023 | \$170,000.00 | \$170,159.38 | \$170,159.38 | 4.32% | 0.671 0.645 | \$99.44 \$169,044.60 | (\$1,114.78) | 1.48% | Aaa AA+ |
| 91282CED9 | UST 1.750% 03/15/2025 | 1/26/2024 1/29/2024 | \$200,000.00 | \$193,539.06 \$1,307.69 | \$194,846.75 | 4.73% | 1.041 1.004 | \$96.69 \$193,382.00 | (\$157.06) | 1.69% | Aaa AA+ |
| 91282CFE6 | UST 3.125% 08/15/2025 | 1/20/2023 1/23/2023 | \$180,000.00 | \$176,414.06 | \$176,414.06 | 3.95% | 1.460 1.404 | \$97.62 \$175,710.60 | (\$703.46) | 1.53% | Aaa AA+ |
| 91282CFK2 | UST 3.500% 09/15/2025 | 1/20/2023 1/23/2023 | \$175,000.00 | \$173,181.64 | \$173,181.64 | 3.92% | 1.545 1.459 | \$98.06 \$171,603.25 | (\$1,578.39) | 1.50% | Aaa AA+ |
| 9128285C0 | UST 3.000% 09/30/2025 | 1/20/2023 1/23/2023 | \$150,000.00 | \$146,537.11 | \$146,537.11 | 3.91% | 1.586 1.506 | \$97.27 \$145,905.00 | (\$632.11) | 1.27% | Aaa AA+ |
| 912828YQ7 | UST 1.625% 10/31/2026 | 1/23/2023 1/24/2023 | \$200,000.00 | \$185,148.44 | \$185,148.44 | 3.76% | 2.671 2.549 | \$92.85 \$185,704.00 | \$555.56 | 1.62% | Aaa AA+ |
| 912828U24 | UST 2.000% 11/15/2026 | 1/20/2023 1/23/2023 | \$200,000.00 | \$188,085.94 | \$188,085.94 | 3.69% | 2.712 2.576 | \$93.73 \$187,462.00 | (\$623.94) | 1.64% | Aaa AA+ |
| 91282CEN7 | UST 2.750% 04/30/2027 | 1/20/2023 1/23/2023 | \$150,000.00 | \$144,767.58 | \$144,767.58 | 3.64% | 3.167 2.955 | \$95.11 \$142,659.00 | (\$2,108.58) | 1.25% | Aaa AA+ |
| 912828X88 | UST 2.375% 05/15/2027 | 1/20/2023 1/23/2023 | \$300,000.00 | \$285,023.44 | \$285,023.44 | 3.64% | 3.208 3.013 | \$93.93 \$281,778.00 | (\$3,245.44) | 2.46% | Aaa AA+ |
| 91282CET4 | UST 2.625% 05/31/2027 | 1/20/2023 1/23/2023 | \$225,000.00 | \$216,000.00 | \$216,000.00 | 3.63% | 3.252 3.044 | \$94.62 \$212,897.25 | (\$3,102.75) | 1.86% | Aaa AA+ |
| 91282CEW7 | UST 3.250% 06/30/2027 | 1/20/2023 1/23/2023 | \$255,000.00 | \$251,105.28 | \$251,105.28 | 3.63% | 3.334 3.096 | \$96.48 \$246,016.35 | (\$5,088.93) | 2.15% | Aaa AA+ |
| 91282CFB2 | UST 2.750% 07/31/2027 | 1/20/2023 1/23/2023 | \$175,000.00 | \$168,786.13 | \$168,786.13 | 3.61% | 3.419 3.202 | \$94.81 \$165,915.75 | (\$2,870.38) | 1.45% | Aaa AA+ |
| 9128282R0 | UST 2.250% 08/15/2027 | 1/20/2023 1/23/2023 | \$275,000.00 | \$259,541.99 | \$259,541.99 | 3.60% | 3.460 3.265 | \$93.18 \$256,234.00 | (\$3,307.99) | 2.24% | Aaa AA+ |
| 91282CFH9 | UST 3.125% 08/31/2027 | 1/20/2023 1/23/2023 | \$250,000.00 | \$245,097.66 | \$245,097.66 | 3.59% | 3.504 3.215 | \$95.91 \$239,765.00 | (\$5,332.66) | 2.09% | Aaa AA+ |
| | SubTotal | | \$3,155,000.00 | \$3,045,672.87 \$1,307.69 | \$3,046,980.56 | 3.94% | | \$3,021,976.80 | (\$23,696.07) | 26.39% | |
| Grand Total | | | \$11,872,177.27 | \$11,434,267.99 \$1,726.24 | \$11,435,994.23 | 4.23% | | \$11,451,611.48 | \$17,343.49 | 100.00% | |

TRANSACTION STATEMENT

As of February 29, 2024



| Transaction Type | Trade Date | Settlement Date | CUSIP | Security Description | Par Value | Principal Cost | Total Proceeds | Realized Gain/Loss |
|------------------|------------|-----------------|-----------|---|-------------------|-------------------|-------------------|--------------------|
| Maturity | | | | | | | | |
| Maturity | 2/15/2024 | 2/15/2024 | 3130AUPN8 | FHLB 4.850% 02/15/2024 | 185,000.00 | 185,112.67 | 185,000.00 | (112.67) |
| Maturity | 2/29/2024 | 2/29/2024 | 48133PDZ3 | JPMorgan Chase Financial Company LLC 5.000% 02/29/2024 | 275,000.00 | 275,000.00 | 275,000.00 | 0.00 |
| Total | | | | | 460,000.00 | 460,112.67 | 460,000.00 | (112.67) |

TRANSACTION STATEMENT

As of February 29, 2024



| Transaction Type | Payment Date | Settlement Date | CUSIP | Security Description | Interest Received |
|---------------------------|--------------|-----------------|-----------|---|-------------------|
| Interest/Dividends | | | | | |
| Interest/Dividends | 2/1/2024 | 2/1/2024 | 31846V567 | First American Funds, Inc. | 400.90 |
| Interest/Dividends | 2/2/2024 | 2/2/2024 | 3133EN7J3 | FFCB 3.875% 02/02/2026 | 4,553.13 |
| Interest/Dividends | 2/12/2024 | 2/12/2024 | 14913R2Z9 | Caterpillar Financial Services Corporation 3.650% 08/12/2025 | 4,288.75 |
| Interest/Dividends | 2/15/2024 | 2/15/2024 | 912828D56 | UST 2.375% 08/15/2024 | 2,968.75 |
| Interest/Dividends | 2/15/2024 | 2/15/2024 | 912828J27 | UST 2.000% 02/15/2025 | 850.00 |
| Interest/Dividends | 2/15/2024 | 2/15/2024 | 91282CFE6 | UST 3.125% 08/15/2025 | 2,812.50 |
| Interest/Dividends | 2/15/2024 | 2/15/2024 | 9128282R0 | UST 2.250% 08/15/2027 | 3,093.75 |
| Interest/Dividends | 2/15/2024 | 2/15/2024 | 3130AUPN8 | FHLB 4.850% 02/15/2024 | 4,486.25 |
| Interest/Dividends | 2/26/2024 | 2/26/2024 | 3130ANQB9 | FHLB 0.850% 08/26/2026 | 552.50 |
| Interest/Dividends | 2/26/2024 | 2/26/2024 | 3130AQRH8 | FHLB 2.000% 02/25/2027 | 3,050.00 |
| Interest/Dividends | 2/29/2024 | 2/29/2024 | 9128286F2 | UST 2.500% 02/28/2026 | 2,500.00 |
| Interest/Dividends | 2/29/2024 | 2/29/2024 | 91282CFH9 | UST 3.125% 08/31/2027 | 3,906.25 |
| Interest/Dividends | 2/29/2024 | 2/29/2024 | 48133PDZ3 | JPMorgan Chase Financial Company LLC 5.000% 02/29/2024 | 1,107.64 |
| Total | | | | | 34,570.42 |

TRANSACTION STATEMENT

As of February 29, 2024



| Transaction Type | Trade Date | Settlement Date | Transaction Description | Amount |
|-----------------------|------------|-----------------|-------------------------|---------------------|
| Custodian Fee | | | | |
| Custodian Fee | 2/23/2024 | 2/23/2024 | Cash Out | (73.65) |
| Total | | | | (73.65) |
| Management Fee | | | | |
| Management Fee | 2/12/2024 | 2/12/2024 | Cash Out | (821.90) |
| Total | | | | (821.90) |
| Withdrawal | | | | |
| Withdrawal | 2/20/2024 | 2/20/2024 | Cash Out | (292,000.00) |
| Total | | | | (292,000.00) |

STATEMENT DISCLOSURE

As of February 29, 2024



Meeder provides monthly statements for its investment management clients to provide information about the investment portfolio. The information should not be used for audit or confirmation purposes. Please review your custodial statements and report any inaccuracies or discrepancies.

Certain information and data has been supplied by unaffiliated third parties. Although Meeder believes the information is reliable, it cannot warrant the accuracy of information offered by third parties. Market value may reflect prices received from pricing vendors when current market quotations are not available. Prices may not reflect firm bids or offers and may differ from the value at which the security can be sold.

Statements may include positions from unmanaged accounts provided for reporting purposes. Unmanaged accounts are managed directly by the client and are not included in the accounts managed by the investment adviser. This information is provided as a client convenience and the investment adviser assumes no responsibility for performance of these accounts or the accuracy of the data reported.

Investing involves risk. Past performance is no guarantee of future results. Debt and fixed income securities are subject to credit and interest rate risk. The investment return and principal value of an investment will fluctuate so that an investors shares, when redeemed, may be worth more or less than their original cost. Current performance may be lower or higher than the performance data quoted.

Meeder Investment Management is the global brand for the Meeder group of affiliated companies. Investment advisory services are provided through Meeder Public Funds, Inc. Please contact us if you would like to receive a copy of our current ADV disclosure brochure or privacy policy.



M E E D E R
PUBLIC FUNDS



Champaign County Trust and Agency

Monthly Investment Report
February 29, 2024

Your Investment Representative:

Scott Gruber

(614) 923-1152

sgruber@meederinvestment.com

For questions about your account please contact your investment representative or contact publicfundsoperations@meederinvestment.com

Dublin, Ohio | Lansing, Michigan | Long Beach, California | Austin, Texas | 866-633-3371 | www.meederpublicfunds.com

PORTFOLIO SUMMARY

As of February 29, 2024



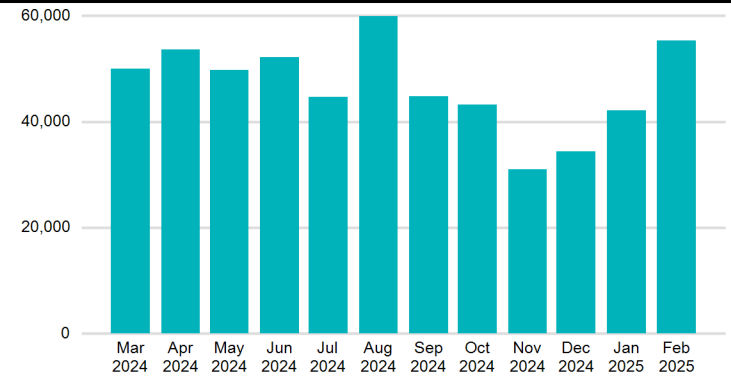
MONTHLY RECONCILIATION

| | |
|-----------------------------|----------------------|
| Beginning Book Value | 18,015,082.12 |
| Contributions | |
| Withdrawals | (383,000.00) |
| Prior Month Management Fees | (1,264.90) |
| Prior Month Custodian Fees | (151.32) |
| Realized Gains/Losses | (164.43) |
| Gross Interest Earnings | 59,687.52 |
| Ending Book Value | 17,690,188.99 |

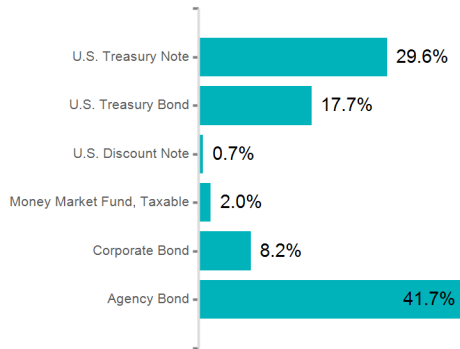
PORTFOLIO CHARACTERISTICS

| | |
|------------------------------|----------|
| Portfolio Yield to Maturity | 4.24% |
| Portfolio Effective Duration | 1.71 yrs |
| Weighted Average Maturity | 1.81 yrs |

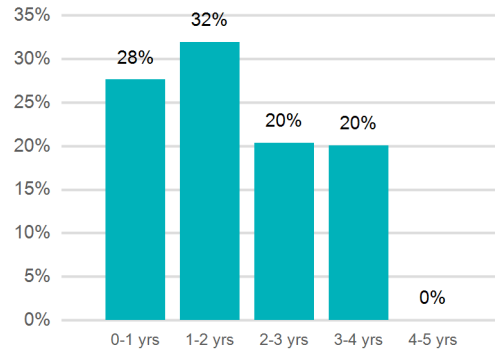
PROJECTED MONTHLY INCOME SCHEDULE



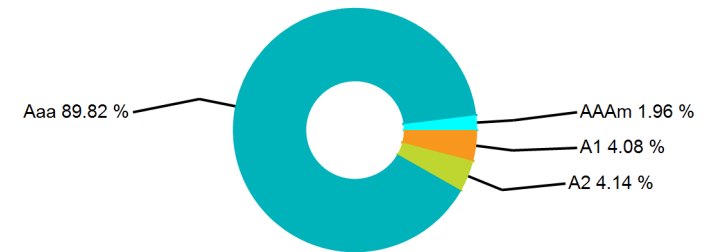
SECTOR ALLOCATION



MATURITY DISTRIBUTION



CREDIT QUALITY



Champaign County Trust and Agency
PROJECTED INCOME SCHEDULE
 As of February 29, 2024



| CUSIP | SECURITY DESCRIPTION | Mar 2024 | Apr 2024 | May 2024 | Jun 2024 | Jul 2024 | Aug 2024 | Sep 2024 | Oct 2024 | Nov 2024 | Dec 2024 | Jan 2025 | Feb 2025 |
|-----------|--|----------|----------|----------|----------|----------|----------|----------|----------|----------|----------|----------|----------|
| 14913R2Z9 | Caterpillar Financial Services Corporation 3.650% 08/12/2025 | | | | | | 8,213 | | | | | | 8,213 |
| 24422EWJ4 | John Deere Capital Corporation 4.050% 09/08/2025 | 7,796 | | | | | | 7,796 | | | | | |
| 3130AB3H7 | FHLB 2.375% 03/08/2024 | 10,566 | | | | | | | | | | | |
| 3130ALVL5 | FHLB 0.910% 12/30/2025 | 2,048 | | | | | | 2,048 | | | | | |
| 3130ANQB9 | FHLB 0.850% 08/26/2026 | | | | | | 829 | | | | | | 1,463 |
| 3130ANX39 | FHLBANKS 0.50% 09/30/2026 | 488 | | | | | | 488 | | | | | |
| 3130APGQ2 | FHLB 0.875% 10/21/2025 | | 1,728 | | | | | | 1,728 | | | | |
| 3130AQRH8 | FHLB 2.000% 02/25/2027 | | | | | | 5,750 | | | | | | 5,750 |
| 3130AQZL0 | FHLB 2.200% 03/04/2027 | 3,135 | | | | | | 3,135 | | | | | |
| 3130ARGH8 | FHLB 3.000% 10/11/2024 | | 2,250 | | | | | | 5,765 | | | | |
| 3130ARMW8 | FHLB 2.850% 04/28/2025 | | 4,988 | | | | | | 4,988 | | | | |
| 3130ASME6 | FHLB 3.000% 07/08/2024 | | | | | 15,888 | | | | | | | |
| 3130AT3H8 | FHLB 3.375% 03/08/2024 | 2,794 | | | | | | | | | | | |
| 3130ATUC9 | FHLB 4.500% 12/12/2025 | | | | 7,425 | | | | | | 7,425 | | |
| 3130ATUR6 | FHLB 4.625% 12/13/2024 | | | | 7,400 | | | | | | 5,938 | | |
| 3130ATVE4 | FHLB 4.500% 12/11/2026 | | | | 4,838 | | | | | | 4,838 | | |
| 3130AXFB9 | FHLB 5.500% 08/26/2024 | | | | | | 5,456 | | | | | | |
| 3130AYQH2 | FHLB 4.500% 07/30/2025 | | | | | 7,313 | | | | | | 7,313 | |
| 313384H28 | FHLB 09/24/2024 | | | | | | | 6,404 | | | | | |
| 3133EMUP5 | FFCB 0.710% 04/01/2025 | | 710 | | | | | | 710 | | | | |
| 3133EN5N6 | FFCB 4.000% 01/06/2028 | | | | | 9,000 | | | | | | 9,000 | |
| 3133EN6N5 | FFCB 4.250% 11/20/2024 | | | 6,800 | | | | | | 7,313 | | | |
| 3133EN6V7 | FFCB 3.625% 04/26/2027 | | 4,531 | | | | | | 4,531 | | | | |

Champaign County Trust and Agency
PROJECTED INCOME SCHEDULE
 As of February 29, 2024



| CUSIP | SECURITY DESCRIPTION | Mar 2024 | Apr 2024 | May 2024 | Jun 2024 | Jul 2024 | Aug 2024 | Sep 2024 | Oct 2024 | Nov 2024 | Dec 2024 | Jan 2025 | Feb 2025 |
|-----------|---|----------|----------|----------|----------|----------|----------|----------|----------|----------|----------|----------|----------|
| 3133EN7A2 | FFCB 3.625% 10/26/2026 | | 7,250 | | | | | | 7,250 | | | | |
| 3133EN7J3 | FFCB 3.875% 02/02/2026 | | | | | | 8,719 | | | | | | 8,719 |
| 3133ENMH0 | FFCB 1.600% 01/27/2026 | | | | | 1,264 | | | | | | 1,264 | |
| 3133ENPY0 | FFCB 1.75% 02/25/2025 | | | | | | 744 | | | | | | 3,589 |
| 3134GXJJ4 | FMCC 0.320% 06/28/2024 | | | | 16,409 | | | | | | | | |
| 742651DW9 | PEFCO 3.250% 06/15/2025 | | | | 3,088 | | | | | | 3,088 | | |
| 89236TKG9 | Toyota Motor Credit Corporation 4.400% 09/20/2024 | 7,590 | | | | | | 9,305 | | | | | |
| 90331HPL1 | U.S. Bank National Association 2.050% 01/21/2025 | | | | | 3,075 | | | | | | 16,401 | |
| 9128282R0 | UST 2.250% 08/15/2027 | | | | | | 3,375 | | | | | | 3,375 |
| 9128283F5 | UST 2.250% 11/15/2027 | | | 3,375 | | | | | | 3,375 | | | |
| 9128285C0 | UST 3.000% 09/30/2025 | 4,500 | | | | | | 4,500 | | | | | |
| 9128286F2 | UST 2.500% 02/28/2026 | | | | | | 3,750 | | | | | | 3,750 |
| 9128286L9 | UST 2.250% 03/31/2026 | 3,375 | | | | | | 3,375 | | | | | |
| 9128286S4 | UST 2.375% 04/30/2026 | | 3,563 | | | | | | 3,563 | | | | |
| 9128286X3 | UST 2.125% 05/31/2026 | | | 3,188 | | | | | | 3,188 | | | |
| 9128287B0 | UST 1.875% 06/30/2026 | | | | 3,516 | | | | | | 3,516 | | |
| 912828D56 | UST 2.375% 08/15/2024 | | | | | | 11,335 | | | | | | |
| 912828J27 | UST 2.000% 02/15/2025 | | | | | | 2,000 | | | | | | 10,688 |
| 912828U24 | UST 2.000% 11/15/2026 | | | 3,000 | | | | | | 3,000 | | | |
| 912828X88 | UST 2.375% 05/15/2027 | | | 4,156 | | | | | | 4,156 | | | |
| 912828XT2 | UNITED STATES TREASURY 2.00% 05/31/2024 | | | 19,204 | | | | | | | | | |
| 912828Y95 | UST 1.875% 07/31/2026 | | | | | 2,672 | | | | | | 2,672 | |
| 912828YQ7 | UST 1.625% 10/31/2026 | | 3,047 | | | | | | 3,047 | | | | |

Champaign County Trust and Agency
PROJECTED INCOME SCHEDULE
 As of February 29, 2024



| CUSIP | SECURITY DESCRIPTION | Mar 2024 | Apr 2024 | May 2024 | Jun 2024 | Jul 2024 | Aug 2024 | Sep 2024 | Oct 2024 | Nov 2024 | Dec 2024 | Jan 2025 | Feb 2025 |
|--------------|-----------------------|---------------|---------------|---------------|---------------|---------------|---------------|---------------|---------------|---------------|---------------|---------------|---------------|
| 91282CED9 | UST 1.750% 03/15/2025 | 2,494 | | | | | | 2,494 | | | | | |
| 91282CEK3 | UST 2.500% 04/30/2024 | | 13,658 | | | | | | | | | | |
| 91282CEN7 | UST 2.750% 04/30/2027 | | 4,813 | | | | | | 4,813 | | | | |
| 91282CEQ0 | UST 2.750% 05/15/2025 | | | 4,125 | | | | | | 4,125 | | | |
| 91282CET4 | UST 2.625% 05/31/2027 | | | 5,906 | | | | | | 5,906 | | | |
| 91282CEU1 | UST 2.875% 06/15/2025 | | | | 4,672 | | | | | | 4,672 | | |
| 91282CEW7 | UST 3.250% 06/30/2027 | | | | 4,875 | | | | | | 4,875 | | |
| 91282CFB2 | UST 2.750% 07/31/2027 | | | | | 5,500 | | | | | | 5,500 | |
| 91282CFE6 | UST 3.125% 08/15/2025 | | | | | | 5,078 | | | | | | 5,078 |
| 91282CFH9 | UST 3.125% 08/31/2027 | | | | | | 4,688 | | | | | | 4,688 |
| 91282CFK2 | UST 3.500% 09/15/2025 | 5,250 | | | | | | 5,250 | | | | | |
| 91282CFQ9 | UST 4.375% 10/31/2024 | | 7,109 | | | | | | 6,805 | | | | |
| TOTAL | | 50,035 | 53,646 | 49,754 | 52,221 | 44,712 | 59,936 | 44,794 | 43,198 | 31,063 | 34,350 | 42,149 | 55,311 |

POSITION STATEMENT

As of February 29, 2024



| CUSIP | Security Description | Trade Date/ Settlement Date | Par Value | Principal Cost/ Purchased Interest | Total Cost | Yield at Cost | Maturity/ Duration | Market Price/ Market Value | Unrealized Gain/ (Loss) | % of Assets | Moody's/ S&P Rating |
|----------------------------------|-------------------------------|-----------------------------------|---------------------|--|---------------------|------------------|-----------------------|-------------------------------|----------------------------|----------------|---------------------------|
| Cash and Cash Equivalents | | | | | | | | | | | |
| 31846V567 | First American Funds, Inc. | 2/29/2024 2/29/2024 | \$346,331.76 | \$346,331.76 | \$346,331.76 | 5.19% | 0.003 0.003 | \$1.00 \$346,331.76 | \$0.00 | 1.96% | AAAm |
| SubTotal | | | \$346,331.76 | \$346,331.76 | \$346,331.76 | 5.19% | | \$346,331.76 | \$0.00 | 1.96% | |
| Agency Bond | | | | | | | | | | | |
| 3130AB3H7 | FHLB 2.375% 03/08/2024 | 1/30/2023 1/31/2023 | \$275,000.00 | \$267,699.58 | \$267,699.58 | 4.87% | 0.022 0.024 | \$99.94 \$274,843.25 | \$7,143.67 | 1.55% | Aaa AA+ |
| 3130AT3H8 | FHLB 3.375% 03/08/2024 | 10/31/2023 11/1/2023 | \$115,000.00 | \$114,146.47 \$571.41 | \$114,717.88 | 5.49% | 0.022 0.024 | \$99.96 \$114,956.30 | \$809.83 | 0.65% | Aaa AA+ |
| 3134GXJJ4 | FMCC 0.320% 06/28/2024 | 1/30/2023 1/31/2023 | \$265,000.00 | \$249,015.20 | \$249,015.20 | 4.80% | 0.329 0.322 | \$98.32 \$260,558.60 | \$11,543.40 | 1.47% | Aaa AA+ |
| 3130ASME6 | FHLB 3.000% 07/08/2024 | 10/3/2023 10/4/2023 | \$470,000.00 | \$461,161.65 | \$461,161.65 | 5.55% | 0.356 0.348 | \$99.14 \$465,958.00 | \$4,796.35 | 2.63% | Aaa AA+ |
| 3130AXFB9 | FHLB 5.500% 08/26/2024 | 10/30/2023 10/31/2023 | \$200,000.00 | \$200,043.80 | \$200,043.80 | 5.47% | 0.490 0.481 | \$100.19 \$200,374.00 | \$330.20 | 1.13% | Aaa AA+ |
| 3130ARGH8 | FHLB 3.000% 10/11/2024 | 10/16/2023 10/17/2023 | \$150,000.00 | \$146,485.50 \$75.00 | \$146,560.50 | 5.48% | 0.616 0.595 | \$98.71 \$148,066.50 | \$1,581.00 | 0.84% | Aaa AA+ |
| 3133EN6N5 | FFCB 4.250% 11/20/2024 | 1/25/2023 1/26/2023 | \$320,000.00 | \$319,486.72 | \$319,486.72 | 4.35% | 0.726 0.700 | \$99.36 \$317,961.60 | (\$1,525.12) | 1.80% | Aaa AA+ |
| 3130ATUR6 | FHLB 4.625% 12/13/2024 | 1/25/2023 1/26/2023 | \$320,000.00 | \$321,462.30 | \$321,462.30 | 4.36% | 0.789 0.759 | \$99.45 \$318,246.40 | (\$3,215.90) | 1.80% | Aaa AA+ |
| 3133ENPY0 | FFCB 1.75% 02/25/2025 | 12/28/2023 12/29/2023 | \$85,000.00 | \$82,155.05 | \$82,155.05 | 4.76% | 0.992 0.965 | \$96.84 \$82,314.00 | \$158.95 | 0.47% | Aaa AA+ |
| 3133EMUP5 | FFCB 0.710% 04/01/2025 | 1/23/2023 1/24/2023 | \$200,000.00 | \$184,700.00 | \$184,700.00 | 4.42% | 1.088 1.058 | \$95.73 \$191,458.00 | \$6,758.00 | 1.08% | Aaa AA+ |
| 3130ARMW8 | FHLB 2.850% 04/28/2025 | 1/30/2023 1/31/2023 | \$350,000.00 | \$338,026.50 | \$338,026.50 | 4.47% | 1.162 1.114 | \$97.66 \$341,799.50 | \$3,773.00 | 1.93% | Aaa AA+ |
| 742651DW9 | PEFCO 3.250% 06/15/2025 | 1/20/2023 1/23/2023 | \$190,000.00 | \$185,390.60 | \$185,390.60 | 4.33% | 1.293 1.239 | \$97.87 \$185,954.90 | \$564.30 | 1.05% | Aaa AA+ |
| 3130AYQH2 | FHLB 4.500% 07/30/2025 | 1/26/2024 1/30/2024 | \$325,000.00 | \$324,836.53 | \$324,836.53 | 4.54% | 1.416 1.351 | \$99.50 \$323,381.50 | (\$1,455.03) | 1.83% | Aaa AA+ |
| 3130APGQ2 | FHLB 0.875% 10/21/2025 | 1/30/2023 1/31/2023 | \$395,000.00 | \$360,342.70 | \$360,342.70 | 4.33% | 1.644 1.591 | \$93.74 \$370,265.10 | \$9,922.40 | 2.09% | Aaa AA+ |

Champaign County Trust and Agency

POSITION STATEMENT

As of February 29, 2024



| CUSIP | Security Description | Trade Date/ Settlement Date | Par Value | Principal Cost/ Purchased Interest | Total Cost | Yield at Cost | Maturity/ Duration | Market Price/ Market Value | Unrealized Gain/ (Loss) | % of Assets | Moody's/ S&P Rating |
|-----------------|------------------------------|-----------------------------------|-----------------------|--|-----------------------|------------------|-----------------------|-------------------------------|----------------------------|----------------|---------------------------|
| 3130ATUC9 | FHLB 4.500% 12/12/2025 | 1/24/2023 1/25/2023 | \$330,000.00 | \$334,765.20 | \$334,765.20 | 3.96% | 1.786 1.681 | \$99.56 \$328,561.20 | (\$6,204.00) | 1.86% | Aaa AA+ |
| 3130ALVL5 | FHLB 0.910% 12/30/2025 | 1/23/2023 1/24/2023 | \$450,000.00 | \$409,248.00 | \$409,248.00 | 4.22% | 1.836 1.773 | \$93.07 \$418,828.50 | \$9,580.50 | 2.37% | Aaa AA+ |
| 3133ENMH0 | FFCB 1.600% 01/27/2026 | 1/23/2023 1/24/2023 | \$158,000.00 | \$146,086.80 | \$146,086.80 | 4.30% | 1.912 1.843 | \$94.25 \$148,910.26 | \$2,823.46 | 0.84% | Aaa AA+ |
| 3133EN7J3 | FFCB 3.875% 02/02/2026 | 1/24/2023 2/2/2023 | \$450,000.00 | \$448,712.10 | \$448,712.10 | 3.98% | 1.929 1.828 | \$98.47 \$443,119.50 | (\$5,592.60) | 2.50% | Aaa AA+ |
| 3130ANQB9 | FHLB 0.850% 08/26/2026 | 1/30/2023 1/31/2023 | \$195,000.00 | \$176,215.65 | \$176,215.65 | 4.26% | 2.490 2.381 | \$92.70 \$180,768.90 | \$4,553.25 | 1.02% | Aaa AA+ |
| 3130ANX39 | FHLBANKS 0.50% 09/30/2026 | 1/30/2023 1/31/2023 | \$195,000.00 | \$174,950.10 | \$174,950.10 | 4.24% | 2.586 2.475 | \$91.72 \$178,852.05 | \$3,901.95 | 1.01% | Aaa AA+ |
| 3133EN7A2 | FFCB 3.625% 10/26/2026 | 1/20/2023 1/26/2023 | \$400,000.00 | \$397,864.00 | \$397,864.00 | 3.78% | 2.658 2.469 | \$97.73 \$390,924.00 | (\$6,940.00) | 2.21% | Aaa AA+ |
| 3130ATVE4 | FHLB 4.500% 12/11/2026 | 1/30/2023 1/31/2023 | \$215,000.00 | \$219,549.40 | \$219,549.40 | 3.90% | 2.784 2.563 | \$99.77 \$214,503.35 | (\$5,046.05) | 1.21% | Aaa AA+ |
| 3130AQRH8 | FHLB 2.000% 02/25/2027 | 1/25/2023 1/26/2023 | \$575,000.00 | \$531,771.50 | \$531,771.50 | 4.02% | 2.992 2.681 | \$92.50 \$531,857.75 | \$86.25 | 3.01% | Aaa AA+ |
| 3130AQZL0 | FHLB 2.200% 03/04/2027 | 1/30/2023 1/31/2023 | \$285,000.00 | \$264,589.73 | \$264,589.73 | 4.12% | 3.011 2.627 | \$93.03 \$265,138.35 | \$548.62 | 1.50% | Aaa AA+ |
| 3133EN6V7 | FFCB 3.625% 04/26/2027 | 1/20/2023 1/26/2023 | \$250,000.00 | \$249,200.00 | \$249,200.00 | 3.71% | 3.156 2.904 | \$97.53 \$243,817.50 | (\$5,382.50) | 1.38% | Aaa AA+ |
| 3133EN5N6 | FFCB 4.000% 01/06/2028 | 1/26/2023 1/30/2023 | \$450,000.00 | \$457,229.70 | \$457,229.70 | 3.64% | 3.855 3.507 | \$98.52 \$443,335.50 | (\$13,894.20) | 2.51% | Aaa AA+ |
| SubTotal | | | \$7,613,000.00 | \$7,365,134.78 \$646.41 | \$7,365,781.19 | 4.37% | | \$7,384,754.51 | \$19,619.73 | 41.73% | |

Corporate Bond

| | | | | | | | | | | | |
|-----------|---|-----------------------|--------------|--------------|--------------|-------|----------------|-------------------------|------------|-------|----------|
| 89236TKG9 | Toyota Motor Credit Corporation 4.400% 09/20/2024 | 1/30/2023 2/1/2023 | \$345,000.00 | \$343,285.35 | \$343,285.35 | 4.72% | 0.559 0.535 | \$99.40 \$342,943.80 | (\$341.55) | 1.94% | A1 A+ |
| 90331HPL1 | U.S. Bank National Association 2.050% 01/21/2025 | 1/30/2023 2/1/2023 | \$300,000.00 | \$286,674.00 | \$286,674.00 | 4.43% | 0.896 0.869 | \$97.12 \$291,345.00 | \$4,671.00 | 1.65% | A2 A+ |
| 14913R2Z9 | Caterpillar Financial Services Corporation 3.650% 08/12/2025 | 1/30/2023 2/1/2023 | \$450,000.00 | \$441,000.00 | \$441,000.00 | 4.49% | 1.452 1.390 | \$97.96 \$440,838.00 | (\$162.00) | 2.49% | A2 A |

POSITION STATEMENT

As of February 29, 2024



| CUSIP | Security Description | Trade Date/ Settlement Date | Par Value | Principal Cost/ Purchased Interest | Total Cost | Yield at Cost | Maturity/ Duration | Market Price/ Market Value | Unrealized Gain/ (Loss) | % of Assets | Moody's/ S&P Rating |
|---------------------------|--|--------------------------------|-----------------------|---------------------------------------|-----------------------|---------------|-----------------------|-------------------------------|----------------------------|--------------|------------------------|
| 24422EWJ4 | John Deere Capital Corporation 4.050% 09/08/2025 | 1/30/2023 2/1/2023 | \$385,000.00 | \$381,257.80 | \$381,257.80 | 4.45% | 1.526 1.432 | \$98.61 \$379,629.25 | (\$1,628.55) | 2.15% | A1 A |
| SubTotal | | | \$1,480,000.00 | \$1,452,217.15 | \$1,452,217.15 | 4.54% | | \$1,454,756.05 | \$2,538.90 | 8.22% | |
| U.S. Discount Note | | | | | | | | | | | |
| 313384H28 | FHLB 09/24/2024 | 10/30/2023 10/30/2023 | \$135,000.00 | \$128,595.94 | \$128,595.94 | 5.43% | 0.570 0.557 | \$97.07 \$131,045.85 | \$2,449.91 | 0.74% | Aaa AA+ |
| SubTotal | | | \$135,000.00 | \$128,595.94 | \$128,595.94 | 5.43% | | \$131,045.85 | \$2,449.91 | 0.74% | |
| U.S. Treasury Bond | | | | | | | | | | | |
| 91282CEK3 | UST 2.500% 04/30/2024 | 1/30/2023 1/31/2023 | \$350,000.00 | \$340,716.80 | \$340,716.80 | 4.71% | 0.167 0.165 | \$99.52 \$348,320.00 | \$7,603.20 | 1.97% | Aaa AA+ |
| 912828D56 | UST 2.375% 08/15/2024 | 1/24/2023 1/25/2023 | \$265,000.00 | \$256,811.91 | \$256,811.91 | 4.45% | 0.460 0.450 | \$98.68 \$261,491.40 | \$4,679.49 | 1.48% | Aaa AA+ |
| 912828J27 | UST 2.000% 02/15/2025 | 1/30/2023 1/31/2023 | \$200,000.00 | \$191,312.50 | \$191,312.50 | 4.24% | 0.964 0.937 | \$97.11 \$194,226.00 | \$2,913.50 | 1.10% | Aaa AA+ |
| 91282CEQ0 | UST 2.750% 05/15/2025 | 12/28/2023 12/29/2023 | \$300,000.00 | \$292,734.38 \$997.25 | \$293,731.63 | 4.58% | 1.208 1.191 | \$97.46 \$292,382.70 | (\$351.68) | 1.65% | Aaa AA+ |
| 9128286F2 | UST 2.500% 02/28/2026 | 1/23/2023 1/24/2023 | \$300,000.00 | \$288,011.72 | \$288,011.72 | 3.88% | 2.000 1.893 | \$95.94 \$287,814.00 | (\$197.72) | 1.63% | Aaa AA+ |
| 9128286L9 | UST 2.250% 03/31/2026 | 1/23/2023 1/24/2023 | \$300,000.00 | \$285,925.78 | \$285,925.78 | 3.83% | 2.085 1.982 | \$95.32 \$285,972.00 | \$46.22 | 1.62% | Aaa AA+ |
| 9128286S4 | UST 2.375% 04/30/2026 | 1/23/2023 1/24/2023 | \$300,000.00 | \$286,816.41 | \$286,816.41 | 3.82% | 2.167 2.059 | \$95.45 \$286,335.00 | (\$481.41) | 1.62% | Aaa AA+ |
| 9128286X3 | UST 2.125% 05/31/2026 | 1/20/2023 1/23/2023 | \$300,000.00 | \$284,753.91 | \$284,753.91 | 3.75% | 2.252 2.149 | \$94.79 \$284,379.00 | (\$374.91) | 1.61% | Aaa AA+ |
| 9128287B0 | UST 1.875% 06/30/2026 | 1/23/2023 1/24/2023 | \$375,000.00 | \$352,280.27 | \$352,280.27 | 3.77% | 2.334 2.235 | \$94.17 \$353,130.00 | \$849.73 | 2.00% | Aaa AA+ |
| 912828Y95 | UST 1.875% 07/31/2026 | 1/30/2023 1/31/2023 | \$285,000.00 | \$266,831.25 | \$266,831.25 | 3.84% | 2.419 2.318 | \$93.96 \$267,777.45 | \$946.20 | 1.51% | Aaa AA+ |

POSITION STATEMENT

As of February 29, 2024



| CUSIP | Security Description | Trade Date/ Settlement Date | Par Value | Principal Cost/ Purchased Interest | Total Cost | Yield at Cost | Maturity/ Duration | Market Price/ Market Value | Unrealized Gain/ (Loss) | % of Assets | Moody's/ S&P Rating |
|---------------------------|---|--------------------------------|-----------------------|--|-----------------------|---------------|-----------------------|-------------------------------|----------------------------|---------------|------------------------|
| 9128283F5 | UST 2.250% 11/15/2027 | 1/20/2023 1/23/2023 | \$300,000.00 | \$282,398.44 | \$282,398.44 | 3.59% | 3.712 3.472 | \$92.80 \$278,403.00 | (\$3,995.44) | 1.57% | Aaa AA+ |
| SubTotal | | | \$3,275,000.00 | \$3,128,593.37 \$997.25 | \$3,129,590.62 | 4.04% | | \$3,140,230.55 | \$11,637.18 | 17.75% | |
| U.S. Treasury Note | | | | | | | | | | | |
| 912828XT2 | UNITED STATES TREASURY 2.00% 05/31/2024 | 6/29/2023 6/30/2023 | \$470,000.00 | \$455,496.09 | \$455,496.09 | 5.49% | 0.252 0.248 | \$99.16 \$466,052.00 | \$10,555.91 | 2.63% | Aaa AA+ |
| 91282CFQ9 | UST 4.375% 10/31/2024 | 1/24/2023 1/25/2023 | \$325,000.00 | \$325,304.68 | \$325,304.68 | 4.32% | 0.671 0.645 | \$99.44 \$323,173.50 | (\$2,131.18) | 1.83% | Aaa AA+ |
| 91282CED9 | UST 1.750% 03/15/2025 | 1/30/2023 1/31/2023 | \$200,000.00 | \$190,171.88 | \$190,171.88 | 4.20% | 1.041 1.004 | \$96.69 \$193,382.00 | \$3,210.12 | 1.09% | Aaa AA+ |
| 91282CED9 | UST 1.750% 03/15/2025 | 12/28/2023 12/29/2023 | \$85,000.00 | \$82,091.40 \$429.08 | \$82,520.48 | 4.69% | 1.041 1.004 | \$96.69 \$82,187.35 | \$95.95 | 0.46% | Aaa AA+ |
| 91282CEU1 | UST 2.875% 06/15/2025 | 1/26/2024 1/30/2024 | \$325,000.00 | \$317,700.20 \$1,174.35 | \$318,874.55 | 4.58% | 1.293 1.242 | \$97.47 \$316,774.25 | (\$925.95) | 1.79% | Aaa AA+ |
| 91282CFE6 | UST 3.125% 08/15/2025 | 1/20/2023 1/23/2023 | \$325,000.00 | \$318,525.39 | \$318,525.39 | 3.95% | 1.460 1.404 | \$97.62 \$317,255.25 | (\$1,270.14) | 1.79% | Aaa AA+ |
| 91282CFK2 | UST 3.500% 09/15/2025 | 1/20/2023 1/23/2023 | \$300,000.00 | \$296,882.81 | \$296,882.81 | 3.92% | 1.545 1.459 | \$98.06 \$294,177.00 | (\$2,705.81) | 1.66% | Aaa AA+ |
| 9128285C0 | UST 3.000% 09/30/2025 | 1/20/2023 1/23/2023 | \$300,000.00 | \$293,074.22 | \$293,074.22 | 3.91% | 1.586 1.506 | \$97.27 \$291,810.00 | (\$1,264.22) | 1.65% | Aaa AA+ |
| 912828YQ7 | UST 1.625% 10/31/2026 | 1/23/2023 1/24/2023 | \$375,000.00 | \$347,153.31 | \$347,153.31 | 3.76% | 2.671 2.549 | \$92.85 \$348,195.00 | \$1,041.69 | 1.97% | Aaa AA+ |
| 912828U24 | UST 2.000% 11/15/2026 | 1/20/2023 1/23/2023 | \$300,000.00 | \$282,128.91 | \$282,128.91 | 3.69% | 2.712 2.576 | \$93.73 \$281,193.00 | (\$935.91) | 1.59% | Aaa AA+ |
| 91282CEN7 | UST 2.750% 04/30/2027 | 1/20/2023 1/23/2023 | \$350,000.00 | \$337,791.01 | \$337,791.01 | 3.64% | 3.167 2.955 | \$95.11 \$332,871.00 | (\$4,920.01) | 1.88% | Aaa AA+ |
| 912828X88 | UST 2.375% 05/15/2027 | 1/20/2023 1/23/2023 | \$350,000.00 | \$332,527.34 | \$332,527.34 | 3.64% | 3.208 3.013 | \$93.93 \$328,741.00 | (\$3,786.34) | 1.86% | Aaa AA+ |
| 91282CET4 | UST 2.625% 05/31/2027 | 1/20/2023 1/23/2023 | \$450,000.00 | \$432,000.00 | \$432,000.00 | 3.63% | 3.252 3.044 | \$94.62 \$425,794.50 | (\$6,205.50) | 2.41% | Aaa AA+ |
| 91282CEW7 | UST 3.250% 06/30/2027 | 1/20/2023 1/23/2023 | \$300,000.00 | \$295,417.97 | \$295,417.97 | 3.63% | 3.334 3.096 | \$96.48 \$289,431.00 | (\$5,986.97) | 1.64% | Aaa AA+ |

POSITION STATEMENT

As of February 29, 2024



| CUSIP | Security Description | Trade Date/ Settlement Date | Par Value | Principal Cost/ Purchased Interest | Total Cost | Yield at Cost | Maturity/ Duration | Market Price/ Market Value | Unrealized Gain/ (Loss) | % of Assets | Moody's/ S&P Rating |
|--------------------|--------------------------|--------------------------------|------------------------|---|------------------------|---------------|-----------------------|-------------------------------|----------------------------|----------------|------------------------|
| 91282CFB2 | UST 2.750% 07/31/2027 | 1/20/2023 1/23/2023 | \$400,000.00 | \$385,796.87 | \$385,796.87 | 3.61% | 3.419 3.202 | \$94.81 \$379,236.00 | (\$6,560.87) | 2.14% | Aaa AA+ |
| 9128282R0 | UST 2.250% 08/15/2027 | 1/20/2023 1/23/2023 | \$300,000.00 | \$283,136.72 | \$283,136.72 | 3.60% | 3.460 3.265 | \$93.18 \$279,528.00 | (\$3,608.72) | 1.58% | Aaa AA+ |
| 91282CFH9 | UST 3.125% 08/31/2027 | 1/20/2023 1/23/2023 | \$300,000.00 | \$294,117.19 | \$294,117.19 | 3.59% | 3.504 3.215 | \$95.91 \$287,718.00 | (\$6,399.19) | 1.63% | Aaa AA+ |
| SubTotal | | | \$5,455,000.00 | \$5,269,315.99 \$1,603.43 | \$5,270,919.42 | 3.99% | | \$5,237,518.85 | (\$31,797.14) | 29.60% | |
| Grand Total | | | \$18,304,331.76 | \$17,690,188.99 \$3,247.09 | \$17,693,436.08 | 4.24% | | \$17,694,637.57 | \$4,448.58 | 100.00% | |

TRANSACTION STATEMENT

As of February 29, 2024



| Transaction Type | Trade Date | Settlement Date | CUSIP | Security Description | Par Value | Principal Cost | Total Proceeds | Realized Gain/Loss |
|------------------|------------|-----------------|-----------|---|-------------------|-------------------|-------------------|--------------------|
| Maturity | | | | | | | | |
| Maturity | 2/15/2024 | 2/15/2024 | 3130AUPN8 | FHLB 4.850% 02/15/2024 | 270,000.00 | 270,164.43 | 270,000.00 | (164.43) |
| Maturity | 2/29/2024 | 2/29/2024 | 48133PDZ3 | JPMorgan Chase Financial Company LLC 5.000% 02/29/2024 | 325,000.00 | 325,000.00 | 325,000.00 | 0.00 |
| Total | | | | | 595,000.00 | 595,164.43 | 595,000.00 | (164.43) |

TRANSACTION STATEMENT

As of February 29, 2024



| Transaction Type | Payment Date | Settlement Date | CUSIP | Security Description | Interest Received |
|---------------------------|--------------|-----------------|-----------|---|-------------------|
| Interest/Dividends | | | | | |
| Interest/Dividends | 2/1/2024 | 2/1/2024 | 31846V567 | First American Funds, Inc. | 1,170.29 |
| Interest/Dividends | 2/2/2024 | 2/2/2024 | 3133EN7J3 | FFCB 3.875% 02/02/2026 | 8,718.75 |
| Interest/Dividends | 2/12/2024 | 2/12/2024 | 14913R2Z9 | Caterpillar Financial Services Corporation 3.650% 08/12/2025 | 8,212.50 |
| Interest/Dividends | 2/15/2024 | 2/15/2024 | 912828D56 | UST 2.375% 08/15/2024 | 3,146.88 |
| Interest/Dividends | 2/15/2024 | 2/15/2024 | 912828J27 | UST 2.000% 02/15/2025 | 2,000.00 |
| Interest/Dividends | 2/15/2024 | 2/15/2024 | 91282CFE6 | UST 3.125% 08/15/2025 | 5,078.13 |
| Interest/Dividends | 2/15/2024 | 2/15/2024 | 9128282R0 | UST 2.250% 08/15/2027 | 3,375.00 |
| Interest/Dividends | 2/15/2024 | 2/15/2024 | 3130AUPN8 | FHLB 4.850% 02/15/2024 | 6,547.50 |
| Interest/Dividends | 2/26/2024 | 2/26/2024 | 3130ANQB9 | FHLB 0.850% 08/26/2026 | 828.75 |
| Interest/Dividends | 2/26/2024 | 2/26/2024 | 3130AXFB9 | FHLB 5.500% 08/26/2024 | 4,369.44 |
| Interest/Dividends | 2/26/2024 | 2/26/2024 | 3133ENPY0 | FFCB 1.75% 02/25/2025 | 743.75 |
| Interest/Dividends | 2/26/2024 | 2/26/2024 | 3130AQRH8 | FHLB 2.000% 02/25/2027 | 5,750.00 |
| Interest/Dividends | 2/29/2024 | 2/29/2024 | 9128286F2 | UST 2.500% 02/28/2026 | 3,750.00 |
| Interest/Dividends | 2/29/2024 | 2/29/2024 | 91282CFH9 | UST 3.125% 08/31/2027 | 4,687.50 |
| Interest/Dividends | 2/29/2024 | 2/29/2024 | 48133PDZ3 | JPMorgan Chase Financial Company LLC 5.000% 02/29/2024 | 1,309.03 |
| Total | | | | | 59,687.52 |

TRANSACTION STATEMENT

As of February 29, 2024



| Transaction Type | Trade Date | Settlement Date | Transaction Description | Amount |
|-----------------------|------------|-----------------|-------------------------|---------------------|
| Custodian Fee | | | | |
| Custodian Fee | 2/23/2024 | 2/23/2024 | Cash Out | (151.32) |
| Total | | | | (151.32) |
| Management Fee | | | | |
| Management Fee | 2/12/2024 | 2/12/2024 | Cash Out | (1,264.90) |
| Total | | | | (1,264.90) |
| Withdrawal | | | | |
| Withdrawal | 2/20/2024 | 2/20/2024 | Cash Out | (383,000.00) |
| Total | | | | (383,000.00) |

STATEMENT DISCLOSURE

As of February 29, 2024



Meeder provides monthly statements for its investment management clients to provide information about the investment portfolio. The information should not be used for audit or confirmation purposes. Please review your custodial statements and report any inaccuracies or discrepancies.

Certain information and data has been supplied by unaffiliated third parties. Although Meeder believes the information is reliable, it cannot warrant the accuracy of information offered by third parties. Market value may reflect prices received from pricing vendors when current market quotations are not available. Prices may not reflect firm bids or offers and may differ from the value at which the security can be sold.

Statements may include positions from unmanaged accounts provided for reporting purposes. Unmanaged accounts are managed directly by the client and are not included in the accounts managed by the investment adviser. This information is provided as a client convenience and the investment adviser assumes no responsibility for performance of these accounts or the accuracy of the data reported.

Investing involves risk. Past performance is no guarantee of future results. Debt and fixed income securities are subject to credit and interest rate risk. The investment return and principal value of an investment will fluctuate so that an investors shares, when redeemed, may be worth more or less than their original cost. Current performance may be lower or higher than the performance data quoted.

Meeder Investment Management is the global brand for the Meeder group of affiliated companies. Investment advisory services are provided through Meeder Public Funds, Inc. Please contact us if you would like to receive a copy of our current ADV disclosure brochure or privacy policy.



M E E D E R
PUBLIC FUNDS



Champaign County Combined Highway

Monthly Investment Report
February 29, 2024

Your Investment Representative:

Scott Gruber

(614) 923-1152

sgruber@meederinvestment.com

For questions about your account please contact your investment representative or contact publicfundsoperations@meederinvestment.com

Dublin, Ohio | Lansing, Michigan | Long Beach, California | Austin, Texas | 866-633-3371 | www.meederpublicfunds.com

PORTFOLIO SUMMARY

As of February 29, 2024



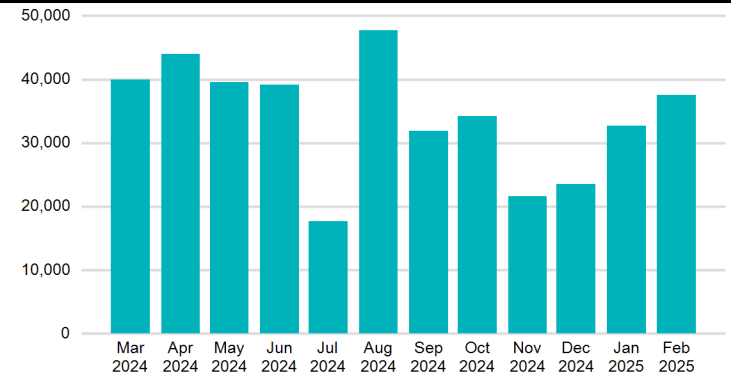
MONTHLY RECONCILIATION

| | |
|-----------------------------|----------------------|
| Beginning Book Value | 14,481,497.19 |
| Contributions | |
| Withdrawals | (907,500.00) |
| Prior Month Management Fees | (1,017.00) |
| Prior Month Custodian Fees | (121.51) |
| Realized Gains/Losses | (194.88) |
| Gross Interest Earnings | 50,620.14 |
| Ending Book Value | 13,623,283.94 |

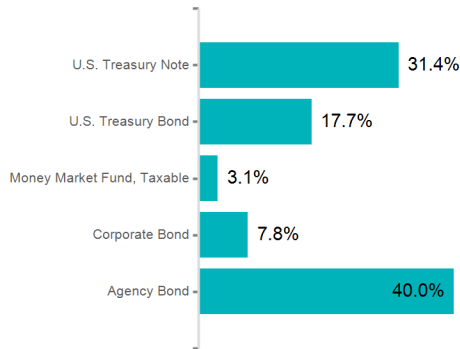
PORTFOLIO CHARACTERISTICS

| | |
|------------------------------|----------|
| Portfolio Yield to Maturity | 4.11% |
| Portfolio Effective Duration | 1.86 yrs |
| Weighted Average Maturity | 1.98 yrs |

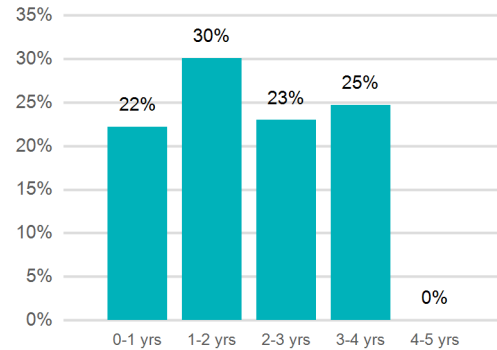
PROJECTED MONTHLY INCOME SCHEDULE



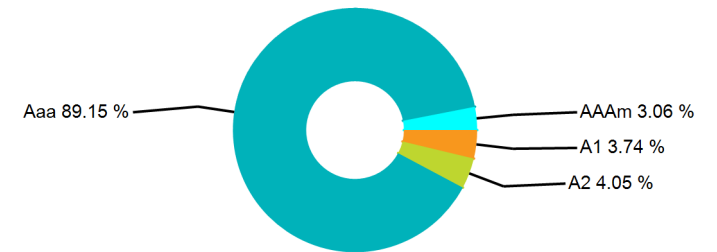
SECTOR ALLOCATION



MATURITY DISTRIBUTION



CREDIT QUALITY



Champaign County Combined Highway

PROJECTED INCOME SCHEDULE

As of February 29, 2024



| CUSIP | SECURITY DESCRIPTION | Mar 2024 | Apr 2024 | May 2024 | Jun 2024 | Jul 2024 | Aug 2024 | Sep 2024 | Oct 2024 | Nov 2024 | Dec 2024 | Jan 2025 | Feb 2025 |
|-----------|--|----------|----------|----------|----------|----------|----------|----------|----------|----------|----------|----------|----------|
| 14913R2Z9 | Caterpillar Financial Services Corporation 3.650% 08/12/2025 | | | | | | 5,749 | | | | | | 5,749 |
| 24422EWJ4 | John Deere Capital Corporation 4.050% 09/08/2025 | 5,569 | | | | | | 5,569 | | | | | |
| 3130AB3H7 | FHLB 2.375% 03/08/2024 | 9,221 | | | | | | | | | | | |
| 3130ALVL5 | FHLB 0.910% 12/30/2025 | 1,433 | | | | | | 1,433 | | | | | |
| 3130ANQB9 | FHLB 0.850% 08/26/2026 | | | | | | 744 | | | | | | 1,313 |
| 3130ANX39 | FHLBANKS 0.50% 09/30/2026 | 438 | | | | | | 438 | | | | | |
| 3130ANYR5 | FHLB 0.950% 09/30/2026 | 238 | | | | | | 238 | | | | | |
| 3130APGQ2 | FHLB 0.875% 10/21/2025 | | 1,553 | | | | | | 1,553 | | | | |
| 3130AQRH8 | FHLB 2.000% 02/25/2027 | | | | | | 4,050 | | | | | | 4,050 |
| 3130AQZL0 | FHLB 2.200% 03/04/2027 | 3,630 | | | | | | 3,630 | | | | | |
| 3130ARMW8 | FHLB 2.850% 04/28/2025 | | 5,914 | | | | | | 5,914 | | | | |
| 3130ATUC9 | FHLB 4.500% 12/12/2025 | | | | 5,063 | | | | | | 5,063 | | |
| 3130ATUR6 | FHLB 4.625% 12/13/2024 | | | | 5,203 | | | | | | 4,175 | | |
| 3130ATVE4 | FHLB 4.500% 12/11/2026 | | | | 4,500 | | | | | | 4,500 | | |
| 3133EMNF5 | FFCB 0.375% 01/15/2025 | | | | | 98 | | | | | | 3,949 | |
| 3133EMUP5 | FFCB 0.710% 04/01/2025 | | 1,331 | | | | | | 1,331 | | | | |
| 3133EN5N6 | FFCB 4.000% 01/06/2028 | | | | | 6,300 | | | | | | 6,300 | |
| 3133EN6N5 | FFCB 4.250% 11/20/2024 | | | 4,781 | | | | | | 5,142 | | | |
| 3133EN6V7 | FFCB 3.625% 04/26/2027 | | 6,797 | | | | | | 6,797 | | | | |
| 3133EN7A2 | FFCB 3.625% 10/26/2026 | | 5,438 | | | | | | 5,438 | | | | |
| 3133EN7J3 | FFCB 3.875% 02/02/2026 | | | | | | 6,103 | | | | | | 6,103 |
| 3133ENMH0 | FFCB 1.600% 01/27/2026 | | | | | 1,480 | | | | | | 1,480 | |
| 3134GXJJ4 | FMCC 0.320% 06/28/2024 | | | | 14,551 | | | | | | | | |

Champaign County Combined Highway

PROJECTED INCOME SCHEDULE

As of February 29, 2024



| CUSIP | SECURITY DESCRIPTION | Mar 2024 | Apr 2024 | May 2024 | Jun 2024 | Jul 2024 | Aug 2024 | Sep 2024 | Oct 2024 | Nov 2024 | Dec 2024 | Jan 2025 | Feb 2025 |
|-----------|---|----------|----------|----------|----------|----------|----------|----------|----------|----------|----------|----------|----------|
| 742651DW9 | PEFCO 3.250% 06/15/2025 | | | | 2,763 | | | | | | 2,763 | | |
| 89236TKG9 | Toyota Motor Credit Corporation 4.400% 09/20/2024 | 5,280 | | | | | | 6,473 | | | | | |
| 90331HPL1 | U.S. Bank National Association 2.050% 01/21/2025 | | | | | 2,563 | | | | | | 13,668 | |
| 9128282R0 | UST 2.250% 08/15/2027 | | | | | | 4,500 | | | | | | 4,500 |
| 9128283F5 | UST 2.250% 11/15/2027 | | | 3,375 | | | | | | 3,375 | | | |
| 9128285C0 | UST 3.000% 09/30/2025 | 4,500 | | | | | | 4,500 | | | | | |
| 9128286F2 | UST 2.500% 02/28/2026 | | | | | | 4,063 | | | | | | 4,063 |
| 9128286L9 | UST 2.250% 03/31/2026 | 3,656 | | | | | | 3,656 | | | | | |
| 9128286S4 | UST 2.375% 04/30/2026 | | 2,969 | | | | | | 2,969 | | | | |
| 9128286X3 | UST 2.125% 05/31/2026 | | | 2,656 | | | | | | 2,656 | | | |
| 9128287B0 | UST 1.875% 06/30/2026 | | | | 2,344 | | | | | | 2,344 | | |
| 912828D56 | UST 2.375% 08/15/2024 | | | | | | 10,693 | | | | | | |
| 912828U24 | UST 2.000% 11/15/2026 | | | 3,500 | | | | | | 3,500 | | | |
| 912828X88 | UST 2.375% 05/15/2027 | | | 2,969 | | | | | | 2,969 | | | |
| 912828XT2 | UNITED STATES TREASURY 2.00% 05/31/2024 | | | 18,387 | | | | | | | | | |
| 912828Y95 | UST 1.875% 07/31/2026 | | | | | 3,141 | | | | | | 3,141 | |
| 912828YQ7 | UST 1.625% 10/31/2026 | | 2,031 | | | | | | 2,031 | | | | |
| 91282CEK3 | UST 2.500% 04/30/2024 | | 9,561 | | | | | | | | | | |
| 91282CEN7 | UST 2.750% 04/30/2027 | | 3,438 | | | | | | 3,438 | | | | |
| 91282CET4 | UST 2.625% 05/31/2027 | | | 3,938 | | | | | | 3,938 | | | |
| 91282CEW7 | UST 3.250% 06/30/2027 | | | | 4,713 | | | | | | 4,713 | | |
| 91282CFB2 | UST 2.750% 07/31/2027 | | | | | 4,125 | | | | | | 4,125 | |
| 91282CFE6 | UST 3.125% 08/15/2025 | | | | | | 5,078 | | | | | | 5,078 |

Champaign County Combined Highway

PROJECTED INCOME SCHEDULE

As of February 29, 2024



| CUSIP | SECURITY DESCRIPTION | Mar 2024 | Apr 2024 | May 2024 | Jun 2024 | Jul 2024 | Aug 2024 | Sep 2024 | Oct 2024 | Nov 2024 | Dec 2024 | Jan 2025 | Feb 2025 |
|--------------|-----------------------|---------------|---------------|---------------|---------------|---------------|---------------|---------------|---------------|---------------|---------------|---------------|---------------|
| 91282CFH9 | UST 3.125% 08/31/2027 | | | | | | 6,719 | | | | | | 6,719 |
| 91282CFK2 | UST 3.500% 09/15/2025 | 5,950 | | | | | | 5,950 | | | | | |
| 91282CFQ9 | UST 4.375% 10/31/2024 | | 4,922 | | | | | | 4,711 | | | | |
| TOTAL | | 39,915 | 43,953 | 39,605 | 39,136 | 17,706 | 47,698 | 31,886 | 34,181 | 21,580 | 23,556 | 32,662 | 37,574 |

Champaign County Combined Highway

POSITION STATEMENT

As of February 29, 2024



| CUSIP | Security Description | Trade Date/ Settlement Date | Par Value | Principal Cost/ Purchased Interest | Total Cost | Yield at Cost | Maturity/ Duration | Market Price/ Market Value | Unrealized Gain/ (Loss) | % of Assets | Moody's/ S&P Rating |
|----------------------------------|-------------------------------|-----------------------------------|---------------------|--|---------------------|------------------|-----------------------|-------------------------------|----------------------------|----------------|---------------------------|
| Cash and Cash Equivalents | | | | | | | | | | | |
| 31846V567 | First American Funds, Inc. | 2/29/2024 2/29/2024 | \$417,149.54 | \$417,149.54 | \$417,149.54 | 5.19% | 0.003 0.003 | \$1.00 \$417,149.54 | \$0.00 | 3.06% | AAAm |
| SubTotal | | | \$417,149.54 | \$417,149.54 | \$417,149.54 | 5.19% | | \$417,149.54 | \$0.00 | 3.06% | |
| Agency Bond | | | | | | | | | | | |
| 3130AB3H7 | FHLB 2.375% 03/08/2024 | 1/30/2023 1/31/2023 | \$240,000.00 | \$233,628.72 | \$233,628.72 | 4.87% | 0.022 0.024 | \$99.94 \$239,863.20 | \$6,234.48 | 1.76% | Aaa AA+ |
| 3134GXJJ4 | FMCC 0.320% 06/28/2024 | 1/30/2023 1/31/2023 | \$235,000.00 | \$220,824.80 | \$220,824.80 | 4.80% | 0.329 0.322 | \$98.32 \$231,061.40 | \$10,236.60 | 1.70% | Aaa AA+ |
| 3133EN6N5 | FFCB 4.250% 11/20/2024 | 1/25/2023 1/26/2023 | \$225,000.00 | \$224,639.10 | \$224,639.10 | 4.35% | 0.726 0.700 | \$99.36 \$223,566.75 | (\$1,072.35) | 1.64% | Aaa AA+ |
| 3130ATUR6 | FHLB 4.625% 12/13/2024 | 1/25/2023 1/26/2023 | \$225,000.00 | \$226,028.18 | \$226,028.18 | 4.36% | 0.789 0.759 | \$99.45 \$223,767.00 | (\$2,261.18) | 1.64% | Aaa AA+ |
| 3133EMNF5 | FFCB 0.375% 01/15/2025 | 1/25/2023 1/26/2023 | \$52,000.00 | \$48,148.88 | \$48,148.88 | 4.37% | 0.879 0.858 | \$95.99 \$49,912.72 | \$1,763.84 | 0.37% | Aaa AA+ |
| 3133EMUP5 | FFCB 0.710% 04/01/2025 | 1/23/2023 1/24/2023 | \$375,000.00 | \$346,312.50 | \$346,312.50 | 4.42% | 1.088 1.058 | \$95.73 \$358,983.75 | \$12,671.25 | 2.63% | Aaa AA+ |
| 3130ARMW8 | FHLB 2.850% 04/28/2025 | 1/30/2023 1/31/2023 | \$415,000.00 | \$400,802.85 | \$400,802.85 | 4.47% | 1.162 1.114 | \$97.66 \$405,276.55 | \$4,473.70 | 2.97% | Aaa AA+ |
| 742651DW9 | PEFCO 3.250% 06/15/2025 | 1/20/2023 1/23/2023 | \$170,000.00 | \$165,875.80 | \$165,875.80 | 4.33% | 1.293 1.239 | \$97.87 \$166,380.70 | \$504.90 | 1.22% | Aaa AA+ |
| 3130APGQ2 | FHLB 0.875% 10/21/2025 | 1/30/2023 1/31/2023 | \$355,000.00 | \$323,852.30 | \$323,852.30 | 4.33% | 1.644 1.591 | \$93.74 \$332,769.90 | \$8,917.60 | 2.44% | Aaa AA+ |
| 3130ATUC9 | FHLB 4.500% 12/12/2025 | 1/24/2023 1/25/2023 | \$225,000.00 | \$228,249.00 | \$228,249.00 | 3.96% | 1.786 1.681 | \$99.56 \$224,019.00 | (\$4,230.00) | 1.64% | Aaa AA+ |
| 3130ALVL5 | FHLB 0.910% 12/30/2025 | 1/23/2023 1/24/2023 | \$315,000.00 | \$286,473.60 | \$286,473.60 | 4.22% | 1.836 1.773 | \$93.07 \$293,179.95 | \$6,706.35 | 2.15% | Aaa AA+ |
| 3133ENMH0 | FFCB 1.600% 01/27/2026 | 1/23/2023 1/24/2023 | \$185,000.00 | \$171,051.00 | \$171,051.00 | 4.30% | 1.912 1.843 | \$94.25 \$174,356.95 | \$3,305.95 | 1.28% | Aaa AA+ |
| 3133EN7J3 | FFCB 3.875% 02/02/2026 | 1/24/2023 2/2/2023 | \$315,000.00 | \$314,098.47 | \$314,098.47 | 3.98% | 1.929 1.828 | \$98.47 \$310,183.65 | (\$3,914.82) | 2.28% | Aaa AA+ |
| 3130ANQB9 | FHLB 0.850% 08/26/2026 | 1/30/2023 1/31/2023 | \$175,000.00 | \$158,142.25 | \$158,142.25 | 4.26% | 2.490 2.381 | \$92.70 \$162,228.50 | \$4,086.25 | 1.19% | Aaa AA+ |

Champaign County Combined Highway

POSITION STATEMENT

As of February 29, 2024



| CUSIP | Security Description | Trade Date/ Settlement Date | Par Value | Principal Cost/ Purchased Interest | Total Cost | Yield at Cost | Maturity/ Duration | Market Price/ Market Value | Unrealized Gain/ (Loss) | % of Assets | Moody's/ S&P Rating |
|-----------------|------------------------------|--------------------------------|-----------------------|---------------------------------------|-----------------------|---------------|-----------------------|-------------------------------|----------------------------|---------------|------------------------|
| 3130ANX39 | FHLBANKS 0.50% 09/30/2026 | 1/30/2023 1/31/2023 | \$175,000.00 | \$157,006.50 | \$157,006.50 | 4.24% | 2.586 2.475 | \$91.72 \$160,508.25 | \$3,501.75 | 1.18% | Aaa AA+ |
| 3130ANYR5 | FHLB 0.950% 09/30/2026 | 1/30/2023 1/31/2023 | \$50,000.00 | \$44,336.50 | \$44,336.50 | 4.14% | 2.586 2.464 | \$90.80 \$45,397.50 | \$1,061.00 | 0.33% | Aaa AA+ |
| 3133EN7A2 | FFCB 3.625% 10/26/2026 | 1/20/2023 1/26/2023 | \$300,000.00 | \$298,398.00 | \$298,398.00 | 3.78% | 2.658 2.469 | \$97.73 \$293,193.00 | (\$5,205.00) | 2.15% | Aaa AA+ |
| 3130ATVE4 | FHLB 4.500% 12/11/2026 | 1/30/2023 1/31/2023 | \$200,000.00 | \$204,232.00 | \$204,232.00 | 3.90% | 2.784 2.563 | \$99.77 \$199,538.00 | (\$4,694.00) | 1.46% | Aaa AA+ |
| 3130AQRH8 | FHLB 2.000% 02/25/2027 | 1/25/2023 1/26/2023 | \$405,000.00 | \$374,552.10 | \$374,552.10 | 4.02% | 2.992 2.681 | \$92.50 \$374,612.85 | \$60.75 | 2.75% | Aaa AA+ |
| 3130AQZL0 | FHLB 2.200% 03/04/2027 | 1/30/2023 1/31/2023 | \$330,000.00 | \$306,367.05 | \$306,367.05 | 4.12% | 3.011 2.627 | \$93.03 \$307,002.30 | \$635.25 | 2.25% | Aaa AA+ |
| 3133EN6V7 | FFCB 3.625% 04/26/2027 | 1/20/2023 1/26/2023 | \$375,000.00 | \$373,800.00 | \$373,800.00 | 3.71% | 3.156 2.904 | \$97.53 \$365,726.25 | (\$8,073.75) | 2.68% | Aaa AA+ |
| 3133EN5N6 | FFCB 4.000% 01/06/2028 | 1/26/2023 1/30/2023 | \$315,000.00 | \$320,060.79 | \$320,060.79 | 3.64% | 3.855 3.507 | \$98.52 \$310,334.85 | (\$9,725.94) | 2.28% | Aaa AA+ |
| SubTotal | | | \$5,657,000.00 | \$5,426,880.39 | \$5,426,880.39 | 4.18% | | \$5,451,863.02 | \$24,982.63 | 40.01% | |

Corporate Bond

| | | | | | | | | | | | |
|-----------------|---|-----------------------|-----------------------|-----------------------|-----------------------|--------------|----------------|-------------------------|-------------------|--------------|----------|
| 89236TKG9 | Toyota Motor Credit Corporation 4.400% 09/20/2024 | 1/30/2023 2/1/2023 | \$240,000.00 | \$238,807.20 | \$238,807.20 | 4.72% | 0.559 0.535 | \$99.40 \$238,569.60 | (\$237.60) | 1.75% | A1 A+ |
| 90331HPL1 | U.S. Bank National Association 2.050% 01/21/2025 | 1/30/2023 2/1/2023 | \$250,000.00 | \$238,895.00 | \$238,895.00 | 4.43% | 0.896 0.869 | \$97.12 \$242,787.50 | \$3,892.50 | 1.78% | A2 A+ |
| 14913R2Z9 | Caterpillar Financial Services Corporation 3.650% 08/12/2025 | 1/30/2023 2/1/2023 | \$315,000.00 | \$308,700.00 | \$308,700.00 | 4.49% | 1.452 1.390 | \$97.96 \$308,586.60 | (\$113.40) | 2.26% | A2 A |
| 24422EWJ4 | John Deere Capital Corporation 4.050% 09/08/2025 | 1/30/2023 2/1/2023 | \$275,000.00 | \$272,327.00 | \$272,327.00 | 4.45% | 1.526 1.432 | \$98.61 \$271,163.75 | (\$1,163.25) | 1.99% | A1 A |
| SubTotal | | | \$1,080,000.00 | \$1,058,729.20 | \$1,058,729.20 | 4.52% | | \$1,061,107.45 | \$2,378.25 | 7.79% | |

U.S. Treasury Bond

| | | | | | | | | | | | |
|-----------|--------------------------|------------------------|--------------|--------------|--------------|-------|----------------|-------------------------|------------|-------|------------|
| 91282CEK3 | UST 2.500% 04/30/2024 | 1/30/2023 1/31/2023 | \$245,000.00 | \$238,501.76 | \$238,501.76 | 4.71% | 0.167 0.165 | \$99.52 \$243,824.00 | \$5,322.24 | 1.79% | Aaa AA+ |
|-----------|--------------------------|------------------------|--------------|--------------|--------------|-------|----------------|-------------------------|------------|-------|------------|

Champaign County Combined Highway

POSITION STATEMENT

As of February 29, 2024



| CUSIP | Security Description | Trade Date/ Settlement Date | Par Value | Principal Cost/ Purchased Interest | Total Cost | Yield at Cost | Maturity/ Duration | Market Price/ Market Value | Unrealized Gain/ (Loss) | % of Assets | Moody's/ S&P Rating |
|-----------------|--------------------------|--------------------------------|-----------------------|---------------------------------------|-----------------------|---------------|-----------------------|-------------------------------|----------------------------|---------------|------------------------|
| 912828D56 | UST 2.375% 08/15/2024 | 1/24/2023 1/25/2023 | \$250,000.00 | \$242,275.39 | \$242,275.39 | 4.45% | 0.460 0.450 | \$98.68 \$246,690.00 | \$4,414.61 | 1.81% | Aaa AA+ |
| 9128286F2 | UST 2.500% 02/28/2026 | 1/23/2023 1/24/2023 | \$325,000.00 | \$312,012.70 | \$312,012.70 | 3.88% | 2.000 1.893 | \$95.94 \$311,798.50 | (\$214.20) | 2.29% | Aaa AA+ |
| 9128286L9 | UST 2.250% 03/31/2026 | 1/23/2023 1/24/2023 | \$325,000.00 | \$309,752.93 | \$309,752.93 | 3.83% | 2.085 1.982 | \$95.32 \$309,803.00 | \$50.07 | 2.27% | Aaa AA+ |
| 9128286S4 | UST 2.375% 04/30/2026 | 1/23/2023 1/24/2023 | \$250,000.00 | \$239,013.67 | \$239,013.67 | 3.82% | 2.167 2.059 | \$95.45 \$238,612.50 | (\$401.17) | 1.75% | Aaa AA+ |
| 9128286X3 | UST 2.125% 05/31/2026 | 1/20/2023 1/23/2023 | \$250,000.00 | \$237,294.92 | \$237,294.92 | 3.75% | 2.252 2.149 | \$94.79 \$236,982.50 | (\$312.42) | 1.74% | Aaa AA+ |
| 9128287B0 | UST 1.875% 06/30/2026 | 1/23/2023 1/24/2023 | \$250,000.00 | \$234,853.52 | \$234,853.52 | 3.77% | 2.334 2.235 | \$94.17 \$235,420.00 | \$566.48 | 1.73% | Aaa AA+ |
| 912828Y95 | UST 1.875% 07/31/2026 | 1/30/2023 1/31/2023 | \$335,000.00 | \$313,643.75 | \$313,643.75 | 3.84% | 2.419 2.318 | \$93.96 \$314,755.95 | \$1,112.20 | 2.31% | Aaa AA+ |
| 9128283F5 | UST 2.250% 11/15/2027 | 1/20/2023 1/23/2023 | \$300,000.00 | \$282,398.44 | \$282,398.44 | 3.59% | 3.712 3.472 | \$92.80 \$278,403.00 | (\$3,995.44) | 2.04% | Aaa AA+ |
| SubTotal | | | \$2,530,000.00 | \$2,409,747.08 | \$2,409,747.08 | 3.94% | | \$2,416,289.45 | \$6,542.37 | 17.73% | |

U.S. Treasury Note

| | | | | | | | | | | | |
|-----------|---|------------------------|--------------|--------------|--------------|-------|----------------|-------------------------|--------------|-------|------------|
| 912828XT2 | UNITED STATES TREASURY 2.00% 05/31/2024 | 6/29/2023 6/30/2023 | \$450,000.00 | \$436,113.28 | \$436,113.28 | 5.49% | 0.252 0.248 | \$99.16 \$446,220.00 | \$10,106.72 | 3.28% | Aaa AA+ |
| 91282CFQ9 | UST 4.375% 10/31/2024 | 1/24/2023 1/25/2023 | \$225,000.00 | \$225,210.94 | \$225,210.94 | 4.32% | 0.671 0.645 | \$99.44 \$223,735.50 | (\$1,475.44) | 1.64% | Aaa AA+ |
| 91282CFE6 | UST 3.125% 08/15/2025 | 1/20/2023 1/23/2023 | \$325,000.00 | \$318,525.39 | \$318,525.39 | 3.95% | 1.460 1.404 | \$97.62 \$317,255.25 | (\$1,270.14) | 2.33% | Aaa AA+ |
| 91282CFK2 | UST 3.500% 09/15/2025 | 1/20/2023 1/23/2023 | \$340,000.00 | \$336,467.19 | \$336,467.19 | 3.92% | 1.545 1.459 | \$98.06 \$333,400.60 | (\$3,066.59) | 2.45% | Aaa AA+ |
| 9128285C0 | UST 3.000% 09/30/2025 | 1/20/2023 1/23/2023 | \$300,000.00 | \$293,074.22 | \$293,074.22 | 3.91% | 1.586 1.506 | \$97.27 \$291,810.00 | (\$1,264.22) | 2.14% | Aaa AA+ |
| 912828YQ7 | UST 1.625% 10/31/2026 | 1/23/2023 1/24/2023 | \$250,000.00 | \$231,435.55 | \$231,435.55 | 3.76% | 2.671 2.549 | \$92.85 \$232,130.00 | \$694.45 | 1.70% | Aaa AA+ |
| 912828U24 | UST 2.000% 11/15/2026 | 1/20/2023 1/23/2023 | \$350,000.00 | \$329,150.38 | \$329,150.38 | 3.69% | 2.712 2.576 | \$93.73 \$328,058.50 | (\$1,091.88) | 2.41% | Aaa AA+ |
| 91282CEN7 | UST 2.750% 04/30/2027 | 1/20/2023 1/23/2023 | \$250,000.00 | \$241,279.30 | \$241,279.30 | 3.64% | 3.167 2.955 | \$95.11 \$237,765.00 | (\$3,514.30) | 1.75% | Aaa AA+ |

Champaign County Combined Highway

POSITION STATEMENT

As of February 29, 2024



| CUSIP | Security Description | Trade Date/ Settlement Date | Par Value | Principal Cost/ Purchased Interest | Total Cost | Yield at Cost | Maturity/ Duration | Market Price/ Market Value | Unrealized Gain/ (Loss) | % of Assets | Moody's/ S&P Rating |
|--------------------|--------------------------|--------------------------------|------------------------|---------------------------------------|------------------------|---------------|-----------------------|-------------------------------|----------------------------|----------------|------------------------|
| 912828X88 | UST 2.375% 05/15/2027 | 1/20/2023 1/23/2023 | \$250,000.00 | \$237,519.53 | \$237,519.53 | 3.64% | 3.208 3.013 | \$93.93 \$234,815.00 | (\$2,704.53) | 1.72% | Aaa AA+ |
| 91282CET4 | UST 2.625% 05/31/2027 | 1/20/2023 1/23/2023 | \$300,000.00 | \$288,000.00 | \$288,000.00 | 3.63% | 3.252 3.044 | \$94.62 \$283,863.00 | (\$4,137.00) | 2.08% | Aaa AA+ |
| 91282CEW7 | UST 3.250% 06/30/2027 | 1/20/2023 1/23/2023 | \$290,000.00 | \$285,570.70 | \$285,570.70 | 3.63% | 3.334 3.096 | \$96.48 \$279,783.30 | (\$5,787.40) | 2.05% | Aaa AA+ |
| 91282CFB2 | UST 2.750% 07/31/2027 | 1/20/2023 1/23/2023 | \$300,000.00 | \$289,347.66 | \$289,347.66 | 3.61% | 3.419 3.202 | \$94.81 \$284,427.00 | (\$4,920.66) | 2.09% | Aaa AA+ |
| 9128282R0 | UST 2.250% 08/15/2027 | 1/20/2023 1/23/2023 | \$400,000.00 | \$377,515.63 | \$377,515.63 | 3.60% | 3.460 3.265 | \$93.18 \$372,704.00 | (\$4,811.63) | 2.74% | Aaa AA+ |
| 91282CFH9 | UST 3.125% 08/31/2027 | 1/20/2023 1/23/2023 | \$430,000.00 | \$421,567.96 | \$421,567.96 | 3.59% | 3.504 3.215 | \$95.91 \$412,395.80 | (\$9,172.16) | 3.03% | Aaa AA+ |
| SubTotal | | | \$4,460,000.00 | \$4,310,777.73 | \$4,310,777.73 | 3.92% | | \$4,278,362.95 | (\$32,414.78) | 31.40% | |
| Grand Total | | | \$14,144,149.54 | \$13,623,283.94 | \$13,623,283.94 | 4.11% | | \$13,624,772.41 | \$1,488.47 | 100.00% | |

TRANSACTION STATEMENT

As of February 29, 2024



| Transaction Type | Trade Date | Settlement Date | CUSIP | Security Description | Par Value | Principal Cost | Total Proceeds | Realized Gain/Loss |
|------------------|------------|-----------------|-----------|---|-------------------|-------------------|-------------------|--------------------|
| Maturity | | | | | | | | |
| Maturity | 2/15/2024 | 2/15/2024 | 3130AUPN8 | FHLB 4.850% 02/15/2024 | 320,000.00 | 320,194.88 | 320,000.00 | (194.88) |
| Maturity | 2/29/2024 | 2/29/2024 | 48133PDZ3 | JPMorgan Chase Financial Company LLC 5.000% 02/29/2024 | 400,000.00 | 400,000.00 | 400,000.00 | 0.00 |
| Total | | | | | 720,000.00 | 720,194.88 | 720,000.00 | (194.88) |

Champaign County Combined Highway

TRANSACTION STATEMENT

As of February 29, 2024



| Transaction Type | Payment Date | Settlement Date | CUSIP | Security Description | Interest Received |
|---------------------------|--------------|-----------------|-----------|---|-------------------|
| Interest/Dividends | | | | | |
| Interest/Dividends | 2/1/2024 | 2/1/2024 | 31846V567 | First American Funds, Inc. | 1,275.27 |
| Interest/Dividends | 2/2/2024 | 2/2/2024 | 3133EN7J3 | FFCB 3.875% 02/02/2026 | 6,103.13 |
| Interest/Dividends | 2/12/2024 | 2/12/2024 | 14913R2Z9 | Caterpillar Financial Services Corporation 3.650% 08/12/2025 | 5,748.75 |
| Interest/Dividends | 2/15/2024 | 2/15/2024 | 912828D56 | UST 2.375% 08/15/2024 | 2,968.75 |
| Interest/Dividends | 2/15/2024 | 2/15/2024 | 91282CFE6 | UST 3.125% 08/15/2025 | 5,078.13 |
| Interest/Dividends | 2/15/2024 | 2/15/2024 | 9128282R0 | UST 2.250% 08/15/2027 | 4,500.00 |
| Interest/Dividends | 2/15/2024 | 2/15/2024 | 3130AUPN8 | FHLB 4.850% 02/15/2024 | 7,760.00 |
| Interest/Dividends | 2/26/2024 | 2/26/2024 | 3130ANQB9 | FHLB 0.850% 08/26/2026 | 743.75 |
| Interest/Dividends | 2/26/2024 | 2/26/2024 | 3130AQRH8 | FHLB 2.000% 02/25/2027 | 4,050.00 |
| Interest/Dividends | 2/29/2024 | 2/29/2024 | 9128286F2 | UST 2.500% 02/28/2026 | 4,062.50 |
| Interest/Dividends | 2/29/2024 | 2/29/2024 | 91282CFH9 | UST 3.125% 08/31/2027 | 6,718.75 |
| Interest/Dividends | 2/29/2024 | 2/29/2024 | 48133PDZ3 | JPMorgan Chase Financial Company LLC 5.000% 02/29/2024 | 1,611.11 |
| Total | | | | | 50,620.14 |

TRANSACTION STATEMENT

As of February 29, 2024



| Transaction Type | Trade Date | Settlement Date | Transaction Description | Amount |
|-----------------------|------------|-----------------|-------------------------|---------------------|
| Custodian Fee | | | | |
| Custodian Fee | 2/23/2024 | 2/23/2024 | Cash Out | (121.51) |
| Total | | | | (121.51) |
| Management Fee | | | | |
| Management Fee | 2/12/2024 | 2/12/2024 | Cash Out | (1,017.00) |
| Total | | | | (1,017.00) |
| Withdrawal | | | | |
| Withdrawal | 2/20/2024 | 2/20/2024 | Cash Out | (907,500.00) |
| Total | | | | (907,500.00) |

STATEMENT DISCLOSURE

As of February 29, 2024



Meeder provides monthly statements for its investment management clients to provide information about the investment portfolio. The information should not be used for audit or confirmation purposes. Please review your custodial statements and report any inaccuracies or discrepancies.

Certain information and data has been supplied by unaffiliated third parties. Although Meeder believes the information is reliable, it cannot warrant the accuracy of information offered by third parties. Market value may reflect prices received from pricing vendors when current market quotations are not available. Prices may not reflect firm bids or offers and may differ from the value at which the security can be sold.

Statements may include positions from unmanaged accounts provided for reporting purposes. Unmanaged accounts are managed directly by the client and are not included in the accounts managed by the investment adviser. This information is provided as a client convenience and the investment adviser assumes no responsibility for performance of these accounts or the accuracy of the data reported.

Investing involves risk. Past performance is no guarantee of future results. Debt and fixed income securities are subject to credit and interest rate risk. The investment return and principal value of an investment will fluctuate so that an investors shares, when redeemed, may be worth more or less than their original cost. Current performance may be lower or higher than the performance data quoted.

Meeder Investment Management is the global brand for the Meeder group of affiliated companies. Investment advisory services are provided through Meeder Public Funds, Inc. Please contact us if you would like to receive a copy of our current ADV disclosure brochure or privacy policy.