



Champaign County General Fund Operating Account

Monthly Investment Report
January 31, 2023

Your Investment Representative:

Nick Vaccari
(614) 923-1152
nvaccari@meederinvestment.com

For questions about your account please contact your investment representative or contact publicfundsoperations@meederinvestment.com
Dublin, Ohio | Lansing, Michigan | Long Beach, California | Austin, Texas | 866-633-3371 | www.meederpublicfunds.com

PORTFOLIO SUMMARY

As of January 31, 2023



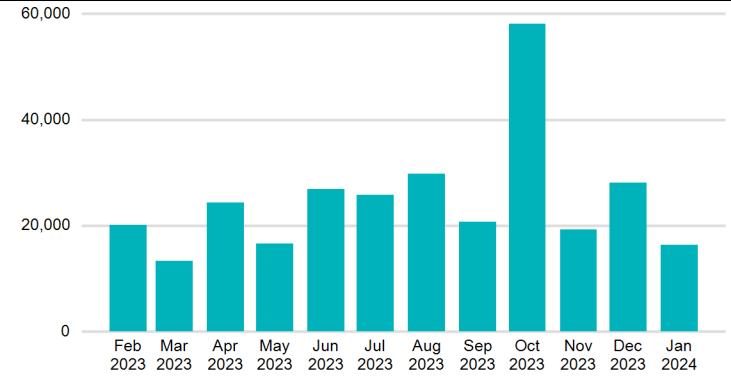
MONTHLY RECONCILIATION

Beginning Book Value	
Contributions	30,000,000.00
Withdrawals	(18,000,000.00)
Realized Gains/Losses	
Purchased Interest	(51,352.06)
Gross Interest Earnings	3,262.25
Ending Book Value	11,951,910.19

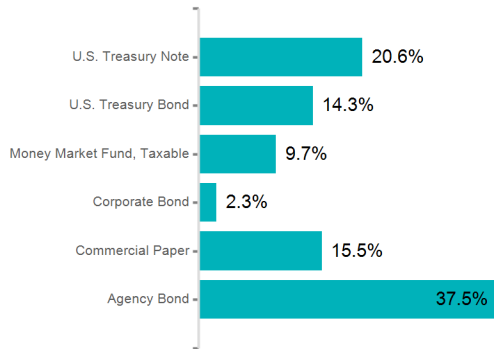
PORTFOLIO CHARACTERISTICS

Portfolio Yield to Maturity	4.23%
Portfolio Effective Duration	2.19 yrs
Weighted Average Maturity	2.35 yrs

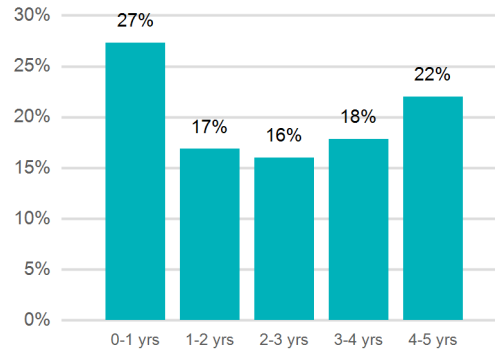
PROJECTED MONTHLY INCOME SCHEDULE



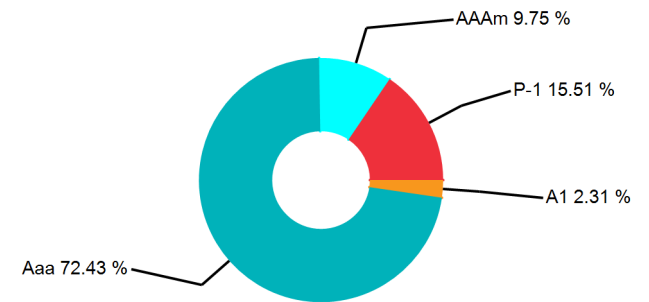
SECTOR ALLOCATION



MATURITY DISTRIBUTION



CREDIT QUALITY



Champaign County General Fund Operating Account

PROJECTED INCOME SCHEDULE

As of January 31, 2023



CUSIP	SECURITY DESCRIPTION	Feb 2023	Mar 2023	Apr 2023	May 2023	Jun 2023	Jul 2023	Aug 2023	Sep 2023	Oct 2023	Nov 2023	Dec 2023	Jan 2024
14912EPQ4	Caterpillar Financial Services Corporation 02/24/2023	587											
14913R2Z9	Caterpillar Financial Services Corporation 3.650% 08/12/2025	8,578						8,578					
21687BXH9	Cooperatieve Rabobank U.A. 10/17/2023									9,030			
22533UR62	Credit Agricole Corporate and Investment Bank 04/06/2023			2,285									
24422EWJ4	John Deere Capital Corporation 4.050% 09/08/2025		8,100						8,100				
3130AB3H7	FHLB 2.375% 03/08/2024		2,138						2,138				
3130AKK21	FHLB 0.250% 12/08/2023					150						4,776	
3130ALVL5	FHLB 0.910% 12/30/2025		1,069						1,069				
3130ANQB9	FHLB 0.750% 08/26/2026	488						488					
3130ANX39	FHLBANKS 0.50% 09/30/2026		325						325				
3130APGQ2	FHLB 0.875% 10/21/2025			1,181						1,181			
3130AQRH8	FHLB 2.000% 02/25/2027	3,050						3,050					
3130AQZL0	FHLB 2.200% 03/04/2027		2,200						2,200				
3130ARMW8	FHLB 2.850% 04/28/2025			3,349						3,349			
3130ASVW6	FHLB 3.250% 11/17/2023	1,056			1,138			1,219			2,626		
3130ATUC9	FHLB 4.500% 12/12/2025					4,654						3,825	
3130ATUR6	FHLB 4.625% 12/13/2024					4,783						3,931	
3130ATVC8	FHLB 4.875% 06/14/2024					6,318						5,241	
3130ATVE4	FHLB 4.500% 12/11/2026					3,879						3,263	
3130AUHZ0	FHLB 4.715% 07/12/2024						3,183						3,183
3130AUPN8	FHLB 4.850% 02/15/2024	498						4,486					
3133EMUP5	FFCB 0.710% 04/01/2025			692						692			

Champaign County General Fund Operating Account

PROJECTED INCOME SCHEDULE

As of January 31, 2023



CUSIP	SECURITY DESCRIPTION	Feb 2023	Mar 2023	Apr 2023	May 2023	Jun 2023	Jul 2023	Aug 2023	Sep 2023	Oct 2023	Nov 2023	Dec 2023	Jan 2024
3133EN5N6	FFCB 4.000% 01/06/2028						4,700						4,700
3133EN6N5	FFCB 4.250% 11/20/2024				2,408						3,613		
3133EN6V7	FFCB 3.625% 04/26/2027			2,492						4,984			
3133EN7A2	FFCB 3.625% 10/26/2026			2,266						4,531			
3133EN7J3	FFCB 3.875% 02/02/2026							9,106					
3133ENMH0	FFCB 1.600% 01/27/2026						856						856
3134GXJJ4	FMCC 0.320% 06/28/2024					280						280	
3135GA3X7	FNMA 0.570% 11/17/2025				482						482		
4497W1W10	ING (U.S.) Funding LLC 09/01/2023								7,463				
4497W1XL5	ING (U.S.) Funding LLC 10/20/2023									9,266			
48133PDZ3	JPMorgan Chase Financial Company LLC 5.000% 02/29/2024						6,875			3,438			3,438
62479MUL5	MUFG Bank, Ltd. 07/20/2023						6,057						
62479MV18	MUFG Bank, Ltd. 08/01/2023							6,168					
742651DW9	PEFCO 3.250% 06/15/2025					2,031						2,031	
89236TKG9	Toyota Motor Credit Corporation 4.400% 09/20/2024		7,920						7,920				
8923A1XT3	Toyota Credit de Puerto Rico Corp. 10/27/2023									9,544			
90331HPL1	U.S. Bank National Association 2.050% 01/21/2025						5,125						5,125
9128282R0	UST 2.250% 08/15/2027	3,094						3,094					
9128283F5	UST 2.250% 11/15/2027				2,813						2,813		
9128285C0	UST 3.000% 09/30/2025		2,250						2,250				
9128286F2	UST 2.500% 02/28/2026	2,500						2,500					
9128286L9	UST 2.250% 03/31/2026		2,250						2,250				

Champaign County General Fund Operating Account

PROJECTED INCOME SCHEDULE

As of January 31, 2023



CUSIP	SECURITY DESCRIPTION	Feb 2023	Mar 2023	Apr 2023	May 2023	Jun 2023	Jul 2023	Aug 2023	Sep 2023	Oct 2023	Nov 2023	Dec 2023	Jan 2024
9128286S4	UST 2.375% 04/30/2026			2,375						2,375			
9128286X3	UST 2.125% 05/31/2026				2,125						2,125		
9128287B0	UST 1.875% 06/30/2026					1,875						1,875	
912828D56	UST 2.375% 08/15/2024	2,078						2,078					
912828U24	UST 2.000% 11/15/2026				2,000						2,000		
912828X88	UST 2.375% 05/15/2027				2,672						2,672		
912828Y95	UST 1.875% 07/31/2026						1,781						1,781
912828YQ7	UST 1.625% 10/31/2026			1,625						1,625			
91282CEK3	UST 2.500% 04/30/2024			2,313						2,313			
91282CEN7	UST 2.750% 04/30/2027			2,063						2,063			
91282CET4	UST 2.625% 05/31/2027				2,953						2,953		
91282CEW7	UST 3.250% 06/30/2027					2,925						2,925	
91282CFB2	UST 2.750% 07/31/2027						2,406						2,406
91282CFE6	UST 3.125% 08/15/2025	2,813						2,813					
91282CFH9	UST 3.125% 08/31/2027	3,906						3,906					
91282CFK2	UST 3.500% 09/15/2025		3,063						3,063				
91282CFQ9	UST 4.375% 10/31/2024			3,719						3,719			
TOTAL		28,647	29,314	24,359	16,590	26,895	30,983	47,485	36,778	58,108	19,283	28,147	21,489

Champaign County General Fund Operating Account

POSITION STATEMENT

As of January 31, 2023



CUSIP	Security Description	Trade Date/ Settlement Date	Par Value	Principal Cost/ Purchased Interest	Total Cost	Yield at Cost	Maturity/ Duration	Market Price/ Market Value	Unrealized Gain/ (Loss)	% of Assets	Moody's/ S&P Rating
Cash and Cash Equivalents											
31846V567	First American Funds, Inc.	1/31/2023 1/31/2023	\$1,162,728.83	\$1,162,728.83	\$1,162,728.83	4.10%	0.003 0.003	\$1.00 \$1,162,728.83	\$0.00	9.75%	AAAm
SubTotal			\$1,162,728.83	\$1,162,728.83	\$1,162,728.83	4.10%		\$1,162,728.83	\$0.00	9.75%	
Agency Bond											
3130ASVW6	FHLB 3.250% 11/17/2023	1/25/2023 1/26/2023	\$130,000.00	\$128,674.00 \$809.79	\$129,483.79	5.01%	0.795 0.741	\$98.95 \$128,637.60	(\$36.40)	1.08%	Aaa AA+
3130AKK21	FHLB 0.250% 12/08/2023	1/30/2023 1/31/2023	\$120,000.00	\$115,374.00 \$44.17	\$115,418.17	4.92%	0.852 0.833	\$96.16 \$115,392.00	\$18.00	0.97%	Aaa AA+
3130AUPN8	FHLB 4.850% 02/15/2024	1/26/2023 1/27/2023	\$185,000.00	\$185,112.67 \$49.85	\$185,162.52	4.79%	1.041 1.004	\$100.02 \$185,031.45	(\$81.22)	1.55%	Aaa AA+
3130AB3H7	FHLB 2.375% 03/08/2024	1/30/2023 1/31/2023	\$180,000.00	\$175,221.54 \$1,698.12	\$176,919.66	4.87%	1.101 1.059	\$97.34 \$175,212.00	(\$9.54)	1.47%	Aaa AA+
3130ATVC8	FHLB 4.875% 06/14/2024	1/26/2023 1/27/2023	\$215,000.00	\$215,462.25 \$2,329.17	\$217,791.42	4.70%	1.370 1.300	\$100.12 \$215,262.30	(\$199.95)	1.80%	Aaa AA+
3134GXJJ4	FMCC 0.320% 06/28/2024	1/30/2023 1/31/2023	\$175,000.00	\$164,444.00 \$51.34	\$164,495.34	4.80%	1.408 1.374	\$93.98 \$164,463.25	\$19.25	1.38%	Aaa AA+
3130AUHZ0	FHLB 4.715% 07/12/2024	1/24/2023 1/25/2023	\$135,000.00	\$135,282.15 \$229.86	\$135,512.01	4.56%	1.447 1.381	\$100.08 \$135,112.05	(\$170.10)	1.13%	Aaa AA+
3133EN6N5	FFCB 4.250% 11/20/2024	1/25/2023 1/26/2023	\$170,000.00	\$169,727.32 \$120.42	\$169,847.74	4.35%	1.805 1.716	\$99.61 \$169,330.20	(\$397.12)	1.42%	Aaa AA+
3130ATUR6	FHLB 4.625% 12/13/2024	1/25/2023 1/26/2023	\$170,000.00	\$170,776.85 \$1,790.90	\$172,567.75	4.36%	1.868 1.755	\$100.19 \$170,326.40	(\$450.45)	1.43%	Aaa AA+
3133EMUP5	FFCB 0.710% 04/01/2025	1/23/2023 1/24/2023	\$195,000.00	\$180,082.50 \$434.58	\$180,517.08	4.42%	2.167 2.096	\$92.23 \$179,850.45	(\$232.05)	1.51%	Aaa AA+
3130ARMW8	FHLB 2.850% 04/28/2025	1/30/2023 1/31/2023	\$235,000.00	\$226,960.65 \$1,730.19	\$228,690.84	4.47%	2.241 2.118	\$96.62 \$227,066.40	\$105.75	1.90%	Aaa AA+
742651DW9	PEFCO 3.250% 06/15/2025	1/20/2023 1/23/2023	\$125,000.00	\$121,967.50 \$428.82	\$122,396.32	4.33%	2.373 2.240	\$96.98 \$121,230.00	(\$737.50)	1.02%	Aaa AA+
3130APGQ2	FHLB 0.875% 10/21/2025	1/30/2023 1/31/2023	\$270,000.00	\$246,310.20 \$656.25	\$246,966.45	4.33%	2.723 2.613	\$91.22 \$246,285.90	(\$24.30)	2.06%	Aaa AA+
3135GA3X7	FNMA 0.570% 11/17/2025	1/30/2023 1/31/2023	\$169,000.00	\$153,394.54 \$198.01	\$153,592.55	4.10%	2.797 2.717	\$90.78 \$153,421.58	\$27.04	1.29%	Aaa AA+

Champaign County General Fund Operating Account

POSITION STATEMENT

As of January 31, 2023



CUSIP	Security Description	Trade Date/ Settlement Date	Par Value	Principal Cost/ Purchased Interest	Total Cost	Yield at Cost	Maturity/ Duration	Market Price/ Market Value	Unrealized Gain/ (Loss)	% of Assets	Moody's/ S&P Rating
3130ATUC9	FHLB 4.500% 12/12/2025	1/24/2023 1/25/2023	\$170,000.00	\$172,454.80 \$1,742.50	\$174,197.30	3.96%	2.866 2.640	\$101.13 \$171,924.40	(\$530.40)	1.44%	Aaa AA+
3130ALVL5	FHLB 0.910% 12/30/2025	1/23/2023 1/24/2023	\$235,000.00	\$213,718.40 \$677.20	\$214,395.60	4.22%	2.915 2.785	\$90.72 \$213,182.60	(\$535.80)	1.79%	Aaa AA+
3133ENMH0	FFCB 1.600% 01/27/2026	1/23/2023 1/24/2023	\$107,000.00	\$98,932.20	\$98,932.20	4.30%	2.992 2.792	\$92.22 \$98,675.40	(\$256.80)	0.83%	Aaa AA+
3130ANQB9	FHLB 0.750% 08/26/2026	1/30/2023 1/31/2023	\$130,000.00	\$117,477.10 \$419.79	\$117,896.89	4.26%	3.570 3.292	\$90.38 \$117,487.50	\$10.40	0.99%	Aaa AA+
3130ANX39	FHLBANKS 0.50% 09/30/2026	1/30/2023 1/31/2023	\$130,000.00	\$116,633.40 \$325.00	\$116,958.40	4.24%	3.666 3.398	\$89.72 \$116,641.20	\$7.80	0.98%	Aaa AA+
3133EN7A2	FFCB 3.625% 10/26/2026	1/20/2023 1/26/2023	\$250,000.00	\$248,665.00	\$248,665.00	3.78%	3.737 3.454	\$98.98 \$247,442.50	(\$1,222.50)	2.07%	Aaa AA+
3130ATVE4	FHLB 4.500% 12/11/2026	1/30/2023 1/31/2023	\$145,000.00	\$148,068.20 \$1,522.50	\$149,590.70	3.90%	3.863 3.487	\$102.09 \$148,031.95	(\$36.25)	1.24%	Aaa AA+
3130AQRH8	FHLB 2.000% 02/25/2027	1/25/2023 1/26/2023	\$305,000.00	\$282,070.10 \$2,558.61	\$284,628.71	4.02%	4.071 3.532	\$91.85 \$280,154.70	(\$1,915.40)	2.35%	Aaa AA+
3130AQZL0	FHLB 2.200% 03/04/2027	1/30/2023 1/31/2023	\$200,000.00	\$185,677.00 \$1,796.67	\$187,473.67	4.12%	4.090 3.432	\$92.85 \$185,690.00	\$13.00	1.56%	Aaa AA+
3133EN6V7	FFCB 3.625% 04/26/2027	1/20/2023 1/26/2023	\$275,000.00	\$274,120.00	\$274,120.00	3.71%	4.236 3.879	\$98.89 \$271,936.50	(\$2,183.50)	2.28%	Aaa AA+
3133EN5N6	FFCB 4.000% 01/06/2028	1/26/2023 1/30/2023	\$235,000.00	\$238,775.51 \$626.67	\$239,402.18	3.64%	4.934 4.428	\$101.02 \$237,397.00	(\$1,378.51)	1.99%	Aaa AA+
SubTotal			\$4,656,000.00	\$4,485,381.88 \$20,240.41	\$4,505,622.29	4.28%		\$4,475,185.33	(\$10,196.55)	37.52%	
Commercial Paper											
14912EPQ4	Caterpillar Financial Services Corporation 02/24/2023	1/20/2023 1/23/2023	\$150,000.00	\$149,413.33	\$149,413.33	4.42%	0.066 0.067	\$99.70 \$149,548.50	\$135.17	1.25%	P-1 A-1
22533UR62	Credit Agricole Corporate and Investment Bank 04/06/2023	1/24/2023 1/24/2023	\$250,000.00	\$247,715.00	\$247,715.00	4.61%	0.178 0.176	\$99.14 \$247,860.00	\$145.00	2.08%	P-1 A-1
62479MUL5	MUFG Bank, Ltd. 07/20/2023	1/20/2023 1/23/2023	\$250,000.00	\$243,943.06	\$243,943.06	5.02%	0.466 0.475	\$97.65 \$244,120.00	\$176.94	2.05%	P-1 A-1
62479MV18	MUFG Bank, Ltd. 08/01/2023	1/30/2023 1/31/2023	\$250,000.00	\$243,832.22	\$243,832.22	5.00%	0.499 0.488	\$97.46 \$243,655.00	(\$177.22)	2.04%	P-1 A-1

Champaign County General Fund Operating Account

POSITION STATEMENT

As of January 31, 2023



CUSIP	Security Description	Trade Date/ Settlement Date	Par Value	Principal Cost/ Purchased Interest	Total Cost	Yield at Cost	Maturity/ Duration	Market Price/ Market Value	Unrealized Gain/ (Loss)	% of Assets	Moody's/ S&P Rating
4497W1W10	ING (U.S.) Funding LLC 09/01/2023	1/26/2023 1/26/2023	\$250,000.00	\$242,536.53	\$242,536.53	5.08%	0.584 0.570	\$97.01 \$242,530.00	(\$6.53)	2.03%	P-1 A-1
21687BXH9	Cooperatieve Rabobank U.A. 10/17/2023	1/20/2023 1/23/2023	\$250,000.00	\$240,970.21	\$240,970.21	5.05%	0.710 0.693	\$96.37 \$240,917.50	(\$52.71)	2.02%	P-1 A-1
4497W1XL5	ING (U.S.) Funding LLC 10/20/2023	1/24/2023 1/24/2023	\$250,000.00	\$240,734.44	\$240,734.44	5.15%	0.718 0.701	\$96.33 \$240,812.50	\$78.06	2.02%	P-1 A-1
8923A1XT3	Toyota Credit de Puerto Rico Corp. 10/27/2023	1/27/2023 1/30/2023	\$250,000.00	\$240,456.25	\$240,456.25	5.29%	0.737 0.720	\$96.23 \$240,567.50	\$111.25	2.02%	P-1 A-1+
SubTotal			\$1,900,000.00	\$1,849,601.04	\$1,849,601.04	4.98%		\$1,850,011.00	\$409.96	15.51%	

Corporate Bond

48133PDZ3	JPMorgan Chase Financial Company LLC 5.000% 02/29/2024	1/26/2023 1/31/2023	\$275,000.00	\$275,000.00	\$275,000.00	4.99%	1.079 1.061	\$100.00 \$275,000.00	\$0.00	2.31%	A1 A-
SubTotal			\$275,000.00	\$275,000.00	\$275,000.00	4.99%		\$275,000.00	\$0.00	2.31%	

U.S. Treasury Bond

91282CEK3	UST 2.500% 04/30/2024	1/30/2023 1/31/2023	\$185,000.00	\$180,093.16 \$1,175.41	\$181,268.57	4.71%	1.247 1.230	\$97.32 \$180,049.40	(\$43.76)	1.51%	Aaa AA+
912828D56	UST 2.375% 08/15/2024	1/24/2023 1/25/2023	\$175,000.00	\$169,592.77 \$1,840.95	\$171,433.72	4.45%	1.540 1.471	\$96.79 \$169,387.75	(\$205.02)	1.42%	Aaa AA+
9128286F2	UST 2.500% 02/28/2026	1/23/2023 1/24/2023	\$200,000.00	\$192,007.81 \$2,016.57	\$194,024.38	3.88%	3.079 2.889	\$95.79 \$191,578.00	(\$429.81)	1.61%	Aaa AA+
9128286L9	UST 2.250% 03/31/2026	1/23/2023 1/24/2023	\$200,000.00	\$190,617.19 \$1,434.07	\$192,051.26	3.83%	3.164 2.985	\$95.10 \$190,204.00	(\$413.19)	1.59%	Aaa AA+
9128286S4	UST 2.375% 04/30/2026	1/23/2023 1/24/2023	\$200,000.00	\$191,210.94 \$1,115.33	\$192,326.27	3.82%	3.247 3.060	\$95.41 \$190,812.00	(\$398.94)	1.60%	Aaa AA+
9128286X3	UST 2.125% 05/31/2026	1/20/2023 1/23/2023	\$200,000.00	\$189,835.94 \$630.49	\$190,466.43	3.75%	3.332 3.155	\$94.52 \$189,032.00	(\$803.94)	1.58%	Aaa AA+
9128287B0	UST 1.875% 06/30/2026	1/23/2023 1/24/2023	\$200,000.00	\$187,882.81 \$248.62	\$188,131.43	3.77%	3.414 3.248	\$93.72 \$187,430.00	(\$452.81)	1.57%	Aaa AA+
912828Y95	UST 1.875% 07/31/2026	1/30/2023 1/31/2023	\$190,000.00	\$177,887.50	\$177,887.50	3.84%	3.499 3.298	\$93.57 \$177,783.00	(\$104.50)	1.49%	Aaa AA+

Champaign County General Fund Operating Account

POSITION STATEMENT

As of January 31, 2023



CUSIP	Security Description	Trade Date/ Settlement Date	Par Value	Principal Cost/ Purchased Interest	Total Cost	Yield at Cost	Maturity/ Duration	Market Price/ Market Value	Unrealized Gain/ (Loss)	% of Assets	Moody's/ S&P Rating
9128283F5	UST 2.250% 11/15/2027	1/20/2023 1/23/2023	\$250,000.00	\$235,332.03 \$1,072.17	\$236,404.20	3.59%	4.792 4.448	\$93.61 \$234,032.50	(\$1,299.53)	1.96%	Aaa AA+
SubTotal			\$1,800,000.00	\$1,714,460.15 \$9,533.61	\$1,723,993.76	3.94%		\$1,710,308.65	(\$4,151.50)	14.34%	
U.S. Treasury Note											
91282CFQ9	UST 4.375% 10/31/2024	1/24/2023 1/25/2023	\$170,000.00	\$170,159.38 \$1,766.92	\$171,926.30	4.32%	1.751 1.652	\$99.91 \$169,853.80	(\$305.58)	1.42%	Aaa AA+
91282CFE6	UST 3.125% 08/15/2025	1/20/2023 1/23/2023	\$180,000.00	\$176,414.06 \$2,460.94	\$178,875.00	3.95%	2.540 2.376	\$97.70 \$175,858.20	(\$555.86)	1.47%	Aaa AA+
91282CFK2	UST 3.500% 09/15/2025	1/20/2023 1/23/2023	\$175,000.00	\$173,181.64 \$2,199.58	\$175,381.22	3.92%	2.625 2.447	\$98.65 \$172,634.00	(\$547.64)	1.45%	Aaa AA+
9128285C0	UST 3.000% 09/30/2025	1/20/2023 1/23/2023	\$150,000.00	\$146,537.11 \$1,421.70	\$147,958.81	3.91%	2.666 2.503	\$97.34 \$146,004.00	(\$533.11)	1.22%	Aaa AA+
912828YQ7	UST 1.625% 10/31/2026	1/23/2023 1/24/2023	\$200,000.00	\$185,148.44 \$763.12	\$185,911.56	3.76%	3.751 3.561	\$92.34 \$184,688.00	(\$460.44)	1.55%	Aaa AA+
912828U24	UST 2.000% 11/15/2026	1/20/2023 1/23/2023	\$200,000.00	\$188,085.94 \$762.43	\$188,848.37	3.69%	3.792 3.577	\$93.55 \$187,102.00	(\$983.94)	1.57%	Aaa AA+
91282CEN7	UST 2.750% 04/30/2027	1/20/2023 1/23/2023	\$150,000.00	\$144,767.58 \$957.18	\$145,724.76	3.64%	4.247 4.006	\$95.99 \$143,988.00	(\$779.58)	1.21%	Aaa AA+
912828X88	UST 2.375% 05/15/2027	1/20/2023 1/23/2023	\$225,000.00	\$213,767.58 \$1,018.56	\$214,786.14	3.64%	4.288 3.994	\$94.51 \$212,643.00	(\$1,124.58)	1.78%	Aaa AA+
91282CET4	UST 2.625% 05/31/2027	1/20/2023 1/23/2023	\$225,000.00	\$216,000.00 \$876.21	\$216,876.21	3.63%	4.332 4.017	\$95.49 \$214,848.00	(\$1,152.00)	1.80%	Aaa AA+
91282CEW7	UST 3.250% 06/30/2027	1/20/2023 1/23/2023	\$180,000.00	\$177,250.78 \$371.69	\$177,622.47	3.63%	4.414 4.052	\$97.96 \$176,329.80	(\$920.98)	1.48%	Aaa AA+
91282CFB2	UST 2.750% 07/31/2027	1/20/2023 1/23/2023	\$175,000.00	\$168,786.13	\$168,786.13	3.61%	4.499 4.113	\$95.93 \$167,870.50	(\$915.63)	1.41%	Aaa AA+
9128282R0	UST 2.250% 08/15/2027	1/20/2023 1/23/2023	\$275,000.00	\$259,541.99 \$2,707.03	\$262,249.02	3.60%	4.540 4.201	\$93.87 \$258,134.25	(\$1,407.74)	2.16%	Aaa AA+
91282CFH9	UST 3.125% 08/31/2027	1/20/2023 1/23/2023	\$250,000.00	\$245,097.66 \$3,129.32	\$248,226.98	3.59%	4.584 4.162	\$97.50 \$243,740.00	(\$1,357.66)	2.04%	Aaa AA+

POSITION STATEMENT

As of January 31, 2023



CUSIP	Security Description	Trade Date/ Settlement Date	Par Value	Principal Cost/ Purchased Interest	Total Cost	Yield at Cost	Maturity/ Duration	Market Price/ Market Value	Unrealized Gain/ (Loss)	% of Assets	Moody's/ S&P Rating
SubTotal			\$2,555,000.00	\$2,464,738.29 \$18,434.68	\$2,483,172.97	3.74%		\$2,453,693.55	(\$11,044.74)	20.57%	
Grand Total			\$12,348,728.83	\$11,951,910.19 \$48,208.70	\$12,000,118.89	4.23%		\$11,926,927.36	(\$24,982.83)	100.00%	

TRANSACTION STATEMENT

As of January 31, 2023



Transaction Type	Trade Date	Settlement Date	CUSIP	Security Description	Par Value	Principal Amount	Purchased Interest	Total Cost	Yield at Cost
Pending Purchase									
Pending Purchase	1/30/2023	2/1/2023	24422EWJ4	John Deere Capital Corporation 4.050% 09/08/2025	200,000.00	198,056.00	3,217.50	201,273.50	4.45%
Pending Purchase	1/30/2023	2/1/2023	14913R2Z9	Caterpillar Financial Services Corporation 3.650% 08/12/2025	235,000.00	230,300.00	4,026.66	234,326.66	4.49%
Pending Purchase	1/30/2023	2/1/2023	90331HPL1	U.S. Bank National Association 2.050% 01/21/2025	250,000.00	238,895.00	142.36	239,037.36	4.43%
Pending Purchase	1/30/2023	2/1/2023	89236TKG9	Toyota Motor Credit Corporation 4.400% 09/20/2024	180,000.00	179,105.40	2,882.00	181,987.40	4.72%
Pending Purchase	1/24/2023	2/2/2023	3133EN7J3	FFCB 3.875% 02/02/2026	235,000.00	234,327.43		234,327.43	3.98%
Total					1,100,000.00	1,080,683.83	10,268.52	1,090,952.35	

Purchase									
Purchase	1/20/2023	1/23/2023	91282CEW7	UST 3.250% 06/30/2027	180,000.00	177,250.78	371.69	177,622.47	3.63%
Purchase	1/20/2023	1/23/2023	91282CET4	UST 2.625% 05/31/2027	225,000.00	216,000.00	876.21	216,876.21	3.63%
Purchase	1/20/2023	1/23/2023	91282CEN7	UST 2.750% 04/30/2027	150,000.00	144,767.58	957.18	145,724.76	3.64%
Purchase	1/20/2023	1/23/2023	912828X88	UST 2.375% 05/15/2027	225,000.00	213,767.58	1,018.56	214,786.14	3.64%
Purchase	1/20/2023	1/23/2023	9128285C0	UST 3.000% 09/30/2025	150,000.00	146,537.11	1,421.70	147,958.81	3.91%
Purchase	1/20/2023	1/23/2023	91282CFE6	UST 3.125% 08/15/2025	180,000.00	176,414.06	2,460.94	178,875.00	3.95%
Purchase	1/20/2023	1/23/2023	91282CFK2	UST 3.500% 09/15/2025	175,000.00	173,181.64	2,199.58	175,381.22	3.92%
Purchase	1/20/2023	1/23/2023	9128286X3	UST 2.125% 05/31/2026	200,000.00	189,835.94	630.49	190,466.43	3.75%
Purchase	1/20/2023	1/23/2023	912828U24	UST 2.000% 11/15/2026	200,000.00	188,085.94	762.43	188,848.37	3.69%
Purchase	1/20/2023	1/23/2023	9128283F5	UST 2.250% 11/15/2027	250,000.00	235,332.03	1,072.17	236,404.20	3.59%

Champaign County General Fund Operating Account

TRANSACTION STATEMENT

As of January 31, 2023



Transaction Type	Trade Date	Settlement Date	CUSIP	Security Description	Par Value	Principal Amount	Purchased Interest	Total Cost	Yield at Cost
Purchase	1/20/2023	1/23/2023	91282CFH9	UST 3.125% 08/31/2027	250,000.00	245,097.66	3,129.32	248,226.98	3.59%
Purchase	1/20/2023	1/23/2023	9128282R0	UST 2.250% 08/15/2027	275,000.00	259,541.99	2,707.03	262,249.02	3.60%
Purchase	1/20/2023	1/23/2023	91282CFB2	UST 2.750% 07/31/2027	175,000.00	168,786.13	2,301.63	171,087.76	3.61%
Purchase	1/20/2023	1/23/2023	14912EPQ4	Caterpillar Financial Services Corporation 02/24/2023	150,000.00	149,413.33		149,413.33	4.42%
Purchase	1/20/2023	1/23/2023	742651DW9	PEFCO 3.250% 06/15/2025	125,000.00	121,967.50	428.82	122,396.32	4.33%
Purchase	1/20/2023	1/23/2023	21687BXH9	Cooperatieve Rabobank U.A. 10/17/2023	250,000.00	240,970.21		240,970.21	5.05%
Purchase	1/20/2023	1/23/2023	62479MUL5	MUFG Bank, Ltd. 07/20/2023	250,000.00	243,943.06		243,943.06	5.02%
Purchase	1/23/2023	1/24/2023	9128286S4	UST 2.375% 04/30/2026	200,000.00	191,210.94	1,115.33	192,326.27	3.82%
Purchase	1/23/2023	1/24/2023	9128287B0	UST 1.875% 06/30/2026	200,000.00	187,882.81	248.62	188,131.43	3.77%
Purchase	1/23/2023	1/24/2023	912828YQ7	UST 1.625% 10/31/2026	200,000.00	185,148.44	763.12	185,911.56	3.76%
Purchase	1/23/2023	1/24/2023	9128286F2	UST 2.500% 02/28/2026	200,000.00	192,007.81	2,016.57	194,024.38	3.88%
Purchase	1/23/2023	1/24/2023	9128286L9	UST 2.250% 03/31/2026	200,000.00	190,617.19	1,434.07	192,051.26	3.83%
Purchase	1/23/2023	1/24/2023	3133ENMH0	FFCB 1.600% 01/27/2026	107,000.00	98,932.20	841.73	99,773.93	4.30%
Purchase	1/24/2023	1/24/2023	22533UR62	Credit Agricole Corporate and Investment Bank 04/06/2023	250,000.00	247,715.00		247,715.00	4.61%
Purchase	1/23/2023	1/24/2023	3130ALVL5	FHLB 0.910% 12/30/2025	235,000.00	213,718.40	677.20	214,395.60	4.22%
Purchase	1/23/2023	1/24/2023	3133EMUP5	FFCB 0.710% 04/01/2025	195,000.00	180,082.50	434.58	180,517.08	4.42%
Purchase	1/24/2023	1/24/2023	4497W1XL5	ING (U.S.) Funding LLC 10/20/2023	250,000.00	240,734.44		240,734.44	5.15%
Purchase	1/24/2023	1/25/2023	912828D56	UST 2.375% 08/15/2024	175,000.00	169,592.77	1,840.95	171,433.72	4.45%

Champaign County General Fund Operating Account

TRANSACTION STATEMENT

As of January 31, 2023



Transaction Type	Trade Date	Settlement Date	CUSIP	Security Description	Par Value	Principal Amount	Purchased Interest	Total Cost	Yield at Cost
Purchase	1/24/2023	1/25/2023	91282CFQ9	UST 4.375% 10/31/2024	170,000.00	170,159.38	1,766.92	171,926.30	4.32%
Purchase	1/24/2023	1/25/2023	3130AUHZ0	FHLB 4.715% 07/12/2024	135,000.00	135,282.15	229.86	135,512.01	4.56%
Purchase	1/24/2023	1/25/2023	3130ATUC9	FHLB 4.500% 12/12/2025	170,000.00	172,454.80	1,742.50	174,197.30	3.96%
Purchase	1/25/2023	1/26/2023	3133EN6N5	FFCB 4.250% 11/20/2024	170,000.00	169,727.32	120.42	169,847.74	4.35%
Purchase	1/20/2023	1/26/2023	3133EN6V7	FFCB 3.625% 04/26/2027	275,000.00	274,120.00		274,120.00	3.71%
Purchase	1/20/2023	1/26/2023	3133EN7A2	FFCB 3.625% 10/26/2026	250,000.00	248,665.00		248,665.00	3.78%
Purchase	1/25/2023	1/26/2023	3130ASVW6	FHLB 3.250% 11/17/2023	130,000.00	128,674.00	809.79	129,483.79	5.01%
Purchase	1/25/2023	1/26/2023	3130ATUR6	FHLB 4.625% 12/13/2024	170,000.00	170,776.85	1,790.90	172,567.75	4.36%
Purchase	1/26/2023	1/26/2023	4497W1W10	ING (U.S.) Funding LLC 09/01/2023	250,000.00	242,536.53		242,536.53	5.08%
Purchase	1/25/2023	1/26/2023	3130AQRH8	FHLB 2.000% 02/25/2027	305,000.00	282,070.10	2,558.61	284,628.71	4.02%
Purchase	1/26/2023	1/27/2023	3130AUPN8	FHLB 4.850% 02/15/2024	185,000.00	185,112.67	49.85	185,162.52	4.79%
Purchase	1/26/2023	1/27/2023	3130ATVC8	FHLB 4.875% 06/14/2024	215,000.00	215,462.25	2,329.17	217,791.42	4.70%
Purchase	1/26/2023	1/30/2023	3133EN5N6	FFCB 4.000% 01/06/2028	235,000.00	238,775.51	626.67	239,402.18	3.64%
Purchase	1/27/2023	1/30/2023	8923A1XT3	Toyota Credit de Puerto Rico Corp. 10/27/2023	250,000.00	240,456.25		240,456.25	5.29%
Purchase	1/30/2023	1/31/2023	912828Y95	UST 1.875% 07/31/2026	190,000.00	177,887.50		177,887.50	3.84%
Purchase	1/30/2023	1/31/2023	91282CEK3	UST 2.500% 04/30/2024	185,000.00	180,093.16	1,175.41	181,268.57	4.71%
Purchase	1/30/2023	1/31/2023	3135GA3X7	FNMA 0.570% 11/17/2025	169,000.00	153,394.54	198.01	153,592.55	4.10%
Purchase	1/26/2023	1/31/2023	48133PDZ3	JPMorgan Chase Financial Company LLC 5.000% 02/29/2024	275,000.00	275,000.00		275,000.00	4.99%
Purchase	1/30/2023	1/31/2023	3134GXJJ4	FMCC 0.320% 06/28/2024	175,000.00	164,444.00	51.34	164,495.34	4.80%

TRANSACTION STATEMENT

As of January 31, 2023



Transaction Type	Trade Date	Settlement Date	CUSIP	Security Description	Par Value	Principal Amount	Purchased Interest	Total Cost	Yield at Cost
Purchase	1/30/2023	1/31/2023	3130ANX39	FHLBANKS 0.50% 09/30/2026	130,000.00	116,633.40	325.00	116,958.40	4.24%
Purchase	1/30/2023	1/31/2023	3130ANQB9	FHLB 0.750% 08/26/2026	130,000.00	117,477.10	419.79	117,896.89	4.26%
Purchase	1/30/2023	1/31/2023	3130AKK21	FHLB 0.250% 12/08/2023	120,000.00	115,374.00	44.17	115,418.17	4.92%
Purchase	1/30/2023	1/31/2023	3130ATVE4	FHLB 4.500% 12/11/2026	145,000.00	148,068.20	1,522.50	149,590.70	3.90%
Purchase	1/30/2023	1/31/2023	62479MV18	MUFG Bank, Ltd. 08/01/2023	250,000.00	243,832.22		243,832.22	5.00%
Purchase	1/30/2023	1/31/2023	3130AQZL0	FHLB 2.200% 03/04/2027	200,000.00	185,677.00	1,796.67	187,473.67	4.12%
Purchase	1/30/2023	1/31/2023	3130ARMW8	FHLB 2.850% 04/28/2025	235,000.00	226,960.65	1,730.19	228,690.84	4.47%
Purchase	1/30/2023	1/31/2023	3130APGQ2	FHLB 0.875% 10/21/2025	270,000.00	246,310.20	656.25	246,966.45	4.33%
Purchase	1/30/2023	1/31/2023	3130AB3H7	FHLB 2.375% 03/08/2024	180,000.00	175,221.54	1,698.12	176,919.66	4.87%
Total					11,186,000.00	10,789,181.36	51,352.06	10,840,533.42	

Transaction Type	Payment Date	Settlement Date	CUSIP	Security Description	Interest Received
Interest/Dividends					
Interest/Dividends	1/27/2023	1/27/2023	3133ENMH0	FFCB 1.600% 01/27/2026	856.00
Interest/Dividends	1/31/2023	1/31/2023	91282CFB2	UST 2.750% 07/31/2027	2,406.25
Total					3,262.25

TRANSACTION STATEMENT

As of January 31, 2023



Transaction Type	Trade Date	Settlement Date	Transaction Description	Amount
Contribution				
Contribution	1/13/2023	1/13/2023	Cash In	12,000,000.00
Contribution	1/13/2023	1/13/2023	Cash In	18,000,000.00
Total				30,000,000.00
Withdrawal				
Withdrawal	1/13/2023	1/13/2023	Cash Out	(18,000,000.00)
Total				(18,000,000.00)

STATEMENT DISCLOSURE

As of January 31, 2023



Meeder provides monthly statements for its investment management clients to provide information about the investment portfolio. The information should not be used for audit or confirmation purposes. Please review your custodial statements and report any inaccuracies or discrepancies.

Certain information and data has been supplied by unaffiliated third parties. Although Meeder believes the information is reliable, it cannot warrant the accuracy of information offered by third parties. Market value may reflect prices received from pricing vendors when current market quotations are not available. Prices may not reflect firm bids or offers and may differ from the value at which the security can be sold.

Statements may include positions from unmanaged accounts provided for reporting purposes. Unmanaged accounts are managed directly by the client and are not included in the accounts managed by the investment adviser. This information is provided as a client convenience and the investment adviser assumes no responsibility for performance of these accounts or the accuracy of the data reported.

Investing involves risk. Past performance is no guarantee of future results. Debt and fixed income securities are subject to credit and interest rate risk. The investment return and principal value of an investment will fluctuate so that an investors shares, when redeemed, may be worth more or less than their original cost. Current performance may be lower or higher than the performance data quoted.

Meeder Investment Management is the global brand for the Meeder group of affiliated companies. Investment advisory services are provided through Meeder Public Funds, Inc. Please contact us if you would like to receive a copy of our current ADV disclosure brochure or privacy policy.



Champaign County Trust and Agency

Monthly Investment Report
January 31, 2023

Your Investment Representative:

Nick Vaccari
(614) 923-1152
nvaccari@meederinvestment.com

For questions about your account please contact your investment representative or contact publicfundsoperations@meederinvestment.com
Dublin, Ohio | Lansing, Michigan | Long Beach, California | Austin, Texas | 866-633-3371 | www.meederpublicfunds.com

PORTFOLIO SUMMARY

As of January 31, 2023



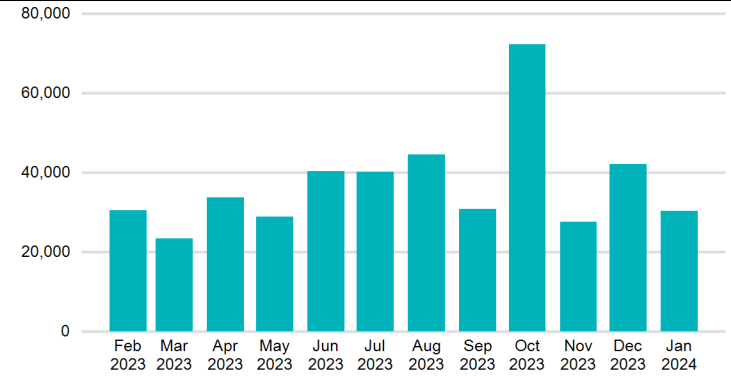
MONTHLY RECONCILIATION

Beginning Book Value	
Contributions	18,000,000.00
Withdrawals	
Realized Gains/Losses	
Purchased Interest	(80,512.03)
Gross Interest Earnings	5,389.00
Ending Book Value	17,924,876.97

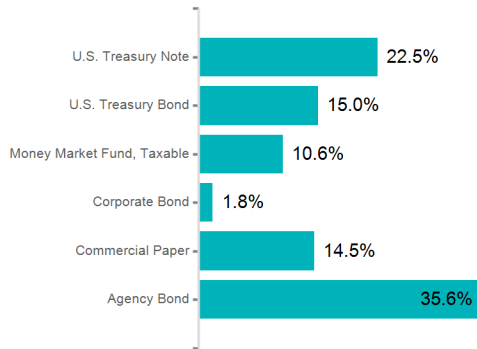
PORTFOLIO CHARACTERISTICS

Portfolio Yield to Maturity	4.22%
Portfolio Effective Duration	2.12 yrs
Weighted Average Maturity	2.28 yrs

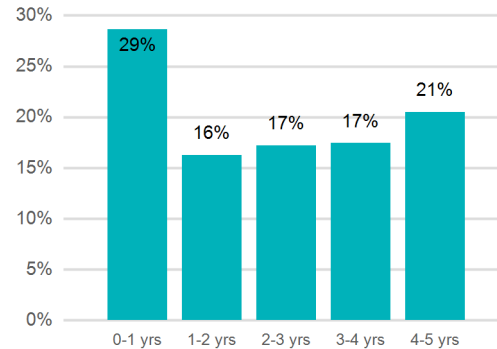
PROJECTED MONTHLY INCOME SCHEDULE



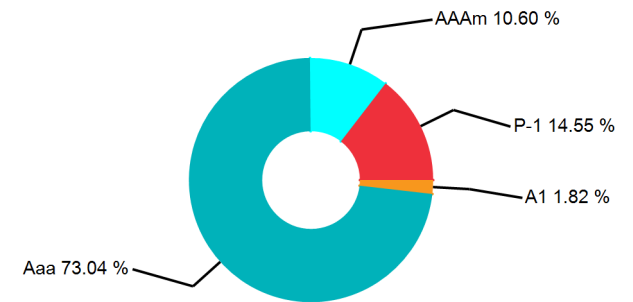
SECTOR ALLOCATION



MATURITY DISTRIBUTION



CREDIT QUALITY



Champaign County Trust and Agency
PROJECTED INCOME SCHEDULE
 As of January 31, 2023



CUSIP	SECURITY DESCRIPTION	Feb 2023	Mar 2023	Apr 2023	May 2023	Jun 2023	Jul 2023	Aug 2023	Sep 2023	Oct 2023	Nov 2023	Dec 2023	Jan 2024
14912EPQ4	Caterpillar Financial Services Corporation 02/24/2023	978											
14913R2Z9	Caterpillar Financial Services Corporation 3.650% 08/12/2025	12,775						12,775					
21687BXH9	Cooperatieve Rabobank U.A. 10/17/2023									9,030			
22533UR62	Credit Agricole Corporate and Investment Bank 04/06/2023			2,285									
24422EWJ4	John Deere Capital Corporation 4.050% 09/08/2025		12,150						12,150				
3130AB3H7	FHLB 2.375% 03/08/2024		3,266						3,266				
3130AKK21	FHLB 0.250% 12/08/2023					219						6,965	
3130ALVL5	FHLB 0.910% 12/30/2025		1,593						1,593				
3130ANQB9	FHLB 0.750% 08/26/2026	731						731					
3130ANX39	FHLBANKS 0.50% 09/30/2026		488						488				
3130APGQ2	FHLB 0.875% 10/21/2025			1,728						1,728			
3130AQRH8	FHLB 2.000% 02/25/2027	4,500						4,500					
3130AQZL0	FHLB 2.200% 03/04/2027		3,135						3,135				
3130ARMW8	FHLB 2.850% 04/28/2025			4,988						4,988			
3130ASVW6	FHLB 3.250% 11/17/2023	1,584			1,706			1,828			3,939		
3130ATUC9	FHLB 4.500% 12/12/2025					6,981						5,738	
3130ATUR6	FHLB 4.625% 12/13/2024					7,034						5,781	
3130ATVC8	FHLB 4.875% 06/14/2024					9,256						7,678	
3130ATVE4	FHLB 4.500% 12/11/2026					5,751						4,838	
3130AUHZ0	FHLB 4.715% 07/12/2024						4,715						4,715
3130AULC6	FHLB 4.750% 01/17/2024						6,294						6,532
3130AUPN8	FHLB 4.850% 02/15/2024	727						6,548					

Champaign County Trust and Agency
PROJECTED INCOME SCHEDULE
 As of January 31, 2023



CUSIP	SECURITY DESCRIPTION	Feb 2023	Mar 2023	Apr 2023	May 2023	Jun 2023	Jul 2023	Aug 2023	Sep 2023	Oct 2023	Nov 2023	Dec 2023	Jan 2024
3133EMUP5	FFCB 0.710% 04/01/2025			710						710			
3133EN5N6	FFCB 4.000% 01/06/2028						7,000						7,000
3133EN6N5	FFCB 4.250% 11/20/2024				3,542						5,313		
3133EN6V7	FFCB 3.625% 04/26/2027			2,266						4,531			
3133EN7A2	FFCB 3.625% 10/26/2026			2,719						5,438			
3133EN7J3	FFCB 3.875% 02/02/2026							13,563					
3133ENMH0	FFCB 1.600% 01/27/2026						1,264						1,264
3134GXJJ4	FMCC 0.320% 06/28/2024					424						424	
4497W1W10	ING (U.S.) Funding LLC 09/01/2023								7,463				
4497W1XL5	ING (U.S.) Funding LLC 10/20/2023									9,266			
48133PDZ3	JPMorgan Chase Financial Company LLC 5.000% 02/29/2024						8,125			4,063			4,063
62479MUL5	MUFG Bank, Ltd. 07/20/2023						6,057						
62479MV18	MUFG Bank, Ltd. 08/01/2023							9,005					
742651DW9	PEFCO 3.250% 06/15/2025					3,088						3,088	
7426M3S26	Private Export Funding Corporation 05/02/2023				5,301								
89236TKG9	Toyota Motor Credit Corporation 4.400% 09/20/2024		11,880						11,880				
8923A1XT3	Toyota Credit de Puerto Rico Corp. 10/27/2023									13,361			
90331HPL1	U.S. Bank National Association 2.050% 01/21/2025						6,150						6,150
9128282R0	UST 2.250% 08/15/2027	3,375						3,375					
9128283F5	UST 2.250% 11/15/2027				3,375						3,375		
9128285C0	UST 3.000% 09/30/2025		4,500						4,500				

Champaign County Trust and Agency
PROJECTED INCOME SCHEDULE
 As of January 31, 2023



CUSIP	SECURITY DESCRIPTION	Feb 2023	Mar 2023	Apr 2023	May 2023	Jun 2023	Jul 2023	Aug 2023	Sep 2023	Oct 2023	Nov 2023	Dec 2023	Jan 2024
9128286F2	UST 2.500% 02/28/2026	3,750						3,750					
9128286L9	UST 2.250% 03/31/2026		3,375						3,375				
9128286S4	UST 2.375% 04/30/2026			3,563						3,563			
9128286X3	UST 2.125% 05/31/2026				3,188						3,188		
9128287B0	UST 1.875% 06/30/2026					2,813						2,813	
912828D56	UST 2.375% 08/15/2024	3,147						3,147					
912828J27	UST 2.000% 02/15/2025	2,000						2,000					
912828U24	UST 2.000% 11/15/2026				3,000						3,000		
912828X88	UST 2.375% 05/15/2027				4,156						4,156		
912828Y95	UST 1.875% 07/31/2026						2,672						2,672
912828YQ7	UST 1.625% 10/31/2026			2,438						2,438			
91282CED9	UST 1.750% 03/15/2025		1,750						1,750				
91282CEK3	UST 2.500% 04/30/2024			3,438						3,438			
91282CEN7	UST 2.750% 04/30/2027			4,125						4,125			
91282CET4	UST 2.625% 05/31/2027				4,594						4,594		
91282CEW7	UST 3.250% 06/30/2027					4,875						4,875	
91282CFB2	UST 2.750% 07/31/2027						4,125						4,125
91282CFE6	UST 3.125% 08/15/2025	5,078						5,078					
91282CFH9	UST 3.125% 08/31/2027	4,688						4,688					
91282CFK2	UST 3.500% 09/15/2025		5,250						5,250				
91282CFQ9	UST 4.375% 10/31/2024			5,578						5,578			
TOTAL		43,333	47,386	33,836	28,861	40,440	46,402	70,987	54,849	72,254	27,564	42,198	36,521

POSITION STATEMENT

As of January 31, 2023



CUSIP	Security Description	Trade Date/ Settlement Date	Par Value	Principal Cost/ Purchased Interest	Total Cost	Yield at Cost	Maturity/ Duration	Market Price/ Market Value	Unrealized Gain/ (Loss)	% of Assets	Moody's/ S&P Rating
Cash and Cash Equivalents											
31846V567	First American Funds, Inc.	1/31/2023 1/31/2023	\$1,895,433.40	\$1,895,433.40	\$1,895,433.40	4.10%	0.003 0.003	\$1.00 \$1,895,433.40	\$0.00	10.60%	AAAm
SubTotal			\$1,895,433.40	\$1,895,433.40	\$1,895,433.40	4.10%		\$1,895,433.40	\$0.00	10.60%	
Agency Bond											
3130ASVW6	FHLB 3.250% 11/17/2023	1/25/2023 1/26/2023	\$195,000.00	\$193,011.00 \$1,214.68	\$194,225.68	5.01%	0.795 0.741	\$98.95 \$192,956.40	(\$54.60)	1.08%	Aaa AA+
3130AKK21	FHLB 0.250% 12/08/2023	1/30/2023 1/31/2023	\$175,000.00	\$168,253.75 \$64.41	\$168,318.16	4.92%	0.852 0.833	\$96.16 \$168,280.00	\$26.25	0.94%	Aaa AA+
3130AULC6	FHLB 4.750% 01/17/2024	1/30/2023 1/31/2023	\$265,000.00	\$264,761.50 \$489.51	\$265,251.01	4.84%	0.962 0.929	\$99.93 \$264,806.55	\$45.05	1.48%	Aaa AA+
3130AUPN8	FHLB 4.850% 02/15/2024	1/26/2023 1/27/2023	\$270,000.00	\$270,164.43 \$72.75	\$270,237.18	4.79%	1.041 1.004	\$100.02 \$270,045.90	(\$118.53)	1.51%	Aaa AA+
3130AB3H7	FHLB 2.375% 03/08/2024	1/30/2023 1/31/2023	\$275,000.00	\$267,699.58 \$2,594.36	\$270,293.94	4.87%	1.101 1.059	\$97.34 \$267,685.00	(\$14.58)	1.50%	Aaa AA+
3130ATVC8	FHLB 4.875% 06/14/2024	1/26/2023 1/27/2023	\$315,000.00	\$315,677.25 \$3,412.50	\$319,089.75	4.70%	1.370 1.300	\$100.12 \$315,384.30	(\$292.95)	1.76%	Aaa AA+
3134GXJJ4	FMCC 0.320% 06/28/2024	1/30/2023 1/31/2023	\$265,000.00	\$249,015.20 \$77.73	\$249,092.93	4.80%	1.408 1.374	\$93.98 \$249,044.35	\$29.15	1.39%	Aaa AA+
3130AUHZ0	FHLB 4.715% 07/12/2024	1/24/2023 1/25/2023	\$200,000.00	\$200,418.00 \$340.53	\$200,758.53	4.56%	1.447 1.381	\$100.08 \$200,166.00	(\$252.00)	1.12%	Aaa AA+
3133EN6N5	FFCB 4.250% 11/20/2024	1/25/2023 1/26/2023	\$250,000.00	\$249,599.00 \$177.08	\$249,776.08	4.35%	1.805 1.716	\$99.61 \$249,015.00	(\$584.00)	1.39%	Aaa AA+
3130ATUR6	FHLB 4.625% 12/13/2024	1/25/2023 1/26/2023	\$250,000.00	\$251,142.42 \$2,633.68	\$253,776.10	4.36%	1.868 1.755	\$100.19 \$250,480.00	(\$662.42)	1.40%	Aaa AA+
3133EMUP5	FFCB 0.710% 04/01/2025	1/23/2023 1/24/2023	\$200,000.00	\$184,700.00 \$445.72	\$185,145.72	4.42%	2.167 2.096	\$92.23 \$184,462.00	(\$238.00)	1.03%	Aaa AA+
3130ARMW8	FHLB 2.850% 04/28/2025	1/30/2023 1/31/2023	\$350,000.00	\$338,026.50 \$2,576.87	\$340,603.37	4.47%	2.241 2.118	\$96.62 \$338,184.00	\$157.50	1.89%	Aaa AA+
742651DW9	PEFCO 3.250% 06/15/2025	1/20/2023 1/23/2023	\$190,000.00	\$185,390.60 \$651.81	\$186,042.41	4.33%	2.373 2.240	\$96.98 \$184,269.60	(\$1,121.00)	1.03%	Aaa AA+
3130APGQ2	FHLB 0.875% 10/21/2025	1/30/2023 1/31/2023	\$395,000.00	\$360,342.70 \$960.07	\$361,302.77	4.33%	2.723 2.613	\$91.22 \$360,307.15	(\$35.55)	2.01%	Aaa AA+

Champaign County Trust and Agency

POSITION STATEMENT

As of January 31, 2023



CUSIP	Security Description	Trade Date/ Settlement Date	Par Value	Principal Cost/ Purchased Interest	Total Cost	Yield at Cost	Maturity/ Duration	Market Price/ Market Value	Unrealized Gain/ (Loss)	% of Assets	Moody's/ S&P Rating
3130ATUC9	FHLB 4.500% 12/12/2025	1/24/2023 1/25/2023	\$255,000.00	\$258,682.20 \$2,613.75	\$261,295.95	3.96%	2.866 2.640	\$101.13 \$257,886.60	(\$795.60)	1.44%	Aaa AA+
3130ALVL5	FHLB 0.910% 12/30/2025	1/23/2023 1/24/2023	\$350,000.00	\$318,304.00 \$1,008.58	\$319,312.58	4.22%	2.915 2.785	\$90.72 \$317,506.00	(\$798.00)	1.77%	Aaa AA+
3133ENMH0	FFCB 1.600% 01/27/2026	1/23/2023 1/24/2023	\$158,000.00	\$146,086.80	\$146,086.80	4.30%	2.992 2.792	\$92.22 \$145,707.60	(\$379.20)	0.81%	Aaa AA+
3130ANQB9	FHLB 0.750% 08/26/2026	1/30/2023 1/31/2023	\$195,000.00	\$176,215.65 \$629.68	\$176,845.33	4.26%	3.570 3.292	\$90.38 \$176,231.25	\$15.60	0.99%	Aaa AA+
3130ANX39	FHLBANKS 0.50% 09/30/2026	1/30/2023 1/31/2023	\$195,000.00	\$174,950.10 \$487.50	\$175,437.60	4.24%	3.666 3.398	\$89.72 \$174,961.80	\$11.70	0.98%	Aaa AA+
3133EN7A2	FFCB 3.625% 10/26/2026	1/20/2023 1/26/2023	\$300,000.00	\$298,398.00	\$298,398.00	3.78%	3.737 3.454	\$98.98 \$296,931.00	(\$1,467.00)	1.66%	Aaa AA+
3130ATVE4	FHLB 4.500% 12/11/2026	1/30/2023 1/31/2023	\$215,000.00	\$219,549.40 \$2,257.50	\$221,806.90	3.90%	3.863 3.487	\$102.09 \$219,495.65	(\$53.75)	1.23%	Aaa AA+
3130AQRH8	FHLB 2.000% 02/25/2027	1/25/2023 1/26/2023	\$450,000.00	\$416,169.00 \$3,775.00	\$419,944.00	4.02%	4.071 3.532	\$91.85 \$413,343.00	(\$2,826.00)	2.31%	Aaa AA+
3130AQZL0	FHLB 2.200% 03/04/2027	1/30/2023 1/31/2023	\$285,000.00	\$264,589.73 \$2,560.25	\$267,149.98	4.12%	4.090 3.432	\$92.85 \$264,608.25	\$18.52	1.48%	Aaa AA+
3133EN6V7	FFCB 3.625% 04/26/2027	1/20/2023 1/26/2023	\$250,000.00	\$249,200.00	\$249,200.00	3.71%	4.236 3.879	\$98.89 \$247,215.00	(\$1,985.00)	1.38%	Aaa AA+
3133EN5N6	FFCB 4.000% 01/06/2028	1/26/2023 1/30/2023	\$350,000.00	\$355,623.10 \$933.33	\$356,556.43	3.64%	4.934 4.428	\$101.02 \$353,570.00	(\$2,053.10)	1.98%	Aaa AA+
SubTotal			\$6,598,000.00	\$6,375,969.91 \$29,977.29	\$6,405,947.20	4.33%		\$6,362,542.40	(\$13,427.51)	35.57%	

Commercial Paper

14912EPQ4	Caterpillar Financial Services Corporation 02/24/2023	1/20/2023 1/23/2023	\$250,000.00	\$249,022.22	\$249,022.22	4.42%	0.066 0.067	\$99.70 \$249,247.50	\$225.28	1.39%	P-1 A-1
22533UR62	Credit Agricole Corporate and Investment Bank 04/06/2023	1/24/2023 1/24/2023	\$250,000.00	\$247,715.00	\$247,715.00	4.61%	0.178 0.176	\$99.14 \$247,860.00	\$145.00	1.39%	P-1 A-1
7426M3S26	Private Export Funding Corporation 05/02/2023	1/30/2023 1/31/2023	\$450,000.00	\$444,699.25	\$444,699.25	4.72%	0.249 0.246	\$98.78 \$444,496.50	(\$202.75)	2.48%	P-1 NR
62479MUL5	MUFG Bank, Ltd. 07/20/2023	1/20/2023 1/23/2023	\$250,000.00	\$243,943.06	\$243,943.06	5.02%	0.466 0.475	\$97.65 \$244,120.00	\$176.94	1.36%	P-1 A-1

POSITION STATEMENT

As of January 31, 2023



CUSIP	Security Description	Trade Date/ Settlement Date	Par Value	Principal Cost/ Purchased Interest	Total Cost	Yield at Cost	Maturity/ Duration	Market Price/ Market Value	Unrealized Gain/ (Loss)	% of Assets	Moody's/ S&P Rating
62479MV18	MUFG Bank, Ltd. 08/01/2023	1/30/2023 1/31/2023	\$365,000.00	\$355,995.04	\$355,995.04	5.00%	0.499 0.488	\$97.46 \$355,736.30	(\$258.74)	1.99%	P-1 A-1
4497W1W10	ING (U.S.) Funding LLC 09/01/2023	1/26/2023 1/26/2023	\$250,000.00	\$242,536.53	\$242,536.53	5.08%	0.584 0.570	\$97.01 \$242,530.00	(\$6.53)	1.36%	P-1 A-1
21687BXH9	Cooperatieve Rabobank U.A. 10/17/2023	1/20/2023 1/23/2023	\$250,000.00	\$240,970.21	\$240,970.21	5.05%	0.710 0.693	\$96.37 \$240,917.50	(\$52.71)	1.35%	P-1 A-1
4497W1XL5	ING (U.S.) Funding LLC 10/20/2023	1/24/2023 1/24/2023	\$250,000.00	\$240,734.44	\$240,734.44	5.15%	0.718 0.701	\$96.33 \$240,812.50	\$78.06	1.35%	P-1 A-1
8923A1XT3	Toyota Credit de Puerto Rico Corp. 10/27/2023	1/27/2023 1/30/2023	\$350,000.00	\$336,638.75	\$336,638.75	5.29%	0.737 0.720	\$96.23 \$336,794.50	\$155.75	1.88%	P-1 A-1+
SubTotal			\$2,665,000.00	\$2,602,254.50	\$2,602,254.50	4.93%		\$2,602,514.80	\$260.30	14.55%	

Corporate Bond

48133PDZ3	JPMorgan Chase Financial Company LLC 5.000% 02/29/2024	1/26/2023 1/31/2023	\$325,000.00	\$325,000.00	\$325,000.00	4.99%	1.079 1.061	\$100.00 \$325,000.00	\$0.00	1.82%	A1 A-
SubTotal			\$325,000.00	\$325,000.00	\$325,000.00	4.99%		\$325,000.00	\$0.00	1.82%	

U.S. Treasury Bond

91282CEK3	UST 2.500% 04/30/2024	1/30/2023 1/31/2023	\$275,000.00	\$267,706.05 \$1,747.24	\$269,453.29	4.71%	1.247 1.230	\$97.32 \$267,641.00	(\$65.05)	1.50%	Aaa AA+
912828D56	UST 2.375% 08/15/2024	1/24/2023 1/25/2023	\$265,000.00	\$256,811.91 \$2,787.72	\$259,599.63	4.45%	1.540 1.471	\$96.79 \$256,501.45	(\$310.46)	1.43%	Aaa AA+
912828J27	UST 2.000% 02/15/2025	1/30/2023 1/31/2023	\$200,000.00	\$191,312.50 \$1,836.96	\$193,149.46	4.24%	2.044 1.951	\$95.59 \$191,188.00	(\$124.50)	1.07%	Aaa AA+
9128286F2	UST 2.500% 02/28/2026	1/23/2023 1/24/2023	\$300,000.00	\$288,011.72 \$3,024.86	\$291,036.58	3.88%	3.079 2.889	\$95.79 \$287,367.00	(\$644.72)	1.61%	Aaa AA+
9128286L9	UST 2.250% 03/31/2026	1/23/2023 1/24/2023	\$300,000.00	\$285,925.78 \$2,151.10	\$288,076.88	3.83%	3.164 2.985	\$95.10 \$285,306.00	(\$619.78)	1.59%	Aaa AA+
9128286S4	UST 2.375% 04/30/2026	1/23/2023 1/24/2023	\$300,000.00	\$286,816.41 \$1,673.00	\$288,489.41	3.82%	3.247 3.060	\$95.41 \$286,218.00	(\$598.41)	1.60%	Aaa AA+
9128286X3	UST 2.125% 05/31/2026	1/20/2023 1/23/2023	\$300,000.00	\$284,753.91 \$945.74	\$285,699.65	3.75%	3.332 3.155	\$94.52 \$283,548.00	(\$1,205.91)	1.59%	Aaa AA+

POSITION STATEMENT

As of January 31, 2023



CUSIP	Security Description	Trade Date/ Settlement Date	Par Value	Principal Cost/ Purchased Interest	Total Cost	Yield at Cost	Maturity/ Duration	Market Price/ Market Value	Unrealized Gain/ (Loss)	% of Assets	Moody's/ S&P Rating
9128287B0	UST 1.875% 06/30/2026	1/23/2023 1/24/2023	\$300,000.00	\$281,824.22 \$372.93	\$282,197.15	3.77%	3.414 3.248	\$93.72 \$281,145.00	(\$679.22)	1.57%	Aaa AA+
912828Y95	UST 1.875% 07/31/2026	1/30/2023 1/31/2023	\$285,000.00	\$266,831.25	\$266,831.25	3.84%	3.499 3.298	\$93.57 \$266,674.50	(\$156.75)	1.49%	Aaa AA+
9128283F5	UST 2.250% 11/15/2027	1/20/2023 1/23/2023	\$300,000.00	\$282,398.44 \$1,286.60	\$283,685.04	3.59%	4.792 4.448	\$93.61 \$280,839.00	(\$1,559.44)	1.57%	Aaa AA+
SubTotal			\$2,825,000.00	\$2,692,392.19 \$15,826.15	\$2,708,218.34	3.97%		\$2,686,427.95	(\$5,964.24)	15.02%	
U.S. Treasury Note											
91282CFQ9	UST 4.375% 10/31/2024	1/24/2023 1/25/2023	\$255,000.00	\$255,239.06 \$2,650.38	\$257,889.44	4.32%	1.751 1.652	\$99.91 \$254,780.70	(\$458.36)	1.42%	Aaa AA+
91282CED9	UST 1.750% 03/15/2025	1/30/2023 1/31/2023	\$200,000.00	\$190,171.88 \$1,334.25	\$191,506.13	4.20%	2.121 2.033	\$95.04 \$190,086.00	(\$85.88)	1.06%	Aaa AA+
91282CFE6	UST 3.125% 08/15/2025	1/20/2023 1/23/2023	\$325,000.00	\$318,525.39 \$4,443.36	\$322,968.75	3.95%	2.540 2.376	\$97.70 \$317,521.75	(\$1,003.64)	1.77%	Aaa AA+
91282CFK2	UST 3.500% 09/15/2025	1/20/2023 1/23/2023	\$300,000.00	\$296,882.81 \$3,770.72	\$300,653.53	3.92%	2.625 2.447	\$98.65 \$295,944.00	(\$938.81)	1.65%	Aaa AA+
9128285C0	UST 3.000% 09/30/2025	1/20/2023 1/23/2023	\$300,000.00	\$293,074.22 \$2,843.41	\$295,917.63	3.91%	2.666 2.503	\$97.34 \$292,008.00	(\$1,066.22)	1.63%	Aaa AA+
912828YQ7	UST 1.625% 10/31/2026	1/23/2023 1/24/2023	\$300,000.00	\$277,722.66 \$1,144.68	\$278,867.34	3.76%	3.751 3.561	\$92.34 \$277,032.00	(\$690.66)	1.55%	Aaa AA+
912828U24	UST 2.000% 11/15/2026	1/20/2023 1/23/2023	\$300,000.00	\$282,128.91 \$1,143.65	\$283,272.56	3.69%	3.792 3.577	\$93.55 \$280,653.00	(\$1,475.91)	1.57%	Aaa AA+
91282CEN7	UST 2.750% 04/30/2027	1/20/2023 1/23/2023	\$300,000.00	\$289,535.16 \$1,914.37	\$291,449.53	3.64%	4.247 4.006	\$95.99 \$287,976.00	(\$1,559.16)	1.61%	Aaa AA+
912828X88	UST 2.375% 05/15/2027	1/20/2023 1/23/2023	\$350,000.00	\$332,527.34 \$1,584.43	\$334,111.77	3.64%	4.288 3.994	\$94.51 \$330,778.00	(\$1,749.34)	1.85%	Aaa AA+
91282CET4	UST 2.625% 05/31/2027	1/20/2023 1/23/2023	\$350,000.00	\$336,000.00 \$1,362.98	\$337,362.98	3.63%	4.332 4.017	\$95.49 \$334,208.00	(\$1,792.00)	1.87%	Aaa AA+
91282CEW7	UST 3.250% 06/30/2027	1/20/2023 1/23/2023	\$300,000.00	\$295,417.97 \$619.47	\$296,037.44	3.63%	4.414 4.052	\$97.96 \$293,883.00	(\$1,534.97)	1.64%	Aaa AA+
91282CFB2	UST 2.750% 07/31/2027	1/20/2023 1/23/2023	\$300,000.00	\$289,347.66	\$289,347.66	3.61%	4.499 4.113	\$95.93 \$287,778.00	(\$1,569.66)	1.61%	Aaa AA+
9128282R0	UST 2.250% 08/15/2027	1/20/2023 1/23/2023	\$300,000.00	\$283,136.72 \$2,953.12	\$286,089.84	3.60%	4.540 4.201	\$93.87 \$281,601.00	(\$1,535.72)	1.57%	Aaa AA+

POSITION STATEMENT

As of January 31, 2023



CUSIP	Security Description	Trade Date/ Settlement Date	Par Value	Principal Cost/ Purchased Interest	Total Cost	Yield at Cost	Maturity/ Duration	Market Price/ Market Value	Unrealized Gain/ (Loss)	% of Assets	Moody's/ S&P Rating
91282CFH9	UST 3.125% 08/31/2027	1/20/2023 1/23/2023	\$300,000.00	\$294,117.19 \$3,755.18	\$297,872.37	3.59%	4.584 4.162	\$97.50 \$292,488.00	(\$1,629.19)	1.64%	Aaa AA+
SubTotal			\$4,180,000.00	\$4,033,826.97 \$29,520.00	\$4,063,346.97	3.77%		\$4,016,737.45	(\$17,089.52)	22.45%	
Grand Total			\$18,488,433.40	\$17,924,876.97 \$75,323.44	\$18,000,200.41	4.22%		\$17,888,656.00	(\$36,220.97)	100.00%	

TRANSACTION STATEMENT

As of January 31, 2023



Transaction Type	Trade Date	Settlement Date	CUSIP	Security Description	Par Value	Principal Amount	Purchased Interest	Total Cost	Yield at Cost
Pending Purchase									
Pending Purchase	1/30/2023	2/1/2023	24422EWJ4	John Deere Capital Corporation 4.050% 09/08/2025	300,000.00	297,084.00	4,826.25	301,910.25	4.45%
Pending Purchase	1/30/2023	2/1/2023	14913R2Z9	Caterpillar Financial Services Corporation 3.650% 08/12/2025	350,000.00	343,000.00	5,997.15	348,997.15	4.49%
Pending Purchase	1/30/2023	2/1/2023	90331HPL1	U.S. Bank National Association 2.050% 01/21/2025	300,000.00	286,674.00	170.83	286,844.83	4.43%
Pending Purchase	1/30/2023	2/1/2023	89236TKG9	Toyota Motor Credit Corporation 4.400% 09/20/2024	270,000.00	268,658.10	4,323.00	272,981.10	4.72%
Pending Purchase	1/24/2023	2/2/2023	3133EN7J3	FFCB 3.875% 02/02/2026	350,000.00	348,998.30		348,998.30	3.98%
Total					1,570,000.00	1,544,414.40	15,317.23	1,559,731.63	

Purchase									
Purchase	1/20/2023	1/23/2023	91282CEW7	UST 3.250% 06/30/2027	300,000.00	295,417.97	619.47	296,037.44	3.63%
Purchase	1/20/2023	1/23/2023	91282CET4	UST 2.625% 05/31/2027	350,000.00	336,000.00	1,362.98	337,362.98	3.63%
Purchase	1/20/2023	1/23/2023	91282CEN7	UST 2.750% 04/30/2027	300,000.00	289,535.16	1,914.37	291,449.53	3.64%
Purchase	1/20/2023	1/23/2023	912828X88	UST 2.375% 05/15/2027	350,000.00	332,527.34	1,584.43	334,111.77	3.64%
Purchase	1/20/2023	1/23/2023	9128285C0	UST 3.000% 09/30/2025	300,000.00	293,074.22	2,843.41	295,917.63	3.91%
Purchase	1/20/2023	1/23/2023	91282CFE6	UST 3.125% 08/15/2025	325,000.00	318,525.39	4,443.36	322,968.75	3.95%
Purchase	1/20/2023	1/23/2023	91282CFK2	UST 3.500% 09/15/2025	300,000.00	296,882.81	3,770.72	300,653.53	3.92%
Purchase	1/20/2023	1/23/2023	9128286X3	UST 2.125% 05/31/2026	300,000.00	284,753.91	945.74	285,699.65	3.75%
Purchase	1/20/2023	1/23/2023	912828U24	UST 2.000% 11/15/2026	300,000.00	282,128.91	1,143.65	283,272.56	3.69%
Purchase	1/20/2023	1/23/2023	9128283F5	UST 2.250% 11/15/2027	300,000.00	282,398.44	1,286.60	283,685.04	3.59%

TRANSACTION STATEMENT

As of January 31, 2023

Transaction Type	Trade Date	Settlement Date	CUSIP	Security Description	Par Value	Principal Amount	Purchased Interest	Total Cost	Yield at Cost
Purchase	1/20/2023	1/23/2023	91282CFH9	UST 3.125% 08/31/2027	300,000.00	294,117.19	3,755.18	297,872.37	3.59%
Purchase	1/20/2023	1/23/2023	9128282R0	UST 2.250% 08/15/2027	300,000.00	283,136.72	2,953.12	286,089.84	3.60%
Purchase	1/20/2023	1/23/2023	91282CFB2	UST 2.750% 07/31/2027	300,000.00	289,347.66	3,945.65	293,293.31	3.61%
Purchase	1/20/2023	1/23/2023	14912EPQ4	Caterpillar Financial Services Corporation 02/24/2023	250,000.00	249,022.22		249,022.22	4.42%
Purchase	1/20/2023	1/23/2023	21687BXH9	Cooperatieve Rabobank U.A. 10/17/2023	250,000.00	240,970.21		240,970.21	5.05%
Purchase	1/20/2023	1/23/2023	62479MUL5	MUFG Bank, Ltd. 07/20/2023	250,000.00	243,943.06		243,943.06	5.02%
Purchase	1/20/2023	1/23/2023	742651DW9	PEFCO 3.250% 06/15/2025	190,000.00	185,390.60	651.81	186,042.41	4.33%
Purchase	1/23/2023	1/24/2023	9128286S4	UST 2.375% 04/30/2026	300,000.00	286,816.41	1,673.00	288,489.41	3.82%
Purchase	1/23/2023	1/24/2023	9128287B0	UST 1.875% 06/30/2026	300,000.00	281,824.22	372.93	282,197.15	3.77%
Purchase	1/23/2023	1/24/2023	912828YQ7	UST 1.625% 10/31/2026	300,000.00	277,722.66	1,144.68	278,867.34	3.76%
Purchase	1/23/2023	1/24/2023	9128286F2	UST 2.500% 02/28/2026	300,000.00	288,011.72	3,024.86	291,036.58	3.88%
Purchase	1/23/2023	1/24/2023	9128286L9	UST 2.250% 03/31/2026	300,000.00	285,925.78	2,151.10	288,076.88	3.83%
Purchase	1/23/2023	1/24/2023	3130ALVL5	FHLB 0.910% 12/30/2025	350,000.00	318,304.00	1,008.58	319,312.58	4.22%
Purchase	1/23/2023	1/24/2023	3133EMUP5	FFCB 0.710% 04/01/2025	200,000.00	184,700.00	445.72	185,145.72	4.42%
Purchase	1/24/2023	1/24/2023	4497W1XL5	ING (U.S.) Funding LLC 10/20/2023	250,000.00	240,734.44		240,734.44	5.15%
Purchase	1/23/2023	1/24/2023	3133ENMH0	FFCB 1.600% 01/27/2026	158,000.00	146,086.80	1,242.94	147,329.74	4.30%
Purchase	1/24/2023	1/24/2023	22533UR62	Credit Agricole Corporate and Investment Bank 04/06/2023	250,000.00	247,715.00		247,715.00	4.61%
Purchase	1/24/2023	1/25/2023	912828D56	UST 2.375% 08/15/2024	265,000.00	256,811.91	2,787.72	259,599.63	4.45%

TRANSACTION STATEMENT

As of January 31, 2023



Transaction Type	Trade Date	Settlement Date	CUSIP	Security Description	Par Value	Principal Amount	Purchased Interest	Total Cost	Yield at Cost
Purchase	1/24/2023	1/25/2023	91282CFQ9	UST 4.375% 10/31/2024	255,000.00	255,239.06	2,650.38	257,889.44	4.32%
Purchase	1/24/2023	1/25/2023	3130AUHZ0	FHLB 4.715% 07/12/2024	200,000.00	200,418.00	340.53	200,758.53	4.56%
Purchase	1/24/2023	1/25/2023	3130ATUC9	FHLB 4.500% 12/12/2025	255,000.00	258,682.20	2,613.75	261,295.95	3.96%
Purchase	1/25/2023	1/26/2023	3130ASVW6	FHLB 3.250% 11/17/2023	195,000.00	193,011.00	1,214.68	194,225.68	5.01%
Purchase	1/25/2023	1/26/2023	3130ATUR6	FHLB 4.625% 12/13/2024	250,000.00	251,142.42	2,633.68	253,776.10	4.36%
Purchase	1/26/2023	1/26/2023	4497W1W10	ING (U.S.) Funding LLC 09/01/2023	250,000.00	242,536.53		242,536.53	5.08%
Purchase	1/25/2023	1/26/2023	3130AQRH8	FHLB 2.000% 02/25/2027	450,000.00	416,169.00	3,775.00	419,944.00	4.02%
Purchase	1/25/2023	1/26/2023	3133EN6N5	FFCB 4.250% 11/20/2024	250,000.00	249,599.00	177.08	249,776.08	4.35%
Purchase	1/20/2023	1/26/2023	3133EN6V7	FFCB 3.625% 04/26/2027	250,000.00	249,200.00		249,200.00	3.71%
Purchase	1/20/2023	1/26/2023	3133EN7A2	FFCB 3.625% 10/26/2026	300,000.00	298,398.00		298,398.00	3.78%
Purchase	1/26/2023	1/27/2023	3130AUPN8	FHLB 4.850% 02/15/2024	270,000.00	270,164.43	72.75	270,237.18	4.79%
Purchase	1/26/2023	1/27/2023	3130ATVC8	FHLB 4.875% 06/14/2024	315,000.00	315,677.25	3,412.50	319,089.75	4.70%
Purchase	1/27/2023	1/30/2023	8923A1XT3	Toyota Credit de Puerto Rico Corp. 10/27/2023	350,000.00	336,638.75		336,638.75	5.29%
Purchase	1/26/2023	1/30/2023	3133EN5N6	FFCB 4.000% 01/06/2028	350,000.00	355,623.10	933.33	356,556.43	3.64%
Purchase	1/30/2023	1/31/2023	912828J27	UST 2.000% 02/15/2025	200,000.00	191,312.50	1,836.96	193,149.46	4.24%
Purchase	1/30/2023	1/31/2023	91282CED9	UST 1.750% 03/15/2025	200,000.00	190,171.88	1,334.25	191,506.13	4.20%
Purchase	1/30/2023	1/31/2023	91282CEK3	UST 2.500% 04/30/2024	275,000.00	267,706.05	1,747.24	269,453.29	4.71%
Purchase	1/30/2023	1/31/2023	912828Y95	UST 1.875% 07/31/2026	285,000.00	266,831.25		266,831.25	3.84%
Purchase	1/30/2023	1/31/2023	7426M3S26	Private Export Funding Corporation 05/02/2023	450,000.00	444,699.25		444,699.25	4.72%

TRANSACTION STATEMENT

As of January 31, 2023



Transaction Type	Trade Date	Settlement Date	CUSIP	Security Description	Par Value	Principal Amount	Purchased Interest	Total Cost	Yield at Cost
Purchase	1/30/2023	1/31/2023	3134GXJJ4	FMCC 0.320% 06/28/2024	265,000.00	249,015.20	77.73	249,092.93	4.80%
Purchase	1/30/2023	1/31/2023	3130AULC6	FHLB 4.750% 01/17/2024	265,000.00	264,761.50	489.51	265,251.01	4.84%
Purchase	1/30/2023	1/31/2023	3130ANX39	FHLBANKS 0.50% 09/30/2026	195,000.00	174,950.10	487.50	175,437.60	4.24%
Purchase	1/30/2023	1/31/2023	3130ANQB9	FHLB 0.750% 08/26/2026	195,000.00	176,215.65	629.68	176,845.33	4.26%
Purchase	1/30/2023	1/31/2023	3130AKK21	FHLB 0.250% 12/08/2023	175,000.00	168,253.75	64.41	168,318.16	4.92%
Purchase	1/30/2023	1/31/2023	3130ATVE4	FHLB 4.500% 12/11/2026	215,000.00	219,549.40	2,257.50	221,806.90	3.90%
Purchase	1/30/2023	1/31/2023	62479MV18	MUFG Bank, Ltd. 08/01/2023	365,000.00	355,995.04		355,995.04	5.00%
Purchase	1/30/2023	1/31/2023	3130AQZL0	FHLB 2.200% 03/04/2027	285,000.00	264,589.73	2,560.25	267,149.98	4.12%
Purchase	1/30/2023	1/31/2023	3130ARMW8	FHLB 2.850% 04/28/2025	350,000.00	338,026.50	2,576.87	340,603.37	4.47%
Purchase	1/30/2023	1/31/2023	3130APGQ2	FHLB 0.875% 10/21/2025	395,000.00	360,342.70	960.07	361,302.77	4.33%
Purchase	1/30/2023	1/31/2023	3130AB3H7	FHLB 2.375% 03/08/2024	275,000.00	267,699.58	2,594.36	270,293.94	4.87%
Purchase	1/26/2023	1/31/2023	48133PDZ3	JPMorgan Chase Financial Company LLC 5.000% 02/29/2024	325,000.00	325,000.00		325,000.00	4.99%
Total					16,593,000.00	16,029,443.57	80,512.03	16,109,955.60	

Transaction Type	Payment Date	Settlement Date	CUSIP	Security Description	Interest Received
Interest/Dividends					
Interest/Dividends	1/27/2023	1/27/2023	3133ENMH0	FFCB 1.600% 01/27/2026	1,264.00
Interest/Dividends	1/31/2023	1/31/2023	91282CFB2	UST 2.750% 07/31/2027	4,125.00
Total					5,389.00

TRANSACTION STATEMENT

As of January 31, 2023



Transaction Type	Trade Date	Settlement Date	Transaction Description	Amount
Contribution				
Contribution	1/13/2023	1/13/2023	Cash In	18,000,000.00
Total				18,000,000.00

STATEMENT DISCLOSURE

As of January 31, 2023



Meeder provides monthly statements for its investment management clients to provide information about the investment portfolio. The information should not be used for audit or confirmation purposes. Please review your custodial statements and report any inaccuracies or discrepancies.

Certain information and data has been supplied by unaffiliated third parties. Although Meeder believes the information is reliable, it cannot warrant the accuracy of information offered by third parties. Market value may reflect prices received from pricing vendors when current market quotations are not available. Prices may not reflect firm bids or offers and may differ from the value at which the security can be sold.

Statements may include positions from unmanaged accounts provided for reporting purposes. Unmanaged accounts are managed directly by the client and are not included in the accounts managed by the investment adviser. This information is provided as a client convenience and the investment adviser assumes no responsibility for performance of these accounts or the accuracy of the data reported.

Investing involves risk. Past performance is no guarantee of future results. Debt and fixed income securities are subject to credit and interest rate risk. The investment return and principal value of an investment will fluctuate so that an investors shares, when redeemed, may be worth more or less than their original cost. Current performance may be lower or higher than the performance data quoted.

Meeder Investment Management is the global brand for the Meeder group of affiliated companies. Investment advisory services are provided through Meeder Public Funds, Inc. Please contact us if you would like to receive a copy of our current ADV disclosure brochure or privacy policy.



M E E D E R
PUBLIC FUNDS



Champaign County Combined Highway

Monthly Investment Report
January 31, 2023

Your Investment Representative:

Nick Vaccari

(614) 923-1152

nvaccari@meederinvestment.com

For questions about your account please contact your investment representative or contact publicfundsoperations@meederinvestment.com

Dublin, Ohio | Lansing, Michigan | Long Beach, California | Austin, Texas | 866-633-3371 | www.meederpublicfunds.com

PORTFOLIO SUMMARY

As of January 31, 2023



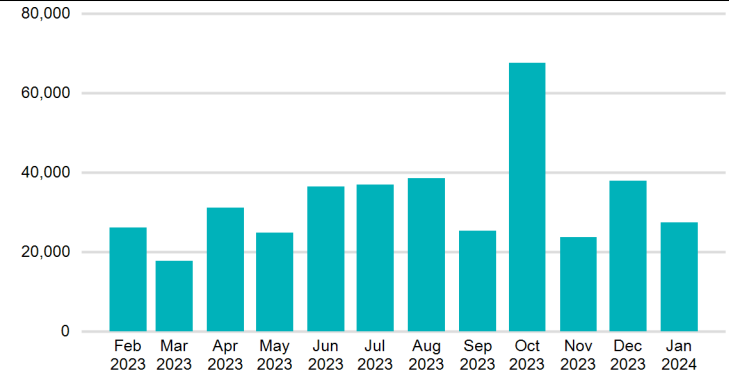
MONTHLY RECONCILIATION

Beginning Book Value	
Contributions	16,000,000.00
Withdrawals	
Realized Gains/Losses	
Purchased Interest	(68,688.88)
Gross Interest Earnings	5,253.00
Ending Book Value	15,936,564.12

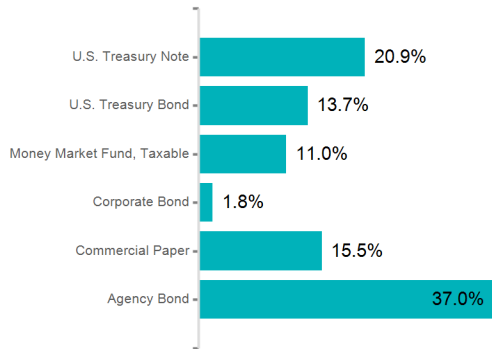
PORTFOLIO CHARACTERISTICS

Portfolio Yield to Maturity	4.23%
Portfolio Effective Duration	2.12 yrs
Weighted Average Maturity	2.27 yrs

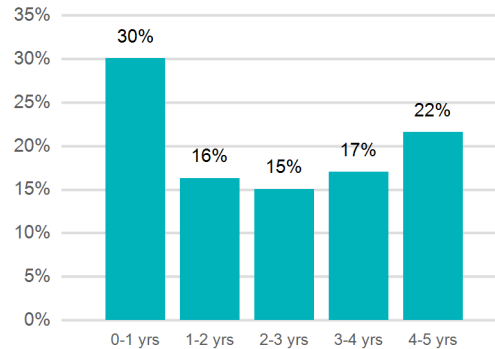
PROJECTED MONTHLY INCOME SCHEDULE



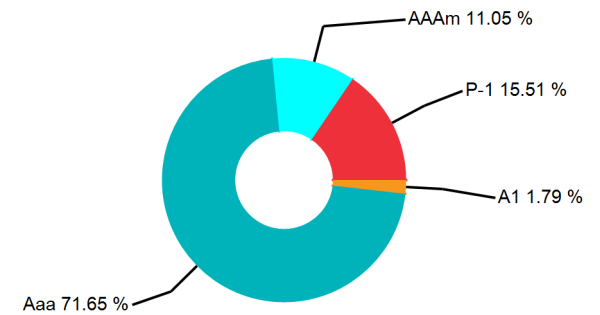
SECTOR ALLOCATION



MATURITY DISTRIBUTION



CREDIT QUALITY



Champaign County Combined Highway

PROJECTED INCOME SCHEDULE

As of January 31, 2023



CUSIP	SECURITY DESCRIPTION	Feb 2023	Mar 2023	Apr 2023	May 2023	Jun 2023	Jul 2023	Aug 2023	Sep 2023	Oct 2023	Nov 2023	Dec 2023	Jan 2024
14912EPQ4	Caterpillar Financial Services Corporation 02/24/2023	978											
14913R2Z9	Caterpillar Financial Services Corporation 3.650% 08/12/2025	11,498						11,498					
21687BXH9	Cooperatieve Rabobank U.A. 10/17/2023									9,030			
22533UR62	Credit Agricole Corporate and Investment Bank 04/06/2023			2,285									
24422EWJ4	John Deere Capital Corporation 4.050% 09/08/2025		11,138						11,138				
3130AB3H7	FHLB 2.375% 03/08/2024		2,850						2,850				
3130AKK21	FHLB 0.250% 12/08/2023					194						6,169	
3130ALVL5	FHLB 0.910% 12/30/2025		1,433						1,433				
3130ANQB9	FHLB 0.750% 08/26/2026	656						656					
3130ANX39	FHLBANKS 0.50% 09/30/2026		438						438				
3130APGQ2	FHLB 0.875% 10/21/2025			1,553						1,553			
3130AQRH8	FHLB 2.000% 02/25/2027	4,050						4,050					
3130AQZL0	FHLB 2.200% 03/04/2027		2,750						2,750				
3130ARMW8	FHLB 2.850% 04/28/2025			4,489						4,489			
3130ASVW6	FHLB 3.250% 11/17/2023	1,422			1,531			1,641			3,535		
3130ATUC9	FHLB 4.500% 12/12/2025					6,159						5,063	
3130ATUR6	FHLB 4.625% 12/13/2024					6,330						5,203	
3130ATVC8	FHLB 4.875% 06/14/2024					8,228						6,825	
3130ATVE4	FHLB 4.500% 12/11/2026					5,350						4,500	
3130AUHZ0	FHLB 4.715% 07/12/2024						4,244						4,244
3130AULC6	FHLB 4.750% 01/17/2024						5,581						5,793
3130AUPN8	FHLB 4.850% 02/15/2024	647						5,820					

Champaign County Combined Highway

PROJECTED INCOME SCHEDULE

As of January 31, 2023



CUSIP	SECURITY DESCRIPTION	Feb 2023	Mar 2023	Apr 2023	May 2023	Jun 2023	Jul 2023	Aug 2023	Sep 2023	Oct 2023	Nov 2023	Dec 2023	Jan 2024
3133EMUP5	FFCB 0.710% 04/01/2025			976						976			
3133EN5N6	FFCB 4.000% 01/06/2028						6,300						6,300
3133EN6N5	FFCB 4.250% 11/20/2024				3,188						4,781		
3133EN6V7	FFCB 3.625% 04/26/2027			2,719						5,438			
3133EN7A2	FFCB 3.625% 10/26/2026			2,719						5,438			
3133EN7J3	FFCB 3.875% 02/02/2026							12,206					
3133ENMH0	FFCB 1.600% 01/27/2026						1,128						1,128
3134GXJJ4	FMCC 0.320% 06/28/2024					376						376	
4497W1W10	ING (U.S.) Funding LLC 09/01/2023								7,463				
4497W1XL5	ING (U.S.) Funding LLC 10/20/2023									9,266			
48133PDZ3	JPMorgan Chase Financial Company LLC 5.000% 02/29/2024						7,125			3,563			3,563
62479MUL5	MUFG Bank, Ltd. 07/20/2023						6,057						
62479MV18	MUFG Bank, Ltd. 08/01/2023							8,018					
742651DW9	PEFCO 3.250% 06/15/2025					2,763						2,763	
7426M3S26	Private Export Funding Corporation 05/02/2023				4,712								
89236TKG9	Toyota Motor Credit Corporation 4.400% 09/20/2024		10,560						10,560				
8923A1XT3	Toyota Credit de Puerto Rico Corp. 10/27/2023									11,453			
90331HPL1	U.S. Bank National Association 2.050% 01/21/2025						5,125						5,125
9128282R0	UST 2.250% 08/15/2027	3,375						3,375					
9128283F5	UST 2.250% 11/15/2027				3,375						3,375		
9128285C0	UST 3.000% 09/30/2025		3,375						3,375				

Champaign County Combined Highway

PROJECTED INCOME SCHEDULE

As of January 31, 2023



CUSIP	SECURITY DESCRIPTION	Feb 2023	Mar 2023	Apr 2023	May 2023	Jun 2023	Jul 2023	Aug 2023	Sep 2023	Oct 2023	Nov 2023	Dec 2023	Jan 2024
9128286F2	UST 2.500% 02/28/2026	3,125						3,125					
9128286L9	UST 2.250% 03/31/2026		2,813						2,813				
9128286S4	UST 2.375% 04/30/2026			2,969						2,969			
9128286X3	UST 2.125% 05/31/2026				2,656						2,656		
9128287B0	UST 1.875% 06/30/2026					2,344						2,344	
912828D56	UST 2.375% 08/15/2024	2,969						2,969					
912828U24	UST 2.000% 11/15/2026				2,500						2,500		
912828X88	UST 2.375% 05/15/2027				2,969						2,969		
912828Y95	UST 1.875% 07/31/2026						2,391						2,391
912828YQ7	UST 1.625% 10/31/2026			2,031						2,031			
91282CEK3	UST 2.500% 04/30/2024			3,063						3,063			
91282CEN7	UST 2.750% 04/30/2027			3,438						3,438			
91282CET4	UST 2.625% 05/31/2027				3,938						3,938		
91282CEW7	UST 3.250% 06/30/2027					4,713						4,713	
91282CFB2	UST 2.750% 07/31/2027						4,125						4,125
91282CFE6	UST 3.125% 08/15/2025	3,906						3,906					
91282CFH9	UST 3.125% 08/31/2027	5,078						5,078					
91282CFK2	UST 3.500% 09/15/2025		4,200						4,200				
91282CFQ9	UST 4.375% 10/31/2024			4,922						4,922			
TOTAL		37,703	39,556	31,163	24,868	36,456	42,075	62,342	47,019	67,625	23,754	37,954	32,667

Champaign County Combined Highway

POSITION STATEMENT

As of January 31, 2023



CUSIP	Security Description	Trade Date/ Settlement Date	Par Value	Principal Cost/ Purchased Interest	Total Cost	Yield at Cost	Maturity/ Duration	Market Price/ Market Value	Unrealized Gain/ (Loss)	% of Assets	Moody's/ S&P Rating
Cash and Cash Equivalents											
31846V567	First American Funds, Inc.	1/31/2023 1/31/2023	\$1,757,089.19	\$1,757,089.19	\$1,757,089.19	4.10%	0.003 0.003	\$1.00 \$1,757,089.19	\$0.00	11.05%	AAAm
SubTotal			\$1,757,089.19	\$1,757,089.19	\$1,757,089.19	4.10%		\$1,757,089.19	\$0.00	11.05%	
Agency Bond											
3130ASVW6	FHLB 3.250% 11/17/2023	1/25/2023 1/26/2023	\$175,000.00	\$173,215.00 \$1,090.11	\$174,305.11	5.01%	0.795 0.741	\$98.95 \$173,166.00	(\$49.00)	1.09%	Aaa AA+
3130AKK21	FHLB 0.250% 12/08/2023	1/30/2023 1/31/2023	\$155,000.00	\$149,024.75 \$57.05	\$149,081.80	4.92%	0.852 0.833	\$96.16 \$149,048.00	\$23.25	0.94%	Aaa AA+
3130AULC6	FHLB 4.750% 01/17/2024	1/30/2023 1/31/2023	\$235,000.00	\$234,788.50 \$434.10	\$235,222.60	4.84%	0.962 0.929	\$99.93 \$234,828.45	\$39.95	1.48%	Aaa AA+
3130AUPN8	FHLB 4.850% 02/15/2024	1/26/2023 1/27/2023	\$240,000.00	\$240,146.16 \$64.67	\$240,210.83	4.79%	1.041 1.004	\$100.02 \$240,040.80	(\$105.36)	1.51%	Aaa AA+
3130AB3H7	FHLB 2.375% 03/08/2024	1/30/2023 1/31/2023	\$240,000.00	\$233,628.72 \$2,264.17	\$235,892.89	4.87%	1.101 1.059	\$97.34 \$233,616.00	(\$12.72)	1.47%	Aaa AA+
3130ATVC8	FHLB 4.875% 06/14/2024	1/26/2023 1/27/2023	\$280,000.00	\$280,602.00 \$3,033.33	\$283,635.33	4.70%	1.370 1.300	\$100.12 \$280,341.60	(\$260.40)	1.76%	Aaa AA+
3134GXJJ4	FMCC 0.320% 06/28/2024	1/30/2023 1/31/2023	\$235,000.00	\$220,824.80 \$68.93	\$220,893.73	4.80%	1.408 1.374	\$93.98 \$220,850.65	\$25.85	1.39%	Aaa AA+
3130AUHZ0	FHLB 4.715% 07/12/2024	1/24/2023 1/25/2023	\$180,000.00	\$180,376.20 \$306.47	\$180,682.67	4.56%	1.447 1.381	\$100.08 \$180,149.40	(\$226.80)	1.13%	Aaa AA+
3133EN6N5	FFCB 4.250% 11/20/2024	1/25/2023 1/26/2023	\$225,000.00	\$224,639.10 \$159.38	\$224,798.48	4.35%	1.805 1.716	\$99.61 \$224,113.50	(\$525.60)	1.41%	Aaa AA+
3130ATUR6	FHLB 4.625% 12/13/2024	1/25/2023 1/26/2023	\$225,000.00	\$226,028.18 \$2,370.31	\$228,398.49	4.36%	1.868 1.755	\$100.19 \$225,432.00	(\$596.18)	1.42%	Aaa AA+
3133EMUP5	FFCB 0.710% 04/01/2025	1/23/2023 1/24/2023	\$275,000.00	\$253,962.50 \$612.87	\$254,575.37	4.42%	2.167 2.096	\$92.23 \$253,635.25	(\$327.25)	1.59%	Aaa AA+
3130ARMW8	FHLB 2.850% 04/28/2025	1/30/2023 1/31/2023	\$315,000.00	\$304,223.85 \$2,319.19	\$306,543.04	4.47%	2.241 2.118	\$96.62 \$304,365.60	\$141.75	1.91%	Aaa AA+
742651DW9	PEFCO 3.250% 06/15/2025	1/20/2023 1/23/2023	\$170,000.00	\$165,875.80 \$583.19	\$166,458.99	4.33%	2.373 2.240	\$96.98 \$164,872.80	(\$1,003.00)	1.04%	Aaa AA+
3130APGQ2	FHLB 0.875% 10/21/2025	1/30/2023 1/31/2023	\$355,000.00	\$323,852.30 \$862.85	\$324,715.15	4.33%	2.723 2.613	\$91.22 \$323,820.35	(\$31.95)	2.04%	Aaa AA+

Champaign County Combined Highway

POSITION STATEMENT

As of January 31, 2023



CUSIP	Security Description	Trade Date/ Settlement Date	Par Value	Principal Cost/ Purchased Interest	Total Cost	Yield at Cost	Maturity/ Duration	Market Price/ Market Value	Unrealized Gain/ (Loss)	% of Assets	Moody's/ S&P Rating
3130ATUC9	FHLB 4.500% 12/12/2025	1/24/2023 1/25/2023	\$225,000.00	\$228,249.00 \$2,306.25	\$230,555.25	3.96%	2.866 2.640	\$101.13 \$227,547.00	(\$702.00)	1.43%	Aaa AA+
3130ALVL5	FHLB 0.910% 12/30/2025	1/23/2023 1/24/2023	\$315,000.00	\$286,473.60 \$907.73	\$287,381.33	4.22%	2.915 2.785	\$90.72 \$285,755.40	(\$718.20)	1.80%	Aaa AA+
3133ENMH0	FFCB 1.600% 01/27/2026	1/23/2023 1/24/2023	\$141,000.00	\$130,368.60	\$130,368.60	4.30%	2.992 2.792	\$92.22 \$130,030.20	(\$338.40)	0.82%	Aaa AA+
3130ANQB9	FHLB 0.750% 08/26/2026	1/30/2023 1/31/2023	\$175,000.00	\$158,142.25 \$565.11	\$158,707.36	4.26%	3.570 3.292	\$90.38 \$158,156.25	\$14.00	0.99%	Aaa AA+
3130ANX39	FHLBANKS 0.50% 09/30/2026	1/30/2023 1/31/2023	\$175,000.00	\$157,006.50 \$437.50	\$157,444.00	4.24%	3.666 3.398	\$89.72 \$157,017.00	\$10.50	0.99%	Aaa AA+
3133EN7A2	FFCB 3.625% 10/26/2026	1/20/2023 1/26/2023	\$300,000.00	\$298,398.00	\$298,398.00	3.78%	3.737 3.454	\$98.98 \$296,931.00	(\$1,467.00)	1.87%	Aaa AA+
3130ATVE4	FHLB 4.500% 12/11/2026	1/30/2023 1/31/2023	\$200,000.00	\$204,232.00 \$2,100.00	\$206,332.00	3.90%	3.863 3.487	\$102.09 \$204,182.00	(\$50.00)	1.28%	Aaa AA+
3130AQRH8	FHLB 2.000% 02/25/2027	1/25/2023 1/26/2023	\$405,000.00	\$374,552.10 \$3,397.50	\$377,949.60	4.02%	4.071 3.532	\$91.85 \$372,008.70	(\$2,543.40)	2.34%	Aaa AA+
3130AQZL0	FHLB 2.200% 03/04/2027	1/30/2023 1/31/2023	\$250,000.00	\$232,096.25 \$2,245.83	\$234,342.08	4.12%	4.090 3.432	\$92.85 \$232,112.50	\$16.25	1.46%	Aaa AA+
3133EN6V7	FFCB 3.625% 04/26/2027	1/20/2023 1/26/2023	\$300,000.00	\$299,040.00	\$299,040.00	3.71%	4.236 3.879	\$98.89 \$296,658.00	(\$2,382.00)	1.87%	Aaa AA+
3133EN5N6	FFCB 4.000% 01/06/2028	1/26/2023 1/30/2023	\$315,000.00	\$320,060.79 \$840.00	\$320,900.79	3.64%	4.934 4.428	\$101.02 \$318,213.00	(\$1,847.79)	2.00%	Aaa AA+
SubTotal			\$6,106,000.00	\$5,899,806.95 \$27,026.54	\$5,926,833.49	4.32%		\$5,886,891.45	(\$12,915.50)	37.02%	

Commercial Paper

14912EPQ4	Caterpillar Financial Services Corporation 02/24/2023	1/20/2023 1/23/2023	\$250,000.00	\$249,022.22	\$249,022.22	4.42%	0.066 0.067	\$99.70 \$249,247.50	\$225.28	1.57%	P-1 A-1
22533UR62	Credit Agricole Corporate and Investment Bank 04/06/2023	1/24/2023 1/24/2023	\$250,000.00	\$247,715.00	\$247,715.00	4.61%	0.178 0.176	\$99.14 \$247,860.00	\$145.00	1.56%	P-1 A-1
7426M3S26	Private Export Funding Corporation 05/02/2023	1/30/2023 1/31/2023	\$400,000.00	\$395,288.22	\$395,288.22	4.72%	0.249 0.246	\$98.78 \$395,108.00	(\$180.22)	2.48%	P-1 NR
62479MUL5	MUFG Bank, Ltd. 07/20/2023	1/20/2023 1/23/2023	\$250,000.00	\$243,943.06	\$243,943.06	5.02%	0.466 0.475	\$97.65 \$244,120.00	\$176.94	1.53%	P-1 A-1

Champaign County Combined Highway

POSITION STATEMENT

As of January 31, 2023



CUSIP	Security Description	Trade Date/ Settlement Date	Par Value	Principal Cost/ Purchased Interest	Total Cost	Yield at Cost	Maturity/ Duration	Market Price/ Market Value	Unrealized Gain/ (Loss)	% of Assets	Moody's/ S&P Rating
62479MV18	MUFG Bank, Ltd. 08/01/2023	1/30/2023 1/31/2023	\$325,000.00	\$316,981.89	\$316,981.89	5.00%	0.499 0.488	\$97.46 \$316,751.50	(\$230.39)	1.99%	P-1 A-1
4497W1W10	ING (U.S.) Funding LLC 09/01/2023	1/26/2023 1/26/2023	\$250,000.00	\$242,536.53	\$242,536.53	5.08%	0.584 0.570	\$97.01 \$242,530.00	(\$6.53)	1.52%	P-1 A-1
21687BXH9	Cooperatieve Rabobank U.A. 10/17/2023	1/20/2023 1/23/2023	\$250,000.00	\$240,970.21	\$240,970.21	5.05%	0.710 0.693	\$96.37 \$240,917.50	(\$52.71)	1.51%	P-1 A-1
4497W1XL5	ING (U.S.) Funding LLC 10/20/2023	1/24/2023 1/24/2023	\$250,000.00	\$240,734.44	\$240,734.44	5.15%	0.718 0.701	\$96.33 \$240,812.50	\$78.06	1.51%	P-1 A-1
8923A1XT3	Toyota Credit de Puerto Rico Corp. 10/27/2023	1/27/2023 1/30/2023	\$300,000.00	\$288,547.50	\$288,547.50	5.29%	0.737 0.720	\$96.23 \$288,681.00	\$133.50	1.82%	P-1 A-1+
SubTotal			\$2,525,000.00	\$2,465,739.07	\$2,465,739.07	4.92%		\$2,466,028.00	\$288.93	15.51%	

Corporate Bond

48133PDZ3	JPMorgan Chase Financial Company LLC 5.000% 02/29/2024	1/26/2023 1/31/2023	\$285,000.00	\$285,000.00	\$285,000.00	4.99%	1.079 1.061	\$100.00 \$285,000.00	\$0.00	1.79%	A1 A-
SubTotal			\$285,000.00	\$285,000.00	\$285,000.00	4.99%		\$285,000.00	\$0.00	1.79%	

U.S. Treasury Bond

91282CEK3	UST 2.500% 04/30/2024	1/30/2023 1/31/2023	\$245,000.00	\$238,501.76 \$1,556.63	\$240,058.39	4.71%	1.247 1.230	\$97.32 \$238,443.80	(\$57.96)	1.50%	Aaa AA+
912828D56	UST 2.375% 08/15/2024	1/24/2023 1/25/2023	\$250,000.00	\$242,275.39 \$2,629.92	\$244,905.31	4.45%	1.540 1.471	\$96.79 \$241,982.50	(\$292.89)	1.52%	Aaa AA+
9128286F2	UST 2.500% 02/28/2026	1/23/2023 1/24/2023	\$250,000.00	\$240,009.77 \$2,520.72	\$242,530.49	3.88%	3.079 2.889	\$95.79 \$239,472.50	(\$537.27)	1.51%	Aaa AA+
9128286L9	UST 2.250% 03/31/2026	1/23/2023 1/24/2023	\$250,000.00	\$238,271.48 \$1,792.58	\$240,064.06	3.83%	3.164 2.985	\$95.10 \$237,755.00	(\$516.48)	1.49%	Aaa AA+
9128286S4	UST 2.375% 04/30/2026	1/23/2023 1/24/2023	\$250,000.00	\$239,013.67 \$1,394.16	\$240,407.83	3.82%	3.247 3.060	\$95.41 \$238,515.00	(\$498.67)	1.50%	Aaa AA+
9128286X3	UST 2.125% 05/31/2026	1/20/2023 1/23/2023	\$250,000.00	\$237,294.92 \$788.12	\$238,083.04	3.75%	3.332 3.155	\$94.52 \$236,290.00	(\$1,004.92)	1.49%	Aaa AA+
9128287B0	UST 1.875% 06/30/2026	1/23/2023 1/24/2023	\$250,000.00	\$234,853.52 \$310.77	\$235,164.29	3.77%	3.414 3.248	\$93.72 \$234,287.50	(\$566.02)	1.47%	Aaa AA+

Champaign County Combined Highway

POSITION STATEMENT

As of January 31, 2023



CUSIP	Security Description	Trade Date/ Settlement Date	Par Value	Principal Cost/ Purchased Interest	Total Cost	Yield at Cost	Maturity/ Duration	Market Price/ Market Value	Unrealized Gain/ (Loss)	% of Assets	Moody's/ S&P Rating
912828Y95	UST 1.875% 07/31/2026	1/30/2023 1/31/2023	\$255,000.00	\$238,743.75	\$238,743.75	3.84%	3.499 3.298	\$93.57 \$238,603.50	(\$140.25)	1.50%	Aaa AA+
9128283F5	UST 2.250% 11/15/2027	1/20/2023 1/23/2023	\$300,000.00	\$282,398.44 \$1,286.60	\$283,685.04	3.59%	4.792 4.448	\$93.61 \$280,839.00	(\$1,559.44)	1.77%	Aaa AA+
SubTotal			\$2,300,000.00	\$2,191,362.70 \$12,279.50	\$2,203,642.20	3.95%		\$2,186,188.80	(\$5,173.90)	13.75%	
U.S. Treasury Note											
91282CFQ9	UST 4.375% 10/31/2024	1/24/2023 1/25/2023	\$225,000.00	\$225,210.94 \$2,338.57	\$227,549.51	4.32%	1.751 1.652	\$99.91 \$224,806.50	(\$404.44)	1.41%	Aaa AA+
91282CFE6	UST 3.125% 08/15/2025	1/20/2023 1/23/2023	\$250,000.00	\$245,019.53 \$3,417.97	\$248,437.50	3.95%	2.540 2.376	\$97.70 \$244,247.50	(\$772.03)	1.54%	Aaa AA+
91282CFK2	UST 3.500% 09/15/2025	1/20/2023 1/23/2023	\$240,000.00	\$237,506.25 \$3,016.58	\$240,522.83	3.92%	2.625 2.447	\$98.65 \$236,755.20	(\$751.05)	1.49%	Aaa AA+
9128285C0	UST 3.000% 09/30/2025	1/20/2023 1/23/2023	\$225,000.00	\$219,805.66 \$2,132.56	\$221,938.22	3.91%	2.666 2.503	\$97.34 \$219,006.00	(\$799.66)	1.38%	Aaa AA+
912828YQ7	UST 1.625% 10/31/2026	1/23/2023 1/24/2023	\$250,000.00	\$231,435.55 \$953.91	\$232,389.46	3.76%	3.751 3.561	\$92.34 \$230,860.00	(\$575.55)	1.45%	Aaa AA+
912828U24	UST 2.000% 11/15/2026	1/20/2023 1/23/2023	\$250,000.00	\$235,107.42 \$953.04	\$236,060.46	3.69%	3.792 3.577	\$93.55 \$233,877.50	(\$1,229.92)	1.47%	Aaa AA+
91282CEN7	UST 2.750% 04/30/2027	1/20/2023 1/23/2023	\$250,000.00	\$241,279.30 \$1,595.30	\$242,874.60	3.64%	4.247 4.006	\$95.99 \$239,980.00	(\$1,299.30)	1.51%	Aaa AA+
912828X88	UST 2.375% 05/15/2027	1/20/2023 1/23/2023	\$250,000.00	\$237,519.53 \$1,131.73	\$238,651.26	3.64%	4.288 3.994	\$94.51 \$236,270.00	(\$1,249.53)	1.49%	Aaa AA+
91282CET4	UST 2.625% 05/31/2027	1/20/2023 1/23/2023	\$300,000.00	\$288,000.00 \$1,168.27	\$289,168.27	3.63%	4.332 4.017	\$95.49 \$286,464.00	(\$1,536.00)	1.80%	Aaa AA+
91282CEW7	UST 3.250% 06/30/2027	1/20/2023 1/23/2023	\$290,000.00	\$285,570.70 \$598.82	\$286,169.52	3.63%	4.414 4.052	\$97.96 \$284,086.90	(\$1,483.80)	1.79%	Aaa AA+
91282CFB2	UST 2.750% 07/31/2027	1/20/2023 1/23/2023	\$300,000.00	\$289,347.66	\$289,347.66	3.61%	4.499 4.113	\$95.93 \$287,778.00	(\$1,569.66)	1.81%	Aaa AA+
9128282R0	UST 2.250% 08/15/2027	1/20/2023 1/23/2023	\$300,000.00	\$283,136.72 \$2,953.13	\$286,089.85	3.60%	4.540 4.201	\$93.87 \$281,601.00	(\$1,535.72)	1.77%	Aaa AA+

POSITION STATEMENT

As of January 31, 2023



CUSIP	Security Description	Trade Date/ Settlement Date	Par Value	Principal Cost/ Purchased Interest	Total Cost	Yield at Cost	Maturity/ Duration	Market Price/ Market Value	Unrealized Gain/ (Loss)	% of Assets	Moody's/ S&P Rating
91282CFH9	UST 3.125% 08/31/2027	1/20/2023 1/23/2023	\$325,000.00	\$318,626.95 \$4,068.11	\$322,695.06	3.59%	4.584 4.162	\$97.50 \$316,862.00	(\$1,764.95)	1.99%	Aaa AA+
SubTotal			\$3,455,000.00	\$3,337,566.21 \$24,327.99	\$3,361,894.20	3.74%		\$3,322,594.60	(\$14,971.61)	20.89%	
Grand Total			\$16,428,089.19	\$15,936,564.12 \$63,634.03	\$16,000,198.15	4.23%		\$15,903,792.04	(\$32,772.08)	100.00%	

Champaign County Combined Highway

TRANSACTION STATEMENT

As of January 31, 2023



Transaction Type	Trade Date	Settlement Date	CUSIP	Security Description	Par Value	Principal Amount	Purchased Interest	Total Cost	Yield at Cost
Pending Purchase									
Pending Purchase	1/30/2023	2/1/2023	24422EWJ4	John Deere Capital Corporation 4.050% 09/08/2025	275,000.00	272,327.00	4,424.06	276,751.06	4.45%
Pending Purchase	1/30/2023	2/1/2023	14913R2Z9	Caterpillar Financial Services Corporation 3.650% 08/12/2025	315,000.00	308,700.00	5,397.44	314,097.44	4.49%
Pending Purchase	1/30/2023	2/1/2023	90331HPL1	U.S. Bank National Association 2.050% 01/21/2025	250,000.00	238,895.00	142.37	239,037.37	4.43%
Pending Purchase	1/30/2023	2/1/2023	89236TKG9	Toyota Motor Credit Corporation 4.400% 09/20/2024	240,000.00	238,807.20	3,842.67	242,649.87	4.72%
Pending Purchase	1/24/2023	2/2/2023	3133EN7J3	FFCB 3.875% 02/02/2026	315,000.00	314,098.47		314,098.47	3.98%
Total					1,395,000.00	1,372,827.67	13,806.54	1,386,634.21	

Purchase									
Purchase	1/20/2023	1/23/2023	91282CEW7	UST 3.250% 06/30/2027	290,000.00	285,570.70	598.82	286,169.52	3.63%
Purchase	1/20/2023	1/23/2023	91282CET4	UST 2.625% 05/31/2027	300,000.00	288,000.00	1,168.27	289,168.27	3.63%
Purchase	1/20/2023	1/23/2023	91282CEN7	UST 2.750% 04/30/2027	250,000.00	241,279.30	1,595.30	242,874.60	3.64%
Purchase	1/20/2023	1/23/2023	912828X88	UST 2.375% 05/15/2027	250,000.00	237,519.53	1,131.73	238,651.26	3.64%
Purchase	1/20/2023	1/23/2023	9128285C0	UST 3.000% 09/30/2025	225,000.00	219,805.66	2,132.56	221,938.22	3.91%
Purchase	1/20/2023	1/23/2023	91282CFE6	UST 3.125% 08/15/2025	250,000.00	245,019.53	3,417.97	248,437.50	3.95%
Purchase	1/20/2023	1/23/2023	91282CFK2	UST 3.500% 09/15/2025	240,000.00	237,506.25	3,016.58	240,522.83	3.92%
Purchase	1/20/2023	1/23/2023	9128286X3	UST 2.125% 05/31/2026	250,000.00	237,294.92	788.12	238,083.04	3.75%
Purchase	1/20/2023	1/23/2023	912828U24	UST 2.000% 11/15/2026	250,000.00	235,107.42	953.04	236,060.46	3.69%
Purchase	1/20/2023	1/23/2023	9128283F5	UST 2.250% 11/15/2027	300,000.00	282,398.44	1,286.60	283,685.04	3.59%

Champaign County Combined Highway

TRANSACTION STATEMENT

As of January 31, 2023



Transaction Type	Trade Date	Settlement Date	CUSIP	Security Description	Par Value	Principal Amount	Purchased Interest	Total Cost	Yield at Cost
Purchase	1/20/2023	1/23/2023	91282CFH9	UST 3.125% 08/31/2027	325,000.00	318,626.95	4,068.11	322,695.06	3.59%
Purchase	1/20/2023	1/23/2023	9128282R0	UST 2.250% 08/15/2027	300,000.00	283,136.72	2,953.13	286,089.85	3.60%
Purchase	1/20/2023	1/23/2023	91282CFB2	UST 2.750% 07/31/2027	300,000.00	289,347.66	3,945.65	293,293.31	3.61%
Purchase	1/20/2023	1/23/2023	14912EPQ4	Caterpillar Financial Services Corporation 02/24/2023	250,000.00	249,022.22		249,022.22	4.42%
Purchase	1/20/2023	1/23/2023	742651DW9	PEFCO 3.250% 06/15/2025	170,000.00	165,875.80	583.19	166,458.99	4.33%
Purchase	1/20/2023	1/23/2023	21687BXH9	Cooperatieve Rabobank U.A. 10/17/2023	250,000.00	240,970.21		240,970.21	5.05%
Purchase	1/20/2023	1/23/2023	62479MUL5	MUFG Bank, Ltd. 07/20/2023	250,000.00	243,943.06		243,943.06	5.02%
Purchase	1/23/2023	1/24/2023	9128286S4	UST 2.375% 04/30/2026	250,000.00	239,013.67	1,394.16	240,407.83	3.82%
Purchase	1/23/2023	1/24/2023	9128287B0	UST 1.875% 06/30/2026	250,000.00	234,853.52	310.77	235,164.29	3.77%
Purchase	1/23/2023	1/24/2023	912828YQ7	UST 1.625% 10/31/2026	250,000.00	231,435.55	953.91	232,389.46	3.76%
Purchase	1/23/2023	1/24/2023	9128286F2	UST 2.500% 02/28/2026	250,000.00	240,009.77	2,520.72	242,530.49	3.88%
Purchase	1/23/2023	1/24/2023	9128286L9	UST 2.250% 03/31/2026	250,000.00	238,271.48	1,792.58	240,064.06	3.83%
Purchase	1/23/2023	1/24/2023	3133ENMH0	FFCB 1.600% 01/27/2026	141,000.00	130,368.60	1,109.20	131,477.80	4.30%
Purchase	1/24/2023	1/24/2023	22533UR62	Credit Agricole Corporate and Investment Bank 04/06/2023	250,000.00	247,715.00		247,715.00	4.61%
Purchase	1/23/2023	1/24/2023	3130ALVL5	FHLB 0.910% 12/30/2025	315,000.00	286,473.60	907.73	287,381.33	4.22%
Purchase	1/23/2023	1/24/2023	3133EMUP5	FFCB 0.710% 04/01/2025	275,000.00	253,962.50	612.87	254,575.37	4.42%
Purchase	1/24/2023	1/24/2023	4497W1XL5	ING (U.S.) Funding LLC 10/20/2023	250,000.00	240,734.44		240,734.44	5.15%
Purchase	1/24/2023	1/25/2023	912828D56	UST 2.375% 08/15/2024	250,000.00	242,275.39	2,629.92	244,905.31	4.45%

Champaign County Combined Highway

TRANSACTION STATEMENT

As of January 31, 2023



Transaction Type	Trade Date	Settlement Date	CUSIP	Security Description	Par Value	Principal Amount	Purchased Interest	Total Cost	Yield at Cost
Purchase	1/24/2023	1/25/2023	91282CFQ9	UST 4.375% 10/31/2024	225,000.00	225,210.94	2,338.57	227,549.51	4.32%
Purchase	1/24/2023	1/25/2023	3130AUHZ0	FHLB 4.715% 07/12/2024	180,000.00	180,376.20	306.47	180,682.67	4.56%
Purchase	1/24/2023	1/25/2023	3130ATUC9	FHLB 4.500% 12/12/2025	225,000.00	228,249.00	2,306.25	230,555.25	3.96%
Purchase	1/25/2023	1/26/2023	3133EN6N5	FFCB 4.250% 11/20/2024	225,000.00	224,639.10	159.38	224,798.48	4.35%
Purchase	1/20/2023	1/26/2023	3133EN6V7	FFCB 3.625% 04/26/2027	300,000.00	299,040.00		299,040.00	3.71%
Purchase	1/20/2023	1/26/2023	3133EN7A2	FFCB 3.625% 10/26/2026	300,000.00	298,398.00		298,398.00	3.78%
Purchase	1/25/2023	1/26/2023	3130ASVW6	FHLB 3.250% 11/17/2023	175,000.00	173,215.00	1,090.11	174,305.11	5.01%
Purchase	1/25/2023	1/26/2023	3130ATUR6	FHLB 4.625% 12/13/2024	225,000.00	226,028.18	2,370.31	228,398.49	4.36%
Purchase	1/26/2023	1/26/2023	4497W1W10	ING (U.S.) Funding LLC 09/01/2023	250,000.00	242,536.53		242,536.53	5.08%
Purchase	1/25/2023	1/26/2023	3130AQRH8	FHLB 2.000% 02/25/2027	405,000.00	374,552.10	3,397.50	377,949.60	4.02%
Purchase	1/26/2023	1/27/2023	3130AUPN8	FHLB 4.850% 02/15/2024	240,000.00	240,146.16	64.67	240,210.83	4.79%
Purchase	1/26/2023	1/27/2023	3130ATVC8	FHLB 4.875% 06/14/2024	280,000.00	280,602.00	3,033.33	283,635.33	4.70%
Purchase	1/26/2023	1/30/2023	3133EN5N6	FFCB 4.000% 01/06/2028	315,000.00	320,060.79	840.00	320,900.79	3.64%
Purchase	1/27/2023	1/30/2023	8923A1XT3	Toyota Credit de Puerto Rico Corp. 10/27/2023	300,000.00	288,547.50		288,547.50	5.29%
Purchase	1/30/2023	1/31/2023	91282CEK3	UST 2.500% 04/30/2024	245,000.00	238,501.76	1,556.63	240,058.39	4.71%
Purchase	1/30/2023	1/31/2023	912828Y95	UST 1.875% 07/31/2026	255,000.00	238,743.75		238,743.75	3.84%
Purchase	1/30/2023	1/31/2023	7426M3S26	Private Export Funding Corporation 05/02/2023	400,000.00	395,288.22		395,288.22	4.72%
Purchase	1/26/2023	1/31/2023	48133PDZ3	JPMorgan Chase Financial Company LLC 5.000% 02/29/2024	285,000.00	285,000.00		285,000.00	4.99%
Purchase	1/30/2023	1/31/2023	3134GXJJ4	FMCC 0.320% 06/28/2024	235,000.00	220,824.80	68.93	220,893.73	4.80%

Champaign County Combined Highway

TRANSACTION STATEMENT

As of January 31, 2023



Transaction Type	Trade Date	Settlement Date	CUSIP	Security Description	Par Value	Principal Amount	Purchased Interest	Total Cost	Yield at Cost
Purchase	1/30/2023	1/31/2023	3130AULC6	FHLB 4.750% 01/17/2024	235,000.00	234,788.50	434.10	235,222.60	4.84%
Purchase	1/30/2023	1/31/2023	3130ANX39	FHLBANKS 0.50% 09/30/2026	175,000.00	157,006.50	437.50	157,444.00	4.24%
Purchase	1/30/2023	1/31/2023	3130ANQB9	FHLB 0.750% 08/26/2026	175,000.00	158,142.25	565.11	158,707.36	4.26%
Purchase	1/30/2023	1/31/2023	3130AKK21	FHLB 0.250% 12/08/2023	155,000.00	149,024.75	57.05	149,081.80	4.92%
Purchase	1/30/2023	1/31/2023	3130ATVE4	FHLB 4.500% 12/11/2026	200,000.00	204,232.00	2,100.00	206,332.00	3.90%
Purchase	1/30/2023	1/31/2023	62479MV18	MUFG Bank, Ltd. 08/01/2023	325,000.00	316,981.89		316,981.89	5.00%
Purchase	1/30/2023	1/31/2023	3130AQZL0	FHLB 2.200% 03/04/2027	250,000.00	232,096.25	2,245.83	234,342.08	4.12%
Purchase	1/30/2023	1/31/2023	3130ARMW8	FHLB 2.850% 04/28/2025	315,000.00	304,223.85	2,319.19	306,543.04	4.47%
Purchase	1/30/2023	1/31/2023	3130APGQ2	FHLB 0.875% 10/21/2025	355,000.00	323,852.30	862.85	324,715.15	4.33%
Purchase	1/30/2023	1/31/2023	3130AB3H7	FHLB 2.375% 03/08/2024	240,000.00	233,628.72	2,264.17	235,892.89	4.87%
Total					14,671,000.00	14,179,474.93	68,688.88	14,248,163.81	

Transaction Type	Payment Date	Settlement Date	CUSIP	Security Description	Interest Received
Interest/Dividends					
Interest/Dividends	1/27/2023	1/27/2023	3133ENMH0	FFCB 1.600% 01/27/2026	1,128.00
Interest/Dividends	1/31/2023	1/31/2023	91282CFB2	UST 2.750% 07/31/2027	4,125.00
Total					5,253.00

TRANSACTION STATEMENT

As of January 31, 2023



Transaction Type	Trade Date	Settlement Date	Transaction Description	Amount
Contribution				
Contribution	1/17/2023	1/17/2023	Cash In	1,000,000.00
Contribution	1/17/2023	1/17/2023	Cash In	3,000,000.00
Contribution	1/17/2023	1/17/2023	Cash In	3,000,000.00
Contribution	1/17/2023	1/17/2023	Cash In	3,000,000.00
Contribution	1/17/2023	1/17/2023	Cash In	3,000,000.00
Contribution	1/17/2023	1/17/2023	Cash In	3,000,000.00
Total				16,000,000.00

STATEMENT DISCLOSURE

As of January 31, 2023



Meeder provides monthly statements for its investment management clients to provide information about the investment portfolio. The information should not be used for audit or confirmation purposes. Please review your custodial statements and report any inaccuracies or discrepancies.

Certain information and data has been supplied by unaffiliated third parties. Although Meeder believes the information is reliable, it cannot warrant the accuracy of information offered by third parties. Market value may reflect prices received from pricing vendors when current market quotations are not available. Prices may not reflect firm bids or offers and may differ from the value at which the security can be sold.

Statements may include positions from unmanaged accounts provided for reporting purposes. Unmanaged accounts are managed directly by the client and are not included in the accounts managed by the investment adviser. This information is provided as a client convenience and the investment adviser assumes no responsibility for performance of these accounts or the accuracy of the data reported.

Investing involves risk. Past performance is no guarantee of future results. Debt and fixed income securities are subject to credit and interest rate risk. The investment return and principal value of an investment will fluctuate so that an investors shares, when redeemed, may be worth more or less than their original cost. Current performance may be lower or higher than the performance data quoted.

Meeder Investment Management is the global brand for the Meeder group of affiliated companies. Investment advisory services are provided through Meeder Public Funds, Inc. Please contact us if you would like to receive a copy of our current ADV disclosure brochure or privacy policy.



Champaign County Regional Planning

Monthly Investment Report
January 31, 2023

Your Investment Representative:

Nick Vaccari
(614) 923-1152
nvaccari@meederinvestment.com

For questions about your account please contact your investment representative or contact publicfundsoperations@meederinvestment.com
Dublin, Ohio | Lansing, Michigan | Long Beach, California | Austin, Texas | 866-633-3371 | www.meederpublicfunds.com

PORTFOLIO SUMMARY

As of January 31, 2023



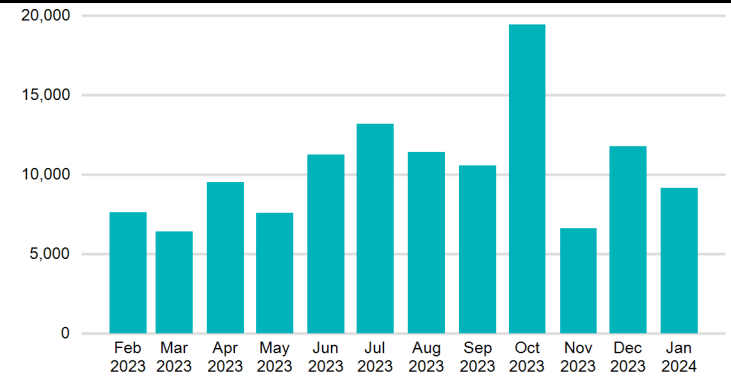
MONTHLY RECONCILIATION

Beginning Book Value	
Contributions	5,000,000.00
Withdrawals	
Realized Gains/Losses	
Purchased Interest	(21,512.70)
Gross Interest Earnings	1,727.00
Ending Book Value	4,980,214.30

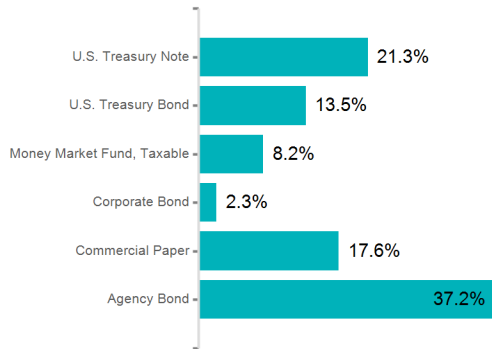
PORTFOLIO CHARACTERISTICS

Portfolio Yield to Maturity	4.25%
Portfolio Effective Duration	2.14 yrs
Weighted Average Maturity	2.29 yrs

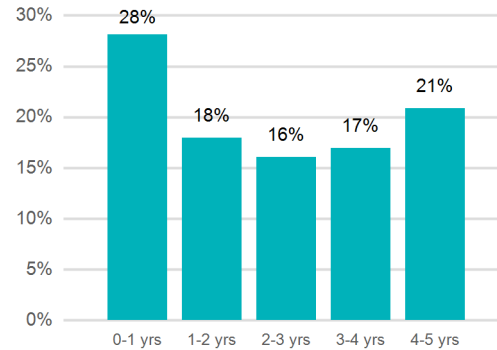
PROJECTED MONTHLY INCOME SCHEDULE



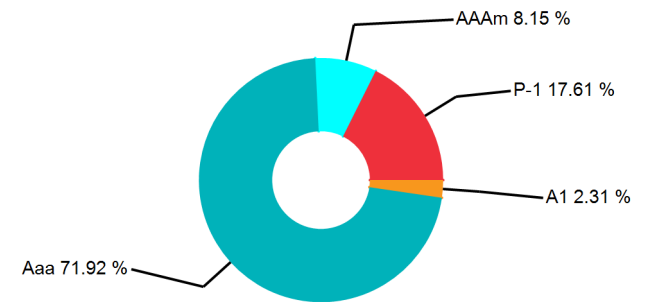
SECTOR ALLOCATION



MATURITY DISTRIBUTION



CREDIT QUALITY



Champaign County Regional Planning
PROJECTED INCOME SCHEDULE
 As of January 31, 2023



CUSIP	SECURITY DESCRIPTION	Feb 2023	Mar 2023	Apr 2023	May 2023	Jun 2023	Jul 2023	Aug 2023	Sep 2023	Oct 2023	Nov 2023	Dec 2023	Jan 2024
14912EPQ4	Caterpillar Financial Services Corporation 02/24/2023	391											
14913R2Z9	Caterpillar Financial Services Corporation 3.650% 08/12/2025	3,650						3,650					
22533UR62	Credit Agricole Corporate and Investment Bank 04/06/2023			1,005									
24422EWJ4	John Deere Capital Corporation 4.050% 09/08/2025		3,443						3,443				
3130AB3H7	FHLB 2.375% 03/08/2024		891							891			
3130AKK21	FHLB 0.250% 12/08/2023					63						1,990	
3130ALVL5	FHLB 0.910% 12/30/2025		455							455			
3130ANYR5	FHLB 0.950% 09/30/2026		238							238			
3130ANYX2	FHLB 0.900% 09/30/2026		225							225			
3130APGQ2	FHLB 0.875% 10/21/2025			503							503		
3130AQRH8	FHLB 2.000% 02/25/2027	1,250						1,250					
3130AQZL0	FHLB 2.200% 03/04/2027		880							880			
3130ARMW8	FHLB 2.850% 04/28/2025			1,425							1,425		
3130ATUC9	FHLB 4.500% 12/12/2025					2,053						1,688	
3130ATUR6	FHLB 4.625% 12/13/2024					1,969						1,619	
3130ATVC8	FHLB 4.875% 06/14/2024					2,645						2,194	
3130ATVE4	FHLB 4.500% 12/11/2026					1,605						1,350	
3130AUHZ0	FHLB 4.715% 07/12/2024						1,415						1,415
3130AULC6	FHLB 4.750% 01/17/2024						1,663						1,726
3130AUPN8	FHLB 4.850% 02/15/2024	216						1,940					
3133EMNF5	FFCB 0.375% 01/15/2025						98						98
3133EMUP5	FFCB 0.710% 04/01/2025			355						355			

Champaign County Regional Planning
PROJECTED INCOME SCHEDULE
 As of January 31, 2023



CUSIP	SECURITY DESCRIPTION	Feb 2023	Mar 2023	Apr 2023	May 2023	Jun 2023	Jul 2023	Aug 2023	Sep 2023	Oct 2023	Nov 2023	Dec 2023	Jan 2024
3133EN5N6	FFCB 4.000% 01/06/2028						2,000						2,000
3133EN6N5	FFCB 4.250% 11/20/2024				992						1,488		
3133EN6V7	FFCB 3.625% 04/26/2027			680						1,359			
3133EN7A2	FFCB 3.625% 10/26/2026			906						1,813			
3133EN7J3	FFCB 3.875% 02/02/2026							3,875					
3133ENMH0	FFCB 1.600% 01/27/2026						352						352
3134GXJJ4	FMCC 0.320% 06/28/2024					120						120	
4497W1W10	ING (U.S.) Funding LLC 09/01/2023								4,180				
4497W1XL5	ING (U.S.) Funding LLC 10/20/2023									4,077			
48133PDZ3	JPMorgan Chase Financial Company LLC 5.000% 02/29/2024						2,875			1,438			1,438
62479MUL5	MUFG Bank, Ltd. 07/20/2023						2,665						
62479MV18	MUFG Bank, Ltd. 08/01/2023							2,467					
742651DW9	PEFCO 3.250% 06/15/2025					894						894	
7426M3S26	Private Export Funding Corporation 05/02/2023				1,472								
89236TKG9	Toyota Motor Credit Corporation 4.400% 09/20/2024		3,300						3,300				
8923A1XT3	Toyota Credit de Puerto Rico Corp. 10/27/2023									3,818			
9128282R0	UST 2.250% 08/15/2027	1,125						1,125					
9128283F5	UST 2.250% 11/15/2027				1,125						1,125		
9128285C0	UST 3.000% 09/30/2025		1,125						1,125				
9128286F2	UST 2.500% 02/28/2026	938						938					
9128286L9	UST 2.250% 03/31/2026		844						844				
9128286S4	UST 2.375% 04/30/2026			891						891			

Champaign County Regional Planning
PROJECTED INCOME SCHEDULE
 As of January 31, 2023



CUSIP	SECURITY DESCRIPTION	Feb 2023	Mar 2023	Apr 2023	May 2023	Jun 2023	Jul 2023	Aug 2023	Sep 2023	Oct 2023	Nov 2023	Dec 2023	Jan 2024
9128286X3	UST 2.125% 05/31/2026				797						797		
9128287B0	UST 1.875% 06/30/2026					703						703	
912828D56	UST 2.375% 08/15/2024	891						891					
912828U24	UST 2.000% 11/15/2026				1,000						1,000		
912828X88	UST 2.375% 05/15/2027				891						891		
912828Y95	UST 1.875% 07/31/2026						750						750
912828YQ7	UST 1.625% 10/31/2026			609						609			
91282CEK3	UST 2.500% 04/30/2024			938						938			
91282CEN7	UST 2.750% 04/30/2027			688						688			
91282CET4	UST 2.625% 05/31/2027				1,313						1,313		
91282CEW7	UST 3.250% 06/30/2027					1,219						1,219	
91282CFB2	UST 2.750% 07/31/2027						1,375						1,375
91282CFE6	UST 3.125% 08/15/2025	1,172						1,172					
91282CFH9	UST 3.125% 08/31/2027	1,641						1,641					
91282CFK2	UST 3.500% 09/15/2025		1,750						1,750				
91282CFQ9	UST 4.375% 10/31/2024			1,531						1,531			
TOTAL		11,272	13,149	9,531	7,589	11,270	13,192	18,948	17,329	19,443	6,613	11,776	9,152

POSITION STATEMENT

As of January 31, 2023



CUSIP	Security Description	Trade Date/ Settlement Date	Par Value	Principal Cost/ Purchased Interest	Total Cost	Yield at Cost	Maturity/ Duration	Market Price/ Market Value	Unrealized Gain/ (Loss)	% of Assets	Moody's/ S&P Rating
Cash and Cash Equivalents											
31846V567	First American Funds, Inc.	1/31/2023 1/31/2023	\$405,322.61	\$405,322.61	\$405,322.61	4.10%	0.003 0.003	\$1.00 \$405,322.61	\$0.00	8.15%	AAAm
SubTotal			\$405,322.61	\$405,322.61	\$405,322.61	4.10%		\$405,322.61	\$0.00	8.15%	
Agency Bond											
3130AKK21	FHLB 0.250% 12/08/2023	1/30/2023 1/31/2023	\$50,000.00	\$48,072.50 \$18.40	\$48,090.90	4.92%	0.852 0.833	\$96.16 \$48,080.00	\$7.50	0.97%	Aaa AA+
3130AULC6	FHLB 4.750% 01/17/2024	1/30/2023 1/31/2023	\$70,000.00	\$69,937.00 \$129.31	\$70,066.31	4.84%	0.962 0.929	\$99.93 \$69,948.90	\$11.90	1.41%	Aaa AA+
3130AUPN8	FHLB 4.850% 02/15/2024	1/26/2023 1/27/2023	\$80,000.00	\$80,048.72 \$21.55	\$80,070.27	4.79%	1.041 1.004	\$100.02 \$80,013.60	(\$35.12)	1.61%	Aaa AA+
3130AB3H7	FHLB 2.375% 03/08/2024	1/30/2023 1/31/2023	\$75,000.00	\$73,008.97 \$707.55	\$73,716.52	4.87%	1.101 1.059	\$97.34 \$73,005.00	(\$3.97)	1.47%	Aaa AA+
3130ATVC8	FHLB 4.875% 06/14/2024	1/26/2023 1/27/2023	\$90,000.00	\$90,193.50 \$975.00	\$91,168.50	4.70%	1.370 1.300	\$100.12 \$90,109.80	(\$83.70)	1.81%	Aaa AA+
3134GXJJ4	FMCC 0.320% 06/28/2024	1/30/2023 1/31/2023	\$75,000.00	\$70,476.00 \$22.00	\$70,498.00	4.80%	1.408 1.374	\$93.98 \$70,484.25	\$8.25	1.42%	Aaa AA+
3130AUHZ0	FHLB 4.715% 07/12/2024	1/24/2023 1/25/2023	\$60,000.00	\$60,125.40 \$102.16	\$60,227.56	4.56%	1.447 1.381	\$100.08 \$60,049.80	(\$75.60)	1.21%	Aaa AA+
3133EN6N5	FFCB 4.250% 11/20/2024	1/25/2023 1/26/2023	\$70,000.00	\$69,887.72 \$49.58	\$69,937.30	4.35%	1.805 1.716	\$99.61 \$69,724.20	(\$163.52)	1.40%	Aaa AA+
3130ATUR6	FHLB 4.625% 12/13/2024	1/25/2023 1/26/2023	\$70,000.00	\$70,319.88 \$737.44	\$71,057.32	4.36%	1.868 1.755	\$100.19 \$70,134.40	(\$185.48)	1.41%	Aaa AA+
3133EMNF5	FFCB 0.375% 01/15/2025	1/25/2023 1/26/2023	\$52,000.00	\$48,148.88 \$5.96	\$48,154.84	4.34%	1.959 1.911	\$92.45 \$48,071.92	(\$76.96)	0.97%	Aaa AA+
3133EMUP5	FFCB 0.710% 04/01/2025	1/23/2023 1/24/2023	\$100,000.00	\$92,350.00 \$222.86	\$92,572.86	4.42%	2.167 2.096	\$92.23 \$92,231.00	(\$119.00)	1.86%	Aaa AA+
3130ARMW8	FHLB 2.850% 04/28/2025	1/30/2023 1/31/2023	\$100,000.00	\$96,579.00 \$736.25	\$97,315.25	4.47%	2.241 2.118	\$96.62 \$96,624.00	\$45.00	1.94%	Aaa AA+
742651DW9	PEFCO 3.250% 06/15/2025	1/20/2023 1/23/2023	\$55,000.00	\$53,665.70 \$188.68	\$53,854.38	4.33%	2.373 2.240	\$96.98 \$53,341.20	(\$324.50)	1.07%	Aaa AA+
3130APGQ2	FHLB 0.875% 10/21/2025	1/30/2023 1/31/2023	\$115,000.00	\$104,909.90 \$279.51	\$105,189.41	4.33%	2.723 2.613	\$91.22 \$104,899.55	(\$10.35)	2.11%	Aaa AA+

POSITION STATEMENT

As of January 31, 2023

CUSIP	Security Description	Trade Date/ Settlement Date	Par Value	Principal Cost/ Purchased Interest	Total Cost	Yield at Cost	Maturity/ Duration	Market Price/ Market Value	Unrealized Gain/ (Loss)	% of Assets	Moody's/ S&P Rating
3130ATUC9	FHLB 4.500% 12/12/2025	1/24/2023 1/25/2023	\$75,000.00	\$76,083.00 \$768.75	\$76,851.75	3.96%	2.866 2.640	\$101.13 \$75,849.00	(\$234.00)	1.53%	Aaa AA+
3130ALVL5	FHLB 0.910% 12/30/2025	1/23/2023 1/24/2023	\$100,000.00	\$90,944.00 \$288.16	\$91,232.16	4.22%	2.915 2.785	\$90.72 \$90,716.00	(\$228.00)	1.83%	Aaa AA+
3133ENMH0	FFCB 1.600% 01/27/2026	1/23/2023 1/24/2023	\$44,000.00	\$40,682.40	\$40,682.40	4.30%	2.992 2.792	\$92.22 \$40,576.80	(\$105.60)	0.82%	Aaa AA+
3130ANYR5	FHLB 0.950% 09/30/2026	1/30/2023 1/31/2023	\$50,000.00	\$44,336.50 \$158.33	\$44,494.83	4.32%	3.666 3.461	\$88.90 \$44,451.50	\$115.00	0.89%	Aaa AA+
3130ANYX2	FHLB 0.900% 09/30/2026	1/30/2023 1/31/2023	\$50,000.00	\$44,253.00 \$150.00	\$44,403.00	4.32%	3.666 3.487	\$88.74 \$44,370.00	\$117.00	0.89%	Aaa AA+
3133EN7A2	FFCB 3.625% 10/26/2026	1/20/2023 1/26/2023	\$100,000.00	\$99,466.00	\$99,466.00	3.78%	3.737 3.454	\$98.98 \$98,977.00	(\$489.00)	1.99%	Aaa AA+
3130ATVE4	FHLB 4.500% 12/11/2026	1/30/2023 1/31/2023	\$60,000.00	\$61,269.60 \$630.00	\$61,899.60	3.90%	3.863 3.487	\$102.09 \$61,254.60	(\$15.00)	1.23%	Aaa AA+
3130AQRH8	FHLB 2.000% 02/25/2027	1/25/2023 1/26/2023	\$125,000.00	\$115,602.50 \$1,048.61	\$116,651.11	4.02%	4.071 3.532	\$91.85 \$114,817.50	(\$785.00)	2.31%	Aaa AA+
3130AQZL0	FHLB 2.200% 03/04/2027	1/30/2023 1/31/2023	\$80,000.00	\$74,270.80 \$718.67	\$74,989.47	4.12%	4.090 3.432	\$92.85 \$74,276.00	\$5.20	1.49%	Aaa AA+
3133EN6V7	FFCB 3.625% 04/26/2027	1/20/2023 1/26/2023	\$75,000.00	\$74,760.00	\$74,760.00	3.71%	4.236 3.879	\$98.89 \$74,164.50	(\$595.50)	1.49%	Aaa AA+
3133EN5N6	FFCB 4.000% 01/06/2028	1/26/2023 1/30/2023	\$100,000.00	\$101,606.60 \$266.67	\$101,873.27	3.64%	4.934 4.428	\$101.02 \$101,020.00	(\$586.60)	2.03%	Aaa AA+
SubTotal			\$1,921,000.00	\$1,850,997.57 \$8,225.44	\$1,859,223.01	4.31%		\$1,847,190.52	(\$3,807.05)	37.16%	
Commercial Paper											
14912EPQ4	Caterpillar Financial Services Corporation 02/24/2023	1/20/2023 1/23/2023	\$100,000.00	\$99,608.90	\$99,608.90	4.42%	0.066 0.067	\$99.70 \$99,699.00	\$90.10	2.01%	P-1 A-1
22533UR62	Credit Agricole Corporate and Investment Bank 04/06/2023	1/24/2023 1/24/2023	\$110,000.00	\$108,994.60	\$108,994.60	4.61%	0.178 0.176	\$99.14 \$109,058.40	\$63.80	2.19%	P-1 A-1
7426M3S26	Private Export Funding Corporation 05/02/2023	1/30/2023 1/31/2023	\$125,000.00	\$123,527.57	\$123,527.57	4.72%	0.249 0.246	\$98.78 \$123,471.25	(\$56.32)	2.48%	P-1 NR
62479MUL5	MUFG Bank, Ltd. 07/20/2023	1/20/2023 1/23/2023	\$110,000.00	\$107,334.93	\$107,334.93	5.02%	0.466 0.475	\$97.65 \$107,412.80	\$77.87	2.16%	P-1 A-1

POSITION STATEMENT

As of January 31, 2023



CUSIP	Security Description	Trade Date/ Settlement Date	Par Value	Principal Cost/ Purchased Interest	Total Cost	Yield at Cost	Maturity/ Duration	Market Price/ Market Value	Unrealized Gain/ (Loss)	% of Assets	Moody's/ S&P Rating
62479MV18	MUFG Bank, Ltd. 08/01/2023	1/30/2023 1/31/2023	\$100,000.00	\$97,532.89	\$97,532.89	5.00%	0.499 0.488	\$97.46 \$97,462.00	(\$70.89)	1.96%	P-1 A-1
4497W1W10	ING (U.S.) Funding LLC 09/01/2023	1/26/2023 1/26/2023	\$140,000.00	\$135,820.45	\$135,820.45	5.08%	0.584 0.570	\$97.01 \$135,816.80	(\$3.65)	2.73%	P-1 A-1
4497W1XL5	ING (U.S.) Funding LLC 10/20/2023	1/24/2023 1/24/2023	\$110,000.00	\$105,923.16	\$105,923.16	5.15%	0.718 0.701	\$96.33 \$105,957.50	\$34.34	2.13%	P-1 A-1
8923A1XT3	Toyota Credit de Puerto Rico Corp. 10/27/2023	1/27/2023 1/30/2023	\$100,000.00	\$96,182.50	\$96,182.50	5.29%	0.737 0.720	\$96.23 \$96,227.00	\$44.50	1.94%	P-1 A-1+
SubTotal			\$895,000.00	\$874,925.00	\$874,925.00	4.91%		\$875,104.75	\$179.75	17.61%	
Corporate Bond											
48133PDZ3	JPMorgan Chase Financial Company LLC 5.000% 02/29/2024	1/26/2023 1/31/2023	\$115,000.00	\$115,000.00	\$115,000.00	4.99%	1.079 1.061	\$100.00 \$115,000.00	\$0.00	2.31%	A1 A-
SubTotal			\$115,000.00	\$115,000.00	\$115,000.00	4.99%		\$115,000.00	\$0.00	2.31%	
U.S. Treasury Bond											
91282CEK3	UST 2.500% 04/30/2024	1/30/2023 1/31/2023	\$75,000.00	\$73,010.75 \$476.52	\$73,487.27	4.71%	1.247 1.230	\$97.32 \$72,993.00	(\$17.75)	1.47%	Aaa AA+
912828D56	UST 2.375% 08/15/2024	1/24/2023 1/25/2023	\$75,000.00	\$72,682.63 \$788.98	\$73,471.61	4.45%	1.540 1.471	\$96.79 \$72,594.75	(\$87.88)	1.46%	Aaa AA+
9128286F2	UST 2.500% 02/28/2026	1/23/2023 1/24/2023	\$75,000.00	\$72,002.93 \$756.22	\$72,759.15	3.88%	3.079 2.889	\$95.79 \$71,841.75	(\$161.18)	1.45%	Aaa AA+
9128286L9	UST 2.250% 03/31/2026	1/23/2023 1/24/2023	\$75,000.00	\$71,481.45 \$537.77	\$72,019.22	3.83%	3.164 2.985	\$95.10 \$71,326.50	(\$154.95)	1.44%	Aaa AA+
9128286S4	UST 2.375% 04/30/2026	1/23/2023 1/24/2023	\$75,000.00	\$71,704.10 \$418.25	\$72,122.35	3.82%	3.247 3.060	\$95.41 \$71,554.50	(\$149.60)	1.44%	Aaa AA+
9128286X3	UST 2.125% 05/31/2026	1/20/2023 1/23/2023	\$75,000.00	\$71,188.47 \$236.44	\$71,424.91	3.75%	3.332 3.155	\$94.52 \$70,887.00	(\$301.47)	1.43%	Aaa AA+
9128287B0	UST 1.875% 06/30/2026	1/23/2023 1/24/2023	\$75,000.00	\$70,456.05 \$93.23	\$70,549.28	3.77%	3.414 3.248	\$93.72 \$70,286.25	(\$169.80)	1.41%	Aaa AA+
912828Y95	UST 1.875% 07/31/2026	1/30/2023 1/31/2023	\$80,000.00	\$74,900.00	\$74,900.00	3.84%	3.499 3.298	\$93.57 \$74,856.00	(\$44.00)	1.51%	Aaa AA+

POSITION STATEMENT

As of January 31, 2023



CUSIP	Security Description	Trade Date/ Settlement Date	Par Value	Principal Cost/ Purchased Interest	Total Cost	Yield at Cost	Maturity/ Duration	Market Price/ Market Value	Unrealized Gain/ (Loss)	% of Assets	Moody's/ S&P Rating
9128283F5	UST 2.250% 11/15/2027	1/20/2023 1/23/2023	\$100,000.00	\$94,132.81 \$428.87	\$94,561.68	3.59%	4.792 4.448	\$93.61 \$93,613.00	(\$519.81)	1.88%	Aaa AA+
SubTotal			\$705,000.00	\$671,559.19 \$3,736.28	\$675,295.47	3.95%		\$669,952.75	(\$1,606.44)	13.48%	
U.S. Treasury Note											
91282CFQ9	UST 4.375% 10/31/2024	1/24/2023 1/25/2023	\$70,000.00	\$70,065.62 \$727.55	\$70,793.17	4.32%	1.751 1.652	\$99.91 \$69,939.80	(\$125.82)	1.41%	Aaa AA+
91282CFE6	UST 3.125% 08/15/2025	1/20/2023 1/23/2023	\$75,000.00	\$73,505.86 \$1,025.39	\$74,531.25	3.95%	2.540 2.376	\$97.70 \$73,274.25	(\$231.61)	1.47%	Aaa AA+
91282CFK2	UST 3.500% 09/15/2025	1/20/2023 1/23/2023	\$100,000.00	\$98,960.94 \$1,256.90	\$100,217.84	3.92%	2.625 2.447	\$98.65 \$98,648.00	(\$312.94)	1.98%	Aaa AA+
9128285C0	UST 3.000% 09/30/2025	1/20/2023 1/23/2023	\$75,000.00	\$73,268.56 \$710.85	\$73,979.41	3.91%	2.666 2.503	\$97.34 \$73,002.00	(\$266.56)	1.47%	Aaa AA+
912828YQ7	UST 1.625% 10/31/2026	1/23/2023 1/24/2023	\$75,000.00	\$69,430.65 \$286.17	\$69,716.82	3.76%	3.751 3.561	\$92.34 \$69,258.00	(\$172.65)	1.39%	Aaa AA+
912828U24	UST 2.000% 11/15/2026	1/20/2023 1/23/2023	\$100,000.00	\$94,042.96 \$381.21	\$94,424.17	3.69%	3.792 3.577	\$93.55 \$93,551.00	(\$491.96)	1.88%	Aaa AA+
91282CEN7	UST 2.750% 04/30/2027	1/20/2023 1/23/2023	\$50,000.00	\$48,255.85 \$319.06	\$48,574.91	3.64%	4.247 4.006	\$95.99 \$47,996.00	(\$259.85)	0.97%	Aaa AA+
912828X88	UST 2.375% 05/15/2027	1/20/2023 1/23/2023	\$75,000.00	\$71,255.86 \$339.52	\$71,595.38	3.64%	4.288 3.994	\$94.51 \$70,881.00	(\$374.86)	1.43%	Aaa AA+
91282CET4	UST 2.625% 05/31/2027	1/20/2023 1/23/2023	\$100,000.00	\$96,000.00 \$389.42	\$96,389.42	3.63%	4.332 4.017	\$95.49 \$95,488.00	(\$512.00)	1.92%	Aaa AA+
91282CEW7	UST 3.250% 06/30/2027	1/20/2023 1/23/2023	\$75,000.00	\$73,854.50 \$154.87	\$74,009.37	3.63%	4.414 4.052	\$97.96 \$73,470.75	(\$383.75)	1.48%	Aaa AA+
91282CFB2	UST 2.750% 07/31/2027	1/20/2023 1/23/2023	\$100,000.00	\$96,449.21	\$96,449.21	3.61%	4.499 4.113	\$95.93 \$95,926.00	(\$523.21)	1.93%	Aaa AA+
9128282R0	UST 2.250% 08/15/2027	1/20/2023 1/23/2023	\$100,000.00	\$94,378.91 \$984.38	\$95,363.29	3.60%	4.540 4.201	\$93.87 \$93,867.00	(\$511.91)	1.89%	Aaa AA+
91282CFH9	UST 3.125% 08/31/2027	1/20/2023 1/23/2023	\$105,000.00	\$102,941.01 \$1,314.31	\$104,255.32	3.59%	4.584 4.162	\$97.50 \$102,370.80	(\$570.21)	2.06%	Aaa AA+

POSITION STATEMENT

As of January 31, 2023



CUSIP	Security Description	Trade Date/ Settlement Date	Par Value	Principal Cost/ Purchased Interest	Total Cost	Yield at Cost	Maturity/ Duration	Market Price/ Market Value	Unrealized Gain/ (Loss)	% of Assets	Moody's/ S&P Rating
SubTotal			\$1,100,000.00	\$1,062,409.93 \$7,889.63	\$1,070,299.56	3.75%		\$1,057,672.60	(\$4,737.33)	21.28%	
Grand Total			\$5,141,322.61	\$4,980,214.30 \$19,851.35	\$5,000,065.65	4.25%		\$4,970,243.23	(\$9,971.07)	100.00%	

TRANSACTION STATEMENT

As of January 31, 2023



Transaction Type	Trade Date	Settlement Date	CUSIP	Security Description	Par Value	Principal Amount	Purchased Interest	Total Cost	Yield at Cost
Pending Purchase									
Pending Purchase	1/30/2023	2/1/2023	24422EWJ4	John Deere Capital Corporation 4.050% 09/08/2025	85,000.00	84,173.80	1,367.44	85,541.24	4.45%
Pending Purchase	1/30/2023	2/1/2023	14913R2Z9	Caterpillar Financial Services Corporation 3.650% 08/12/2025	100,000.00	98,000.00	1,713.47	99,713.47	4.49%
Pending Purchase	1/30/2023	2/1/2023	89236TKG9	Toyota Motor Credit Corporation 4.400% 09/20/2024	75,000.00	74,627.25	1,200.83	75,828.08	4.72%
Pending Purchase	1/24/2023	2/2/2023	3133EN7J3	FFCB 3.875% 02/02/2026	100,000.00	99,713.80		99,713.80	3.98%
Total					360,000.00	356,514.85	4,281.74	360,796.59	

Purchase									
Purchase	1/20/2023	1/23/2023	91282CET4	UST 2.625% 05/31/2027	100,000.00	96,000.00	389.42	96,389.42	3.63%
Purchase	1/20/2023	1/23/2023	912828X88	UST 2.375% 05/15/2027	75,000.00	71,255.86	339.52	71,595.38	3.64%
Purchase	1/20/2023	1/23/2023	91282CFE6	UST 3.125% 08/15/2025	75,000.00	73,505.86	1,025.39	74,531.25	3.95%
Purchase	1/20/2023	1/23/2023	91282CFK2	UST 3.500% 09/15/2025	100,000.00	98,960.94	1,256.90	100,217.84	3.92%
Purchase	1/20/2023	1/23/2023	9128285C0	UST 3.000% 09/30/2025	75,000.00	73,268.56	710.85	73,979.41	3.91%
Purchase	1/20/2023	1/23/2023	9128286X3	UST 2.125% 05/31/2026	75,000.00	71,188.47	236.44	71,424.91	3.75%
Purchase	1/20/2023	1/23/2023	912828U24	UST 2.000% 11/15/2026	100,000.00	94,042.96	381.21	94,424.17	3.69%
Purchase	1/20/2023	1/23/2023	91282CEN7	UST 2.750% 04/30/2027	50,000.00	48,255.85	319.06	48,574.91	3.64%
Purchase	1/20/2023	1/23/2023	91282CEW7	UST 3.250% 06/30/2027	75,000.00	73,854.50	154.87	74,009.37	3.63%
Purchase	1/20/2023	1/23/2023	91282CFB2	UST 2.750% 07/31/2027	100,000.00	96,449.21	1,315.22	97,764.43	3.61%
Purchase	1/20/2023	1/23/2023	91282CFH9	UST 3.125% 08/31/2027	105,000.00	102,941.01	1,314.31	104,255.32	3.59%

TRANSACTION STATEMENT

As of January 31, 2023



Transaction Type	Trade Date	Settlement Date	CUSIP	Security Description	Par Value	Principal Amount	Purchased Interest	Total Cost	Yield at Cost
Purchase	1/20/2023	1/23/2023	9128283F5	UST 2.250% 11/15/2027	100,000.00	94,132.81	428.87	94,561.68	3.59%
Purchase	1/20/2023	1/23/2023	9128282R0	UST 2.250% 08/15/2027	100,000.00	94,378.91	984.38	95,363.29	3.60%
Purchase	1/20/2023	1/23/2023	14912EPQ4	Caterpillar Financial Services Corporation 02/24/2023	100,000.00	99,608.90		99,608.90	4.42%
Purchase	1/20/2023	1/23/2023	742651DW9	PEFCO 3.250% 06/15/2025	55,000.00	53,665.70	188.68	53,854.38	4.33%
Purchase	1/20/2023	1/23/2023	62479MUL5	MUFG Bank, Ltd. 07/20/2023	110,000.00	107,334.93		107,334.93	5.02%
Purchase	1/23/2023	1/24/2023	9128286S4	UST 2.375% 04/30/2026	75,000.00	71,704.10	418.25	72,122.35	3.82%
Purchase	1/23/2023	1/24/2023	9128287B0	UST 1.875% 06/30/2026	75,000.00	70,456.05	93.23	70,549.28	3.77%
Purchase	1/23/2023	1/24/2023	9128286F2	UST 2.500% 02/28/2026	75,000.00	72,002.93	756.22	72,759.15	3.88%
Purchase	1/23/2023	1/24/2023	9128286L9	UST 2.250% 03/31/2026	75,000.00	71,481.45	537.77	72,019.22	3.83%
Purchase	1/23/2023	1/24/2023	912828YQ7	UST 1.625% 10/31/2026	75,000.00	69,430.65	286.17	69,716.82	3.76%
Purchase	1/23/2023	1/24/2023	3133ENMH0	FFCB 1.600% 01/27/2026	44,000.00	40,682.40	346.13	41,028.53	4.30%
Purchase	1/24/2023	1/24/2023	22533UR62	Credit Agricole Corporate and Investment Bank 04/06/2023	110,000.00	108,994.60		108,994.60	4.61%
Purchase	1/23/2023	1/24/2023	3130ALVL5	FHLB 0.910% 12/30/2025	100,000.00	90,944.00	288.16	91,232.16	4.22%
Purchase	1/23/2023	1/24/2023	3133EMUP5	FFCB 0.710% 04/01/2025	100,000.00	92,350.00	222.86	92,572.86	4.42%
Purchase	1/24/2023	1/24/2023	4497W1XL5	ING (U.S.) Funding LLC 10/20/2023	110,000.00	105,923.16		105,923.16	5.15%
Purchase	1/24/2023	1/25/2023	912828D56	UST 2.375% 08/15/2024	75,000.00	72,682.63	788.98	73,471.61	4.45%
Purchase	1/24/2023	1/25/2023	91282CFQ9	UST 4.375% 10/31/2024	70,000.00	70,065.62	727.55	70,793.17	4.32%
Purchase	1/24/2023	1/25/2023	3130AUHZ0	FHLB 4.715% 07/12/2024	60,000.00	60,125.40	102.16	60,227.56	4.56%

TRANSACTION STATEMENT

As of January 31, 2023



Transaction Type	Trade Date	Settlement Date	CUSIP	Security Description	Par Value	Principal Amount	Purchased Interest	Total Cost	Yield at Cost
Purchase	1/24/2023	1/25/2023	3130ATUC9	FHLB 4.500% 12/12/2025	75,000.00	76,083.00	768.75	76,851.75	3.96%
Purchase	1/20/2023	1/26/2023	3133EN6V7	FFCB 3.625% 04/26/2027	75,000.00	74,760.00		74,760.00	3.71%
Purchase	1/20/2023	1/26/2023	3133EN7A2	FFCB 3.625% 10/26/2026	100,000.00	99,466.00		99,466.00	3.78%
Purchase	1/25/2023	1/26/2023	3133EN6N5	FFCB 4.250% 11/20/2024	70,000.00	69,887.72	49.58	69,937.30	4.35%
Purchase	1/25/2023	1/26/2023	3133EMNF5	FFCB 0.375% 01/15/2025	52,000.00	48,148.88	5.96	48,154.84	4.34%
Purchase	1/25/2023	1/26/2023	3130ATUR6	FHLB 4.625% 12/13/2024	70,000.00	70,319.88	737.44	71,057.32	4.36%
Purchase	1/26/2023	1/26/2023	4497W1W10	ING (U.S.) Funding LLC 09/01/2023	140,000.00	135,820.45		135,820.45	5.08%
Purchase	1/25/2023	1/26/2023	3130AQRH8	FHLB 2.000% 02/25/2027	125,000.00	115,602.50	1,048.61	116,651.11	4.02%
Purchase	1/26/2023	1/27/2023	3130AUPN8	FHLB 4.850% 02/15/2024	80,000.00	80,048.72	21.55	80,070.27	4.79%
Purchase	1/26/2023	1/27/2023	3130ATVC8	FHLB 4.875% 06/14/2024	90,000.00	90,193.50	975.00	91,168.50	4.70%
Purchase	1/26/2023	1/30/2023	3133EN5N6	FFCB 4.000% 01/06/2028	100,000.00	101,606.60	266.67	101,873.27	3.64%
Purchase	1/27/2023	1/30/2023	8923A1XT3	Toyota Credit de Puerto Rico Corp. 10/27/2023	100,000.00	96,182.50		96,182.50	5.29%
Purchase	1/30/2023	1/31/2023	912828Y95	UST 1.875% 07/31/2026	80,000.00	74,900.00		74,900.00	3.84%
Purchase	1/30/2023	1/31/2023	91282CEK3	UST 2.500% 04/30/2024	75,000.00	73,010.75	476.52	73,487.27	4.71%
Purchase	1/30/2023	1/31/2023	7426M3S26	Private Export Funding Corporation 05/02/2023	125,000.00	123,527.57		123,527.57	4.72%
Purchase	1/26/2023	1/31/2023	48133PDZ3	JPMorgan Chase Financial Company LLC 5.000% 02/29/2024	115,000.00	115,000.00		115,000.00	4.99%
Purchase	1/30/2023	1/31/2023	3134GXJJ4	FMCC 0.320% 06/28/2024	75,000.00	70,476.00	22.00	70,498.00	4.80%
Purchase	1/30/2023	1/31/2023	3130ANYR5	FHLB 0.950% 09/30/2026	50,000.00	44,336.50	158.33	44,494.83	4.32%
Purchase	1/30/2023	1/31/2023	3130ANYX2	FHLB 0.900% 09/30/2026	50,000.00	44,253.00	150.00	44,403.00	4.32%

TRANSACTION STATEMENT

As of January 31, 2023



Transaction Type	Trade Date	Settlement Date	CUSIP	Security Description	Par Value	Principal Amount	Purchased Interest	Total Cost	Yield at Cost
Purchase	1/30/2023	1/31/2023	3130AULC6	FHLB 4.750% 01/17/2024	70,000.00	69,937.00	129.31	70,066.31	4.84%
Purchase	1/30/2023	1/31/2023	3130AKK21	FHLB 0.250% 12/08/2023	50,000.00	48,072.50	18.40	48,090.90	4.92%
Purchase	1/30/2023	1/31/2023	3130ATVE4	FHLB 4.500% 12/11/2026	60,000.00	61,269.60	630.00	61,899.60	3.90%
Purchase	1/30/2023	1/31/2023	62479MV18	MUFG Bank, Ltd. 08/01/2023	100,000.00	97,532.89		97,532.89	5.00%
Purchase	1/30/2023	1/31/2023	3130AQZL0	FHLB 2.200% 03/04/2027	80,000.00	74,270.80	718.67	74,989.47	4.12%
Purchase	1/30/2023	1/31/2023	3130ARMW8	FHLB 2.850% 04/28/2025	100,000.00	96,579.00	736.25	97,315.25	4.47%
Purchase	1/30/2023	1/31/2023	3130AB3H7	FHLB 2.375% 03/08/2024	75,000.00	73,008.97	707.55	73,716.52	4.87%
Purchase	1/30/2023	1/31/2023	3130APGQ2	FHLB 0.875% 10/21/2025	115,000.00	104,909.90	279.51	105,189.41	4.33%
Total					4,736,000.00	4,574,891.69	21,512.70	4,596,404.39	

Transaction Type	Payment Date	Settlement Date	CUSIP	Security Description	Interest Received
Interest/Dividends					
Interest/Dividends	1/27/2023	1/27/2023	3133ENMH0	FFCB 1.600% 01/27/2026	352.00
Interest/Dividends	1/31/2023	1/31/2023	91282CFB2	UST 2.750% 07/31/2027	1,375.00
Total					1,727.00

Transaction Type	Trade Date	Settlement Date	Transaction Description	Amount
Contribution				
Contribution	1/19/2023	1/19/2023	Cash In	5,000,000.00
Total				5,000,000.00

STATEMENT DISCLOSURE

As of January 31, 2023



Meeder provides monthly statements for its investment management clients to provide information about the investment portfolio. The information should not be used for audit or confirmation purposes. Please review your custodial statements and report any inaccuracies or discrepancies.

Certain information and data has been supplied by unaffiliated third parties. Although Meeder believes the information is reliable, it cannot warrant the accuracy of information offered by third parties. Market value may reflect prices received from pricing vendors when current market quotations are not available. Prices may not reflect firm bids or offers and may differ from the value at which the security can be sold.

Statements may include positions from unmanaged accounts provided for reporting purposes. Unmanaged accounts are managed directly by the client and are not included in the accounts managed by the investment adviser. This information is provided as a client convenience and the investment adviser assumes no responsibility for performance of these accounts or the accuracy of the data reported.

Investing involves risk. Past performance is no guarantee of future results. Debt and fixed income securities are subject to credit and interest rate risk. The investment return and principal value of an investment will fluctuate so that an investors shares, when redeemed, may be worth more or less than their original cost. Current performance may be lower or higher than the performance data quoted.

Meeder Investment Management is the global brand for the Meeder group of affiliated companies. Investment advisory services are provided through Meeder Public Funds, Inc. Please contact us if you would like to receive a copy of our current ADV disclosure brochure or privacy policy.