


## CHAMPAIGN COUNTY CASH RECEIPTS AND DISBURSEMENTS

PERIOD ENDING 2/28/2023


		BEGINNING BALANCE	RECEIPTS	DISBURSEMENTS	ENDING BALANCE
<b>1080 - GENERAL CORPORATE</b>					
100101	CASH	7,541,893.49	2,159,360.67	-5,142,155.51	4,559,098.65
100201	TERM INVESTMENTS	0.00	0.00	0.00	0.00
100203	RESTRICTED INVESTMENTS	0.00	0.00	0.00	0.00
<b>2075 - REGIONAL PLANNING COMM</b>					
100101	CASH	2,336,737.90	6,447,041.75	-7,370,035.78	1,413,743.87
100201	TERM INVESTMENTS	0.00	0.00	0.00	0.00
<b>2076 - TORT IMMUNITY TAX FUND</b>					
100101	CASH	1,561,408.62	811,788.27	-1,614,190.22	759,006.67
100201	TERM INVESTMENTS	0.00	0.00	0.00	0.00
<b>2083 - COUNTY HIGHWAY</b>					
100101	CASH	3,453,800.35	218,179.50	-522,985.39	3,148,994.46
100201	TERM INVESTMENTS	0.00	0.00	0.00	0.00
<b>2084 - COUNTY BRIDGE</b>					
100101	CASH	1,988,770.64	129,910.36	-246,820.92	1,871,860.08
100201	TERM INVESTMENTS	0.00	0.00	0.00	0.00
<b>2085 - COUNTY MOTOR FUEL TAX</b>					
100101	CASH	9,967,471.69	335,545.77	-31,472.78	10,271,544.68
100201	TERM INVESTMENTS	0.00	0.00	0.00	0.00
<b>2088 - ILL.MUNICIPAL RETIREMENT</b>					
100101	CASH	1,502,363.96	536,611.36	-151,415.68	1,887,559.64
100201	TERM INVESTMENTS	0.00	0.00	0.00	0.00
<b>2089 - COUNTY PUBLIC HEALTH FUND</b>					
100101	CASH	789,446.59	211,476.26	-418,805.52	582,117.33
100201	TERM INVESTMENTS	0.00	0.00	0.00	0.00
<b>2090 - MENTAL HEALTH</b>					
100101	CASH	3,304,277.11	467,528.69	-954,513.84	2,817,291.96
100201	TERM INVESTMENTS	0.00	0.00	0.00	0.00
<b>2091 - ANIMAL CONTROL</b>					
100101	CASH	533,961.84	66,713.01	-80,463.29	520,211.56
100201	TERM INVESTMENTS	0.00	0.00	0.00	0.00
<b>2092 - LAW LIBRARY</b>					
100101	CASH	155,262.89	9,657.38	-18,439.54	146,480.73
100201	TERM INVESTMENTS	0.00	0.00	0.00	0.00
<b>2093 - FORECLOSURE MEDIATION FND</b>					
100101	CASH	12,632.19	50.48	-25.82	12,656.85
<b>2094 - PAYROLL CLEARING FUND</b>					
100101	CASH	-2,316,290.33	0.00	-4,123,423.83	-6,439,714.16
<b>2098 - ACCOUNTS PAYABLE CLEARING</b>					
100101	CASH	0.00	0.00	0.00	0.00
<b>2101 - I/DD SPECIAL INITIATIVES</b>					
100101	CASH	766,154.71	52,343.42	0.00	818,498.13
<b>2103 - HWY FED AID MATCHING FUND</b>					
100101	CASH	536,883.72	1,776.41	0.00	538,660.13



## CHAMPAIGN COUNTY CASH RECEIPTS AND DISBURSEMENTS

PERIOD ENDING 2/28/2023


	BEGINNING BALANCE	RECEIPTS	DISBURSEMENTS	ENDING BALANCE
100201 TERM INVESTMENTS	0.00	0.00	0.00	0.00
<b>2104 - EARLY CHILDHOOD FUND</b>				
100101 CASH	3,612,644.08	1,937,916.91	-1,961,699.71	3,588,861.28
100201 TERM INVESTMENTS	0.00	0.00	0.00	0.00
<b>2106 - PUBL SAFETY SALES TAX FND</b>				
100101 CASH	5,834,919.52	126,159.53	-217,979.14	5,743,099.91
100201 TERM INVESTMENTS	0.00	0.00	0.00	0.00
<b>2107 - GEOGRAPHIC INF SYS FUND (GIS)</b>				
100101 CASH	456,970.47	30,640.25	0.00	487,610.72
100201 TERM INVESTMENTS	0.00	0.00	0.00	0.00
<b>2108 - DEVLPMNTL DISABILITY FUND</b>				
100101 CASH	2,887,823.67	601,651.30	-1,189,118.00	2,300,356.97
100201 TERM INVESTMENTS	0.00	0.00	0.00	0.00
<b>2110 - WORKFORCE DEVELOPMENT FND</b>				
100101 CASH	-467,036.05	377,895.81	-342,563.41	-431,703.65
<b>2120 - HWY IDOT REBUILD GRANT</b>				
100101 CASH	2,496,063.31	0.00	0.00	2,496,063.31
<b>2121 - TWP IDOT REBUILD GRANT</b>				
100101 CASH	1,810,365.75	0.00	0.00	1,810,365.75
<b>2188 - SOCIAL SECURITY FUND</b>				
100101 CASH	1,045,240.08	1,408,188.19	-1,349,307.43	1,104,120.84
100201 TERM INVESTMENTS	0.00	0.00	0.00	0.00
<b>2474 - RPC USDA REVOLVING LOANS</b>				
100101 CASH	346,353.41	10,239.76	-4,647.98	351,945.19
<b>2475 - RPC ECON DEVELOPMNT LOANS</b>				
100101 CASH	3,467,970.62	53,019.74	0.00	3,520,990.36
100201 TERM INVESTMENTS	0.00	0.00	0.00	0.00
<b>2609 - TAX INDEMNITY FUND</b>				
100101 CASH	525,001.69	0.00	0.00	525,001.69
<b>2610 - WORKING CASH FUND</b>				
100101 CASH	382,722.34	5,439.61	-8,619.08	379,542.87
100201 TERM INVESTMENTS	0.00	0.00	0.00	0.00
<b>2611 - COUNTY CLK SURCHARGE FUND</b>				
100101 CASH	345.00	1,958.00	-1,958.00	345.00
<b>2612 - SHERIFF DRUG FORFEITURES</b>				
100101 CASH	114,691.84	3,111.04	-5,549.48	112,253.40
<b>2613 - COURT'S AUTOMATION FUND</b>				
100101 CASH	44,927.46	133.68	0.00	45,061.14
100201 TERM INVESTMENTS	0.00	0.00	0.00	0.00
<b>2614 - RECORDER'S AUTOMATION FND</b>				
100101 CASH	590,077.30	29,425.17	-22,231.04	597,271.43
100201 TERM INVESTMENTS	0.00	0.00	0.00	0.00
<b>2615 - PUBLIC DEFENDER AUTOMATN</b>				
100101 CASH	2,606.00	0.00	0.00	2,606.00



## CHAMPAIGN COUNTY CASH RECEIPTS AND DISBURSEMENTS

PERIOD ENDING 2/28/2023


	BEGINNING BALANCE	RECEIPTS	DISBURSEMENTS	ENDING BALANCE
<b>2617 - CHILD SUPPORT SERV FUND</b>				
100101 CASH	44,976.14	133.83	0.00	45,109.97
100201 TERM INVESTMENTS	0.00	0.00	0.00	0.00
<b>2618 - PROBATION SERVICES FUND</b>				
100101 CASH	2,016,905.29	12,413.37	-12,791.34	2,016,527.32
100201 TERM INVESTMENTS	0.00	0.00	0.00	0.00
<b>2619 - TAX SALE AUTOMATION FUND</b>				
100101 CASH	16,829.71	5,363.52	-9,628.52	12,564.71
<b>2621 - STS ATTY DRUG FORFEITURES</b>				
100101 CASH	103,623.54	3,666.55	-2,121.00	105,169.09
<b>2627 - PROPERTY TAX INT FEE FUND</b>				
100101 CASH	50,335.10	50,146.32	-100,195.40	286.02
100201 TERM INVESTMENTS	100,000.00	0.00	0.00	100,000.00
<b>2628 - ELECTN ASSIST/ACCESSIBLTY</b>				
100101 CASH	-169,782.90	68,809.11	-139,912.72	-240,886.51
<b>2629 - COUNTY HISTORICAL FUND</b>				
100101 CASH	9,035.44	26.89	0.00	9,062.33
<b>2630 - CIR CLK OPERATION &amp; ADMIN</b>				
100101 CASH	534,185.05	1,639.25	-99.80	535,724.50
<b>2632 - CIR CLK ELCTRNC CITATIONS</b>				
100101 CASH	276,312.66	822.16	0.00	277,134.82
<b>2633 - STS ATTY RECORDS AUTOMATN</b>				
100101 CASH	7,793.51	23.19	0.00	7,816.70
<b>2635 - CANNABIS REGULATION FUND</b>				
100101 CASH	104,838.49	311.95	0.00	105,150.44
<b>2638 - CORONER STATUTORY FEES</b>				
100101 CASH	98,635.97	8,283.06	-3,946.12	102,972.91
<b>2658 - JAIL COMMISSARY</b>				
100101 CASH	639,682.16	8,684.61	-1,613.98	646,752.79
<b>2659 - COUNTY JAIL MEDICAL COSTS</b>				
100101 CASH	10,415.43	7,165.14	-14,297.16	3,283.41
<b>2670 - COUNTY CLK AUTOMATION FND</b>				
100101 CASH	38,700.06	1,715.89	0.00	40,415.95
<b>2671 - COURT DOCUMENT STORAGE FD</b>				
100101 CASH	114,852.36	7,788.07	-19,813.72	102,826.71
100201 TERM INVESTMENTS	0.00	0.00	0.00	0.00
<b>2675 - VICTIM ADVOCACY GRT-ICJIA</b>				
100101 CASH	0.00	0.00	0.00	0.00
<b>2676 - SOLID WASTE MANAGEMENT</b>				
100101 CASH	17,362.85	51.66	0.00	17,414.51
100201 TERM INVESTMENTS	0.00	0.00	0.00	0.00
<b>2679 - CHILD ADVOCACY CENTER</b>				
100101 CASH	8,861.17	20,662.37	-54,558.14	-25,034.60



## CHAMPAIGN COUNTY CASH RECEIPTS AND DISBURSEMENTS

PERIOD ENDING 2/28/2023

		BEGINNING BALANCE	RECEIPTS	DISBURSEMENTS	ENDING BALANCE
<b>2685 - SPECIALTY COURTS FUND</b>					
100101	CASH	132,891.28	4,136.48	-5,858.30	131,169.46
<b>2840 - ARPA</b>					
100101	CASH	12,173,288.48	186,569.96	-361,470.02	11,998,388.42
100201	TERM INVESTMENTS	20,185,521.64	0.00	0.00	20,185,521.64
<b>2932 - INDOOR CLIMATE RESOURCES AGENCY</b>					
100101	CASH	0.00	0.00	0.00	0.00
<b>3105 - CAPITAL ASSET REPLCMT FND</b>					
100101	CASH	43,278,576.03	607,643.77	-1,018,350.00	42,867,869.80
100201	TERM INVESTMENTS	0.00	70,235.50	0.00	70,235.50
<b>3303 - COURT COMPLEX CONSTR FUND</b>					
100101	CASH	17,278.54	24.15	0.00	17,302.69
100201	TERM INVESTMENTS	0.00	0.00	0.00	0.00
<b>4074 - 2003 NURS HM BOND DBT SRV</b>					
100101	CASH	0.00	0.00	0.00	0.00
100201	TERM INVESTMENTS	0.00	0.00	0.00	0.00
<b>4350 - HWY FACIL BOND DEBT SERVICE</b>					
100101	CASH	0.00	0.00	0.00	0.00
<b>5081 - NURSING HOME</b>					
100101	CASH	212,297.54	1,046.34	-1,444.48	211,899.40
100201	TERM INVESTMENTS	0.00	0.00	0.00	0.00
100203	RESTRICTED INVESTMENTS	0.00	0.00	0.00	0.00
<b>6476 - SELF-FUNDED INSURANCE</b>					
100101	CASH	4,202,241.70	218,228.34	-268,889.82	4,151,580.22
100201	TERM INVESTMENTS	0.00	0.00	0.00	0.00
<b>6620 - HEALTH-LIFE INSURANCE</b>					
100101	CASH	206,869.16	1,188,186.29	-1,188,178.16	206,877.29
100201	TERM INVESTMENTS	0.00	0.00	0.00	0.00
<b>7086 - TOWNSHIP MOTOR FUEL TAX</b>					
100101	CASH	3,292,265.69	361,312.47	-20,833.52	3,632,744.64
100201	TERM INVESTMENTS	0.00	0.00	0.00	0.00
<b>7087 - TOWNSHIP BRIDGE</b>					
100101	CASH	1,287.04	4.25	0.00	1,291.29
100201	TERM INVESTMENTS	0.00	0.00	0.00	0.00
<b>7097 - ESTATE</b>					
100101	CASH	51,410.96	152.97	0.00	51,563.93
100201	TERM INVESTMENTS	0.00	0.00	0.00	0.00
<b>7667 - PROPERTY CONDEMNATIONS</b>					
100101	CASH	202,561.08	939.81	-674.48	202,826.41
100201	TERM INVESTMENTS	0.00	0.00	0.00	0.00
<b>7687 - SHERIFF FORECLOSURES</b>					
100101	CASH	345,052.39	526,522.35	-36,280.40	835,294.34
<b>7699 - GARNISHMENTS</b>					
100101	CASH	249.08	6,515.92	-5,713.44	1,051.56



## CHAMPAIGN COUNTY CASH RECEIPTS AND DISBURSEMENTS

PERIOD ENDING 2/28/2023

	BEGINNING BALANCE	RECEIPTS	DISBURSEMENTS	ENDING BALANCE
<b>8850 - GEOG INF SYS JOINT VENTUR</b>				
100101 CASH	617,908.35	29,301.92	-80,324.11	566,886.16
<b>9975 - FIXED ASSETS CONTROL</b>				
100101 CASH	0.00	0.00	0.00	0.00
<b>9999 - CASH CONTROL - COUNTY</b>				
100101 CASH	-977.50	12,687,464.48	-12,687,464.48	-977.50
100101 CASH	32,944,637.08	0.00	0.00	32,944,637.08
100101 CASH	1,763.86	319.54	0.00	2,083.40
100101 CASH	110,147.64	4.56	-722.24	109,429.96
100101 CASH	128,773.69	7,915.77	-2,323.99	134,365.47
100101 CASH	1,529,016.61	4,871,732.90	-5,738,185.69	662,563.82
100101 CASH	3,657,615.43	625,915.85	-479,951.52	3,803,579.76
100101 CASH	0.00	0.00	0.00	0.00
100101 CASH	145,875.26	8,028.10	0.00	153,903.36
100101 CASH	385,520.53	25,080.42	0.00	410,600.95
100101 CASH	431,668.94	15,857.50	0.00	447,526.44
100101 CASH	376,748.56	23,292.79	0.00	400,041.35
100101 CASH	0.00	0.00	0.00	0.00
100101 CASH	0.00	0.00	0.00	0.00
100101 CASH	15,257,147.41	2,846,951.87	-4,802,141.32	13,301,957.96
100101 CASH	34.26	278,797.11	0.00	278,831.37
100101 CASH	4.47	1.18	0.00	5.65
100101 CASH	31,374,980.22	321,675.48	-4,060,384.68	27,636,271.02
100101 CASH	4,226.76	145.10	0.00	4,371.86
100101 CASH	14,446,890.56	9,808.70	-184,708.76	14,271,990.50
100101 CASH	1.80	0.00	0.00	1.80
<b>TOTAL CASH</b>	<b>224,738,276.79</b>	<b>41,085,045.63</b>	<b>-57,081,298.70</b>	<b>208,742,023.72</b>
<b>TOTAL TERM INVESTMENTS</b>	<b>20,285,521.64</b>	<b>70,235.50</b>	<b>0.00</b>	<b>20,355,757.14</b>
<b>TOTAL RESTRICTED INVESTMENTS</b>	<b>0.00</b>	<b>0.00</b>	<b>0.00</b>	<b>0.00</b>

# Collections by Date Report Champaign County

<b>Date Entered</b>	<b>Transactions</b>	<b>Tax Amount</b>	<b>Penalty Amount</b>	<b>Cost Amount</b>	<b>NSF Refunds Reversals</b>	<b>Manual Adjustment Amount</b>	<b>Daily Total</b>
02/01/2023	8	\$8,484.23	\$0.00	\$0.00	\$0.00	\$0.00	\$8,484.23
02/02/2023	1	\$300.00	\$0.00	\$0.00	\$0.00	\$0.00	\$300.00
02/03/2023	1	\$0.00	\$0.00	\$0.00	(\$2,168.84)	\$0.00	(\$2,168.84)
02/21/2023	1	\$1,621.96	\$85.15	\$0.00	\$0.00	\$0.00	\$1,707.11
02/28/2023	6	\$335,712.06	\$0.00	\$0.00	(\$427,610.24)	\$0.00	(\$91,898.18)
	<b>17</b>	<b>\$346,118.25</b>	<b>\$85.15</b>	<b>\$0.00</b>	<b>(\$429,779.08)</b>	<b>\$0.00</b>	<b>(\$83,575.68)</b>

**Bank Batch Type Listing**  
**Champaign County**  
**2/1/2023 - 2/28/2023**

Batch Type: Counter Batch

<b>Bank Name</b>	<b>Collected Amount</b>
Busey Bank	\$152.40
<b>Total</b>	<b>\$152.40</b>
<b>Grand Totals</b>	<b>\$152.40</b>

<b><u>Champaign County Drainage Districts</u></b>				
<b><u>Bank</u></b>	<b><u>Account Name</u></b>	<b><u>Cash Balance</u></b>		
Busey	Co. Drainage Districts	\$50,000.00		
Busey	Co. Drainage Districts	\$3,953,371.64		
	TOTALS	\$4,003,371.64		
<b><u>Champaign County Drainage Investments</u></b>				
<b><u>Bank</u></b>	<b><u>District</u></b>	<b><u>Matures</u></b>	<b><u>Rate</u></b>	<b><u>Amount</u></b>
Prospect	Okaw DD	1/18/2024	3.70%	\$106,166.61
Prospect	2 Mile Slough DD	2/8/2024	3.70%	\$9,597.89
Prospect	St Joseph DD 6	2/15/2024	3.70%	\$41,928.14
Prospect	Kaskaskia Special	1/22/2024	3.70%	\$10,422.29



## County Treasurer's Monthly Portfolio Management Report

<u>Investment Type</u>	<u># of Accounts</u>	<u>Amount</u>	<u>% of Portfolio</u>
Certificates of Deposit	3	\$20,185,521.64	27.47%
Bank Accounts (Cash)	9	\$34,246,365.55	46.60%
Illinois Funds Investment Pool	5	\$19,058,675.13	25.93%
Totals		\$73,490,562.32	100.00%

<u>Certificates of Deposit:</u>	<u># of CD's</u>	<u>Average Rate</u>	<u>Amount</u>	<u>Average Term</u>
Current Month Purchases	0	0.000%	\$0.00	
Portfolio	3	2.870%	\$20,185,521.64	10 Mos.

<u>Investment Aging Report - Days</u>	<u># of CD's</u>	<u>Amount</u>	<u>% of Portfolio</u>
1 - 30	0	\$0.00	0.000%
31 - 60	0	\$0.00	0.000%
61 - 90	0	\$0.00	0.000%
91 - 180	2	\$20,185,521.64	99.507%
181+	1	\$100,000.00	0.493%
Totals	3	\$20,285,521.64	100.00%