


CHAMPAIGN COUNTY CASH RECEIPTS AND DISBURSEMENTS

PERIOD ENDING 9/30/2022


		BEGINNING BALANCE	RECEIPTS	DISBURSEMENTS	ENDING BALANCE
1080 - GENERAL CORPORATE					
100101	CASH	13,057,278.47	11,162,802.55	-6,136,958.56	18,083,122.46
100201	TERM INVESTMENTS	0.00	0.00	0.00	0.00
100203	RESTRICTED INVESTMENTS	0.00	0.00	0.00	0.00
2075 - REGIONAL PLANNING COMM					
100101	CASH	3,027,208.49	3,066,190.31	-3,146,094.73	2,947,304.07
100201	TERM INVESTMENTS	0.00	0.00	0.00	0.00
2076 - TORT IMMUNITY TAX FUND					
100101	CASH	332,503.97	1,132,536.98	-378,159.62	1,086,881.33
100201	TERM INVESTMENTS	0.00	0.00	0.00	0.00
2083 - COUNTY HIGHWAY					
100101	CASH	2,956,087.18	1,124,360.26	-516,199.16	3,564,248.28
100201	TERM INVESTMENTS	0.00	0.00	0.00	0.00
2084 - COUNTY BRIDGE					
100101	CASH	1,836,312.74	485,819.94	-200,274.56	2,121,858.12
100201	TERM INVESTMENTS	0.00	0.00	0.00	0.00
2085 - COUNTY MOTOR FUEL TAX					
100101	CASH	9,102,972.73	847,180.23	-1,640,451.32	8,309,701.64
100201	TERM INVESTMENTS	0.00	0.00	0.00	0.00
2088 - ILL.MUNICIPAL RETIREMENT					
100101	CASH	614,384.80	1,693,858.07	0.00	2,308,242.87
100201	TERM INVESTMENTS	0.00	0.00	0.00	0.00
2089 - COUNTY PUBLIC HEALTH FUND					
100101	CASH	385,393.37	1,192,571.02	-554,933.66	1,023,030.73
100201	TERM INVESTMENTS	0.00	0.00	0.00	0.00
2090 - MENTAL HEALTH					
100101	CASH	3,011,868.48	2,087,948.79	-1,192,207.80	3,907,609.47
100201	TERM INVESTMENTS	0.00	0.00	0.00	0.00
2091 - ANIMAL CONTROL					
100101	CASH	521,275.63	131,947.56	-106,881.38	546,341.81
100201	TERM INVESTMENTS	0.00	0.00	0.00	0.00



CHAMPAIGN COUNTY CASH RECEIPTS AND DISBURSEMENTS

PERIOD ENDING 9/30/2022

		BEGINNING BALANCE	RECEIPTS	DISBURSEMENTS	ENDING BALANCE
2092 - LAW LIBRARY					
100101	CASH	108,328.69	40,423.77	-6,397.74	142,354.72
100201	TERM INVESTMENTS	0.00	0.00	0.00	0.00
2093 - FORECLOSURE MEDIATION FND					
100101	CASH	15,102.41	1,647.47	-3,090.46	13,659.42
2094 - PAYROLL CLEARING FUND					
100101	CASH	0.00	0.00	0.00	0.00
2098 - ACCOUNTS PAYABLE CLEARING					
100101	CASH	0.00	0.00	0.00	0.00
2101 - I/DD SPECIAL INITIATIVES					
100101	CASH	744,722.76	14,963.12	-819.33	758,866.55
2103 - HWY FED AID MATCHING FUND					
100101	CASH	472,744.93	31,829.63	0.00	504,574.56
100201	TERM INVESTMENTS	0.00	0.00	0.00	0.00
2104 - EARLY CHILDHOOD FUND					
100101	CASH	2,987,095.18	1,867,620.35	-1,375,630.57	3,479,084.96
100201	TERM INVESTMENTS	0.00	0.00	0.00	0.00
2106 - PUBL SAFETY SALES TAX FND					
100101	CASH	4,945,455.27	1,739,710.50	-223,607.70	6,461,558.07
100201	TERM INVESTMENTS	0.00	0.00	0.00	0.00
2107 - GEOGRAPHIC INF SYS FUND (GIS)					
100101	CASH	447,164.40	66,479.25	0.00	513,643.65
100201	TERM INVESTMENTS	0.00	0.00	0.00	0.00
2108 - DEVLPMNTL DISABILITY FUND					
100101	CASH	2,116,667.68	1,776,960.84	-770,840.00	3,122,788.52
100201	TERM INVESTMENTS	0.00	0.00	0.00	0.00
2110 - WORKFORCE DEVELOPMENT FND					
100101	CASH	-498,980.43	493,652.39	-419,482.31	-424,810.35
2120 - HWY IDOT REBUILD GRANT					
100101	CASH	3,184,385.05	1,492,974.48	-2,975,852.70	1,701,506.83
2121 - TWP IDOT REBUILD GRANT					



CHAMPAIGN COUNTY CASH RECEIPTS AND DISBURSEMENTS

PERIOD ENDING 9/30/2022


		BEGINNING BALANCE	RECEIPTS	DISBURSEMENTS	ENDING BALANCE
100101	CASH	1,257,724.58	228,703.44	-452,977.46	1,033,450.56
2188 - SOCIAL SECURITY FUND					
100101	CASH	547,356.95	1,214,359.36	-831,054.62	930,661.69
100201	TERM INVESTMENTS	0.00	0.00	0.00	0.00
2474 - RPC USDA REVOLVING LOANS					
100101	CASH	348,823.71	2,134.03	-31,838.00	319,119.74
2475 - RPC ECON DEVELOPMNT LOANS					
100101	CASH	3,464,393.18	21,141.78	0.00	3,485,534.96
100201	TERM INVESTMENTS	0.00	0.00	0.00	0.00
2609 - TAX INDEMNITY FUND					
100101	CASH	0.00	0.00	0.00	0.00
2610 - WORKING CASH FUND					
100101	CASH	378,361.50	720.14	0.00	379,081.64
100201	TERM INVESTMENTS	0.00	0.00	0.00	0.00
2611 - COUNTY CLK SURCHARGE FUND					
100101	CASH	1,064.00	3,664.00	-4,728.00	0.00
2612 - SHERIFF DRUG FORFEITURES					
100101	CASH	117,846.20	6,449.42	-1,959.42	122,336.20
2613 - COURT'S AUTOMATION FUND					
100101	CASH	-33,215.16	88,756.38	-34,777.80	20,763.42
100201	TERM INVESTMENTS	0.00	0.00	0.00	0.00
2614 - RECORDER'S AUTOMATION FND					
100101	CASH	507,479.85	52,761.00	-8,023.26	552,217.59
100201	TERM INVESTMENTS	0.00	0.00	0.00	0.00
2615 - PUBLIC DEFENDER AUTOMATN					
100101	CASH	1,888.00	174.00	0.00	2,062.00
2617 - CHILD SUPPORT SERV FUND					
100101	CASH	50,258.94	203.75	0.00	50,462.69
100201	TERM INVESTMENTS	0.00	0.00	0.00	0.00
2618 - PROBATION SERVICES FUND					
100101	CASH	1,872,827.87	103,295.87	-34,835.72	1,941,288.02



CHAMPAIGN COUNTY CASH RECEIPTS AND DISBURSEMENTS

PERIOD ENDING 9/30/2022


	BEGINNING BALANCE	RECEIPTS	DISBURSEMENTS	ENDING BALANCE
100201 TERM INVESTMENTS	0.00	0.00	0.00	0.00
2619 - TAX SALE AUTOMATION FUND				
100101 CASH	8,018.62	5,036.50	-5,998.58	7,056.54
2621 - STS ATTY DRUG FORFEITURES				
100101 CASH	130,466.69	13,245.07	-20,482.16	123,229.60
2627 - PROPERTY TAX INT FEE FUND				
100101 CASH	206.33	0.39	0.00	206.72
100201 TERM INVESTMENTS	100,000.00	0.00	0.00	100,000.00
2628 - ELECTN ASSIST/ACCESSIBLTY				
100101 CASH	-87,621.69	6,594.40	-13,188.80	-94,216.09
2629 - COUNTY HISTORICAL FUND				
100101 CASH	8,932.50	17.00	0.00	8,949.50
2630 - CIR CLK OPERATION & ADMIN				
100101 CASH	292,146.28	355,957.54	-53,032.68	595,071.14
2632 - CIR CLK ELCTRNC CITATIONS				
100101 CASH	240,189.92	16,890.98	0.00	257,080.90
2633 - STS ATTY RECORDS AUTOMATN				
100101 CASH	9,710.81	1,282.29	0.00	10,993.10
2635 - CANNABIS REGULATION FUND				
100101 CASH	72,748.52	12,434.51	0.00	85,183.03
2638 - CORONER STATUTORY FEES				
100101 CASH	70,810.34	15,036.94	-3,385.54	82,461.74
2658 - JAIL COMMISSARY				
100101 CASH	574,360.26	12,997.52	-3,083.50	584,274.28
2659 - COUNTY JAIL MEDICAL COSTS				
100101 CASH	5,644.36	1,903.10	0.00	7,547.46
2670 - COUNTY CLK AUTOMATION FND				
100101 CASH	29,369.18	7,207.33	-1,467.80	35,108.71
2671 - COURT DOCUMENT STORAGE FD				
100101 CASH	21,773.71	84,484.77	-25,617.60	80,640.88
100201 TERM INVESTMENTS	0.00	0.00	0.00	0.00



CHAMPAIGN COUNTY CASH RECEIPTS AND DISBURSEMENTS

PERIOD ENDING 9/30/2022


		BEGINNING BALANCE	RECEIPTS	DISBURSEMENTS	ENDING BALANCE
2675 - VICTIM ADVOCACY GRT-ICJIA					
100101	CASH	0.00	0.00	0.00	0.00
2676 - SOLID WASTE MANAGEMENT					
100101	CASH	13,452.41	6,361.61	0.00	19,814.02
100201	TERM INVESTMENTS	0.00	0.00	0.00	0.00
2679 - CHILD ADVOCACY CENTER					
100101	CASH	-26,355.97	85,968.98	-83,692.58	-24,079.57
2685 - SPECIALTY COURTS FUND					
100101	CASH	100,163.19	34,625.26	-12,186.24	122,602.21
2840 - ARPA					
100101	CASH	15,647,899.45	467,724.04	-932,886.78	15,182,736.71
100201	TERM INVESTMENTS	20,000,000.00	45,460.95	0.00	20,045,460.95
3105 - CAPITAL ASSET REPLCMT FND					
100101	CASH	1,842,042.35	994,021.63	-1,980,426.62	855,637.36
100201	TERM INVESTMENTS	0.00	0.00	0.00	0.00
3303 - COURT COMPLEX CONSTR FUND					
100101	CASH	17,081.07	44.88	0.00	17,125.95
100201	TERM INVESTMENTS	0.00	0.00	0.00	0.00
4074 - 2003 NURS HM BOND DBT SRV					
100101	CASH	0.00	0.00	0.00	0.00
100201	TERM INVESTMENTS	0.00	0.00	0.00	0.00
4350 - HWY FACIL BOND DEBT SERVICE					
100101	CASH	0.00	0.00	0.00	0.00
5081 - NURSING HOME					
100101	CASH	200,116.38	171.60	0.00	200,287.98
100201	TERM INVESTMENTS	0.00	0.00	0.00	0.00
100203	RESTRICTED INVESTMENTS	0.00	0.00	0.00	0.00
6476 - SELF-FUNDED INSURANCE					
100101	CASH	2,689,503.67	1,891,969.25	-359,905.98	4,221,566.94
100201	TERM INVESTMENTS	0.00	0.00	0.00	0.00
6620 - HEALTH-LIFE INSURANCE					



CHAMPAIGN COUNTY CASH RECEIPTS AND DISBURSEMENTS

PERIOD ENDING 9/30/2022

		BEGINNING BALANCE	RECEIPTS	DISBURSEMENTS	ENDING BALANCE
100101	CASH	756,649.11	1,295,787.47	-2,255,108.58	-202,672.00
100201	TERM INVESTMENTS	0.00	0.00	0.00	0.00
7086 - TOWNSHIP MOTOR FUEL TAX					
100101	CASH	2,841,813.37	429,273.29	-857,216.38	2,413,870.28
100201	TERM INVESTMENTS	0.00	0.00	0.00	0.00
7087 - TOWNSHIP BRIDGE					
100101	CASH	791,260.56	1,636.76	0.00	792,897.32
100201	TERM INVESTMENTS	0.00	0.00	0.00	0.00
7097 - ESTATE					
100101	CASH	45,785.81	87.15	0.00	45,872.96
100201	TERM INVESTMENTS	0.00	0.00	0.00	0.00
7667 - PROPERTY CONDEMNATIONS					
100101	CASH	196,802.65	374.58	0.00	197,177.23
100201	TERM INVESTMENTS	0.00	0.00	0.00	0.00
7687 - SHERIFF FORECLOSURES					
100101	CASH	878,639.68	579,072.76	-1,049,149.02	408,563.42
7699 - GARNISHMENTS					
100101	CASH	-0.83	5,168.15	-5,167.17	0.15
8850 - GEOG INF SYS JOINT VENTUR					
100101	CASH	333,145.44	363,986.11	-78,617.32	618,514.23
9975 - FIXED ASSETS CONTROL					
100101	CASH	0.00	0.00	0.00	0.00
9999 - CASH CONTROL - COUNTY					
100101	CASH	-977.51	10,876,212.36	-10,876,212.36	-977.51
100101	CASH	24,785,935.93	2,996,511.27	0.00	27,782,447.20
100101	CASH	451.76	166.69	0.00	618.45
100101	CASH	99,278.58	4.91	0.00	99,283.49
100101	CASH	129,178.08	2,134.03	-31,838.00	99,474.11
100101	CASH	-406,819.94	3,078,999.32	-2,586,176.23	86,003.15
100101	CASH	2,135,081.18	1,272,211.70	-3,316,987.79	90,305.09
100101	CASH	0.00	0.00	0.00	0.00



CHAMPAIGN COUNTY CASH RECEIPTS AND DISBURSEMENTS

PERIOD ENDING 9/30/2022

		BEGINNING BALANCE	RECEIPTS	DISBURSEMENTS	ENDING BALANCE
100101	CASH	40,317.20	14,574.63	0.00	54,891.83
100101	CASH	99,124.41	43,582.54	0.00	142,706.95
100101	CASH	87,685.45	47,773.16	0.00	135,458.61
100101	CASH	122,978.84	46,288.00	0.00	169,266.84
100101	CASH	0.00	0.00	0.00	0.00
100101	CASH	0.00	0.00	0.00	0.00
100101	CASH	8,375,733.73	8,021,732.39	-4,479,582.55	11,917,883.57
100101	CASH	1.73	0.56	0.00	2.29
100101	CASH	2.71	0.00	0.00	2.71
100101	CASH	-5,711,167.03	8,146,028.79	-4,136,319.97	-1,701,458.21
100101	CASH	3,618.72	86.01	0.00	3,704.73
100101	CASH	17,921,501.53	1,280.65	-466,443.39	17,456,338.79
100101	CASH	0.98	0.00	0.00	0.98
<hr/>					
TOTAL CASH		133,269,461.94	73,410,789.55	-54,682,249.50	151,998,001.99
TOTAL TERM INVESTMENTS		20,100,000.00	45,460.95	0.00	20,145,460.95
TOTAL RESTRICTED INVESTMENTS		0.00	0.00	0.00	0.00

Collections by Date Report Champaign County

Date Entered	Transactions	Tax Amount	Penalty Amount	Cost Amount	NSF Refunds Reversals	Manual Adjustment Amount	Daily Total
09/01/2022	10133	\$42,723,057.42	\$10,128.38	\$100.00	(\$12,392.80)	\$0.00	\$42,720,893.00
09/02/2022	222	\$1,181,380.03	\$7,255.95	\$0.00	(\$1,414.77)	\$0.00	\$1,187,221.21
09/06/2022	466	\$1,099,801.11	\$5,482.91	\$0.00	\$0.00	\$0.00	\$1,105,284.02
09/07/2022	2224	\$5,766,819.71	\$18,335.88	\$5.00	(\$28,031.72)	\$0.00	\$5,757,128.87
09/08/2022	318	\$2,225,196.14	\$3,620.11	\$0.00	\$0.00	\$0.00	\$2,228,816.25
09/09/2022	217	\$883,206.02	\$2,603.95	\$0.00	(\$21,919.97)	\$0.00	\$863,890.00
09/12/2022	350	\$1,696,942.17	\$9,020.41	\$35.00	(\$22,360.55)	\$0.00	\$1,683,637.03
09/13/2022	102	\$398,708.62	\$3,976.05	\$0.00	(\$855.95)	\$0.00	\$401,828.72
09/14/2022	230	\$1,300,636.75	\$6,983.40	\$0.00	(\$225,331.98)	\$0.00	\$1,082,288.17
09/15/2022	191	\$388,421.58	\$7,625.75	\$30.00	(\$47,601.70)	\$0.00	\$348,475.63
09/16/2022	40	\$60,523.84	\$1,050.34	\$0.00	(\$49,839.74)	\$0.00	\$11,734.44
09/19/2022	201	\$614,577.60	\$20,852.49	\$745.00	(\$20,219.56)	\$0.00	\$615,955.53
09/20/2022	197	\$469,795.89	\$12,464.05	\$330.00	(\$18,625.08)	\$0.00	\$463,964.86
09/21/2022	152	\$528,398.37	\$6,446.35	\$85.00	(\$3,115.28)	\$0.00	\$531,814.44
09/22/2022	720	\$1,602,097.02	\$4,841.32	\$150.00	(\$12,438.09)	\$0.00	\$1,594,650.25
09/23/2022	97	\$239,482.36	\$4,787.21	\$40.00	\$0.00	\$0.00	\$244,309.57
09/25/2022	19	\$35,301.79	\$1,016.16	\$0.00	\$0.00	\$0.00	\$36,317.95
09/26/2022	43	\$134,620.94	\$2,489.54	\$0.00	(\$12,234.86)	\$0.00	\$124,875.62
09/27/2022	101	\$276,182.45	\$8,698.77	\$250.00	(\$2,378.12)	\$0.00	\$282,753.10
09/28/2022	60	\$156,277.12	\$3,422.07	\$45.00	\$0.00	\$0.00	\$159,744.19
09/29/2022	196	\$463,893.09	\$9,747.40	\$30.00	\$0.00	\$0.00	\$473,670.49
09/30/2022	393	\$1,148,961.31	\$21,462.98	\$60.00	(\$67,942.21)	\$0.00	\$1,102,542.08
	16672	\$63,394,281.33	\$172,311.47	\$1,905.00	(\$546,702.38)	\$0.00	\$63,021,795.42

Bank Batch Type Listing
Champaign County
9/1/2022 - 9/30/2022

Batch Type: Bank/TPA Batch

Bank Name	Collected Amount
First State Bank	\$41,152.20
First Financial Bank Na 0356	\$30,693.66
First Financial Bank NA 3575	\$8,297.76
First State Bk - Forrest	\$7,332.54
Bank Champaign	\$176,131.02
Bank of Rantoul	\$246,809.69
CIBM Bank	\$62,577.92
Commerce Bank	\$2,188.84
Community Plus Federal CU	\$790.79
Dewey State Bk	\$50,347.42
First Federal S & L/Champaign-	\$268,616.91
First Mid Bank & Trust Na 2076	\$247,639.51
Fisher National. Bank	\$401,610.64
Gifford State Bank	\$155,700.67
Heartland Bank and Trust Co	\$826,042.98
Hickory Point Bank & Trust FSB	\$24,523.81
Illinois National Bank	\$1,181.12
Iroquois Federal	\$147,644.73
Longview Bank	\$18,964.23
Longview Bank	\$148,254.58
Longview Bank and Trust	\$19,641.02
Marine Bank	\$184,734.30
Midland States Bank 3307	\$13,471.19
Old National Bank	\$10,461.64
Philo Exchange Bank	\$159,107.43
Prairie State Bank & Trust	\$5,394.50
Prospect Bank	\$360,075.33
State Bank of Bement	\$60,514.49
University of IL Community Cre	\$176,423.79
Total	\$3,856,324.71

Batch Type: Counter Batch

Bank Name	Collected Amount
Busey Bank	\$6,847,968.60
Total	\$6,847,968.60

Batch Type: Mail Batch

Bank Name	Collected Amount
Busey Bank	\$24,768,856.31
Total	\$24,768,856.31

Batch Type: Subsequent Sale Batch

Bank Name	Collected Amount
Busey Bank	\$908,218.95
Total	\$908,218.95

Bank Batch Type Listing
Champaign County
9/1/2022 - 9/30/2022

Batch Type: Tape Payments

Bank Name	Collected Amount
Busey Bank	\$17,082,221.27
Non-Posting Code Errors Only	\$4,262.85
Total	\$17,086,484.12
Grand Totals	\$53,467,852.69

<u>Champaign County Drainage Districts</u>				
<u>Bank</u>	<u>Account Name</u>	<u>Cash Balance</u>		
Busey	Co. Drainage Districts	\$50,000.00		
Busey	Co. Drainage Districts	\$4,201,387.25		
	TOTALS	\$4,251,387.25		
<u>Champaign County Drainage Investments</u>				
<u>Bank</u>	<u>District</u>	<u>Matures</u>	<u>Rate</u>	<u>Amount</u>
Prospect	Okaw DD	12/3/2022	0.20%	\$105,999.88
Prospect	2 Mile Slough DD	2/8/2022	0.05%	\$9,595.47
Prospect	St Joseph DD 6	2/15/2022	0.15%	\$41,907.01
Prospect	Kaskaskia Special	1/22/2022	0.10%	\$10,419.67

County Treasurer's Monthly Portfolio Management Report

<u>Investment Type</u>	<u># of Accounts</u>	<u>Amount</u>	<u>% of Portfolio</u>
Certificates of Deposit	3	\$20,145,460.95	21.06%
Bank Accounts (Cash)	9	\$937,628.83	0.98%
Illinois Funds Investment Pool	5	\$74,578,959.14	77.96%
Totals		\$95,662,048.92	100.00%

<u>Certificates of Deposit:</u>	<u># of CD's</u>	<u>Average Rate</u>	<u>Amount</u>	<u>Average Term</u>
Current Month Purchases	0	0.000%	\$0.00	
Portfolio	3	2.870%	\$20,145,460.95	10 Mos.

<u>Investment Aging Report - Days</u>	<u># of CD's</u>	<u>Amount</u>	<u>% of Portfolio</u>
1 - 30	2	\$20,045,460.95	99.504%
31 - 60	0	\$0.00	0.000%
61 - 90	0	\$0.00	0.000%
91 - 180	0	\$0.00	0.000%
181+	1	\$100,000.00	0.496%
Totals	3	\$20,145,460.95	100.00%