


CHAMPAIGN COUNTY CASH RECEIPTS AND DISBURSEMENTS

PERIOD ENDING 8/31/2022


		BEGINNING BALANCE	RECEIPTS	DISBURSEMENTS	ENDING BALANCE
1080 - GENERAL CORPORATE					
100101	CASH	15,525,094.38	4,505,617.23	-6,973,433.14	13,057,278.47
100201	TERM INVESTMENTS	0.00	0.00	0.00	0.00
100203	RESTRICTED INVESTMENTS	0.00	0.00	0.00	0.00
2075 - REGIONAL PLANNING COMM					
100101	CASH	2,788,548.16	2,700,968.35	-2,462,308.02	3,027,208.49
100201	TERM INVESTMENTS	0.00	0.00	0.00	0.00
2076 - TORT IMMUNITY TAX FUND					
100101	CASH	264,130.09	100,869.86	-32,495.98	332,503.97
100201	TERM INVESTMENTS	0.00	0.00	0.00	0.00
2083 - COUNTY HIGHWAY					
100101	CASH	3,126,501.75	329,178.41	-499,592.98	2,956,087.18
100201	TERM INVESTMENTS	0.00	0.00	0.00	0.00
2084 - COUNTY BRIDGE					
100101	CASH	1,891,354.13	61,814.81	-116,856.20	1,836,312.74
100201	TERM INVESTMENTS	0.00	0.00	0.00	0.00
2085 - COUNTY MOTOR FUEL TAX					
100101	CASH	9,067,860.50	559,598.05	-524,485.82	9,102,972.73
100201	TERM INVESTMENTS	0.00	0.00	0.00	0.00
2088 - ILL.MUNICIPAL RETIREMENT					
100101	CASH	594,995.86	392,843.88	-373,454.94	614,384.80
100201	TERM INVESTMENTS	0.00	0.00	0.00	0.00
2089 - COUNTY PUBLIC HEALTH FUND					
100101	CASH	750,906.46	604,526.59	-970,039.68	385,393.37
100201	TERM INVESTMENTS	0.00	0.00	0.00	0.00
2090 - MENTAL HEALTH					
100101	CASH	3,324,993.36	649,542.50	-962,667.38	3,011,868.48
100201	TERM INVESTMENTS	0.00	0.00	0.00	0.00
2091 - ANIMAL CONTROL					
100101	CASH	437,497.75	190,477.74	-106,699.86	521,275.63
100201	TERM INVESTMENTS	0.00	0.00	0.00	0.00



CHAMPAIGN COUNTY CASH RECEIPTS AND DISBURSEMENTS

PERIOD ENDING 8/31/2022


		BEGINNING BALANCE	RECEIPTS	DISBURSEMENTS	ENDING BALANCE
2092 - LAW LIBRARY					
100101	CASH	113,851.05	5,857.02	-11,379.38	108,328.69
100201	TERM INVESTMENTS	0.00	0.00	0.00	0.00
2093 - FORECLOSURE MEDIATION FND					
100101	CASH	16,746.05	1,695.04	-3,338.68	15,102.41
2094 - PAYROLL CLEARING FUND					
100101	CASH	0.00	0.00	0.00	0.00
2098 - ACCOUNTS PAYABLE CLEARING					
100101	CASH	0.00	0.00	0.00	0.00
2101 - I/DD SPECIAL INITIATIVES					
100101	CASH	743,519.40	1,203.36	0.00	744,722.76
2103 - HWY FED AID MATCHING FUND					
100101	CASH	471,884.43	860.50	0.00	472,744.93
100201	TERM INVESTMENTS	0.00	0.00	0.00	0.00
2104 - EARLY CHILDHOOD FUND					
100101	CASH	2,904,197.95	1,567,207.27	-1,484,310.04	2,987,095.18
100201	TERM INVESTMENTS	0.00	0.00	0.00	0.00
2106 - PUBL SAFETY SALES TAX FND					
100101	CASH	4,488,631.38	684,712.27	-227,888.38	4,945,455.27
100201	TERM INVESTMENTS	0.00	0.00	0.00	0.00
2107 - GEOGRAPHIC INF SYS FUND (GIS)					
100101	CASH	490,162.23	109,807.67	-152,805.50	447,164.40
100201	TERM INVESTMENTS	0.00	0.00	0.00	0.00
2108 - DEVLPMNTL DISABILITY FUND					
100101	CASH	2,668,787.76	767,967.92	-1,320,088.00	2,116,667.68
100201	TERM INVESTMENTS	0.00	0.00	0.00	0.00
2110 - WORKFORCE DEVELOPMENT FND					
100101	CASH	-149,736.95	352,213.37	-701,456.85	-498,980.43
2120 - HWY IDOT REBUILD GRANT					
100101	CASH	3,178,588.80	5,796.25	0.00	3,184,385.05
2121 - TWP IDOT REBUILD GRANT					



CHAMPAIGN COUNTY CASH RECEIPTS AND DISBURSEMENTS

PERIOD ENDING 8/31/2022


	BEGINNING BALANCE	RECEIPTS	DISBURSEMENTS	ENDING BALANCE
100101 CASH	1,567,350.84	332,734.74	-642,361.00	1,257,724.58
2188 - SOCIAL SECURITY FUND				
100101 CASH	630,362.59	736,492.74	-819,498.38	547,356.95
100201 TERM INVESTMENTS	0.00	0.00	0.00	0.00
2474 - RPC USDA REVOLVING LOANS				
100101 CASH	338,216.17	10,607.54	0.00	348,823.71
2475 - RPC ECON DEVELOPMNT LOANS				
100101 CASH	3,414,881.32	50,089.71	-577.85	3,464,393.18
100201 TERM INVESTMENTS	0.00	0.00	0.00	0.00
2609 - TAX INDEMNITY FUND				
100101 CASH	0.00	0.00	0.00	0.00
2610 - WORKING CASH FUND				
100101 CASH	377,750.13	611.37	0.00	378,361.50
100201 TERM INVESTMENTS	0.00	0.00	0.00	0.00
2611 - COUNTY CLK SURCHARGE FUND				
100101 CASH	0.00	1,064.00	0.00	1,064.00
2612 - SHERIFF DRUG FORFEITURES				
100101 CASH	119,025.19	1,561.79	-2,740.78	117,846.20
2613 - COURT'S AUTOMATION FUND				
100101 CASH	-33,215.16	0.00	0.00	-33,215.16
100201 TERM INVESTMENTS	0.00	0.00	0.00	0.00
2614 - RECORDER'S AUTOMATION FND				
100101 CASH	493,538.85	18,541.24	-4,600.24	507,479.85
100201 TERM INVESTMENTS	0.00	0.00	0.00	0.00
2615 - PUBLIC DEFENDER AUTOMATN				
100101 CASH	1,888.00	0.00	0.00	1,888.00
2617 - CHILD SUPPORT SERV FUND				
100101 CASH	50,178.19	80.75	0.00	50,258.94
100201 TERM INVESTMENTS	0.00	0.00	0.00	0.00
2618 - PROBATION SERVICES FUND				
100101 CASH	1,875,815.69	8,981.76	-11,969.58	1,872,827.87



CHAMPAIGN COUNTY CASH RECEIPTS AND DISBURSEMENTS

PERIOD ENDING 8/31/2022


	BEGINNING BALANCE	RECEIPTS	DISBURSEMENTS	ENDING BALANCE
100201 TERM INVESTMENTS	0.00	0.00	0.00	0.00
2619 - TAX SALE AUTOMATION FUND				
100101 CASH	10,870.65	3,839.79	-6,691.82	8,018.62
2621 - STS ATTY DRUG FORFEITURES				
100101 CASH	134,788.42	5,350.63	-9,672.36	130,466.69
2627 - PROPERTY TAX INT FEE FUND				
100101 CASH	206.00	0.33	0.00	206.33
100201 TERM INVESTMENTS	100,000.00	0.00	0.00	100,000.00
2628 - ELECTN ASSIST/ACCESSIBLTY				
100101 CASH	-77,372.93	11,828.26	-22,077.02	-87,621.69
2629 - COUNTY HISTORICAL FUND				
100101 CASH	8,918.06	14.44	0.00	8,932.50
2630 - CIR CLK OPERATION & ADMIN				
100101 CASH	295,238.11	4,010.79	-7,102.62	292,146.28
2632 - CIR CLK ELCTRNC CITATIONS				
100101 CASH	239,806.25	383.67	0.00	240,189.92
2633 - STS ATTY RECORDS AUTOMATN				
100101 CASH	9,695.50	15.31	0.00	9,710.81
2635 - CANNABIS REGULATION FUND				
100101 CASH	67,791.47	4,957.05	0.00	72,748.52
2638 - CORONER STATUTORY FEES				
100101 CASH	65,884.38	7,666.12	-2,740.16	70,810.34
2658 - JAIL COMMISSARY				
100101 CASH	564,209.02	12,040.30	-1,889.06	574,360.26
2659 - COUNTY JAIL MEDICAL COSTS				
100101 CASH	5,635.78	8.58	0.00	5,644.36
2670 - COUNTY CLK AUTOMATION FND				
100101 CASH	27,531.45	3,037.03	-1,199.30	29,369.18
2671 - COURT DOCUMENT STORAGE FD				
100101 CASH	29,828.82	8,092.43	-16,147.54	21,773.71
100201 TERM INVESTMENTS	0.00	0.00	0.00	0.00



CHAMPAIGN COUNTY CASH RECEIPTS AND DISBURSEMENTS

PERIOD ENDING 8/31/2022


		BEGINNING BALANCE	RECEIPTS	DISBURSEMENTS	ENDING BALANCE
2675 - VICTIM ADVOCACY GRT-ICJIA					
100101	CASH	0.00	0.00	0.00	0.00
2676 - SOLID WASTE MANAGEMENT					
100101	CASH	12,726.28	726.13	0.00	13,452.41
100201	TERM INVESTMENTS	0.00	0.00	0.00	0.00
2679 - CHILD ADVOCACY CENTER					
100101	CASH	-67,179.13	97,498.66	-56,675.50	-26,355.97
2685 - SPECIALTY COURTS FUND					
100101	CASH	106,582.22	6,753.29	-13,172.32	100,163.19
2840 - ARPA					
100101	CASH	35,994,770.35	352,647.20	-20,699,518.10	15,647,899.45
100201	TERM INVESTMENTS	0.00	20,000,000.00	0.00	20,000,000.00
3105 - CAPITAL ASSET REPLCMT FND					
100101	CASH	2,110,904.44	281,025.31	-549,887.40	1,842,042.35
100201	TERM INVESTMENTS	0.00	0.00	0.00	0.00
3303 - COURT COMPLEX CONSTR FUND					
100101	CASH	17,029.83	51.24	0.00	17,081.07
100201	TERM INVESTMENTS	0.00	0.00	0.00	0.00
4074 - 2003 NURS HM BOND DBT SRV					
100101	CASH	0.00	0.00	0.00	0.00
100201	TERM INVESTMENTS	0.00	0.00	0.00	0.00
4350 - HWY FACIL BOND DEBT SERVICE					
100101	CASH	0.00	0.00	0.00	0.00
5081 - NURSING HOME					
100101	CASH	199,962.09	154.29	0.00	200,116.38
100201	TERM INVESTMENTS	0.00	0.00	0.00	0.00
100203	RESTRICTED INVESTMENTS	0.00	0.00	0.00	0.00
6476 - SELF-FUNDED INSURANCE					
100101	CASH	2,730,272.11	126,140.10	-166,908.54	2,689,503.67
100201	TERM INVESTMENTS	0.00	0.00	0.00	0.00
6620 - HEALTH-LIFE INSURANCE					



CHAMPAIGN COUNTY CASH RECEIPTS AND DISBURSEMENTS

PERIOD ENDING 8/31/2022

		BEGINNING BALANCE	RECEIPTS	DISBURSEMENTS	ENDING BALANCE
100101	CASH	724,789.62	1,155,463.83	-1,123,604.34	756,649.11
100201	TERM INVESTMENTS	0.00	0.00	0.00	0.00
7086 - TOWNSHIP MOTOR FUEL TAX					
100101	CASH	3,344,821.22	1,040,989.96	-1,543,997.81	2,841,813.37
100201	TERM INVESTMENTS	0.00	0.00	0.00	0.00
7087 - TOWNSHIP BRIDGE					
100101	CASH	789,820.30	1,440.26	0.00	791,260.56
100201	TERM INVESTMENTS	0.00	0.00	0.00	0.00
7097 - ESTATE					
100101	CASH	45,711.83	73.98	0.00	45,785.81
100201	TERM INVESTMENTS	0.00	0.00	0.00	0.00
7667 - PROPERTY CONDEMNATIONS					
100101	CASH	196,484.65	318.00	0.00	196,802.65
100201	TERM INVESTMENTS	0.00	0.00	0.00	0.00
7687 - SHERIFF FORECLOSURES					
100101	CASH	688,391.28	796,048.40	-605,800.00	878,639.68
7699 - GARNISHMENTS					
100101	CASH	190.54	6,049.41	-6,240.78	-0.83
8850 - GEOG INF SYS JOINT VENTUR					
100101	CASH	364,982.36	50,549.24	-82,386.16	333,145.44
9975 - FIXED ASSETS CONTROL					
100101	CASH	0.00	0.00	0.00	0.00
9999 - CASH CONTROL - COUNTY					
100101	CASH	-972.01	8,063,692.90	-8,063,698.40	-977.51
100101	CASH	21,818,345.97	2,967,589.96	0.00	24,785,935.93
100101	CASH	302.54	149.22	0.00	451.76
100101	CASH	99,273.51	5.07	0.00	99,278.58
100101	CASH	118,570.54	10,607.54	0.00	129,178.08
100101	CASH	-415,155.88	2,260,258.50	-2,251,922.56	-406,819.94
100101	CASH	3,171,625.49	592,744.99	-1,629,289.30	2,135,081.18
100101	CASH	0.00	0.00	0.00	0.00



CHAMPAIGN COUNTY CASH RECEIPTS AND DISBURSEMENTS

PERIOD ENDING 8/31/2022

		BEGINNING BALANCE	RECEIPTS	DISBURSEMENTS	ENDING BALANCE
100101	CASH	26,827.27	13,489.93	0.00	40,317.20
100101	CASH	57,460.93	41,663.48	0.00	99,124.41
100101	CASH	50,971.56	36,713.89	0.00	87,685.45
100101	CASH	76,970.09	46,008.75	0.00	122,978.84
100101	CASH	0.00	0.00	0.00	0.00
100101	CASH	0.00	0.00	0.00	0.00
100101	CASH	9,414,574.09	3,121,551.50	-4,160,391.86	8,375,733.73
100101	CASH	1.15	0.58	0.00	1.73
100101	CASH	2.03	0.68	0.00	2.71
100101	CASH	-2,610,277.62	739,534.18	-3,840,423.59	-5,711,167.03
100101	CASH	3,541.72	77.00	0.00	3,618.72
100101	CASH	18,268,372.43	2,888.15	-349,759.05	17,921,501.53
100101	CASH	0.91	0.07	0.00	0.98
<hr/>					
TOTAL CASH		160,258,032.04	36,627,674.15	-63,616,244.25	133,269,461.94
TOTAL TERM INVESTMENTS		100,000.00	20,000,000.00	0.00	20,100,000.00
TOTAL RESTRICTED INVESTMENTS		0.00	0.00	0.00	0.00

Collections by Date Report Champaign County

Date Entered	Transactions	Tax Amount	Penalty Amount	Cost Amount	NSF Refunds Reversals	Manual Adjustment Amount	Daily Total
08/01/2022	85	\$243,372.84	\$3,256.08	\$30.00	(\$3,094.22)	\$0.00	\$243,564.70
08/02/2022	231	\$651,125.94	\$5,839.43	\$70.00	(\$17,904.97)	\$0.00	\$639,130.40
08/03/2022	165	\$374,648.14	\$4,029.16	\$30.00	\$0.00	\$0.00	\$378,707.30
08/04/2022	298	\$1,447,615.90	\$3,800.02	\$0.00	\$0.00	\$0.00	\$1,451,415.92
08/05/2022	297	\$568,607.08	\$2,220.69	\$30.00	\$0.00	\$0.00	\$570,857.77
08/06/2022	11	\$27,540.22	\$0.00	\$0.00	\$0.00	\$0.00	\$27,540.22
08/08/2022	207	\$707,798.04	\$1,542.71	\$0.00	(\$16,040.97)	\$0.00	\$693,299.78
08/09/2022	453	\$1,120,757.18	\$3,744.13	\$0.00	(\$91,593.70)	\$0.00	\$1,032,907.61
08/10/2022	340	\$1,151,607.39	\$3,386.73	\$0.00	(\$1,904.22)	\$0.00	\$1,153,089.90
08/11/2022	182	\$612,870.02	\$1,857.59	\$0.00	(\$1,643.32)	\$0.00	\$613,084.29
08/12/2022	1048	\$3,497,155.78	\$10,551.72	\$60.00	(\$20,148.25)	\$0.00	\$3,487,619.25
08/13/2022	11	\$18,415.88	\$0.00	\$0.00	\$0.00	\$0.00	\$18,415.88
08/15/2022	466	\$1,637,144.98	\$2,737.42	\$0.00	\$0.00	\$0.00	\$1,639,882.40
08/16/2022	419	\$1,934,924.84	\$244.40	\$0.00	\$0.00	\$0.00	\$1,935,169.24
08/17/2022	279	\$608,539.79	\$1,407.33	\$0.00	(\$9,413.09)	\$0.00	\$600,534.03
08/18/2022	6204	\$17,985,676.14	\$11,994.80	\$60.00	(\$20,383.39)	\$0.00	\$17,977,347.55
08/19/2022	660	\$1,959,258.51	\$1,266.33	\$0.00	(\$218,356.91)	\$0.00	\$1,742,167.93
08/20/2022	38	\$82,517.51	\$0.00	\$0.00	\$0.00	\$0.00	\$82,517.51
08/22/2022	1061	\$4,118,220.25	\$581.52	\$0.00	(\$1,228.67)	\$0.00	\$4,117,573.10
08/23/2022	1340	\$3,867,052.01	\$1,603.67	\$0.00	\$0.00	\$0.00	\$3,868,655.68
08/24/2022	2809	\$8,268,366.96	\$6,901.31	\$30.00	(\$7,590.35)	\$0.00	\$8,267,707.92
08/25/2022	10754	\$23,137,892.02	\$1,374.09	\$30.00	\$0.00	\$0.00	\$23,139,296.11
08/26/2022	1613	\$6,551,557.04	\$1,719.64	\$0.00	(\$8,152.74)	\$0.00	\$6,545,123.94
08/27/2022	92	\$184,487.59	\$0.00	\$0.00	\$0.00	\$0.00	\$184,487.59
08/29/2022	2612	\$7,233,733.88	\$8,314.75	\$0.00	(\$1,231.74)	\$0.00	\$7,240,816.89
08/30/2022	4419	\$12,020,739.24	\$4,654.08	\$0.00	(\$2,307.41)	\$0.00	\$12,023,085.91
08/31/2022	2455	\$6,081,656.25	\$2,508.18	\$0.00	\$0.00	\$0.00	\$6,084,164.43
	38549	\$106,093,281.42	\$85,535.78	\$340.00	(\$420,993.95)	\$0.00	\$105,758,163.25

Bank Batch Type Listing
Champaign County
8/1/2022 - 8/31/2022

Batch Type: Bank/TPA Batch

Bank Name	Collected Amount
First State Bank	\$272,847.35
First Financial Bank Na 0356	\$1,067,022.41
First Financial Bank NA 3575	\$12,106.49
First State Bk - Forrest	\$45,111.40
Bank Champaign	\$1,156,515.02
Bank of Rantoul	\$761,559.61
CIBM Bank	\$575,041.69
Commerce Bank	\$42,032.38
Community Bank	\$1,380.51
Community Plus Federal CU	\$31,284.62
Dewey State Bk	\$197,724.70
First Federal S & L/Champaign-	\$996,152.30
First Mid Bank & Trust Na 2076	\$985,946.08
Fisher National. Bank	\$947,387.82
Gifford State Bank	\$955,697.58
Heartland Bank and Trust Co	\$572,030.12
Hickory Point Bank & Trust FSB	\$365,680.99
Illinois National Bank	\$2,307.85
Illinois National Bank - 5707	\$15,602.24
Iroquois Federal	\$813,678.18
Longview Bank	\$73,766.72
Longview Bank	\$784,781.82
Longview Bank and Trust	\$91,559.93
Marine Bank	\$354,606.53
Midland States Bank 3307	\$22,084.33
Old National Bank	\$28,765.37
Philo Exchange Bank	\$608,696.38
Prairie State Bank & Trust	\$56,713.66
Prospect Bank	\$432,195.70
State Bank of Bement	\$51,051.55
The Gifford State Bank	\$30,546.64
University of IL Community Cre	\$681,334.51
Total	\$13,033,212.48

Batch Type: Counter Batch

Bank Name	Collected Amount
Busey Bank	\$12,083,276.31
Total	\$12,083,276.31

Batch Type: Forfeiture

Bank Name	Collected Amount
Busey Bank	\$2,891.86
Total	\$2,891.86

**Bank Batch Type Listing
Champaign County
8/1/2022 - 8/31/2022**

Batch Type: Mail Batch

Bank Name	Collected Amount
Busey Bank	\$24,190,171.58
Philo Exchange Bank	\$44,977.78
Total	\$24,235,149.36

Batch Type: Subsequent Sale Batch

Bank Name	Collected Amount
Busey Bank	\$93,421.01
Total	\$93,421.01

Batch Type: Tape Payments

Bank Name	Collected Amount
Busey Bank	\$50,427,260.27
Non-Posting Code Errors Only	\$5,458.85
Total	\$50,432,719.12
Grand Totals	\$99,880,670.14

County Treasurer's Monthly Portfolio Management Report

<u>Investment Type</u>	<u># of Accounts</u>	<u>Amount</u>	<u>% of Portfolio</u>
Certificates of Deposit	3	\$20,100,000.00	19.02%
Bank Accounts (Cash)	9	\$13,671,634.15	12.94%
Illinois Funds Investment Pool	5	\$71,915,901.44	68.05%
Totals		\$105,687,535.59	100.00%

<u>Certificates of Deposit:</u>	<u># of CD's</u>	<u>Average Rate</u>	<u>Amount</u>	<u>Average Term</u>
Current Month Purchases	2	2.670%	\$20,000,000.00	9 Mos.
Portfolio	1	0.200%	\$100,000.00	12 Mos.

<u>Investment Aging Report - Days</u>	<u># of CD's</u>	<u>Amount</u>	<u>% of Portfolio</u>
1 - 30	2	\$20,000,000.00	99.502%
31 - 60	0	\$0.00	0.000%
61 - 90	0	\$0.00	0.000%
91 - 180	0	\$0.00	0.000%
181+	1	\$100,000.00	0.498%
Totals	3	\$20,100,000.00	100.00%

<u>Champaign County Drainage Districts</u>				
<u>Bank</u>	<u>Account Name</u>	<u>Cash Balance</u>		
Busey	Co. Drainage Districts	\$50,000.00		
Busey	Co. Drainage Districts	\$4,088,314.87		
	TOTALS	\$4,138,314.87		
<u>Champaign County Drainage Investments</u>				
<u>Bank</u>	<u>District</u>	<u>Matures</u>	<u>Rate</u>	<u>Amount</u>
Prospect	Okaw DD	12/3/2022	0.20%	\$105,973.17
Prospect	2 Mile Slough DD	2/8/2022	0.05%	\$9,595.47
Prospect	St Joseph DD 6	2/15/2022	0.15%	\$41,907.01
Prospect	Kaskaskia Special	1/22/2022	0.10%	\$10,419.67