



FUND DEPT 1080-010 : GENERAL CORPORATE - COUNTY BOARD

2/15/2024 9:48:08 AM

PERIOD ENDING 1/31/2024

	ACTUAL LAST YEAR			ACTUAL THIS YEAR				ENCUMBRANCE	BUDGET	UNENCUMBERED BALANCE
	CURRENT MONTH	YEAR TO DATE	%	CURRENT MONTH	%	YEAR TO DATE	%			
REVENUES										
TOTAL REVENUES	0.00	0.00	0	0.00	0	0.00	0	0.00	0.00	0.00
EXPENDITURES										
5001 SALARIES AND WAGES	4,328.08	4,328.08	3	4,083.86	0	4,083.86	0	0.00	0.00	-4,083.86
5010 COMMODITIES	21.50	21.50	0	14.50	0	14.50	0	0.00	0.00	-14.50
5020 SERVICES	55,551.06	55,551.06	53	36,182.30	0	36,182.30	0	0.00	0.00	-36,182.30
TOTAL EXPENDITURES	59,900.64	59,900.64	22	40,280.66	0	40,280.66	0	0.00	0.00	-40,280.66
NET CHANGE IN FUND BALANCE	-59,900.64	-59,900.64		-40,280.66		-40,280.66		0.00	0.00	40,280.66



FUND DEPT 1080-012 : GENERAL CORPORATE - TORNADO SIRENS

2/15/2024 9:48:08 AM

PERIOD ENDING 1/31/2024

	ACTUAL LAST YEAR			ACTUAL THIS YEAR				ENCUMBRANCE	BUDGET	UNENCUMBERED BALANCE
	CURRENT MONTH	YEAR TO DATE	%	CURRENT MONTH	%	YEAR TO DATE	%			
REVENUES										
TOTAL REVENUES	0.00	0.00	0	0.00	0	0.00	0	0.00	0.00	0.00
EXPENDITURES										
TOTAL EXPENDITURES	0.00	0.00	0	0.00	0	0.00	0	0.00	0.00	0.00
NET CHANGE IN FUND BALANCE	0.00	0.00		0.00		0.00		0.00	0.00	0.00



FUND DEPT 1080-013 : GENERAL CORPORATE - DEBT SERVICE

2/15/2024 9:48:08 AM

PERIOD ENDING 1/31/2024

	ACTUAL LAST YEAR			ACTUAL THIS YEAR				ENCUMBRANCE	BUDGET	UNENCUMBERED BALANCE
	CURRENT MONTH	YEAR TO DATE	%	CURRENT MONTH	%	YEAR TO DATE	%			
REVENUES										
TOTAL REVENUES	0.00	0.00	0	0.00	0	0.00	0	0.00	0.00	0.00
EXPENDITURES										
TOTAL EXPENDITURES	0.00	0.00	0	0.00	0	0.00	0	0.00	0.00	0.00
OTHER FINANCING SOURCES (USES)										
TOTAL OTHER FINANCING SOURCES (USES)	0.00	0.00		0.00		0.00		0.00	0.00	0.00
NET CHANGE IN FUND BALANCE	0.00	0.00		0.00		0.00		0.00	0.00	0.00




FUND DEPT 1080-016 : GENERAL CORPORATE - ADMINISTRATIVE SERVICES

2/15/2024 9:48:08 AM

PERIOD ENDING 1/31/2024

	ACTUAL LAST YEAR			ACTUAL THIS YEAR				ENCUMBRANCE	BUDGET	UNENCUMBERED BALANCE
	CURRENT MONTH	YEAR TO DATE	%	CURRENT MONTH	%	YEAR TO DATE	%			
REVENUES										
4009 MISCELLANEOUS REVENUES	0.00	0.00	0	1,487.72	0	1,487.72	0	0.00	0.00	-1,487.72
TOTAL REVENUES	0.00	0.00	0	1,487.72	0	1,487.72	0	0.00	0.00	-1,487.72
EXPENDITURES										
5001 SALARIES AND WAGES	42,451.38	42,451.38	7	39,963.93	0	39,963.93	0	0.00	0.00	-39,963.93
5003 FRINGE BENEFITS	0.00	0.00	0	4,844.16	0	4,844.16	0	0.00	0.00	-4,844.16
5010 COMMODITIES	31,996.59	31,996.59	10	433.88	0	433.88	0	0.00	0.00	-433.88
5020 SERVICES	565.00	565.00	2	1,012.50	0	1,012.50	0	0.00	0.00	-1,012.50
TOTAL EXPENDITURES	75,012.97	75,012.97	8	46,254.47	0	46,254.47	0	0.00	0.00	-46,254.47
OTHER FINANCING SOURCES (USES)										
TOTAL OTHER FINANCING SOURCES (USES)	0.00	0.00		0.00		0.00		0.00	0.00	0.00
NET CHANGE IN FUND BALANCE	-75,012.97	-75,012.97		-44,766.75		-44,766.75		0.00	0.00	44,766.75



FUND DEPT 1080-017 : GENERAL CORPORATE - COOPERATIVE EXTENSION SRV

2/15/2024 9:48:08 AM

PERIOD ENDING 1/31/2024

	ACTUAL LAST YEAR			ACTUAL THIS YEAR				ENCUMBRANCE	BUDGET	UNENCUMBERED BALANCE
	CURRENT MONTH	YEAR TO DATE	%	CURRENT MONTH	%	YEAR TO DATE	%			
REVENUES										
TOTAL REVENUES	0.00	0.00	0	0.00	0	0.00	0	0.00	0.00	0.00
EXPENDITURES										
TOTAL EXPENDITURES	0.00	0.00	0	0.00	0	0.00	0	0.00	0.00	0.00
NET CHANGE IN FUND BALANCE	0.00	0.00		0.00		0.00		0.00	0.00	0.00



FUND DEPT 1080-020 : GENERAL CORPORATE - AUDITOR

2/15/2024 9:48:08 AM

PERIOD ENDING 1/31/2024

	ACTUAL LAST YEAR			ACTUAL THIS YEAR				ENCUMBRANCE	BUDGET	UNENCUMBERED BALANCE
	CURRENT MONTH	YEAR TO DATE	%	CURRENT MONTH	%	YEAR TO DATE	%			
REVENUES										
4008 INVESTMENT EARNINGS	14.34	14.34	0	0.00	0	0.00	0	0.00	0.00	0.00
TOTAL REVENUES	14.34	14.34	0	0.00	0	0.00	0	0.00	0.00	0.00
EXPENDITURES										
5001 SALARIES AND WAGES	25,950.18	25,950.18	6	24,645.42	0	24,645.42	0	0.00	0.00	-24,645.42
5003 FRINGE BENEFITS	0.00	0.00	0	6,536.66	0	6,536.66	0	0.00	0.00	-6,536.66
5010 COMMODITIES	84.53	84.53	2	0.00	0	0.00	0	0.00	0.00	0.00
5020 SERVICES	632.49	632.49	4	572.50	0	572.50	0	0.00	0.00	-572.50
TOTAL EXPENDITURES	26,667.20	26,667.20	6	31,754.58	0	31,754.58	0	0.00	0.00	-31,754.58
OTHER FINANCING SOURCES (USES)										
TOTAL OTHER FINANCING SOURCES (USES)	0.00	0.00		0.00		0.00		0.00	0.00	0.00
NET CHANGE IN FUND BALANCE	-26,652.86	-26,652.86		-31,754.58		-31,754.58		0.00	0.00	31,754.58



FUND DEPT 1080-021 : GENERAL CORPORATE - BOARD OF REVIEW

2/15/2024 9:48:08 AM

PERIOD ENDING 1/31/2024

	ACTUAL LAST YEAR			ACTUAL THIS YEAR				ENCUMBRANCE	BUDGET	UNENCUMBERED BALANCE
	CURRENT MONTH	YEAR TO DATE	%	CURRENT MONTH	%	YEAR TO DATE	%			
REVENUES										
TOTAL REVENUES	0.00	0.00	0	0.00	0	0.00	0	0.00	0.00	0.00
EXPENDITURES										
5001 SALARIES AND WAGES	8,348.58	8,348.58	6	11,395.80	0	11,395.80	0	0.00	0.00	-11,395.80
5003 FRINGE BENEFITS	0.00	0.00	0	1,577.05	0	1,577.05	0	0.00	0.00	-1,577.05
5020 SERVICES	3,630.00	3,630.00	20	2,281.47	0	2,281.47	0	0.00	0.00	-2,281.47
TOTAL EXPENDITURES	11,978.58	11,978.58	7	15,254.32	0	15,254.32	0	0.00	0.00	-15,254.32
NET CHANGE IN FUND BALANCE	-11,978.58	-11,978.58		-15,254.32		-15,254.32		0.00	0.00	15,254.32



FUND DEPT 1080-022 : GENERAL CORPORATE - COUNTY CLERK

2/15/2024 9:48:08 AM

PERIOD ENDING 1/31/2024

	ACTUAL LAST YEAR			ACTUAL THIS YEAR				ENCUMBRANCE	BUDGET	UNENCUMBERED BALANCE
	CURRENT MONTH	YEAR TO DATE	%	CURRENT MONTH	%	YEAR TO DATE	%			
REVENUES										
4006 LICENSES AND PERMITS	4,830.00	4,830.00	4	0.00	0	0.00	0	0.00	0.00	0.00
4007 CHARGES FOR SERVICES	31,229.71	31,229.71	9	0.00	0	0.00	0	0.00	0.00	0.00
4008 INVESTMENT EARNINGS	33.14	33.14	17	0.00	0	0.00	0	0.00	0.00	0.00
4009 MISCELLANEOUS REVENUES	597.50	597.50	298 8	0.00	0	0.00	0	0.00	0.00	0.00
TOTAL REVENUES	36,690.35	36,690.35	7	0.00	0	0.00	0	0.00	0.00	0.00
EXPENDITURES										
5001 SALARIES AND WAGES	59,023.66	59,023.66	6	45,271.80	0	45,271.80	0	0.00	0.00	-45,271.80
5003 FRINGE BENEFITS	0.00	0.00	0	9,876.91	0	9,876.91	0	0.00	0.00	-9,876.91
5010 COMMODITIES	17,117.06	17,117.06	17	21,625.81	124 3	21,625.81	124 3	0.00	-1,740.00	-23,365.81
5020 SERVICES	23,641.07	23,641.07	5	27,482.91	157 9	27,482.91	157 9	0.00	1,740.00	-25,742.91
TOTAL EXPENDITURES	99,781.79	99,781.79	7	104,257.43	0	104,257.43	0	0.00	0.00	-104,257.43
OTHER FINANCING SOURCES (USES)										
TOTAL OTHER FINANCING SOURCES (USES)	0.00	0.00		0.00		0.00		0.00	0.00	0.00
NET CHANGE IN FUND BALANCE	-63,091.44	-63,091.44		-104,257.43		-104,257.43		0.00	0.00	104,257.43



FUND DEPT 1080-023 : GENERAL CORPORATE - RECORDER

2/15/2024 9:48:08 AM

PERIOD ENDING 1/31/2024

	ACTUAL LAST YEAR			ACTUAL THIS YEAR				ENCUMBRANCE	BUDGET	UNENCUMBERED BALANCE
	CURRENT MONTH	YEAR TO DATE	%	CURRENT MONTH	%	YEAR TO DATE	%			
REVENUES										
4006 LICENSES AND PERMITS	80,011.00	80,011.00	16	24,504.00	0	24,504.00	0	0.00	0.00	-24,504.00
4007 CHARGES FOR SERVICES	60,773.50	60,773.50	8	38,192.50	0	38,192.50	0	0.00	0.00	-38,192.50
4009 MISCELLANEOUS REVENUES	4,824.20	4,824.20	19	248.20	0	248.20	0	0.00	0.00	-248.20
TOTAL REVENUES	145,608.70	145,608.70	11	62,944.70	0	62,944.70	0	0.00	0.00	-62,944.70
EXPENDITURES										
5001 SALARIES AND WAGES	10,807.99	10,807.99	6	8,250.05	0	8,250.05	0	0.00	0.00	-8,250.05
5003 FRINGE BENEFITS	0.00	0.00	0	3,394.77	0	3,394.77	0	0.00	0.00	-3,394.77
5010 COMMODITIES	142.33	142.33	28	29.00	0	29.00	0	0.00	0.00	-29.00
TOTAL EXPENDITURES	10,950.32	10,950.32	6	11,673.82	0	11,673.82	0	0.00	0.00	-11,673.82
NET CHANGE IN FUND BALANCE	134,658.38	134,658.38		51,270.88		51,270.88		0.00	0.00	-51,270.88



FUND DEPT 1080-025 : GENERAL CORPORATE - SUPERVISOR OF ASSESSMENT

2/15/2024 9:48:08 AM

PERIOD ENDING 1/31/2024

	ACTUAL LAST YEAR			ACTUAL THIS YEAR				ENCUMBRANCE	BUDGET	UNENCUMBERED BALANCE
	CURRENT MONTH	YEAR TO DATE	%	CURRENT MONTH	%	YEAR TO DATE	%			
REVENUES										
TOTAL REVENUES	0.00	0.00	0	0.00	0	0.00	0	0.00	0.00	0.00
EXPENDITURES										
5001 SALARIES AND WAGES	21,072.22	21,072.22	6	20,031.03	0	20,031.03	0	0.00	0.00	-20,031.03
5003 FRINGE BENEFITS	0.00	0.00	0	5,502.19	0	5,502.19	0	0.00	0.00	-5,502.19
5010 COMMODITIES	329.07	329.07	6	187.75	0	187.75	0	0.00	0.00	-187.75
5020 SERVICES	2,215.00	2,215.00	3	2,465.00	0	2,465.00	0	0.00	0.00	-2,465.00
TOTAL EXPENDITURES	23,616.29	23,616.29	5	28,185.97	0	28,185.97	0	0.00	0.00	-28,185.97
NET CHANGE IN FUND BALANCE	-23,616.29	-23,616.29		-28,185.97		-28,185.97		0.00	0.00	28,185.97



FUND DEPT 1080-026 : GENERAL CORPORATE - COUNTY TREASURER

2/15/2024 9:48:08 AM

PERIOD ENDING 1/31/2024

	ACTUAL LAST YEAR			ACTUAL THIS YEAR				ENCUMBRANCE	BUDGET	UNENCUMBERED BALANCE
	CURRENT MONTH	YEAR TO DATE	%	CURRENT MONTH	%	YEAR TO DATE	%			
REVENUES										
4001 PROPERTY TAX	0.00	0.00	0	280.00	0	280.00	0	0.00	0.00	-280.00
TOTAL REVENUES	0.00	0.00	0	280.00	0	280.00	0	0.00	0.00	-280.00
EXPENDITURES										
5001 SALARIES AND WAGES	20,028.98	20,028.98	6	19,582.20	0	19,582.20	0	0.00	0.00	-19,582.20
5003 FRINGE BENEFITS	0.00	0.00	0	4,476.70	0	4,476.70	0	0.00	0.00	-4,476.70
5010 COMMODITIES	118.63	118.63	2	938.40	114	938.40	114	0.00	820.00	-118.40
5020 SERVICES	0.00	0.00	0	1,265.00	-154	1,265.00	-154	0.00	-820.00	-2,085.00
TOTAL EXPENDITURES	20,147.61	20,147.61	5	26,262.30	0	26,262.30	0	0.00	0.00	-26,262.30
NET CHANGE IN FUND BALANCE	-20,147.61	-20,147.61		-25,982.30		-25,982.30		0.00	0.00	25,982.30



PERIOD ENDING 1/31/2024

	ACTUAL LAST YEAR			ACTUAL THIS YEAR				ENCUMBRANCE	BUDGET	UNENCUMBERED BALANCE
	CURRENT MONTH	YEAR TO DATE	%	CURRENT MONTH	%	YEAR TO DATE	%			
REVENUES										
4004 INTERGOVERNMENTAL REVENUE	200.00	200.00	4	0.00	0	0.00	0	0.00	0.00	0.00
TOTAL REVENUES	200.00	200.00	0	0.00	0	0.00	0	0.00	0.00	0.00
EXPENDITURES										
5001 SALARIES AND WAGES	48,120.43	48,120.43	5	46,084.50	0	46,084.50	0	0.00	0.00	-46,084.50
5003 FRINGE BENEFITS	0.00	0.00	0	10,942.79	0	10,942.79	0	0.00	0.00	-10,942.79
5010 COMMODITIES	4,034.66	4,034.66	5	5,086.36	0	5,086.36	0	0.00	0.00	-5,086.36
5020 SERVICES	11,912.63	11,912.63	3	17,321.11	0	17,321.11	0	0.00	0.00	-17,321.11
TOTAL EXPENDITURES	64,067.72	64,067.72	5	79,434.76	0	79,434.76	0	0.00	0.00	-79,434.76
OTHER FINANCING SOURCES (USES)										
TOTAL OTHER FINANCING SOURCES (USES)	0.00	0.00		0.00		0.00		0.00	0.00	0.00
NET CHANGE IN FUND BALANCE	-63,867.72	-63,867.72		-79,434.76		-79,434.76		0.00	0.00	79,434.76



FUND DEPT 1080-030 : GENERAL CORPORATE - CIRCUIT CLERK

2/15/2024 9:48:08 AM

PERIOD ENDING 1/31/2024

	ACTUAL LAST YEAR			ACTUAL THIS YEAR				ENCUMBRANCE	BUDGET	UNENCUMBERED BALANCE
	CURRENT MONTH	YEAR TO DATE	%	CURRENT MONTH	%	YEAR TO DATE	%			
REVENUES										
TOTAL REVENUES	0.00	0.00	0	0.00	0	0.00	0	0.00	0.00	0.00
EXPENDITURES										
5001 SALARIES AND WAGES	69,803.14	69,803.14	5	79,457.48	0	79,457.48	0	0.00	0.00	-79,457.48
5003 FRINGE BENEFITS	0.00	0.00	0	22,144.90	0	22,144.90	0	0.00	0.00	-22,144.90
5010 COMMODITIES	702.22	702.22	4	831.46	0	831.46	0	0.00	0.00	-831.46
5020 SERVICES	716.28	716.28	2	3,518.33	0	3,518.33	0	0.00	0.00	-3,518.33
TOTAL EXPENDITURES	71,221.64	71,221.64	5	105,952.17	0	105,952.17	0	0.00	0.00	-105,952.17
OTHER FINANCING SOURCES (USES)										
TOTAL OTHER FINANCING SOURCES (USES)	0.00	0.00		0.00		0.00		0.00	0.00	0.00
NET CHANGE IN FUND BALANCE	-71,221.64	-71,221.64		-105,952.17		-105,952.17		0.00	0.00	105,952.17



FUND DEPT 1080-031 : GENERAL CORPORATE - CIRCUIT COURT

2/15/2024 9:48:08 AM

PERIOD ENDING 1/31/2024

	ACTUAL LAST YEAR			ACTUAL THIS YEAR				ENCUMBRANCE	BUDGET	UNENCUMBERED BALANCE
	CURRENT MONTH	YEAR TO DATE	%	CURRENT MONTH	%	YEAR TO DATE	%			
REVENUES										
TOTAL REVENUES	0.00	0.00	0	0.00	0	0.00	0	0.00	0.00	0.00
EXPENDITURES										
5001 SALARIES AND WAGES	39,430.90	39,430.90	6	38,765.39	0	38,765.39	0	0.00	0.00	-38,765.39
5003 FRINGE BENEFITS	0.00	0.00	0	13,017.50	0	13,017.50	0	0.00	0.00	-13,017.50
5010 COMMODITIES	94.80	94.80	0	278.01	0	278.01	0	0.00	0.00	-278.01
5020 SERVICES	28,232.00	28,232.00	6	38,115.00	0	38,115.00	0	0.00	0.00	-38,115.00
TOTAL EXPENDITURES	67,757.70	67,757.70	6	90,175.90	0	90,175.90	0	0.00	0.00	-90,175.90
OTHER FINANCING SOURCES (USES)										
TOTAL OTHER FINANCING SOURCES (USES)	0.00	0.00		0.00		0.00		0.00	0.00	0.00
NET CHANGE IN FUND BALANCE	-67,757.70	-67,757.70		-90,175.90		-90,175.90		0.00	0.00	90,175.90




FUND DEPT 1080-032 : GENERAL CORPORATE - JURY COMMISSION

2/15/2024 9:48:08 AM

PERIOD ENDING 1/31/2024

	ACTUAL LAST YEAR			ACTUAL THIS YEAR				ENCUMBRANCE	BUDGET	UNENCUMBERED BALANCE
	CURRENT MONTH	YEAR TO DATE	%	CURRENT MONTH	%	YEAR TO DATE	%			
REVENUES										
TOTAL REVENUES	0.00	0.00	0	0.00	0	0.00	0	0.00	0.00	0.00
EXPENDITURES										
5001 SALARIES AND WAGES	2,591.28	2,591.28	5	3,014.34	0	3,014.34	0	0.00	0.00	-3,014.34
5020 SERVICES	13,312.40	13,312.40	9	2,127.60	0	2,127.60	0	0.00	0.00	-2,127.60
TOTAL EXPENDITURES	15,903.68	15,903.68	8	5,141.94	0	5,141.94	0	0.00	0.00	-5,141.94
NET CHANGE IN FUND BALANCE	-15,903.68	-15,903.68		-5,141.94		-5,141.94		0.00	0.00	5,141.94



FUND DEPT 1080-036 : GENERAL CORPORATE - PUBLIC DEFENDER

2/15/2024 9:48:08 AM

PERIOD ENDING 1/31/2024

	ACTUAL LAST YEAR			ACTUAL THIS YEAR				ENCUMBRANCE	BUDGET	UNENCUMBERED BALANCE
	CURRENT MONTH	YEAR TO DATE	%	CURRENT MONTH	%	YEAR TO DATE	%			
REVENUES										
TOTAL REVENUES	0.00	0.00	0	0.00	0	0.00	0	0.00	0.00	0.00
EXPENDITURES										
5001 SALARIES AND WAGES	89,463.70	89,463.70	6	85,735.97	0	85,735.97	0	0.00	0.00	-85,735.97
5003 FRINGE BENEFITS	0.00	0.00	0	9,947.81	0	9,947.81	0	0.00	0.00	-9,947.81
5010 COMMODITIES	1,027.34	1,027.34	7	596.31	0	596.31	0	0.00	0.00	-596.31
5020 SERVICES	4,641.03	4,641.03	16	5,840.20	0	5,840.20	0	0.00	0.00	-5,840.20
TOTAL EXPENDITURES	95,132.07	95,132.07	6	102,120.29	0	102,120.29	0	0.00	0.00	-102,120.29
NET CHANGE IN FUND BALANCE	-95,132.07	-95,132.07		-102,120.29		-102,120.29		0.00	0.00	102,120.29




FUND DEPT 1080-040 : GENERAL CORPORATE - SHERIFF

2/15/2024 9:48:08 AM

PERIOD ENDING 1/31/2024

	ACTUAL LAST YEAR			ACTUAL THIS YEAR				ENCUMBRANCE	BUDGET	UNENCUMBERED BALANCE
	CURRENT MONTH	YEAR TO DATE	%	CURRENT MONTH	%	YEAR TO DATE	%			
REVENUES										
4004 INTERGOVERNMENTAL REVENUE	8,388.22	8,388.22	1	899.00	0	899.00	0	0.00	0.00	-899.00
4007 CHARGES FOR SERVICES	8,773.40	8,773.40	6	14,049.00	0	14,049.00	0	0.00	0.00	-14,049.00
4009 MISCELLANEOUS REVENUES	0.00	0.00	0	45.00	0	45.00	0	0.00	0.00	-45.00
TOTAL REVENUES	17,161.62	17,161.62	1	14,993.00	0	14,993.00	0	0.00	0.00	-14,993.00
EXPENDITURES										
5001 SALARIES AND WAGES	17,609.72	17,609.72	6	17,572.12	0	17,572.12	0	0.00	0.00	-17,572.12
5002 LAW ENFORCEMENT SALARIES	277,508.07	277,508.07	6	283,992.12	0	283,992.12	0	0.00	0.00	-283,992.12
5003 FRINGE BENEFITS	0.00	0.00	0	45,126.68	0	45,126.68	0	0.00	0.00	-45,126.68
5010 COMMODITIES	29,951.11	29,951.11	9	6,084.22	-118	6,084.22	-118	0.00	-5,145.00	-11,229.22
5020 SERVICES	198,232.76	198,232.76	19	310,108.20	602 7	310,108.20	602 7	0.00	5,145.00	-304,963.20
TOTAL EXPENDITURES	523,301.66	523,301.66	8	662,883.34	0	662,883.34	0	0.00	0.00	-662,883.34
OTHER FINANCING SOURCES (USES)										
TOTAL OTHER FINANCING SOURCES (USES)	0.00	0.00		0.00		0.00		0.00	0.00	0.00
NET CHANGE IN FUND BALANCE	-506,140.04	-506,140.04		-647,890.34		-647,890.34		0.00	0.00	647,890.34



FUND DEPT 1080-041 : GENERAL CORPORATE - STATES ATTORNEY

2/15/2024 9:48:08 AM

PERIOD ENDING 1/31/2024

	ACTUAL LAST YEAR			ACTUAL THIS YEAR				ENCUMBRANCE	BUDGET	UNENCUMBERED BALANCE
	CURRENT MONTH	YEAR TO DATE	%	CURRENT MONTH	%	YEAR TO DATE	%			
REVENUES										
4004 INTERGOVERNMENTAL REVENUE	16,500.00	16,500.00	8	0.00	0	0.00	0	0.00	0.00	0.00
TOTAL REVENUES	16,500.00	16,500.00	2	0.00	0	0.00	0	0.00	0.00	0.00
EXPENDITURES										
5001 SALARIES AND WAGES	156,062.84	156,062.84	6	135,739.26	0	135,739.26	0	0.00	0.00	-135,739.26
5003 FRINGE BENEFITS	0.00	0.00	0	31,339.37	0	31,339.37	0	0.00	0.00	-31,339.37
5010 COMMODITIES	3,547.19	3,547.19	9	0.00	0	0.00	0	0.00	0.00	0.00
5020 SERVICES	45,732.11	45,732.11	30	37.28	0	37.28	0	0.00	0.00	-37.28
TOTAL EXPENDITURES	205,342.14	205,342.14	7	167,115.91	0	167,115.91	0	0.00	0.00	-167,115.91
OTHER FINANCING SOURCES (USES)										
TOTAL OTHER FINANCING SOURCES (USES)	0.00	0.00		0.00		0.00		0.00	0.00	0.00
NET CHANGE IN FUND BALANCE	-188,842.14	-188,842.14		-167,115.91		-167,115.91		0.00	0.00	167,115.91



FUND DEPT 1080-042 : GENERAL CORPORATE - CORONER

2/15/2024 9:48:08 AM

PERIOD ENDING 1/31/2024

	ACTUAL LAST YEAR			ACTUAL THIS YEAR				ENCUMBRANCE	BUDGET	UNENCUMBERED BALANCE
	CURRENT MONTH	YEAR TO DATE	%	CURRENT MONTH	%	YEAR TO DATE	%			
REVENUES										
4004 INTERGOVERNMENTAL REVENUE	5,130.00	5,130.00	30	0.00	0	0.00	0	0.00	0.00	0.00
4007 CHARGES FOR SERVICES	5,650.00	5,650.00	9	0.00	0	0.00	0	0.00	0.00	0.00
TOTAL REVENUES	10,780.00	10,780.00	12	0.00	0	0.00	0	0.00	0.00	0.00
EXPENDITURES										
5001 SALARIES AND WAGES	31,911.12	31,911.12	6	26,315.76	0	26,315.76	0	0.00	0.00	-26,315.76
5003 FRINGE BENEFITS	0.00	0.00	0	4,309.30	0	4,309.30	0	0.00	0.00	-4,309.30
5010 COMMODITIES	1,269.84	1,269.84	4	424.51	0	424.51	0	0.00	0.00	-424.51
5020 SERVICES	4,359.38	4,359.38	2	444.60	0	444.60	0	0.00	0.00	-444.60
TOTAL EXPENDITURES	37,540.34	37,540.34	5	31,494.17	0	31,494.17	0	0.00	0.00	-31,494.17
NET CHANGE IN FUND BALANCE	-26,760.34	-26,760.34		-31,494.17		-31,494.17		0.00	0.00	31,494.17



FUND DEPT 1080-043 : GENERAL CORPORATE - EMERGENCY MGMT AGCY (EMA)

2/15/2024 9:48:08 AM

PERIOD ENDING 1/31/2024

	ACTUAL LAST YEAR			ACTUAL THIS YEAR				ENCUMBRANCE	BUDGET	UNENCUMBERED BALANCE
	CURRENT MONTH	YEAR TO DATE	%	CURRENT MONTH	%	YEAR TO DATE	%			
REVENUES										
TOTAL REVENUES	0.00	0.00	0	0.00	0	0.00	0	0.00	0.00	0.00
EXPENDITURES										
5001 SALARIES AND WAGES	8,832.74	8,832.74	6	7,998.70	0	7,998.70	0	0.00	0.00	-7,998.70
5003 FRINGE BENEFITS	0.00	0.00	0	5.20	0	5.20	0	0.00	0.00	-5.20
5010 COMMODITIES	201.92	201.92	4	0.00	0	0.00	0	0.00	0.00	0.00
5020 SERVICES	113.96	113.96	0	29.95	0	29.95	0	0.00	0.00	-29.95
TOTAL EXPENDITURES	9,148.62	9,148.62	5	8,033.85	0	8,033.85	0	0.00	0.00	-8,033.85
NET CHANGE IN FUND BALANCE	-9,148.62	-9,148.62		-8,033.85		-8,033.85		0.00	0.00	8,033.85



FUND DEPT 1080-051 : GENERAL CORPORATE - JUVENILE DETENTION CENTER

2/15/2024 9:48:08 AM

PERIOD ENDING 1/31/2024

	ACTUAL LAST YEAR			ACTUAL THIS YEAR				ENCUMBRANCE	BUDGET	UNENCUMBERED BALANCE
	CURRENT MONTH	YEAR TO DATE	%	CURRENT MONTH	%	YEAR TO DATE	%			
REVENUES										
TOTAL REVENUES	0.00	0.00	0	0.00	0	0.00	0	0.00	0.00	0.00
EXPENDITURES										
5001 SALARIES AND WAGES	74,574.60	74,574.60	4	81,334.60	0	81,334.60	0	0.00	0.00	-81,334.60
5003 FRINGE BENEFITS	0.00	0.00	0	17,340.36	0	17,340.36	0	0.00	0.00	-17,340.36
5010 COMMODITIES	3,248.08	3,248.08	4	4,628.91	0	4,628.91	0	0.00	0.00	-4,628.91
5020 SERVICES	30,890.40	30,890.40	14	31,826.26	0	31,826.26	0	0.00	0.00	-31,826.26
TOTAL EXPENDITURES	108,713.08	108,713.08	6	135,130.13	0	135,130.13	0	0.00	0.00	-135,130.13
OTHER FINANCING SOURCES (USES)										
TOTAL OTHER FINANCING SOURCES (USES)	0.00	0.00		0.00		0.00		0.00	0.00	0.00
NET CHANGE IN FUND BALANCE	-108,713.08	-108,713.08		-135,130.13		-135,130.13		0.00	0.00	135,130.13



FUND DEPT 1080-052 : GENERAL CORPORATE - COURT SERVICES - PROBATION

2/15/2024 9:48:08 AM

PERIOD ENDING 1/31/2024

	ACTUAL LAST YEAR			ACTUAL THIS YEAR				ENCUMBRANCE	BUDGET	UNENCUMBERED BALANCE
	CURRENT MONTH	YEAR TO DATE	%	CURRENT MONTH	%	YEAR TO DATE	%			
REVENUES										
TOTAL REVENUES	0.00	0.00	0	0.00	0	0.00	0	0.00	0.00	0.00
EXPENDITURES										
5001 SALARIES AND WAGES	135,533.16	135,533.16	7	102,695.00	0	102,695.00	0	0.00	0.00	-102,695.00
5003 FRINGE BENEFITS	0.00	0.00	0	25,329.97	0	25,329.97	0	0.00	0.00	-25,329.97
5010 COMMODITIES	184.99	184.99	1	802.84	0	802.84	0	0.00	0.00	-802.84
5020 SERVICES	383.34	383.34	4	258.94	0	258.94	0	0.00	0.00	-258.94
TOTAL EXPENDITURES	136,101.49	136,101.49	7	129,086.75	0	129,086.75	0	0.00	0.00	-129,086.75
OTHER FINANCING SOURCES (USES)										
TOTAL OTHER FINANCING SOURCES (USES)	0.00	0.00		0.00		0.00		0.00	0.00	0.00
NET CHANGE IN FUND BALANCE	-136,101.49	-136,101.49		-129,086.75		-129,086.75		0.00	0.00	129,086.75



FUND DEPT 1080-057 : GENERAL CORPORATE - DEPUTY SHERIFF MERIT COMM

2/15/2024 9:48:08 AM

PERIOD ENDING 1/31/2024

	ACTUAL LAST YEAR			ACTUAL THIS YEAR				ENCUMBRANCE	BUDGET	UNENCUMBERED BALANCE
	CURRENT MONTH	YEAR TO DATE	%	CURRENT MONTH	%	YEAR TO DATE	%			
REVENUES										
TOTAL REVENUES	0.00	0.00	0	0.00	0	0.00	0	0.00	0.00	0.00
EXPENDITURES										
5001 SALARIES AND WAGES	0.00	0.00	0	135.00	0	135.00	0	0.00	0.00	-135.00
5020 SERVICES	1,332.00	1,332.00	5	39.20	0	39.20	0	0.00	0.00	-39.20
TOTAL EXPENDITURES	1,332.00	1,332.00	5	174.20	0	174.20	0	0.00	0.00	-174.20
NET CHANGE IN FUND BALANCE	-1,332.00	-1,332.00		-174.20		-174.20		0.00	0.00	174.20



FUND DEPT 1080-059 : GENERAL CORPORATE - FACILITIES PLANNING

2/15/2024 9:48:08 AM

PERIOD ENDING 1/31/2024

	ACTUAL LAST YEAR			ACTUAL THIS YEAR				ENCUMBRANCE	BUDGET	UNENCUMBERED BALANCE
	CURRENT MONTH	YEAR TO DATE	%	CURRENT MONTH	%	YEAR TO DATE	%			
EXPENDITURES										
TOTAL EXPENDITURES	0.00	0.00	0	0.00	0	0.00	0	0.00	0.00	0.00
NET CHANGE IN FUND BALANCE	0.00	0.00		0.00		0.00		0.00	0.00	0.00



FUND DEPT 1080-060 : GENERAL CORPORATE - HIGHWAY

2/15/2024 9:48:08 AM

PERIOD ENDING 1/31/2024

	ACTUAL LAST YEAR			ACTUAL THIS YEAR				ENCUMBRANCE	BUDGET	UNENCUMBERED BALANCE
	CURRENT MONTH	YEAR TO DATE	%	CURRENT MONTH	%	YEAR TO DATE	%			
EXPENDITURES										
TOTAL EXPENDITURES	0.00	0.00	0	0.00	0	0.00	0	0.00	0.00	0.00
NET CHANGE IN FUND BALANCE	0.00	0.00		0.00		0.00		0.00	0.00	0.00



PERIOD ENDING 1/31/2024

	ACTUAL LAST YEAR			ACTUAL THIS YEAR				ENCUMBRANCE	BUDGET	UNENCUMBERED BALANCE
	CURRENT MONTH	YEAR TO DATE	%	CURRENT MONTH	%	YEAR TO DATE	%			
REVENUES										
4007 CHARGES FOR SERVICES	0.00	0.00	0	13,343.20	0	13,343.20	0	0.00	0.00	-13,343.20
4009 MISCELLANEOUS REVENUES	26.50	26.50	0	0.00	0	0.00	0	0.00	0.00	0.00
4010 RENTS AND ROYALTIES	233,122.29	233,122.29	28	42,415.64	0	42,415.64	0	0.00	0.00	-42,415.64
TOTAL REVENUES	233,148.79	233,148.79	26	55,758.84	0	55,758.84	0	0.00	0.00	-55,758.84
EXPENDITURES										
5001 SALARIES AND WAGES	62,387.65	62,387.65	6	62,327.94	0	62,327.94	0	0.00	0.00	-62,327.94
5003 FRINGE BENEFITS	0.00	0.00	0	19,409.61	0	19,409.61	0	0.00	0.00	-19,409.61
5010 COMMODITIES	13,899.06	13,899.06	11	8,885.32	218 31	8,885.32	218 31	0.00	40.70	-8,844.62
5020 SERVICES	74,353.76	74,353.76	7	38,296.05	940 93	38,296.05	940 93	0.00	-40.70	-38,336.75
TOTAL EXPENDITURES	150,640.47	150,640.47	6	128,918.92	0	128,918.92	0	0.00	0.00	-128,918.92
OTHER FINANCING SOURCES (USES)										
TOTAL OTHER FINANCING SOURCES (USES)	0.00	0.00		0.00		0.00		0.00	0.00	0.00
NET CHANGE IN FUND BALANCE	82,508.32	82,508.32		-73,160.08		-73,160.08		0.00	0.00	73,160.08



FUND DEPT 1080-072 : GENERAL CORPORATE - ADA COMPLIANCE

2/15/2024 9:48:08 AM

PERIOD ENDING 1/31/2024

	ACTUAL LAST YEAR			ACTUAL THIS YEAR				ENCUMBRANCE	BUDGET	UNENCUMBERED BALANCE
	CURRENT MONTH	YEAR TO DATE	%	CURRENT MONTH	%	YEAR TO DATE	%			
EXPENDITURES										
TOTAL EXPENDITURES	0.00	0.00	0	0.00	0	0.00	0	0.00	0.00	0.00
NET CHANGE IN FUND BALANCE	0.00	0.00		0.00		0.00		0.00	0.00	0.00



FUND DEPT 1080-075 : GENERAL CORPORATE - GENERAL COUNTY

2/15/2024 9:48:08 AM

PERIOD ENDING 1/31/2024

	ACTUAL LAST YEAR			ACTUAL THIS YEAR				ENCUMBRANCE	BUDGET	UNENCUMBERED BALANCE
	CURRENT MONTH	YEAR TO DATE	%	CURRENT MONTH	%	YEAR TO DATE	%			
REVENUES										
4004 INTERGOVERNMENTAL REVENUE	498,683.46	498,683.46	3	292,835.95	0	292,835.95	0	0.00	0.00	-292,835.95
4008 INVESTMENT EARNINGS	8,452.63	8,452.63	21	-332,757.22	0	-332,757.22	0	0.00	0.00	332,757.22
TOTAL REVENUES	507,136.09	507,136.09	1	-39,921.27	0	-39,921.27	0	0.00	0.00	39,921.27
EXPENDITURES										
5003 FRINGE BENEFITS	0.00	0.00	0	196.00	0	196.00	0	0.00	0.00	-196.00
5010 COMMODITIES	0.00	0.00	0	0.00	0	0.00	0	0.00	716.05	716.05
5020 SERVICES	85,474.69	85,474.69	10	20,631.70	288	20,631.70	288	0.00	-716.05	-21,347.75
					1		1			
TOTAL EXPENDITURES	85,474.69	85,474.69	2	20,827.70	0	20,827.70	0	0.00	0.00	-20,827.70
OTHER FINANCING SOURCES (USES)										
TOTAL OTHER FINANCING SOURCES (USES)	0.00	0.00		0.00		0.00		0.00	0.00	0.00
NET CHANGE IN FUND BALANCE	421,661.40	421,661.40		-60,748.97		-60,748.97		0.00	0.00	60,748.97



FUND DEPT 1080-077 : GENERAL CORPORATE - ZONING AND ENFORCE (P&Z)

2/15/2024 9:48:08 AM

PERIOD ENDING 1/31/2024

	ACTUAL LAST YEAR			ACTUAL THIS YEAR				ENCUMBRANCE	BUDGET	UNENCUMBERED BALANCE
	CURRENT MONTH	YEAR TO DATE	%	CURRENT MONTH	%	YEAR TO DATE	%			
REVENUES										
4006 LICENSES AND PERMITS	1,540.00	1,540.00	1	0.00	0	0.00	0	0.00	0.00	0.00
4007 CHARGES FOR SERVICES	4,690.00	4,690.00	55	0.00	0	0.00	0	0.00	0.00	0.00
TOTAL REVENUES	6,230.00	6,230.00	3	0.00	0	0.00	0	0.00	0.00	0.00
EXPENDITURES										
5001 SALARIES AND WAGES	20,847.45	20,847.45	4	18,280.97	0	18,280.97	0	0.00	0.00	-18,280.97
5003 FRINGE BENEFITS	0.00	0.00	0	4,336.13	0	4,336.13	0	0.00	0.00	-4,336.13
5020 SERVICES	250.00	250.00	1	0.00	0	0.00	0	0.00	0.00	0.00
TOTAL EXPENDITURES	21,097.45	21,097.45	4	22,617.10	0	22,617.10	0	0.00	0.00	-22,617.10
NET CHANGE IN FUND BALANCE	-14,867.45	-14,867.45		-22,617.10		-22,617.10		0.00	0.00	22,617.10



FUND DEPT 1080-124 : GENERAL CORPORATE - REGIONAL OFFICE EDUCATION

2/15/2024 9:48:08 AM

PERIOD ENDING 1/31/2024

	ACTUAL LAST YEAR			ACTUAL THIS YEAR				ENCUMBRANCE	BUDGET	UNENCUMBERED BALANCE
	CURRENT MONTH	YEAR TO DATE	%	CURRENT MONTH	%	YEAR TO DATE	%			
EXPENDITURES										
5020 SERVICES	40,136.72	40,136.72	17	41,244.36	0	41,244.36	0	0.00	0.00	-41,244.36
TOTAL EXPENDITURES	40,136.72	40,136.72	17	41,244.36	0	41,244.36	0	0.00	0.00	-41,244.36
NET CHANGE IN FUND BALANCE	-40,136.72	-40,136.72		-41,244.36		-41,244.36		0.00	0.00	41,244.36



PERIOD ENDING 1/31/2024

	ACTUAL LAST YEAR			ACTUAL THIS YEAR				ENCUMBRANCE	BUDGET	UNENCUMBERED BALANCE
	CURRENT MONTH	YEAR TO DATE	%	CURRENT MONTH	%	YEAR TO DATE	%			
REVENUES										
TOTAL REVENUES	0.00	0.00	0	0.00	0	0.00	0	0.00	0.00	0.00
EXPENDITURES										
5001 SALARIES AND WAGES	2,898.72	2,898.72	8	5,266.84	0	5,266.84	0	0.00	0.00	-5,266.84
5003 FRINGE BENEFITS	0.00	0.00	0	467.33	0	467.33	0	0.00	0.00	-467.33
5020 SERVICES	6,600.00	6,600.00	8	11,291.78	0	11,291.78	0	0.00	0.00	-11,291.78
TOTAL EXPENDITURES	9,498.72	9,498.72	8	17,025.95	0	17,025.95	0	0.00	0.00	-17,025.95
NET CHANGE IN FUND BALANCE	-9,498.72	-9,498.72		-17,025.95		-17,025.95		0.00	0.00	17,025.95



PERIOD ENDING 1/31/2024

	ACTUAL LAST YEAR			ACTUAL THIS YEAR				ENCUMBRANCE	BUDGET	UNENCUMBERED BALANCE
	CURRENT MONTH	YEAR TO DATE	%	CURRENT MONTH	%	YEAR TO DATE	%			
REVENUES										
<i>TOTAL REVENUES</i>	0.00	0.00	0	0.00	0	0.00	0	0.00	0.00	0.00
EXPENDITURES										
<i>TOTAL EXPENDITURES</i>	0.00	0.00	0	0.00	0	0.00	0	0.00	0.00	0.00
OTHER FINANCING SOURCES (USES)										
<i>TOTAL OTHER FINANCING SOURCES (USES)</i>	0.00	0.00		0.00		0.00		0.00	0.00	0.00
NET CHANGE IN FUND BALANCE	0.00	0.00		0.00		0.00		0.00	0.00	0.00



FUND DEPT 1080-140 : GENERAL CORPORATE - CORRECTIONAL CENTER

2/15/2024 9:48:08 AM

PERIOD ENDING 1/31/2024

	ACTUAL LAST YEAR			ACTUAL THIS YEAR				ENCUMBRANCE	BUDGET	UNENCUMBERED BALANCE
	CURRENT MONTH	YEAR TO DATE	%	CURRENT MONTH	%	YEAR TO DATE	%			
REVENUES										
4009 MISCELLANEOUS REVENUES	1,210.00	1,210.00	2	16,530.00	0	16,530.00	0	0.00	0.00	-16,530.00
TOTAL REVENUES	1,210.00	1,210.00	0	16,530.00	0	16,530.00	0	0.00	0.00	-16,530.00
EXPENDITURES										
5001 SALARIES AND WAGES	189,691.62	189,691.62	5	196,540.48	0	196,540.48	0	0.00	0.00	-196,540.48
5002 LAW ENFORCEMENT SALARIES	77,118.25	77,118.25	5	66,410.56	0	66,410.56	0	0.00	0.00	-66,410.56
5003 FRINGE BENEFITS	0.00	0.00	0	56,672.34	0	56,672.34	0	0.00	0.00	-56,672.34
5010 COMMODITIES										
	51,855.72	51,855.72	17	16,807.19	115	16,807.19	115	0.00	-145.00	-16,952.19
					91		91			
5020 SERVICES	459,993.10	459,993.10	10	185,366.62	127	185,366.62	127	0.00	145.00	-185,221.62
					839		839			
TOTAL EXPENDITURES	778,658.69	778,658.69	8	521,797.19	0	521,797.19	0	0.00	0.00	-521,797.19
OTHER FINANCING SOURCES (USES)										
TOTAL OTHER FINANCING SOURCES (USES)	0.00	0.00		0.00		0.00		0.00	0.00	0.00
NET CHANGE IN FUND BALANCE	-777,448.69	-777,448.69		-505,267.19		-505,267.19		0.00	0.00	505,267.19



FUND DEPT 1080-141 : GENERAL CORPORATE - STS ATTY SUPPORT ENFORCE

2/15/2024 9:48:08 AM

PERIOD ENDING 1/31/2024

	ACTUAL LAST YEAR			ACTUAL THIS YEAR				ENCUMBRANCE	BUDGET	UNENCUMBERED BALANCE
	CURRENT MONTH	YEAR TO DATE	%	CURRENT MONTH	%	YEAR TO DATE	%			
REVENUES										
TOTAL REVENUES	0.00	0.00	0	0.00	0	0.00	0	0.00	0.00	0.00
EXPENDITURES										
5001 SALARIES AND WAGES	15,459.02	15,459.02	6	14,490.29	0	14,490.29	0	0.00	0.00	-14,490.29
5003 FRINGE BENEFITS	1,481.76	1,481.76	2	5,370.21	0	5,370.21	0	0.00	0.00	-5,370.21
5010 COMMODITIES	119.81	119.81	1	0.00	0	0.00	0	0.00	-250.44	-250.44
5020 SERVICES	41.48	41.48	0	41.74	17	41.74	17	0.00	250.44	208.70
TOTAL EXPENDITURES	17,102.07	17,102.07	4	19,902.24	0	19,902.24	0	0.00	0.00	-19,902.24
NET CHANGE IN FUND BALANCE	-17,102.07	-17,102.07		-19,902.24		-19,902.24		0.00	0.00	19,902.24




FUND DEPT 2060-100 : RPC - POLICE TRAINING - REGIONAL PLANNING COMMISSION

2/15/2024 9:48:08 AM

PERIOD ENDING 1/31/2024

	ACTUAL LAST YEAR			ACTUAL THIS YEAR				ENCUMBRANCE	BUDGET	UNENCUMBERED BALANCE
	CURRENT MONTH	YEAR TO DATE	%	CURRENT MONTH	%	YEAR TO DATE	%			
REVENUES										
4004 INTERGOVERNMENTAL REVENUE	0.00	0.00	0	49,860.00	0	49,860.00	0	0.00	0.00	-49,860.00
TOTAL REVENUES	0.00	0.00	0	49,860.00	0	49,860.00	0	0.00	0.00	-49,860.00
EXPENDITURES										
5001 SALARIES AND WAGES	0.00	0.00	0	7,538.00	-9	7,538.00	-9	0.00	-87,638.66	-95,176.66
5003 FRINGE BENEFITS	0.00	0.00	0	1,239.93	15	1,239.93	15	0.00	8,294.95	7,055.02
5010 COMMODITIES	0.00	0.00	0	0.00	0	0.00	0	0.00	56,500.78	56,500.78
5020 SERVICES	0.00	0.00	0	9,526.73	-7	9,526.73	-7	13,500.00	-144,891.40	-167,918.13
TOTAL EXPENDITURES	0.00	0.00	0	18,304.66	-11	18,304.66	-11	13,500.00	-167,734.33	-199,538.99
OTHER FINANCING SOURCES (USES)										
7001 OTHER FINANCING USES	0.00	0.00	0	0.00	0	0.00	0	0.00	-167,734.33	-167,734.33
TOTAL OTHER FINANCING SOURCES (USES)	0.00	0.00		0.00		0.00		0.00	-167,734.33	-167,734.33
NET CHANGE IN FUND BALANCE	0.00	0.00		31,555.34		31,555.34		-13,500.00	0.00	-18,055.34



PERIOD ENDING 1/31/2024

	ACTUAL LAST YEAR			ACTUAL THIS YEAR				ENCUMBRANCE	BUDGET	UNENCUMBERED BALANCE
	CURRENT MONTH	YEAR TO DATE	%	CURRENT MONTH	%	YEAR TO DATE	%			
REVENUES										
4004 INTERGOVERNMENTAL REVENUE	46,102.25	46,102.25	0	855,902.62	0	855,902.62	0	0.00	0.00	-855,902.62
4007 CHARGES FOR SERVICES	18,437.72	18,437.72	1	55,343.10	0	55,343.10	0	0.00	0.00	-55,343.10
4008 INVESTMENT EARNINGS	6,220.91	6,220.91	122	9,150.95	0	9,150.95	0	0.00	0.00	-9,150.95
4009 MISCELLANEOUS REVENUES	19,371.79	19,371.79	22	0.00	0	0.00	0	0.00	0.00	0.00
TOTAL REVENUES	90,132.67	90,132.67	0	920,396.67	0	920,396.67	0	0.00	0.00	-920,396.67
EXPENDITURES										
5001 SALARIES AND WAGES	348,168.12	348,168.12	4	254,032.54	61	254,032.54	61	0.00	418,610.00	164,577.46
5003 FRINGE BENEFITS	35,095.38	35,095.38	2	71,680.16	0	71,680.16	0	0.00	0.00	-71,680.16
5010 COMMODITIES	8,158.27	8,158.27	2	9,803.29	16	9,803.29	16	0.00	60,228.00	50,424.71
5020 SERVICES	411,092.84	411,092.84	2	1,377,867.12	-280	1,377,867.12	-280	0.00	-492,845.00	-1,870,712.12
8000 CAPITAL OUTLAY	0.00	0.00	0	0.00	0	0.00	0	0.00	-10,200.00	-10,200.00
TOTAL EXPENDITURES	802,514.61	802,514.61	3	1,713,383.11	707	1,713,383.11	707	0.00	-24,207.00	-1,737,590.11
OTHER FINANCING SOURCES (USES)										
7001 OTHER FINANCING USES	0.00	0.00	0	0.00	0	0.00	0	0.00	-24,207.00	-24,207.00
TOTAL OTHER FINANCING SOURCES (USES)	0.00	0.00		0.00		0.00		0.00	-24,207.00	-24,207.00
NET CHANGE IN FUND BALANCE	-712,381.94	-712,381.94		-792,986.44		-792,986.44		0.00	0.00	792,986.44



FUND DEPT 2076-010 : TORT IMMUNITY TAX FUND - COUNTY BOARD

2/15/2024 9:48:08 AM

PERIOD ENDING 1/31/2024

	ACTUAL LAST YEAR			ACTUAL THIS YEAR				ENCUMBRANCE	BUDGET	UNENCUMBERED BALANCE
	CURRENT MONTH	YEAR TO DATE	%	CURRENT MONTH	%	YEAR TO DATE	%			
EXPENDITURES										
TOTAL EXPENDITURES	0.00	0.00	0	0.00	0	0.00	0	0.00	0.00	0.00
NET CHANGE IN FUND BALANCE	0.00	0.00		0.00		0.00		0.00	0.00	0.00




FUND DEPT 2076-011 : TORT IMMUNITY TAX FUND - SOLID WASTE MGMT

2/15/2024 9:48:08 AM

PERIOD ENDING 1/31/2024

	ACTUAL LAST YEAR			ACTUAL THIS YEAR				ENCUMBRANCE	BUDGET	UNENCUMBERED BALANCE
	CURRENT MONTH	YEAR TO DATE	%	CURRENT MONTH	%	YEAR TO DATE	%			
EXPENDITURES										
TOTAL EXPENDITURES	0.00	0.00	0	0.00	0	0.00	0	0.00	0.00	0.00
NET CHANGE IN FUND BALANCE	0.00	0.00		0.00		0.00		0.00	0.00	0.00



PERIOD ENDING 1/31/2024

	ACTUAL LAST YEAR			ACTUAL THIS YEAR				ENCUMBRANCE	BUDGET	UNENCUMBERED BALANCE
	CURRENT MONTH	YEAR TO DATE	%	CURRENT MONTH	%	YEAR TO DATE	%			
EXPENDITURES										
TOTAL EXPENDITURES	0.00	0.00	0	0.00	0	0.00	0	0.00	0.00	0.00
NET CHANGE IN FUND BALANCE	0.00	0.00		0.00		0.00		0.00	0.00	0.00



FUND DEPT 2076-020 : TORT IMMUNITY TAX FUND - AUDITOR

2/15/2024 9:48:08 AM

PERIOD ENDING 1/31/2024

	ACTUAL LAST YEAR			ACTUAL THIS YEAR				ENCUMBRANCE	BUDGET	UNENCUMBERED BALANCE
	CURRENT MONTH	YEAR TO DATE	%	CURRENT MONTH	%	YEAR TO DATE	%			
EXPENDITURES										
TOTAL EXPENDITURES	0.00	0.00	0	0.00	0	0.00	0	0.00	0.00	0.00
NET CHANGE IN FUND BALANCE	0.00	0.00		0.00		0.00		0.00	0.00	0.00



FUND DEPT 2076-021 : TORT IMMUNITY TAX FUND - BOARD OF REVIEW

2/15/2024 9:48:08 AM

PERIOD ENDING 1/31/2024

	ACTUAL LAST YEAR			ACTUAL THIS YEAR				ENCUMBRANCE	BUDGET	UNENCUMBERED BALANCE
	CURRENT MONTH	YEAR TO DATE	%	CURRENT MONTH	%	YEAR TO DATE	%			
EXPENDITURES										
TOTAL EXPENDITURES	0.00	0.00	0	0.00	0	0.00	0	0.00	0.00	0.00
NET CHANGE IN FUND BALANCE	0.00	0.00		0.00		0.00		0.00	0.00	0.00



FUND DEPT 2076-022 : TORT IMMUNITY TAX FUND - COUNTY CLERK

2/15/2024 9:48:08 AM

PERIOD ENDING 1/31/2024

	ACTUAL LAST YEAR			ACTUAL THIS YEAR				ENCUMBRANCE	BUDGET	UNENCUMBERED BALANCE
	CURRENT MONTH	YEAR TO DATE	%	CURRENT MONTH	%	YEAR TO DATE	%			
EXPENDITURES										
TOTAL EXPENDITURES	0.00	0.00	0	0.00	0	0.00	0	0.00	0.00	0.00
NET CHANGE IN FUND BALANCE	0.00	0.00		0.00		0.00		0.00	0.00	0.00




FUND DEPT 2076-023 : TORT IMMUNITY TAX FUND - RECORDER

2/15/2024 9:48:08 AM

PERIOD ENDING 1/31/2024

	ACTUAL LAST YEAR			ACTUAL THIS YEAR				ENCUMBRANCE	BUDGET	UNENCUMBERED BALANCE
	CURRENT MONTH	YEAR TO DATE	%	CURRENT MONTH	%	YEAR TO DATE	%			
EXPENDITURES										
TOTAL EXPENDITURES	0.00	0.00	0	0.00	0	0.00	0	0.00	0.00	0.00
NET CHANGE IN FUND BALANCE	0.00	0.00		0.00		0.00		0.00	0.00	0.00



FUND DEPT 2076-025 : TORT IMMUNITY TAX FUND - SUPERVISOR OF ASSESSMENT

2/15/2024 9:48:08 AM

PERIOD ENDING 1/31/2024

	ACTUAL LAST YEAR			ACTUAL THIS YEAR				ENCUMBRANCE	BUDGET	UNENCUMBERED BALANCE
	CURRENT MONTH	YEAR TO DATE	%	CURRENT MONTH	%	YEAR TO DATE	%			
EXPENDITURES										
TOTAL EXPENDITURES	0.00	0.00	0	0.00	0	0.00	0	0.00	0.00	0.00
NET CHANGE IN FUND BALANCE	0.00	0.00		0.00		0.00		0.00	0.00	0.00




FUND DEPT 2076-026 : TORT IMMUNITY TAX FUND - COUNTY TREASURER

2/15/2024 9:48:08 AM

PERIOD ENDING 1/31/2024

	ACTUAL LAST YEAR			ACTUAL THIS YEAR				ENCUMBRANCE	BUDGET	UNENCUMBERED BALANCE
	CURRENT MONTH	YEAR TO DATE	%	CURRENT MONTH	%	YEAR TO DATE	%			
EXPENDITURES										
TOTAL EXPENDITURES	0.00	0.00	0	0.00	0	0.00	0	0.00	0.00	0.00
NET CHANGE IN FUND BALANCE	0.00	0.00		0.00		0.00		0.00	0.00	0.00



FUND DEPT 2076-028 : TORT IMMUNITY TAX FUND - INFORMATION TECHNOLOGY (IT)

2/15/2024 9:48:08 AM

PERIOD ENDING 1/31/2024

	ACTUAL LAST YEAR			ACTUAL THIS YEAR				ENCUMBRANCE	BUDGET	UNENCUMBERED BALANCE
	CURRENT MONTH	YEAR TO DATE	%	CURRENT MONTH	%	YEAR TO DATE	%			
EXPENDITURES										
TOTAL EXPENDITURES	0.00	0.00	0	0.00	0	0.00	0	0.00	0.00	0.00
NET CHANGE IN FUND BALANCE	0.00	0.00		0.00		0.00		0.00	0.00	0.00



FUND DEPT 2076-030 : TORT IMMUNITY TAX FUND - CIRCUIT CLERK

2/15/2024 9:48:08 AM

PERIOD ENDING 1/31/2024

	ACTUAL LAST YEAR			ACTUAL THIS YEAR				ENCUMBRANCE	BUDGET	UNENCUMBERED BALANCE
	CURRENT MONTH	YEAR TO DATE	%	CURRENT MONTH	%	YEAR TO DATE	%			
EXPENDITURES										
TOTAL EXPENDITURES	0.00	0.00	0	0.00	0	0.00	0	0.00	0.00	0.00
NET CHANGE IN FUND BALANCE	0.00	0.00		0.00		0.00		0.00	0.00	0.00



FUND DEPT 2076-031 : TORT IMMUNITY TAX FUND - CIRCUIT COURT

2/15/2024 9:48:08 AM

PERIOD ENDING 1/31/2024

	ACTUAL LAST YEAR			ACTUAL THIS YEAR				ENCUMBRANCE	BUDGET	UNENCUMBERED BALANCE
	CURRENT MONTH	YEAR TO DATE	%	CURRENT MONTH	%	YEAR TO DATE	%			
EXPENDITURES										
TOTAL EXPENDITURES	0.00	0.00	0	0.00	0	0.00	0	0.00	0.00	0.00
NET CHANGE IN FUND BALANCE	0.00	0.00		0.00		0.00		0.00	0.00	0.00



FUND DEPT 2076-032 : TORT IMMUNITY TAX FUND - JURY COMMISSION

2/15/2024 9:48:08 AM

PERIOD ENDING 1/31/2024

	ACTUAL LAST YEAR			ACTUAL THIS YEAR				ENCUMBRANCE	BUDGET	UNENCUMBERED BALANCE
	CURRENT MONTH	YEAR TO DATE	%	CURRENT MONTH	%	YEAR TO DATE	%			
EXPENDITURES										
TOTAL EXPENDITURES	0.00	0.00	0	0.00	0	0.00	0	0.00	0.00	0.00
NET CHANGE IN FUND BALANCE	0.00	0.00		0.00		0.00		0.00	0.00	0.00



FUND DEPT 2076-036 : TORT IMMUNITY TAX FUND - PUBLIC DEFENDER

2/15/2024 9:48:08 AM

PERIOD ENDING 1/31/2024

	ACTUAL LAST YEAR			ACTUAL THIS YEAR				ENCUMBRANCE	BUDGET	UNENCUMBERED BALANCE
	CURRENT MONTH	YEAR TO DATE	%	CURRENT MONTH	%	YEAR TO DATE	%			
EXPENDITURES										
TOTAL EXPENDITURES	0.00	0.00	0	0.00	0	0.00	0	0.00	0.00	0.00
NET CHANGE IN FUND BALANCE	0.00	0.00		0.00		0.00		0.00	0.00	0.00



FUND DEPT 2076-040 : TORT IMMUNITY TAX FUND - SHERIFF

2/15/2024 9:48:08 AM

PERIOD ENDING 1/31/2024

	ACTUAL LAST YEAR			ACTUAL THIS YEAR				ENCUMBRANCE	BUDGET	UNENCUMBERED BALANCE
	CURRENT MONTH	YEAR TO DATE	%	CURRENT MONTH	%	YEAR TO DATE	%			
EXPENDITURES										
TOTAL EXPENDITURES	0.00	0.00	0	0.00	0	0.00	0	0.00	0.00	0.00
NET CHANGE IN FUND BALANCE	0.00	0.00		0.00		0.00		0.00	0.00	0.00



FUND DEPT 2076-041 : TORT IMMUNITY TAX FUND - STATES ATTORNEY

2/15/2024 9:48:08 AM

PERIOD ENDING 1/31/2024

	ACTUAL LAST YEAR			ACTUAL THIS YEAR				ENCUMBRANCE	BUDGET	UNENCUMBERED BALANCE
	CURRENT MONTH	YEAR TO DATE	%	CURRENT MONTH	%	YEAR TO DATE	%			
EXPENDITURES										
TOTAL EXPENDITURES	0.00	0.00	0	0.00	0	0.00	0	0.00	0.00	0.00
NET CHANGE IN FUND BALANCE	0.00	0.00		0.00		0.00		0.00	0.00	0.00



FUND DEPT 2076-042 : TORT IMMUNITY TAX FUND - CORONER

2/15/2024 9:48:08 AM

PERIOD ENDING 1/31/2024

	ACTUAL LAST YEAR			ACTUAL THIS YEAR				ENCUMBRANCE	BUDGET	UNENCUMBERED BALANCE
	CURRENT MONTH	YEAR TO DATE	%	CURRENT MONTH	%	YEAR TO DATE	%			
EXPENDITURES										
TOTAL EXPENDITURES	0.00	0.00	0	0.00	0	0.00	0	0.00	0.00	0.00
NET CHANGE IN FUND BALANCE	0.00	0.00		0.00		0.00		0.00	0.00	0.00



PERIOD ENDING 1/31/2024

	ACTUAL LAST YEAR			ACTUAL THIS YEAR				ENCUMBRANCE	BUDGET	UNENCUMBERED BALANCE
	CURRENT MONTH	YEAR TO DATE	%	CURRENT MONTH	%	YEAR TO DATE	%			
EXPENDITURES										
TOTAL EXPENDITURES	0.00	0.00	0	0.00	0	0.00	0	0.00	0.00	0.00
NET CHANGE IN FUND BALANCE	0.00	0.00		0.00		0.00		0.00	0.00	0.00




FUND DEPT 2076-051 : TORT IMMUNITY TAX FUND - JUVENILE DETENTION CENTER

2/15/2024 9:48:08 AM

PERIOD ENDING 1/31/2024

	ACTUAL LAST YEAR			ACTUAL THIS YEAR				ENCUMBRANCE	BUDGET	UNENCUMBERED BALANCE
	CURRENT MONTH	YEAR TO DATE	%	CURRENT MONTH	%	YEAR TO DATE	%			
EXPENDITURES										
TOTAL EXPENDITURES	0.00	0.00	0	0.00	0	0.00	0	0.00	0.00	0.00
NET CHANGE IN FUND BALANCE	0.00	0.00		0.00		0.00		0.00	0.00	0.00




FUND DEPT 2076-052 : TORT IMMUNITY TAX FUND - COURT SERVICES -PROBATION

2/15/2024 9:48:08 AM

PERIOD ENDING 1/31/2024

	ACTUAL LAST YEAR			ACTUAL THIS YEAR				ENCUMBRANCE	BUDGET	UNENCUMBERED BALANCE
	CURRENT MONTH	YEAR TO DATE	%	CURRENT MONTH	%	YEAR TO DATE	%			
EXPENDITURES										
TOTAL EXPENDITURES	0.00	0.00	0	0.00	0	0.00	0	0.00	0.00	0.00
NET CHANGE IN FUND BALANCE	0.00	0.00		0.00		0.00		0.00	0.00	0.00



FUND DEPT 2076-057 : TORT IMMUNITY TAX FUND - DEPUTY SHERIFF MERIT COMM

2/15/2024 9:48:08 AM

PERIOD ENDING 1/31/2024

	ACTUAL LAST YEAR			ACTUAL THIS YEAR				ENCUMBRANCE	BUDGET	UNENCUMBERED BALANCE
	CURRENT MONTH	YEAR TO DATE	%	CURRENT MONTH	%	YEAR TO DATE	%			
EXPENDITURES										
TOTAL EXPENDITURES	0.00	0.00	0	0.00	0	0.00	0	0.00	0.00	0.00
NET CHANGE IN FUND BALANCE	0.00	0.00		0.00		0.00		0.00	0.00	0.00



FUND DEPT 2076-071 : TORT IMMUNITY TAX FUND - PUBLIC PROP (PHYS, PLNT, FAC)

2/15/2024 9:48:08 AM

PERIOD ENDING 1/31/2024

	ACTUAL LAST YEAR			ACTUAL THIS YEAR				ENCUMBRANCE	BUDGET	UNENCUMBERED BALANCE
	CURRENT MONTH	YEAR TO DATE	%	CURRENT MONTH	%	YEAR TO DATE	%			
EXPENDITURES										
TOTAL EXPENDITURES	0.00	0.00	0	0.00	0	0.00	0	0.00	0.00	0.00
NET CHANGE IN FUND BALANCE	0.00	0.00		0.00		0.00		0.00	0.00	0.00



FUND DEPT 2076-075 : TORT IMMUNITY TAX FUND - GENERAL COUNTY

2/15/2024 9:48:08 AM

PERIOD ENDING 1/31/2024

	ACTUAL LAST YEAR			ACTUAL THIS YEAR				ENCUMBRANCE	BUDGET	UNENCUMBERED BALANCE
	CURRENT MONTH	YEAR TO DATE	%	CURRENT MONTH	%	YEAR TO DATE	%			
REVENUES										
4008 INVESTMENT EARNINGS	2,882.46	2,882.46	0	-23,407.69	0	-23,407.69	0	0.00	0.00	23,407.69
TOTAL REVENUES	2,882.46	2,882.46	0	-23,407.69	0	-23,407.69	0	0.00	0.00	23,407.69
EXPENDITURES										
5003 FRINGE BENEFITS	58,537.61	58,537.61	5	0.00	0	0.00	0	0.00	0.00	0.00
TOTAL EXPENDITURES	58,537.61	58,537.61	2	0.00	0	0.00	0	0.00	0.00	0.00
OTHER FINANCING SOURCES (USES)										
TOTAL OTHER FINANCING SOURCES (USES)	0.00	0.00		0.00		0.00		0.00	0.00	0.00
NET CHANGE IN FUND BALANCE	-55,655.15	-55,655.15		-23,407.69		-23,407.69		0.00	0.00	23,407.69



FUND DEPT 2076-077 : TORT IMMUNITY TAX FUND - ZONING AND ENFORCE (P&Z)

2/15/2024 9:48:08 AM

PERIOD ENDING 1/31/2024

	ACTUAL LAST YEAR			ACTUAL THIS YEAR				ENCUMBRANCE	BUDGET	UNENCUMBERED BALANCE
	CURRENT MONTH	YEAR TO DATE	%	CURRENT MONTH	%	YEAR TO DATE	%			
EXPENDITURES										
TOTAL EXPENDITURES	0.00	0.00	0	0.00	0	0.00	0	0.00	0.00	0.00
NET CHANGE IN FUND BALANCE	0.00	0.00		0.00		0.00		0.00	0.00	0.00



FUND DEPT 2076-127 : TORT IMMUNITY TAX FUND - VETERANS ASSISTNC COMSSN

2/15/2024 9:48:08 AM

PERIOD ENDING 1/31/2024

	ACTUAL LAST YEAR			ACTUAL THIS YEAR				ENCUMBRANCE	BUDGET	UNENCUMBERED BALANCE
	CURRENT MONTH	YEAR TO DATE	%	CURRENT MONTH	%	YEAR TO DATE	%			
EXPENDITURES										
TOTAL EXPENDITURES	0.00	0.00	0	0.00	0	0.00	0	0.00	0.00	0.00
NET CHANGE IN FUND BALANCE	0.00	0.00		0.00		0.00		0.00	0.00	0.00



PERIOD ENDING 1/31/2024

	ACTUAL LAST YEAR			ACTUAL THIS YEAR				ENCUMBRANCE	BUDGET	UNENCUMBERED BALANCE
	CURRENT MONTH	YEAR TO DATE	%	CURRENT MONTH	%	YEAR TO DATE	%			
EXPENDITURES										
TOTAL EXPENDITURES	0.00	0.00	0	0.00	0	0.00	0	0.00	0.00	0.00
NET CHANGE IN FUND BALANCE	0.00	0.00		0.00		0.00		0.00	0.00	0.00



FUND DEPT 2076-140 : TORT IMMUNITY TAX FUND - CORRECTIONAL CENTER

2/15/2024 9:48:08 AM

PERIOD ENDING 1/31/2024

	ACTUAL LAST YEAR			ACTUAL THIS YEAR				ENCUMBRANCE	BUDGET	UNENCUMBERED BALANCE
	CURRENT MONTH	YEAR TO DATE	%	CURRENT MONTH	%	YEAR TO DATE	%			
EXPENDITURES										
TOTAL EXPENDITURES	0.00	0.00	0	0.00	0	0.00	0	0.00	0.00	0.00
NET CHANGE IN FUND BALANCE	0.00	0.00		0.00		0.00		0.00	0.00	0.00



FUND DEPT 2083-060 : COUNTY HIGHWAY - HIGHWAY

2/15/2024 9:48:08 AM

PERIOD ENDING 1/31/2024

	ACTUAL LAST YEAR			ACTUAL THIS YEAR				ENCUMBRANCE	BUDGET	UNENCUMBERED BALANCE
	CURRENT MONTH	YEAR TO DATE	%	CURRENT MONTH	%	YEAR TO DATE	%			
REVENUES										
4007 CHARGES FOR SERVICES	0.00	0.00	0	150.00	0	150.00	0	0.00	0.00	-150.00
4008 INVESTMENT EARNINGS	7,328.66	7,328.66	183	-358,646.26	0	-358,646.26	0	0.00	0.00	358,646.26
4009 MISCELLANEOUS REVENUES	485.10	485.10	0	0.00	0	0.00	0	0.00	0.00	0.00
TOTAL REVENUES	7,813.76	7,813.76	0	-358,496.26	0	-358,496.26	0	0.00	0.00	358,496.26
EXPENDITURES										
5001 SALARIES AND WAGES	91,636.24	91,636.24	6	89,642.33	0	89,642.33	0	0.00	0.00	-89,642.33
5003 FRINGE BENEFITS	13,817.44	13,817.44	3	20,124.03	0	20,124.03	0	0.00	0.00	-20,124.03
5010 COMMODITIES	6,858.76	6,858.76	2	8,346.74	0	8,346.74	0	17,290.05	0.00	-25,636.79
5020 SERVICES	61,196.83	61,196.83	9	43,998.08	0	43,998.08	0	3,099.00	0.00	-47,097.08
8000 CAPITAL OUTLAY	5,400.00	5,400.00	1	0.00	0	0.00	0	196,590.72	0.00	-196,590.72
TOTAL EXPENDITURES	178,909.27	178,909.27	5	162,111.18	0	162,111.18	0	216,979.77	0.00	-379,090.95
OTHER FINANCING SOURCES (USES)										
TOTAL OTHER FINANCING SOURCES (USES)	0.00	0.00		0.00		0.00		0.00	0.00	0.00
NET CHANGE IN FUND BALANCE	-171,095.51	-171,095.51		-520,607.44		-520,607.44		-216,979.77	0.00	737,587.21



FUND DEPT 2083-062 : COUNTY HIGHWAY - HIGHWAY BUILDING CAPITAL

2/15/2024 9:48:08 AM

PERIOD ENDING 1/31/2024

	ACTUAL LAST YEAR			ACTUAL THIS YEAR				ENCUMBRANCE	BUDGET	UNENCUMBERED BALANCE
	CURRENT MONTH	YEAR TO DATE	%	CURRENT MONTH	%	YEAR TO DATE	%			
REVENUES										
TOTAL REVENUES	0.00	0.00	0	0.00	0	0.00	0	0.00	0.00	0.00
EXPENDITURES										
TOTAL EXPENDITURES	0.00	0.00	0	0.00	0	0.00	0	0.00	0.00	0.00
OTHER FINANCING SOURCES (USES)										
TOTAL OTHER FINANCING SOURCES (USES)	0.00	0.00		0.00		0.00		0.00	0.00	0.00
NET CHANGE IN FUND BALANCE	0.00	0.00		0.00		0.00		0.00	0.00	0.00



FUND DEPT 2084-060 : COUNTY BRIDGE - HIGHWAY

2/15/2024 9:48:08 AM

PERIOD ENDING 1/31/2024

	ACTUAL LAST YEAR			ACTUAL THIS YEAR				ENCUMBRANCE	BUDGET	UNENCUMBERED BALANCE
	CURRENT MONTH	YEAR TO DATE	%	CURRENT MONTH	%	YEAR TO DATE	%			
REVENUES										
4008 INVESTMENT EARNINGS	4,307.76	4,307.76	431	-224,053.17	0	-224,053.17	0	0.00	0.00	224,053.17
TOTAL REVENUES	4,307.76	4,307.76	0	-224,053.17	0	-224,053.17	0	0.00	0.00	224,053.17
EXPENDITURES										
5020 SERVICES	13,938.00	13,938.00	7	7,516.11	0	7,516.11	0	0.00	0.00	-7,516.11
8000 CAPITAL OUTLAY	38,475.00	38,475.00	3	0.00	0	0.00	0	0.00	0.00	0.00
TOTAL EXPENDITURES	52,413.00	52,413.00	3	7,516.11	0	7,516.11	0	0.00	0.00	-7,516.11
OTHER FINANCING SOURCES (USES)										
TOTAL OTHER FINANCING SOURCES (USES)	0.00	0.00		0.00		0.00		0.00	0.00	0.00
NET CHANGE IN FUND BALANCE	-48,105.24	-48,105.24		-231,569.28		-231,569.28		0.00	0.00	231,569.28



FUND DEPT 2085-060 : COUNTY MOTOR FUEL TAX - HIGHWAY

2/15/2024 9:48:08 AM

PERIOD ENDING 1/31/2024

	ACTUAL LAST YEAR			ACTUAL THIS YEAR				ENCUMBRANCE	BUDGET	UNENCUMBERED BALANCE
	CURRENT MONTH	YEAR TO DATE	%	CURRENT MONTH	%	YEAR TO DATE	%			
REVENUES										
4008 INVESTMENT EARNINGS	25,959.98	25,959.98	260	-950,131.29	0	-950,131.29	0	0.00	0.00	950,131.29
TOTAL REVENUES	25,959.98	25,959.98	1	-950,131.29	0	-950,131.29	0	0.00	0.00	950,131.29
EXPENDITURES										
5001 SALARIES AND WAGES	13,928.08	13,928.08	8	10,296.61	0	10,296.61	0	0.00	0.00	-10,296.61
5020 SERVICES	10,005.68	10,005.68	1	11,177.74	0	11,177.74	0	0.00	0.00	-11,177.74
TOTAL EXPENDITURES	23,933.76	23,933.76	0	21,474.35	0	21,474.35	0	0.00	0.00	-21,474.35
NET CHANGE IN FUND BALANCE	2,026.22	2,026.22		-971,605.64		-971,605.64		0.00	0.00	971,605.64



FUND DEPT 2088-044 : ILL.MUNICIPAL RETIREMENT - NURSING HOME

2/15/2024 9:48:08 AM

PERIOD ENDING 1/31/2024

	ACTUAL LAST YEAR			ACTUAL THIS YEAR				ENCUMBRANCE	BUDGET	UNENCUMBERED BALANCE
	CURRENT MONTH	YEAR TO DATE	%	CURRENT MONTH	%	YEAR TO DATE	%			
EXPENDITURES										
<i>TOTAL EXPENDITURES</i>	<i>0.00</i>	<i>0.00</i>	<i>0</i>	<i>0.00</i>	<i>0</i>	<i>0.00</i>	<i>0</i>	<i>0.00</i>	<i>0.00</i>	<i>0.00</i>
OTHER FINANCING SOURCES (USES)										
<i>TOTAL OTHER FINANCING SOURCES (USES)</i>	<i>0.00</i>	<i>0.00</i>		<i>0.00</i>		<i>0.00</i>		<i>0.00</i>	<i>0.00</i>	<i>0.00</i>
NET CHANGE IN FUND BALANCE	0.00	0.00		0.00		0.00		0.00	0.00	0.00



FUND DEPT 2088-073 : ILL.MUNICIPAL RETIREMENT - ILL.MUNICIPAL RETIREMENT

2/15/2024 9:48:08 AM

PERIOD ENDING 1/31/2024

	ACTUAL LAST YEAR			ACTUAL THIS YEAR				ENCUMBRANCE	BUDGET	UNENCUMBERED BALANCE
	CURRENT MONTH	YEAR TO DATE	%	CURRENT MONTH	%	YEAR TO DATE	%			
REVENUES										
4008 INVESTMENT EARNINGS	3,351.18	3,351.18	670	-15,704.55	0	-15,704.55	0	0.00	0.00	15,704.55
TOTAL REVENUES	3,351.18	3,351.18	0	-15,704.55	0	-15,704.55	0	0.00	0.00	15,704.55
EXPENDITURES										
5003 FRINGE BENEFITS	87,272.38	87,272.38	4	0.00	0	0.00	0	0.00	0.00	0.00
TOTAL EXPENDITURES	87,272.38	87,272.38	4	0.00	0	0.00	0	0.00	0.00	0.00
OTHER FINANCING SOURCES (USES)										
TOTAL OTHER FINANCING SOURCES (USES)	0.00	0.00		0.00		0.00		0.00	0.00	0.00
NET CHANGE IN FUND BALANCE	-83,921.20	-83,921.20		-15,704.55		-15,704.55		0.00	0.00	15,704.55



PERIOD ENDING 1/31/2024

	ACTUAL LAST YEAR			ACTUAL THIS YEAR				ENCUMBRANCE	BUDGET	UNENCUMBERED BALANCE
	CURRENT MONTH	YEAR TO DATE	%	CURRENT MONTH	%	YEAR TO DATE	%			
REVENUES										
TOTAL REVENUES	0.00	0.00	0	0.00	0	0.00	0	0.00	0.00	0.00
EXPENDITURES										
TOTAL EXPENDITURES	0.00	0.00	0	0.00	0	0.00	0	0.00	0.00	0.00
NET CHANGE IN FUND BALANCE	0.00	0.00		0.00		0.00		0.00	0.00	0.00




FUND DEPT 2089-049 : COUNTY PUBLIC HEALTH FUND - BOARD OF HEALTH

2/15/2024 9:48:08 AM

PERIOD ENDING 1/31/2024

	ACTUAL LAST YEAR			ACTUAL THIS YEAR				ENCUMBRANCE	BUDGET	UNENCUMBERED BALANCE
	CURRENT MONTH	YEAR TO DATE	%	CURRENT MONTH	%	YEAR TO DATE	%			
REVENUES										
4006 LICENSES AND PERMITS	14,025.00	14,025.00	10	75,250.00	0	75,250.00	0	0.00	0.00	-75,250.00
4008 INVESTMENT EARNINGS	1,530.61	1,530.61	87	-9,511.12	0	-9,511.12	0	0.00	0.00	9,511.12
TOTAL REVENUES	15,555.61	15,555.61	1	65,738.88	0	65,738.88	0	0.00	0.00	-65,738.88
EXPENDITURES										
5020 SERVICES	1,315.00	1,315.00	0	1,349.05	0	1,349.05	0	0.00	0.00	-1,349.05
TOTAL EXPENDITURES	1,315.00	1,315.00	0	1,349.05	0	1,349.05	0	0.00	0.00	-1,349.05
OTHER FINANCING SOURCES (USES)										
TOTAL OTHER FINANCING SOURCES (USES)	0.00	0.00		0.00		0.00		0.00	0.00	0.00
NET CHANGE IN FUND BALANCE	14,240.61	14,240.61		64,389.83		64,389.83		0.00	0.00	-64,389.83



FUND DEPT 2090-053 : MENTAL HEALTH - MENTAL HEALTH BOARD

2/15/2024 9:48:08 AM

PERIOD ENDING 1/31/2024

	ACTUAL LAST YEAR			ACTUAL THIS YEAR				ENCUMBRANCE	BUDGET	UNENCUMBERED BALANCE
	CURRENT MONTH	YEAR TO DATE	%	CURRENT MONTH	%	YEAR TO DATE	%			
REVENUES										
4004 INTERGOVERNMENTAL REVENUE	0.00	0.00	0	35,447.00	0	35,447.00	0	0.00	0.00	-35,447.00
4008 INVESTMENT EARNINGS	6,561.03	6,561.03	219	-34,070.30	0	-34,070.30	0	0.00	0.00	34,070.30
4009 MISCELLANEOUS REVENUES	100.00	100.00	0	0.00	0	0.00	0	0.00	0.00	0.00
TOTAL REVENUES	6,661.03	6,661.03	0	1,376.70	0	1,376.70	0	0.00	0.00	-1,376.70
EXPENDITURES										
5001 SALARIES AND WAGES	27,420.78	27,420.78	6	29,336.04	0	29,336.04	0	0.00	0.00	-29,336.04
5003 FRINGE BENEFITS	2,978.13	2,978.13	2	4,409.64	0	4,409.64	0	0.00	0.00	-4,409.64
5010 COMMODITIES	221.87	221.87	1	417.06	0	417.06	0	0.00	0.00	-417.06
5020 SERVICES	796,043.14	796,043.14	14	430,422.02	0	430,422.02	0	0.00	0.00	-430,422.02
TOTAL EXPENDITURES	826,663.92	826,663.92	13	464,584.76	0	464,584.76	0	0.00	0.00	-464,584.76
OTHER FINANCING SOURCES (USES)										
TOTAL OTHER FINANCING SOURCES (USES)	0.00	0.00		0.00		0.00		0.00	0.00	0.00
NET CHANGE IN FUND BALANCE	-820,002.89	-820,002.89		-463,208.06		-463,208.06		0.00	0.00	463,208.06



FUND DEPT 2091-047 : ANIMAL CONTROL - ANIMAL CONTROL ADMIN

2/15/2024 9:48:08 AM

PERIOD ENDING 1/31/2024

	ACTUAL LAST YEAR			ACTUAL THIS YEAR				ENCUMBRANCE	BUDGET	UNENCUMBERED BALANCE
	CURRENT MONTH	YEAR TO DATE	%	CURRENT MONTH	%	YEAR TO DATE	%			
REVENUES										
4006 LICENSES AND PERMITS	7,268.00	7,268.00	2	7,875.00	0	7,875.00	0	0.00	0.00	-7,875.00
4008 INVESTMENT EARNINGS	985.62	985.62	99	-6,400.01	0	-6,400.01	0	0.00	0.00	6,400.01
TOTAL REVENUES	8,253.62	8,253.62	2	1,474.99	0	1,474.99	0	0.00	0.00	-1,474.99
EXPENDITURES										
5001 SALARIES AND WAGES	12,064.83	12,064.83	7	10,712.15	0	10,712.15	0	0.00	0.00	-10,712.15
5003 FRINGE BENEFITS	1,354.90	1,354.90	2	2,132.22	0	2,132.22	0	0.00	0.00	-2,132.22
5010 COMMODITIES	835.00	835.00	5	339.37	0	339.37	0	0.00	0.00	-339.37
5020 SERVICES	1,324.37	1,324.37	3	945.98	0	945.98	0	0.00	0.00	-945.98
TOTAL EXPENDITURES	15,579.10	15,579.10	5	14,129.72	0	14,129.72	0	0.00	0.00	-14,129.72
OTHER FINANCING SOURCES (USES)										
TOTAL OTHER FINANCING SOURCES (USES)	0.00	0.00		0.00		0.00		0.00	0.00	0.00
NET CHANGE IN FUND BALANCE	-7,325.48	-7,325.48		-12,654.73		-12,654.73		0.00	0.00	12,654.73



FUND DEPT 2091-247 : ANIMAL CONTROL - ANIMAL WARDEN SERVICES

2/15/2024 9:48:08 AM

PERIOD ENDING 1/31/2024

	ACTUAL LAST YEAR			ACTUAL THIS YEAR				ENCUMBRANCE	BUDGET	UNENCUMBERED BALANCE
	CURRENT MONTH	YEAR TO DATE	%	CURRENT MONTH	%	YEAR TO DATE	%			
REVENUES										
4004 INTERGOVERNMENTAL REVENUE	19,521.79	19,521.79	10	24,724.56	0	24,724.56	0	0.00	0.00	-24,724.56
4005 FINES AND FORFEITURES	0.00	0.00	0	250.00	0	250.00	0	0.00	0.00	-250.00
TOTAL REVENUES	19,521.79	19,521.79	10	24,974.56	0	24,974.56	0	0.00	0.00	-24,974.56
EXPENDITURES										
5001 SALARIES AND WAGES	7,460.57	7,460.57	5	2,721.49	0	2,721.49	0	0.00	0.00	-2,721.49
5003 FRINGE BENEFITS	848.61	848.61	1	0.00	0	0.00	0	0.00	0.00	0.00
5010 COMMODITIES	966.89	966.89	4	0.00	0	0.00	0	0.00	0.00	0.00
5020 SERVICES	520.46	520.46	3	148.00	0	148.00	0	0.00	0.00	-148.00
TOTAL EXPENDITURES	9,796.53	9,796.53	4	2,869.49	0	2,869.49	0	0.00	0.00	-2,869.49
NET CHANGE IN FUND BALANCE	9,725.26	9,725.26		22,105.07		22,105.07		0.00	0.00	-22,105.07



FUND DEPT 2091-248 : ANIMAL CONTROL - ANIMAL IMPOUND SERVICES

2/15/2024 9:48:08 AM

PERIOD ENDING 1/31/2024

	ACTUAL LAST YEAR			ACTUAL THIS YEAR				ENCUMBRANCE	BUDGET	UNENCUMBERED BALANCE
	CURRENT MONTH	YEAR TO DATE	%	CURRENT MONTH	%	YEAR TO DATE	%			
REVENUES										
4004 INTERGOVERNMENTAL REVENUE	7,321.70	7,321.70	3	3,450.24	0	3,450.24	0	0.00	0.00	-3,450.24
4005 FINES AND FORFEITURES	0.00	0.00	0	75.00	0	75.00	0	0.00	0.00	-75.00
4009 MISCELLANEOUS REVENUES	0.00	0.00	0	471.00	0	471.00	0	0.00	0.00	-471.00
TOTAL REVENUES	7,321.70	7,321.70	3	3,996.24	0	3,996.24	0	0.00	0.00	-3,996.24
EXPENDITURES										
5001 SALARIES AND WAGES	9,821.86	9,821.86	6	6,944.70	0	6,944.70	0	0.00	0.00	-6,944.70
5003 FRINGE BENEFITS	1,225.56	1,225.56	2	2.60	0	2.60	0	0.00	0.00	-2.60
5010 COMMODITIES	1,341.60	1,341.60	3	521.08	0	521.08	0	0.00	0.00	-521.08
5020 SERVICES	875.71	875.71	146	382.94	0	382.94	0	0.00	0.00	-382.94
TOTAL EXPENDITURES	13,264.73	13,264.73	5	7,851.32	0	7,851.32	0	0.00	0.00	-7,851.32
NET CHANGE IN FUND BALANCE	-5,943.03	-5,943.03		-3,855.08		-3,855.08		0.00	0.00	3,855.08



FUND DEPT 2092-074 : LAW LIBRARY - LAW LIBRARY

2/15/2024 9:48:08 AM

PERIOD ENDING 1/31/2024

	ACTUAL LAST YEAR			ACTUAL THIS YEAR				ENCUMBRANCE	BUDGET	UNENCUMBERED BALANCE
	CURRENT MONTH	YEAR TO DATE	%	CURRENT MONTH	%	YEAR TO DATE	%			
REVENUES										
4008 INVESTMENT EARNINGS	291.37	291.37	291	-1,748.82	0	-1,748.82	0	0.00	0.00	1,748.82
TOTAL REVENUES	291.37	291.37	0	-1,748.82	0	-1,748.82	0	0.00	0.00	1,748.82
EXPENDITURES										
5010 COMMODITIES	1,756.28	1,756.28	6	1,844.09	0	1,844.09	0	0.00	0.00	-1,844.09
5020 SERVICES	385.00	385.00	1	0.00	0	0.00	0	0.00	0.00	0.00
TOTAL EXPENDITURES	2,141.28	2,141.28	3	1,844.09	0	1,844.09	0	0.00	0.00	-1,844.09
OTHER FINANCING SOURCES (USES)										
TOTAL OTHER FINANCING SOURCES (USES)	0.00	0.00		0.00		0.00		0.00	0.00	0.00
NET CHANGE IN FUND BALANCE	-1,849.91	-1,849.91		-3,592.91		-3,592.91		0.00	0.00	3,592.91



FUND DEPT 2093-031 : FORECLOSURE MEDIATION FND - CIRCUIT COURT

2/15/2024 9:48:08 AM

PERIOD ENDING 1/31/2024

	ACTUAL LAST YEAR			ACTUAL THIS YEAR				ENCUMBRANCE	BUDGET	UNENCUMBERED BALANCE
	CURRENT MONTH	YEAR TO DATE	%	CURRENT MONTH	%	YEAR TO DATE	%			
REVENUES										
4008 INVESTMENT EARNINGS	23.06	23.06	58	-401.41	0	-401.41	0	0.00	0.00	401.41
TOTAL REVENUES	23.06	23.06	0	-401.41	0	-401.41	0	0.00	0.00	401.41
EXPENDITURES										
5020 SERVICES	7.49	7.49	0	7.53	0	7.53	0	0.00	0.00	-7.53
TOTAL EXPENDITURES	7.49	7.49	0	7.53	0	7.53	0	0.00	0.00	-7.53
OTHER FINANCING SOURCES (USES)										
TOTAL OTHER FINANCING SOURCES (USES)	0.00	0.00		0.00		0.00		0.00	0.00	0.00
NET CHANGE IN FUND BALANCE	15.57	15.57		-408.94		-408.94		0.00	0.00	408.94



FUND DEPT 2101-054 : I/DD SPECIAL INITIATIVES - CILA PROJECT

2/15/2024 9:48:08 AM

PERIOD ENDING 1/31/2024

	ACTUAL LAST YEAR			ACTUAL THIS YEAR				ENCUMBRANCE	BUDGET	UNENCUMBERED BALANCE
	CURRENT MONTH	YEAR TO DATE	%	CURRENT MONTH	%	YEAR TO DATE	%			
REVENUES										
4008 INVESTMENT EARNINGS	1,397.68	1,397.68	140	-6,253.69	0	-6,253.69	0	0.00	0.00	6,253.69
TOTAL REVENUES	1,397.68	1,397.68	140	-6,253.69	0	-6,253.69	0	0.00	0.00	6,253.69
EXPENDITURES										
5020 SERVICES	0.00	0.00	0	23,833.00	0	23,833.00	0	0.00	0.00	-23,833.00
TOTAL EXPENDITURES	0.00	0.00	0	23,833.00	0	23,833.00	0	0.00	0.00	-23,833.00
OTHER FINANCING SOURCES (USES)										
TOTAL OTHER FINANCING SOURCES (USES)	0.00	0.00		0.00		0.00		0.00	0.00	0.00
NET CHANGE IN FUND BALANCE	1,397.68	1,397.68		-30,086.69		-30,086.69		0.00	0.00	30,086.69



FUND DEPT 2103-060 : HWY FED AID MATCHING FUND - HIGHWAY

2/15/2024 9:48:08 AM

PERIOD ENDING 1/31/2024

	ACTUAL LAST YEAR			ACTUAL THIS YEAR				ENCUMBRANCE	BUDGET	UNENCUMBERED BALANCE
	CURRENT MONTH	YEAR TO DATE	%	CURRENT MONTH	%	YEAR TO DATE	%			
REVENUES										
4008 INVESTMENT EARNINGS	1,088.39	1,088.39	145	-59,745.23	0	-59,745.23	0	0.00	0.00	59,745.23
TOTAL REVENUES	1,088.39	1,088.39	1	-59,745.23	0	-59,745.23	0	0.00	0.00	59,745.23
EXPENDITURES										
TOTAL EXPENDITURES	0.00	0.00	0	0.00	0	0.00	0	0.00	0.00	0.00
OTHER FINANCING SOURCES (USES)										
TOTAL OTHER FINANCING SOURCES (USES)	0.00	0.00		0.00		0.00		0.00	0.00	0.00
NET CHANGE IN FUND BALANCE	1,088.39	1,088.39		-59,745.23		-59,745.23		0.00	0.00	59,745.23



FUND DEPT 2104-104 : EARLY CHILDHOOD FUND - EARLY CHILDHOOD DEVELOPMENT

2/15/2024 9:48:08 AM

PERIOD ENDING 1/31/2024

	ACTUAL LAST YEAR			ACTUAL THIS YEAR				ENCUMBRANCE	BUDGET	UNENCUMBERED BALANCE
	CURRENT MONTH	YEAR TO DATE	%	CURRENT MONTH	%	YEAR TO DATE	%			
REVENUES										
4004 INTERGOVERNMENTAL REVENUE	652,499.99	652,499.99	5	622,873.76	0	622,873.76	0	0.00	0.00	-622,873.76
4007 CHARGES FOR SERVICES	200.00	200.00	0	3,900.00	0	3,900.00	0	0.00	0.00	-3,900.00
4008 INVESTMENT EARNINGS	19,923.15	19,923.15	398	13,476.15	0	13,476.15	0	0.00	0.00	-13,476.15
4009 MISCELLANEOUS REVENUES	163.98	163.98	0	74.28	0	74.28	0	0.00	0.00	-74.28
TOTAL REVENUES	672,787.12	672,787.12	5	640,324.19	0	640,324.19	0	0.00	0.00	-640,324.19
EXPENDITURES										
5001 SALARIES AND WAGES	331,906.30	331,906.30	5	312,647.97	0	312,647.97	0	0.00	0.00	-312,647.97
5003 FRINGE BENEFITS	36,834.46	36,834.46	2	76,791.67	-808	76,791.67	-808	0.00	-9,500.00	-86,291.67
5010 COMMODITIES	31,518.44	31,518.44	5	34,262.84	248	34,262.84	248	0.00	13,843.00	-20,419.84
5020 SERVICES					-		-			
	126,317.39	126,317.39	4	139,347.59	320	139,347.59	320	0.00	-4,343.00	-143,690.59
					9		9			
TOTAL EXPENDITURES	526,576.59	526,576.59	4	563,050.07	0	563,050.07	0	0.00	0.00	-563,050.07
OTHER FINANCING SOURCES (USES)										
TOTAL OTHER FINANCING SOURCES (USES)	0.00	0.00		0.00		0.00		0.00	0.00	0.00
NET CHANGE IN FUND BALANCE	146,210.53	146,210.53		77,274.12		77,274.12		0.00	0.00	-77,274.12



FUND DEPT 2106-010 : PUBL SAFETY SALES TAX FND - COUNTY BOARD

2/15/2024 9:48:08 AM

PERIOD ENDING 1/31/2024

	ACTUAL LAST YEAR			ACTUAL THIS YEAR				ENCUMBRANCE	BUDGET	UNENCUMBERED BALANCE
	CURRENT MONTH	YEAR TO DATE	%	CURRENT MONTH	%	YEAR TO DATE	%			
REVENUES										
4008 INVESTMENT EARNINGS	11,286.33	11,286.33	226	-68,029.35	0	-68,029.35	0	0.00	0.00	68,029.35
TOTAL REVENUES	11,286.33	11,286.33	0	-68,029.35	0	-68,029.35	0	0.00	0.00	68,029.35
EXPENDITURES										
5020 SERVICES	69,902.93	69,902.93	7	24,852.76	0	24,852.76	0	0.00	0.00	-24,852.76
TOTAL EXPENDITURES	69,902.93	69,902.93	7	24,852.76	0	24,852.76	0	0.00	0.00	-24,852.76
OTHER FINANCING SOURCES (USES)										
TOTAL OTHER FINANCING SOURCES (USES)	0.00	0.00		0.00		0.00		0.00	0.00	0.00
NET CHANGE IN FUND BALANCE	-58,616.60	-58,616.60		-92,882.11		-92,882.11		0.00	0.00	92,882.11




FUND DEPT 2106-013 : PUBL SAFETY SALES TAX FND - DEBT SERVICE

2/15/2024 9:48:08 AM

PERIOD ENDING 1/31/2024

	ACTUAL LAST YEAR			ACTUAL THIS YEAR				ENCUMBRANCE	BUDGET	UNENCUMBERED BALANCE
	CURRENT MONTH	YEAR TO DATE	%	CURRENT MONTH	%	YEAR TO DATE	%			
REVENUES										
TOTAL REVENUES	0.00	0.00	0	0.00	0	0.00	0	0.00	0.00	0.00
EXPENDITURES										
TOTAL EXPENDITURES	0.00	0.00	0	0.00	0	0.00	0	0.00	0.00	0.00
NET CHANGE IN FUND BALANCE	0.00	0.00		0.00		0.00		0.00	0.00	0.00



FUND DEPT 2106-060 : PUBL SAFETY SALES TAX FND - HIGHWAY

2/15/2024 9:48:08 AM


PERIOD ENDING 1/31/2024

	ACTUAL LAST YEAR			ACTUAL THIS YEAR				ENCUMBRANCE	BUDGET	UNENCUMBERED BALANCE
	CURRENT MONTH	YEAR TO DATE	%	CURRENT MONTH	%	YEAR TO DATE	%			
REVENUES										
TOTAL REVENUES	0.00	0.00	0	0.00	0	0.00	0	0.00	0.00	0.00
NET CHANGE IN FUND BALANCE	0.00	0.00		0.00		0.00		0.00	0.00	0.00



PERIOD ENDING 1/31/2024

	ACTUAL LAST YEAR			ACTUAL THIS YEAR				ENCUMBRANCE	BUDGET	UNENCUMBERED BALANCE
	CURRENT MONTH	YEAR TO DATE	%	CURRENT MONTH	%	YEAR TO DATE	%			
EXPENDITURES										
5020 SERVICES	15,416.34	15,416.34	14	15,416.34	0	15,416.34	0	0.00	0.00	-15,416.34
TOTAL EXPENDITURES	15,416.34	15,416.34	14	15,416.34	0	15,416.34	0	0.00	0.00	-15,416.34
NET CHANGE IN FUND BALANCE	-15,416.34	-15,416.34		-15,416.34		-15,416.34		0.00	0.00	15,416.34



FUND DEPT 2106-237 : PUBL SAFETY SALES TAX FND - DELINQ PREVENTION GRANTS

2/15/2024 9:48:08 AM

PERIOD ENDING 1/31/2024

	ACTUAL LAST YEAR			ACTUAL THIS YEAR				ENCUMBRANCE	BUDGET	UNENCUMBERED BALANCE
	CURRENT MONTH	YEAR TO DATE	%	CURRENT MONTH	%	YEAR TO DATE	%			
EXPENDITURES										
5020 SERVICES	26,666.66	26,666.66	8	27,708.33	0	27,708.33	0	0.00	0.00	-27,708.33
TOTAL EXPENDITURES	26,666.66	26,666.66	8	27,708.33	0	27,708.33	0	0.00	0.00	-27,708.33
NET CHANGE IN FUND BALANCE	-26,666.66	-26,666.66		-27,708.33		-27,708.33		0.00	0.00	27,708.33



FUND DEPT 2107-010 : GEOGRAPHIC INF SYS FUND (GIS) - COUNTY BOARD

2/15/2024 9:48:08 AM

PERIOD ENDING 1/31/2024

	ACTUAL LAST YEAR			ACTUAL THIS YEAR				ENCUMBRANCE	BUDGET	UNENCUMBERED BALANCE
	CURRENT MONTH	YEAR TO DATE	%	CURRENT MONTH	%	YEAR TO DATE	%			
REVENUES										
4008 INVESTMENT EARNINGS	955.04	955.04	96	-4,073.40	0	-4,073.40	0	0.00	0.00	4,073.40
TOTAL REVENUES	955.04	955.04	0	-4,073.40	0	-4,073.40	0	0.00	0.00	4,073.40
EXPENDITURES										
TOTAL EXPENDITURES	0.00	0.00	0	0.00	0	0.00	0	0.00	0.00	0.00
NET CHANGE IN FUND BALANCE	955.04	955.04		-4,073.40		-4,073.40		0.00	0.00	4,073.40




FUND DEPT 2108-050 : DEVLPMNTL DISABILITY FUND - DEVL MNTL DISABILITY BOARD

2/15/2024 9:48:08 AM


PERIOD ENDING 1/31/2024

	ACTUAL LAST YEAR			ACTUAL THIS YEAR				ENCUMBRANCE	BUDGET	UNENCUMBERED BALANCE
	CURRENT MONTH	YEAR TO DATE	%	CURRENT MONTH	%	YEAR TO DATE	%			
REVENUES										
4008 INVESTMENT EARNINGS	5,264.23	5,264.23	263	-32,564.06	0	-32,564.06	0	0.00	0.00	32,564.06
TOTAL REVENUES	5,264.23	5,264.23	0	-32,564.06	0	-32,564.06	0	0.00	0.00	32,564.06
EXPENDITURES										
5020 SERVICES	708,488.00	708,488.00	15	391,358.00	0	391,358.00	0	0.00	0.00	-391,358.00
TOTAL EXPENDITURES	708,488.00	708,488.00	15	391,358.00	0	391,358.00	0	0.00	0.00	-391,358.00
OTHER FINANCING SOURCES (USES)										
7001 OTHER FINANCING USES	-50,000.00	-50,000.00	100	0.00	0	0.00	0	0.00	0.00	0.00
TOTAL OTHER FINANCING SOURCES (USES)	-50,000.00	-50,000.00		0.00		0.00		0.00	0.00	0.00
NET CHANGE IN FUND BALANCE	-753,223.77	-753,223.77		-423,922.06		-423,922.06		0.00	0.00	423,922.06



PERIOD ENDING 1/31/2024

	ACTUAL LAST YEAR			ACTUAL THIS YEAR				ENCUMBRANCE	BUDGET	UNENCUMBERED BALANCE
	CURRENT MONTH	YEAR TO DATE	%	CURRENT MONTH	%	YEAR TO DATE	%			
REVENUES										
4007 CHARGES FOR SERVICES	0.00	0.00	0	1,525.00	0	1,525.00	0	0.00	0.00	-1,525.00
TOTAL REVENUES	0.00	0.00	0	1,525.00	0	1,525.00	0	0.00	0.00	-1,525.00
EXPENDITURES										
5001 SALARIES AND WAGES	0.00	0.00	0	76,265.25	0	76,265.25	0	0.00	0.00	-76,265.25
5003 FRINGE BENEFITS	0.00	0.00	0	10,420.37	0	10,420.37	0	0.00	0.00	-10,420.37
5010 COMMODITIES	0.00	0.00	0	5,296.22	0	5,296.22	0	0.00	0.00	-5,296.22
5020 SERVICES	0.00	0.00	0	111,289.16	0	111,289.16	0	0.00	0.00	-111,289.16
TOTAL EXPENDITURES	0.00	0.00	0	203,271.00	0	203,271.00	0	0.00	0.00	-203,271.00
OTHER FINANCING SOURCES (USES)										
TOTAL OTHER FINANCING SOURCES (USES)	0.00	0.00		0.00		0.00		0.00	0.00	0.00
NET CHANGE IN FUND BALANCE	0.00	0.00		-201,746.00		-201,746.00		0.00	0.00	201,746.00



FUND DEPT 2110-110 : WORKFORCE DEVELOPMENT FND - WORKFORCE DEVELOPMENT

2/15/2024 9:48:08 AM

PERIOD ENDING 1/31/2024

	ACTUAL LAST YEAR			ACTUAL THIS YEAR				ENCUMBRANCE	BUDGET	UNENCUMBERED BALANCE
	CURRENT MONTH	YEAR TO DATE	%	CURRENT MONTH	%	YEAR TO DATE	%			
REVENUES										
TOTAL REVENUES	0.00	0.00	0	0.00	0	0.00	0	0.00	0.00	0.00
EXPENDITURES										
5001 SALARIES AND WAGES	32,780.24	32,780.24	6	36,026.22	42	36,026.22	42	0.00	86,250.00	50,223.78
5003 FRINGE BENEFITS	3,366.31	3,366.31	2	9,013.84	-5	9,013.84	-5	0.00	-164,500.00	-173,513.84
5010 COMMODITIES	1,072.63	1,072.63	1	1,611.78	21	1,611.78	21	0.00	7,500.00	5,888.22
5020 SERVICES	87,448.48	87,448.48	5	77,390.69	109	77,390.69	109	0.00	70,750.00	-6,640.69
TOTAL EXPENDITURES	124,667.66	124,667.66	4	124,042.53	0	124,042.53	0	0.00	0.00	-124,042.53
OTHER FINANCING SOURCES (USES)										
TOTAL OTHER FINANCING SOURCES (USES)	0.00	0.00		0.00		0.00		0.00	0.00	0.00
NET CHANGE IN FUND BALANCE	-124,667.66	-124,667.66		-124,042.53		-124,042.53		0.00	0.00	124,042.53



FUND DEPT 2120-060 : HWY IDOT REBUILD GRANT - HIGHWAY

2/15/2024 9:48:08 AM

PERIOD ENDING 1/31/2024

	ACTUAL LAST YEAR			ACTUAL THIS YEAR				ENCUMBRANCE	BUDGET	UNENCUMBERED BALANCE
	CURRENT MONTH	YEAR TO DATE	%	CURRENT MONTH	%	YEAR TO DATE	%			
REVENUES										
TOTAL REVENUES	0.00	0.00	0	0.00	0	0.00	0	0.00	0.00	0.00
EXPENDITURES										
TOTAL EXPENDITURES	0.00	0.00	0	0.00	0	0.00	0	0.00	0.00	0.00
NET CHANGE IN FUND BALANCE	0.00	0.00		0.00		0.00		0.00	0.00	0.00



FUND DEPT 2121-060 : TWP IDOT REBUILD GRANT - HIGHWAY

2/15/2024 9:48:08 AM

PERIOD ENDING 1/31/2024

	ACTUAL LAST YEAR			ACTUAL THIS YEAR				ENCUMBRANCE	BUDGET	UNENCUMBERED BALANCE
	CURRENT MONTH	YEAR TO DATE	%	CURRENT MONTH	%	YEAR TO DATE	%			
REVENUES										
TOTAL REVENUES	<i>0.00</i>	<i>0.00</i>	<i>0</i>	<i>0.00</i>	<i>0</i>	<i>0.00</i>	<i>0</i>	<i>0.00</i>	<i>0.00</i>	<i>0.00</i>
EXPENDITURES										
TOTAL EXPENDITURES	<i>0.00</i>	<i>0.00</i>	<i>0</i>	<i>0.00</i>	<i>0</i>	<i>0.00</i>	<i>0</i>	<i>0.00</i>	<i>0.00</i>	<i>0.00</i>
NET CHANGE IN FUND BALANCE	<i>0.00</i>	<i>0.00</i>		<i>0.00</i>		<i>0.00</i>		<i>0.00</i>	<i>0.00</i>	<i>0.00</i>




FUND DEPT 2188-044 : SOCIAL SECURITY FUND - NURSING HOME

2/15/2024 9:48:08 AM

PERIOD ENDING 1/31/2024

	ACTUAL LAST YEAR			ACTUAL THIS YEAR				ENCUMBRANCE	BUDGET	UNENCUMBERED BALANCE
	CURRENT MONTH	YEAR TO DATE	%	CURRENT MONTH	%	YEAR TO DATE	%			
EXPENDITURES										
<i>TOTAL EXPENDITURES</i>	<i>0.00</i>	<i>0.00</i>	<i>0</i>	<i>0.00</i>	<i>0</i>	<i>0.00</i>	<i>0</i>	<i>0.00</i>	<i>0.00</i>	<i>0.00</i>
OTHER FINANCING SOURCES (USES)										
<i>TOTAL OTHER FINANCING SOURCES (USES)</i>	<i>0.00</i>	<i>0.00</i>		<i>0.00</i>		<i>0.00</i>		<i>0.00</i>	<i>0.00</i>	<i>0.00</i>
NET CHANGE IN FUND BALANCE	0.00	0.00		0.00		0.00		0.00	0.00	0.00



FUND DEPT 2188-075 : SOCIAL SECURITY FUND - GENERAL COUNTY

2/15/2024 9:48:08 AM

PERIOD ENDING 1/31/2024

	ACTUAL LAST YEAR			ACTUAL THIS YEAR				ENCUMBRANCE	BUDGET	UNENCUMBERED BALANCE
	CURRENT MONTH	YEAR TO DATE	%	CURRENT MONTH	%	YEAR TO DATE	%			
REVENUES										
4008 INVESTMENT EARNINGS	2,133.73	2,133.73	237	-14,324.41	0	-14,324.41	0	0.00	0.00	14,324.41
4009 MISCELLANEOUS REVENUES	0.01	0.01	0	0.00	0	0.00	0	0.00	0.00	0.00
TOTAL REVENUES	2,133.74	2,133.74	0	-14,324.41	0	-14,324.41	0	0.00	0.00	14,324.41
EXPENDITURES										
5003 FRINGE BENEFITS	83,672.48	83,672.48	4	75,081.32	0	75,081.32	0	0.00	0.00	-75,081.32
TOTAL EXPENDITURES	83,672.48	83,672.48	4	75,081.32	0	75,081.32	0	0.00	0.00	-75,081.32
OTHER FINANCING SOURCES (USES)										
TOTAL OTHER FINANCING SOURCES (USES)	0.00	0.00		0.00		0.00		0.00	0.00	0.00
NET CHANGE IN FUND BALANCE	-81,538.74	-81,538.74		-89,405.73		-89,405.73		0.00	0.00	89,405.73



FUND DEPT 2474-474 : RPC USDA REVOLVING LOANS - RPC USDA REVOLVING LOANS

2/15/2024 9:48:08 AM

PERIOD ENDING 1/31/2024

	ACTUAL LAST YEAR			ACTUAL THIS YEAR				ENCUMBRANCE	BUDGET	UNENCUMBERED BALANCE
	CURRENT MONTH	YEAR TO DATE	%	CURRENT MONTH	%	YEAR TO DATE	%			
REVENUES										
4008 INVESTMENT EARNINGS	905.05	905.05	6	821.59	0	821.59	0	0.00	0.00	-821.59
TOTAL REVENUES	905.05	905.05	6	821.59	0	821.59	0	0.00	0.00	-821.59
EXPENDITURES										
TOTAL EXPENDITURES	0.00	0.00	0	0.00	0	0.00	0	0.00	0.00	0.00
OTHER FINANCING SOURCES (USES)										
TOTAL OTHER FINANCING SOURCES (USES)	0.00	0.00		0.00		0.00		0.00	0.00	0.00
NET CHANGE IN FUND BALANCE	905.05	905.05		821.59		821.59		0.00	0.00	-821.59



FUND DEPT 2475-475 : RPC ECON DEVELOPMNT LOANS - RPC ECON DEVELOPMNT LOANS

2/15/2024 9:48:08 AM

PERIOD ENDING 1/31/2024

	ACTUAL LAST YEAR			ACTUAL THIS YEAR				ENCUMBRANCE	BUDGET	UNENCUMBERED BALANCE
	CURRENT MONTH	YEAR TO DATE	%	CURRENT MONTH	%	YEAR TO DATE	%			
REVENUES										
4008 INVESTMENT EARNINGS	6,720.15	6,720.15	8	7,647.08	0	7,647.08	0	0.00	0.00	-7,647.08
TOTAL REVENUES	6,720.15	6,720.15	8	7,647.08	0	7,647.08	0	0.00	0.00	-7,647.08
EXPENDITURES										
TOTAL EXPENDITURES	0.00	0.00	0	0.00	0	0.00	0	0.00	0.00	0.00
OTHER FINANCING SOURCES (USES)										
TOTAL OTHER FINANCING SOURCES (USES)	0.00	0.00		0.00		0.00		0.00	0.00	0.00
NET CHANGE IN FUND BALANCE	6,720.15	6,720.15		7,647.08		7,647.08		0.00	0.00	-7,647.08



FUND DEPT 2609-026 : TAX INDEMNITY FUND - COUNTY TREASURER

2/15/2024 9:48:08 AM

PERIOD ENDING 1/31/2024

	ACTUAL LAST YEAR			ACTUAL THIS YEAR				ENCUMBRANCE	BUDGET	UNENCUMBERED BALANCE
	CURRENT MONTH	YEAR TO DATE	%	CURRENT MONTH	%	YEAR TO DATE	%			
REVENUES										
4008 INVESTMENT EARNINGS	0.00	0.00	0	-4,488.13	0	-4,488.13	0	0.00	0.00	4,488.13
TOTAL REVENUES	0.00	0.00	0	-4,488.13	0	-4,488.13	0	0.00	0.00	4,488.13
EXPENDITURES										
TOTAL EXPENDITURES	0.00	0.00	0	0.00	0	0.00	0	0.00	0.00	0.00
OTHER FINANCING SOURCES (USES)										
TOTAL OTHER FINANCING SOURCES (USES)	0.00	0.00		0.00		0.00		0.00	0.00	0.00
NET CHANGE IN FUND BALANCE	0.00	0.00		-4,488.13		-4,488.13		0.00	0.00	4,488.13



FUND DEPT 2610-026 : WORKING CASH FUND - COUNTY TREASURER

2/15/2024 9:48:08 AM

PERIOD ENDING 1/31/2024

	ACTUAL LAST YEAR			ACTUAL THIS YEAR				ENCUMBRANCE	BUDGET	UNENCUMBERED BALANCE
	CURRENT MONTH	YEAR TO DATE	%	CURRENT MONTH	%	YEAR TO DATE	%			
REVENUES										
4008 INVESTMENT EARNINGS	698.19	698.19	10	-3,618.50	0	-3,618.50	0	0.00	0.00	3,618.50
TOTAL REVENUES	698.19	698.19	10	-3,618.50	0	-3,618.50	0	0.00	0.00	3,618.50
OTHER FINANCING SOURCES (USES)										
TOTAL OTHER FINANCING SOURCES (USES)	0.00	0.00		0.00		0.00		0.00	0.00	0.00
NET CHANGE IN FUND BALANCE	698.19	698.19		-3,618.50		-3,618.50		0.00	0.00	3,618.50



FUND DEPT 2611-022 : COUNTY CLK SURCHARGE FUND - COUNTY CLERK

2/15/2024 9:48:08 AM

PERIOD ENDING 1/31/2024

	ACTUAL LAST YEAR			ACTUAL THIS YEAR				ENCUMBRANCE	BUDGET	UNENCUMBERED BALANCE
	CURRENT MONTH	YEAR TO DATE	%	CURRENT MONTH	%	YEAR TO DATE	%			
REVENUES										
TOTAL REVENUES	<i>0.00</i>	<i>0.00</i>	<i>0</i>	<i>0.00</i>	<i>0</i>	<i>0.00</i>	<i>0</i>	<i>0.00</i>	<i>0.00</i>	<i>0.00</i>
EXPENDITURES										
TOTAL EXPENDITURES	<i>0.00</i>	<i>0.00</i>	<i>0</i>	<i>0.00</i>	<i>0</i>	<i>0.00</i>	<i>0</i>	<i>0.00</i>	<i>0.00</i>	<i>0.00</i>
NET CHANGE IN FUND BALANCE	<i>0.00</i>	<i>0.00</i>		<i>0.00</i>		<i>0.00</i>		<i>0.00</i>	<i>0.00</i>	<i>0.00</i>



FUND DEPT 2612-040 : SHERIFF DRUG FORFEITURES - SHERIFF

2/15/2024 9:48:08 AM

PERIOD ENDING 1/31/2024

	ACTUAL LAST YEAR			ACTUAL THIS YEAR				ENCUMBRANCE	BUDGET	UNENCUMBERED BALANCE
	CURRENT MONTH	YEAR TO DATE	%	CURRENT MONTH	%	YEAR TO DATE	%			
REVENUES										
4005 FINES AND FORFEITURES	0.00	0.00	0	1,381.25	0	1,381.25	0	0.00	0.00	-1,381.25
4008 INVESTMENT EARNINGS	210.12	210.12	210	-1,178.91	0	-1,178.91	0	0.00	0.00	1,178.91
TOTAL REVENUES	210.12	210.12	2	202.34	0	202.34	0	0.00	0.00	-202.34
EXPENDITURES										
5010 COMMODITIES	1,036.74	1,036.74	15	0.00	0	0.00	0	0.00	0.00	0.00
5020 SERVICES	384.92	384.92	3	0.00	0	0.00	0	0.00	0.00	0.00
TOTAL EXPENDITURES	1,421.66	1,421.66	7	0.00	0	0.00	0	0.00	0.00	0.00
OTHER FINANCING SOURCES (USES)										
TOTAL OTHER FINANCING SOURCES (USES)	0.00	0.00		0.00		0.00		0.00	0.00	0.00
NET CHANGE IN FUND BALANCE	-1,211.54	-1,211.54		202.34		202.34		0.00	0.00	-202.34



FUND DEPT 2613-030 : COURT'S AUTOMATION FUND - CIRCUIT CLERK

2/15/2024 9:48:08 AM

PERIOD ENDING 1/31/2024

	ACTUAL LAST YEAR			ACTUAL THIS YEAR				ENCUMBRANCE	BUDGET	UNENCUMBERED BALANCE
	CURRENT MONTH	YEAR TO DATE	%	CURRENT MONTH	%	YEAR TO DATE	%			
REVENUES										
4008 INVESTMENT EARNINGS	231.75	231.75	0	-2,147.71	0	-2,147.71	0	0.00	0.00	2,147.71
TOTAL REVENUES	231.75	231.75	0	-2,147.71	0	-2,147.71	0	0.00	0.00	2,147.71
EXPENDITURES										
5020 SERVICES	94,268.66	94,268.66	33	105,791.24	0	105,791.24	0	0.00	0.00	-105,791.24
TOTAL EXPENDITURES	94,268.66	94,268.66	32	105,791.24	0	105,791.24	0	0.00	0.00	-105,791.24
OTHER FINANCING SOURCES (USES)										
TOTAL OTHER FINANCING SOURCES (USES)	0.00	0.00		0.00		0.00		0.00	0.00	0.00
NET CHANGE IN FUND BALANCE	-94,036.91	-94,036.91		-107,938.95		-107,938.95		0.00	0.00	107,938.95



FUND DEPT 2614-023 : RECORDER'S AUTOMATION FND - RECORDER

2/15/2024 9:48:08 AM

PERIOD ENDING 1/31/2024

	ACTUAL LAST YEAR			ACTUAL THIS YEAR				ENCUMBRANCE	BUDGET	UNENCUMBERED BALANCE
	CURRENT MONTH	YEAR TO DATE	%	CURRENT MONTH	%	YEAR TO DATE	%			
REVENUES										
4008 INVESTMENT EARNINGS	1,079.09	1,079.09	108	-6,490.59	0	-6,490.59	0	0.00	0.00	6,490.59
TOTAL REVENUES	1,079.09	1,079.09	1	-6,490.59	0	-6,490.59	0	0.00	0.00	6,490.59
EXPENDITURES										
5001 SALARIES AND WAGES	790.56	790.56	3	890.78	0	890.78	0	0.00	0.00	-890.78
5003 FRINGE BENEFITS	84.98	84.98	4	0.00	0	0.00	0	0.00	0.00	0.00
5020 SERVICES	147.03	147.03	0	69,660.00	0	69,660.00	0	0.00	0.00	-69,660.00
TOTAL EXPENDITURES	1,022.57	1,022.57	0	70,550.78	0	70,550.78	0	0.00	0.00	-70,550.78
NET CHANGE IN FUND BALANCE	56.52	56.52		-77,041.37		-77,041.37		0.00	0.00	77,041.37



FUND DEPT 2615-036 : PUBLIC DEFENDER AUTOMATN - PUBLIC DEFENDER

2/15/2024 9:48:08 AM

PERIOD ENDING 1/31/2024

	ACTUAL LAST YEAR			ACTUAL THIS YEAR				ENCUMBRANCE	BUDGET	UNENCUMBERED BALANCE
	CURRENT MONTH	YEAR TO DATE	%	CURRENT MONTH	%	YEAR TO DATE	%			
REVENUES										
TOTAL REVENUES	0.00	0.00	0	0.00	0	0.00	0	0.00	0.00	0.00
EXPENDITURES										
TOTAL EXPENDITURES	0.00	0.00	0	0.00	0	0.00	0	0.00	0.00	0.00
NET CHANGE IN FUND BALANCE	0.00	0.00		0.00		0.00		0.00	0.00	0.00




FUND DEPT 2617-030 : CHILD SUPPORT SERV FUND - CIRCUIT CLERK

2/15/2024 9:48:08 AM

PERIOD ENDING 1/31/2024

	ACTUAL LAST YEAR			ACTUAL THIS YEAR				ENCUMBRANCE	BUDGET	UNENCUMBERED BALANCE
	CURRENT MONTH	YEAR TO DATE	%	CURRENT MONTH	%	YEAR TO DATE	%			
REVENUES										
4008 INVESTMENT EARNINGS	86.02	86.02	0	-550.42	0	-550.42	0	0.00	0.00	550.42
TOTAL REVENUES	86.02	86.02	1	-550.42	0	-550.42	0	0.00	0.00	550.42
EXPENDITURES										
5020 SERVICES	2,500.00	2,500.00	25	0.00	0	0.00	0	0.00	0.00	0.00
TOTAL EXPENDITURES	2,500.00	2,500.00	25	0.00	0	0.00	0	0.00	0.00	0.00
OTHER FINANCING SOURCES (USES)										
TOTAL OTHER FINANCING SOURCES (USES)	0.00	0.00		0.00		0.00		0.00	0.00	0.00
NET CHANGE IN FUND BALANCE	-2,413.98	-2,413.98		-550.42		-550.42		0.00	0.00	550.42




FUND DEPT 2618-051 : PROBATION SERVICES FUND - JUVENILE DETENTION CENTER

2/15/2024 9:48:08 AM

PERIOD ENDING 1/31/2024

	ACTUAL LAST YEAR			ACTUAL THIS YEAR				ENCUMBRANCE	BUDGET	UNENCUMBERED BALANCE
	CURRENT MONTH	YEAR TO DATE	%	CURRENT MONTH	%	YEAR TO DATE	%			
REVENUES										
TOTAL REVENUES	0.00	0.00	0	0.00	0	0.00	0	0.00	0.00	0.00
EXPENDITURES										
TOTAL EXPENDITURES	0.00	0.00	0	0.00	0	0.00	0	0.00	0.00	0.00
OTHER FINANCING SOURCES (USES)										
TOTAL OTHER FINANCING SOURCES (USES)	0.00	0.00		0.00		0.00		0.00	0.00	0.00
NET CHANGE IN FUND BALANCE	0.00	0.00		0.00		0.00		0.00	0.00	0.00



FUND DEPT 2618-052 : PROBATION SERVICES FUND - COURT SERVICES -PROBATION

2/15/2024 9:48:08 AM

PERIOD ENDING 1/31/2024

	ACTUAL LAST YEAR			ACTUAL THIS YEAR				ENCUMBRANCE	BUDGET	UNENCUMBERED BALANCE
	CURRENT MONTH	YEAR TO DATE	%	CURRENT MONTH	%	YEAR TO DATE	%			
REVENUES										
4008 INVESTMENT EARNINGS	3,689.71	3,689.71	82	-20,174.16	0	-20,174.16	0	0.00	0.00	20,174.16
4009 MISCELLANEOUS REVENUES	25.00	25.00	5	0.00	0	0.00	0	0.00	0.00	0.00
TOTAL REVENUES	3,714.71	3,714.71	1	-20,174.16	0	-20,174.16	0	0.00	0.00	20,174.16
EXPENDITURES										
5010 COMMODITIES	0.00	0.00	0	3,268.97	0	3,268.97	0	0.00	0.00	-3,268.97
5020 SERVICES	2,444.72	2,444.72	1	5,781.06	0	5,781.06	0	0.00	0.00	-5,781.06
TOTAL EXPENDITURES	2,444.72	2,444.72	1	9,050.03	0	9,050.03	0	0.00	0.00	-9,050.03
OTHER FINANCING SOURCES (USES)										
TOTAL OTHER FINANCING SOURCES (USES)	0.00	0.00		0.00		0.00		0.00	0.00	0.00
NET CHANGE IN FUND BALANCE	1,269.99	1,269.99		-29,224.19		-29,224.19		0.00	0.00	29,224.19



FUND DEPT 2619-026 : TAX SALE AUTOMATION FUND - COUNTY TREASURER

2/15/2024 9:48:08 AM

PERIOD ENDING 1/31/2024

	ACTUAL LAST YEAR			ACTUAL THIS YEAR				ENCUMBRANCE	BUDGET	UNENCUMBERED BALANCE
	CURRENT MONTH	YEAR TO DATE	%	CURRENT MONTH	%	YEAR TO DATE	%			
REVENUES										
4007 CHARGES FOR SERVICES	5.00	5.00	0	0.00	0	0.00	0	0.00	0.00	0.00
4008 INVESTMENT EARNINGS	31.18	31.18	16	-258.04	0	-258.04	0	0.00	0.00	258.04
TOTAL REVENUES	36.18	36.18	0	-258.04	0	-258.04	0	0.00	0.00	258.04
EXPENDITURES										
TOTAL EXPENDITURES	0.00	0.00	0	0.00	0	0.00	0	0.00	0.00	0.00
NET CHANGE IN FUND BALANCE	36.18	36.18		-258.04		-258.04		0.00	0.00	258.04



FUND DEPT 2621-041 : STS ATTY DRUG FORFEITURES - STATES ATTORNEY

2/15/2024 9:48:08 AM

PERIOD ENDING 1/31/2024

	ACTUAL LAST YEAR			ACTUAL THIS YEAR				ENCUMBRANCE	BUDGET	UNENCUMBERED BALANCE
	CURRENT MONTH	YEAR TO DATE	%	CURRENT MONTH	%	YEAR TO DATE	%			
REVENUES										
4005 FINES AND FORFEITURES	3,079.94	3,079.94	13	0.00	0	0.00	0	0.00	0.00	0.00
4008 INVESTMENT EARNINGS	187.23	187.23	250	-674.25	0	-674.25	0	0.00	0.00	674.25
TOTAL REVENUES	3,267.17	3,267.17	14	-674.25	0	-674.25	0	0.00	0.00	674.25
EXPENDITURES										
5020 SERVICES	328.00	328.00	1	0.00	0	0.00	0	0.00	0.00	0.00
TOTAL EXPENDITURES	328.00	328.00	0	0.00	0	0.00	0	0.00	0.00	0.00
OTHER FINANCING SOURCES (USES)										
TOTAL OTHER FINANCING SOURCES (USES)	0.00	0.00		0.00		0.00		0.00	0.00	0.00
NET CHANGE IN FUND BALANCE	2,939.17	2,939.17		-674.25		-674.25		0.00	0.00	674.25



FUND DEPT 2627-026 : PROPERTY TAX INT FEE FUND - COUNTY TREASURER

2/15/2024 9:48:08 AM

PERIOD ENDING 1/31/2024

	ACTUAL LAST YEAR			ACTUAL THIS YEAR				ENCUMBRANCE	BUDGET	UNENCUMBERED BALANCE
	CURRENT MONTH	YEAR TO DATE	%	CURRENT MONTH	%	YEAR TO DATE	%			
REVENUES										
4008 INVESTMENT EARNINGS	91.82	91.82	5	-642.07	0	-642.07	0	0.00	0.00	642.07
TOTAL REVENUES	91.82	91.82	0	-642.07	0	-642.07	0	0.00	0.00	642.07
OTHER FINANCING SOURCES (USES)										
TOTAL OTHER FINANCING SOURCES (USES)	0.00	0.00		0.00		0.00		0.00	0.00	0.00
NET CHANGE IN FUND BALANCE	91.82	91.82		-642.07		-642.07		0.00	0.00	642.07



FUND DEPT 2628-022 : ELECTN ASSIST/ACCESSIBLTY - COUNTY CLERK

2/15/2024 9:48:08 AM

PERIOD ENDING 1/31/2024

	ACTUAL LAST YEAR			ACTUAL THIS YEAR				ENCUMBRANCE	BUDGET	UNENCUMBERED BALANCE
	CURRENT MONTH	YEAR TO DATE	%	CURRENT MONTH	%	YEAR TO DATE	%			
REVENUES										
TOTAL REVENUES	0.00	0.00	0	0.00	0	0.00	0	0.00	0.00	0.00
EXPENDITURES										
5001 SALARIES AND WAGES	2,034.50	2,034.50	3	498.00	0	498.00	0	0.00	0.00	-498.00
5003 FRINGE BENEFITS	161.94	161.94	2	0.00	0	0.00	0	0.00	0.00	0.00
5020 SERVICES	31,563.26	31,563.26	38	0.00	0	0.00	0	0.00	0.00	0.00
TOTAL EXPENDITURES	33,759.70	33,759.70	15	498.00	0	498.00	0	0.00	0.00	-498.00
OTHER FINANCING SOURCES (USES)										
TOTAL OTHER FINANCING SOURCES (USES)	0.00	0.00		0.00		0.00		0.00	0.00	0.00
NET CHANGE IN FUND BALANCE	-33,759.70	-33,759.70		-498.00		-498.00		0.00	0.00	498.00



FUND DEPT 2629-010 : COUNTY HISTORICAL FUND - COUNTY BOARD

2/15/2024 9:48:08 AM

PERIOD ENDING 1/31/2024

	ACTUAL LAST YEAR			ACTUAL THIS YEAR				ENCUMBRANCE	BUDGET	UNENCUMBERED BALANCE
	CURRENT MONTH	YEAR TO DATE	%	CURRENT MONTH	%	YEAR TO DATE	%			
REVENUES										
4008 INVESTMENT EARNINGS	16.48	16.48	55	-86.39	0	-86.39	0	0.00	0.00	86.39
TOTAL REVENUES	16.48	16.48	55	-86.39	0	-86.39	0	0.00	0.00	86.39
EXPENDITURES										
TOTAL EXPENDITURES	0.00	0.00	0	0.00	0	0.00	0	0.00	0.00	0.00
NET CHANGE IN FUND BALANCE	16.48	16.48		-86.39		-86.39		0.00	0.00	86.39



FUND DEPT 2630-030 : CIR CLK OPERATION & ADMIN - CIRCUIT CLERK

2/15/2024 9:48:08 AM

PERIOD ENDING 1/31/2024

	ACTUAL LAST YEAR			ACTUAL THIS YEAR				ENCUMBRANCE	BUDGET	UNENCUMBERED BALANCE
	CURRENT MONTH	YEAR TO DATE	%	CURRENT MONTH	%	YEAR TO DATE	%			
REVENUES										
4008 INVESTMENT EARNINGS	978.30	978.30	0	-3,541.85	0	-3,541.85	0	0.00	0.00	3,541.85
TOTAL REVENUES	978.30	978.30	0	-3,541.85	0	-3,541.85	0	0.00	0.00	3,541.85
EXPENDITURES										
5010 COMMODITIES	87.70	87.70	0	0.00	0	0.00	0	0.00	0.00	0.00
TOTAL EXPENDITURES	87.70	87.70	0	0.00	0	0.00	0	0.00	0.00	0.00
OTHER FINANCING SOURCES (USES)										
TOTAL OTHER FINANCING SOURCES (USES)	0.00	0.00		0.00		0.00		0.00	0.00	0.00
NET CHANGE IN FUND BALANCE	890.60	890.60		-3,541.85		-3,541.85		0.00	0.00	3,541.85



FUND DEPT 2632-030 : CIR CLK ELCTRNC CITATIONS - CIRCUIT CLERK

2/15/2024 9:48:08 AM

PERIOD ENDING 1/31/2024

	ACTUAL LAST YEAR			ACTUAL THIS YEAR				ENCUMBRANCE	BUDGET	UNENCUMBERED BALANCE
	CURRENT MONTH	YEAR TO DATE	%	CURRENT MONTH	%	YEAR TO DATE	%			
REVENUES										
4008 INVESTMENT EARNINGS	504.08	504.08	0	-3,287.26	0	-3,287.26	0	0.00	0.00	3,287.26
TOTAL REVENUES	504.08	504.08	1	-3,287.26	0	-3,287.26	0	0.00	0.00	3,287.26
EXPENDITURES										
TOTAL EXPENDITURES	0.00	0.00	0	0.00	0	0.00	0	0.00	0.00	0.00
NET CHANGE IN FUND BALANCE	504.08	504.08		-3,287.26		-3,287.26		0.00	0.00	3,287.26



FUND DEPT 2633-041 : STS ATTY RECORDS AUTOMATN - STATES ATTORNEY

2/15/2024 9:48:08 AM

PERIOD ENDING 1/31/2024

	ACTUAL LAST YEAR			ACTUAL THIS YEAR				ENCUMBRANCE	BUDGET	UNENCUMBERED BALANCE
	CURRENT MONTH	YEAR TO DATE	%	CURRENT MONTH	%	YEAR TO DATE	%			
REVENUES										
4008 INVESTMENT EARNINGS	14.22	14.22	95	-71.20	0	-71.20	0	0.00	0.00	71.20
TOTAL REVENUES	14.22	14.22	0	-71.20	0	-71.20	0	0.00	0.00	71.20
EXPENDITURES										
TOTAL EXPENDITURES	0.00	0.00	0	0.00	0	0.00	0	0.00	0.00	0.00
NET CHANGE IN FUND BALANCE	14.22	14.22		-71.20		-71.20		0.00	0.00	71.20



FUND DEPT 2634-036 : PUBLIC DEFENDER GRANT FUND - PUBLIC DEFENDER

2/15/2024 9:48:08 AM

PERIOD ENDING 1/31/2024

	ACTUAL LAST YEAR			ACTUAL THIS YEAR				ENCUMBRANCE	BUDGET	UNENCUMBERED BALANCE
	CURRENT MONTH	YEAR TO DATE	%	CURRENT MONTH	%	YEAR TO DATE	%			
REVENUES										
4004 INTERGOVERNMENTAL REVENUE	0.00	0.00	0	0.00	0	0.00	0	0.00	144,979.00	144,979.00
TOTAL REVENUES	0.00	0.00	0	0.00	0	0.00	0	0.00	144,979.00	144,979.00
EXPENDITURES										
5001 SALARIES AND WAGES	0.00	0.00	0	0.00	0	0.00	0	0.00	125,037.00	125,037.00
5020 SERVICES	0.00	0.00	0	0.00	0	0.00	0	0.00	19,942.00	19,942.00
TOTAL EXPENDITURES	0.00	0.00	0	0.00	0	0.00	0	0.00	144,979.00	144,979.00
NET CHANGE IN FUND BALANCE	0.00	0.00		0.00		0.00		0.00	0.00	0.00



FUND DEPT 2635-040 : CANNABIS REGULATION FUND - SHERIFF

2/15/2024 9:48:08 AM

PERIOD ENDING 1/31/2024

	ACTUAL LAST YEAR			ACTUAL THIS YEAR				ENCUMBRANCE	BUDGET	UNENCUMBERED BALANCE
	CURRENT MONTH	YEAR TO DATE	%	CURRENT MONTH	%	YEAR TO DATE	%			
REVENUES										
4008 INVESTMENT EARNINGS	184.32	184.32	184	-1,298.90	0	-1,298.90	0	0.00	0.00	1,298.90
TOTAL REVENUES	184.32	184.32	0	-1,298.90	0	-1,298.90	0	0.00	0.00	1,298.90
EXPENDITURES										
TOTAL EXPENDITURES	0.00	0.00	0	0.00	0	0.00	0	0.00	0.00	0.00
NET CHANGE IN FUND BALANCE	184.32	184.32		-1,298.90		-1,298.90		0.00	0.00	1,298.90



FUND DEPT 2638-042 : CORONER STATUTORY FEES - CORONER

2/15/2024 9:48:08 AM

PERIOD ENDING 1/31/2024

	ACTUAL LAST YEAR			ACTUAL THIS YEAR				ENCUMBRANCE	BUDGET	UNENCUMBERED BALANCE
	CURRENT MONTH	YEAR TO DATE	%	CURRENT MONTH	%	YEAR TO DATE	%			
REVENUES										
4007 CHARGES FOR SERVICES	175.00	175.00	0	0.00	0	0.00	0	0.00	0.00	0.00
TOTAL REVENUES	175.00	175.00	0	0.00	0	0.00	0	0.00	0.00	0.00
EXPENDITURES										
5010 COMMODITIES	187.23	187.23	1	78.51	-10	78.51	-10	0.00	-750.00	-828.51
5020 SERVICES	1,419.16	1,419.16	10	1,480.59	197	1,480.59	197	0.00	750.00	-730.59
TOTAL EXPENDITURES	1,606.39	1,606.39	2	1,559.10	0	1,559.10	0	0.00	0.00	-1,559.10
NET CHANGE IN FUND BALANCE	-1,431.39	-1,431.39		-1,559.10		-1,559.10		0.00	0.00	1,559.10



FUND DEPT 2638-140 : CORONER STATUTORY FEES - CORRECTIONAL CENTER

2/15/2024 9:48:08 AM

PERIOD ENDING 1/31/2024

	ACTUAL LAST YEAR			ACTUAL THIS YEAR				ENCUMBRANCE	BUDGET	UNENCUMBERED BALANCE
	CURRENT MONTH	YEAR TO DATE	%	CURRENT MONTH	%	YEAR TO DATE	%			
EXPENDITURES										
TOTAL EXPENDITURES	0.00	0.00	0	0.00	0	0.00	0	0.00	0.00	0.00
NET CHANGE IN FUND BALANCE	0.00	0.00		0.00		0.00		0.00	0.00	0.00



FUND DEPT 2658-140 : JAIL COMMISSARY - CORRECTIONAL CENTER

2/15/2024 9:48:08 AM

PERIOD ENDING 1/31/2024

	ACTUAL LAST YEAR			ACTUAL THIS YEAR				ENCUMBRANCE	BUDGET	UNENCUMBERED BALANCE
	CURRENT MONTH	YEAR TO DATE	%	CURRENT MONTH	%	YEAR TO DATE	%			
REVENUES										
4008 INVESTMENT EARNINGS	1,168.39	1,168.39	90	-6,672.25	0	-6,672.25	0	0.00	0.00	6,672.25
TOTAL REVENUES	1,168.39	1,168.39	1	-6,672.25	0	-6,672.25	0	0.00	0.00	6,672.25
EXPENDITURES										
5010 COMMODITIES	503.00	503.00	5	178.85	-81	178.85	-81	0.00	-220.00	-398.85
5020 SERVICES	82.68	82.68	0	449.62	204	449.62	204	0.00	220.00	-229.62
TOTAL EXPENDITURES	585.68	585.68	1	628.47	0	628.47	0	0.00	0.00	-628.47
NET CHANGE IN FUND BALANCE	582.71	582.71		-7,300.72		-7,300.72		0.00	0.00	7,300.72



FUND DEPT 2659-140 : COUNTY JAIL MEDICAL COSTS - CORRECTIONAL CENTER

2/15/2024 9:48:08 AM

PERIOD ENDING 1/31/2024

	ACTUAL LAST YEAR			ACTUAL THIS YEAR				ENCUMBRANCE	BUDGET	UNENCUMBERED BALANCE
	CURRENT MONTH	YEAR TO DATE	%	CURRENT MONTH	%	YEAR TO DATE	%			
REVENUES										
4008 INVESTMENT EARNINGS	18.99	18.99	190	-82.52	0	-82.52	0	0.00	0.00	82.52
TOTAL REVENUES	18.99	18.99	0	-82.52	0	-82.52	0	0.00	0.00	82.52
OTHER FINANCING SOURCES (USES)										
TOTAL OTHER FINANCING SOURCES (USES)	0.00	0.00		0.00		0.00		0.00	0.00	0.00
NET CHANGE IN FUND BALANCE	18.99	18.99		-82.52		-82.52		0.00	0.00	82.52



FUND DEPT 2670-022 : COUNTY CLK AUTOMATION FND - COUNTY CLERK

2/15/2024 9:48:08 AM

PERIOD ENDING 1/31/2024

	ACTUAL LAST YEAR			ACTUAL THIS YEAR				ENCUMBRANCE	BUDGET	UNENCUMBERED BALANCE
	CURRENT MONTH	YEAR TO DATE	%	CURRENT MONTH	%	YEAR TO DATE	%			
REVENUES										
4008 INVESTMENT EARNINGS	71.93	71.93	36	-412.13	0	-412.13	0	0.00	0.00	412.13
TOTAL REVENUES	71.93	71.93	0	-412.13	0	-412.13	0	0.00	0.00	412.13
EXPENDITURES										
TOTAL EXPENDITURES	0.00	0.00	0	0.00	0	0.00	0	0.00	0.00	0.00
NET CHANGE IN FUND BALANCE	71.93	71.93		-412.13		-412.13		0.00	0.00	412.13



FUND DEPT 2671-030 : COURT DOCUMENT STORAGE FD - CIRCUIT CLERK

2/15/2024 9:48:08 AM

PERIOD ENDING 1/31/2024

	ACTUAL LAST YEAR			ACTUAL THIS YEAR				ENCUMBRANCE	BUDGET	UNENCUMBERED BALANCE
	CURRENT MONTH	YEAR TO DATE	%	CURRENT MONTH	%	YEAR TO DATE	%			
REVENUES										
4008 INVESTMENT EARNINGS	223.12	223.12	0	-2,123.84	0	-2,123.84	0	0.00	0.00	2,123.84
TOTAL REVENUES	223.12	223.12	0	-2,123.84	0	-2,123.84	0	0.00	0.00	2,123.84
EXPENDITURES										
5001 SALARIES AND WAGES	3,593.59	3,593.59	4	533.80	0	533.80	0	0.00	0.00	-533.80
5003 FRINGE BENEFITS	385.77	385.77	1	0.00	0	0.00	0	0.00	0.00	0.00
5010 COMMODITIES	441.95	441.95	1	0.00	0	0.00	0	0.00	0.00	0.00
5020 SERVICES	6,725.00	6,725.00	13	0.00	0	0.00	0	0.00	0.00	0.00
TOTAL EXPENDITURES	11,146.31	11,146.31	5	533.80	0	533.80	0	0.00	0.00	-533.80
OTHER FINANCING SOURCES (USES)										
TOTAL OTHER FINANCING SOURCES (USES)	0.00	0.00		0.00		0.00		0.00	0.00	0.00
NET CHANGE IN FUND BALANCE	-10,923.19	-10,923.19		-2,657.64		-2,657.64		0.00	0.00	2,657.64



FUND DEPT 2675-041 : VICTIM ADVOCACY GRT-ICJIA - STATES ATTORNEY

2/15/2024 9:48:08 AM

PERIOD ENDING 1/31/2024

	ACTUAL LAST YEAR			ACTUAL THIS YEAR				ENCUMBRANCE	BUDGET	UNENCUMBERED BALANCE
	CURRENT MONTH	YEAR TO DATE	%	CURRENT MONTH	%	YEAR TO DATE	%			
REVENUES										
TOTAL REVENUES	0.00	0.00	0	0.00	0	0.00	0	0.00	0.00	0.00
EXPENDITURES										
TOTAL EXPENDITURES	0.00	0.00	0	0.00	0	0.00	0	0.00	0.00	0.00
OTHER FINANCING SOURCES (USES)										
TOTAL OTHER FINANCING SOURCES (USES)	0.00	0.00		0.00		0.00		0.00	0.00	0.00
NET CHANGE IN FUND BALANCE	0.00	0.00		0.00		0.00		0.00	0.00	0.00



FUND DEPT 2676-011 : SOLID WASTE MANAGEMENT - SOLID WASTE MGMT

2/15/2024 9:48:08 AM

PERIOD ENDING 1/31/2024

	ACTUAL LAST YEAR			ACTUAL THIS YEAR				ENCUMBRANCE	BUDGET	UNENCUMBERED BALANCE
	CURRENT MONTH	YEAR TO DATE	%	CURRENT MONTH	%	YEAR TO DATE	%			
REVENUES										
4008 INVESTMENT EARNINGS	31.68	31.68	0	-184.02	0	-184.02	0	0.00	0.00	184.02
TOTAL REVENUES	31.68	31.68	0	-184.02	0	-184.02	0	0.00	0.00	184.02
EXPENDITURES										
TOTAL EXPENDITURES	0.00	0.00	0	0.00	0	0.00	0	0.00	0.00	0.00
NET CHANGE IN FUND BALANCE	31.68	31.68		-184.02		-184.02		0.00	0.00	184.02



FUND DEPT 2679-179 : CHILD ADVOCACY CENTER - CHILD ADVOCACY CENTER

2/15/2024 9:48:08 AM

PERIOD ENDING 1/31/2024

	ACTUAL LAST YEAR			ACTUAL THIS YEAR				ENCUMBRANCE	BUDGET	UNENCUMBERED BALANCE
	CURRENT MONTH	YEAR TO DATE	%	CURRENT MONTH	%	YEAR TO DATE	%			
REVENUES										
4004 INTERGOVERNMENTAL REVENUE	9,404.00	9,404.00	3	17,437.58	0	17,437.58	0	0.00	0.00	-17,437.58
4008 INVESTMENT EARNINGS	0.00	0.00	0	-666.27	0	-666.27	0	0.00	0.00	666.27
4009 MISCELLANEOUS REVENUES	5,549.12	5,549.12	77	0.00	0	0.00	0	0.00	0.00	0.00
TOTAL REVENUES	14,953.12	14,953.12	4	16,771.31	0	16,771.31	0	0.00	0.00	-16,771.31
EXPENDITURES										
5001 SALARIES AND WAGES	9,880.05	9,880.05	6	10,336.02	0	10,336.02	0	0.00	0.00	-10,336.02
5003 FRINGE BENEFITS	954.19	954.19	2	2,665.55	0	2,665.55	0	0.00	0.00	-2,665.55
5020 SERVICES	2,929.08	2,929.08	3	2,781.31	0	2,781.31	0	0.00	0.00	-2,781.31
TOTAL EXPENDITURES	13,763.32	13,763.32	4	15,782.88	0	15,782.88	0	0.00	0.00	-15,782.88
NET CHANGE IN FUND BALANCE	1,189.80	1,189.80		988.43		988.43		0.00	0.00	-988.43



FUND DEPT 2685-031 : SPECIALTY COURTS FUND - CIRCUIT COURT

2/15/2024 9:48:08 AM

PERIOD ENDING 1/31/2024

	ACTUAL LAST YEAR			ACTUAL THIS YEAR				ENCUMBRANCE	BUDGET	UNENCUMBERED BALANCE
	CURRENT MONTH	YEAR TO DATE	%	CURRENT MONTH	%	YEAR TO DATE	%			
REVENUES										
4008 INVESTMENT EARNINGS	246.59	246.59	247	-1,264.47	0	-1,264.47	0	0.00	0.00	1,264.47
TOTAL REVENUES	246.59	246.59	0	-1,264.47	0	-1,264.47	0	0.00	0.00	1,264.47
EXPENDITURES										
5001 SALARIES AND WAGES	2,835.00	2,835.00	5	2,778.35	0	2,778.35	0	0.00	0.00	-2,778.35
5003 FRINGE BENEFITS	304.23	304.23	2	0.00	0	0.00	0	0.00	0.00	0.00
5020 SERVICES	96.40	96.40	1	96.62	0	96.62	0	0.00	0.00	-96.62
TOTAL EXPENDITURES	3,235.63	3,235.63	4	2,874.97	0	2,874.97	0	0.00	0.00	-2,874.97
OTHER FINANCING SOURCES (USES)										
TOTAL OTHER FINANCING SOURCES (USES)	0.00	0.00		0.00		0.00		0.00	0.00	0.00
NET CHANGE IN FUND BALANCE	-2,989.04	-2,989.04		-4,139.44		-4,139.44		0.00	0.00	4,139.44



FUND DEPT 2685-140 : SPECIALTY COURTS FUND - CORRECTIONAL CENTER

2/15/2024 9:48:08 AM

PERIOD ENDING 1/31/2024

	ACTUAL LAST YEAR			ACTUAL THIS YEAR				ENCUMBRANCE	BUDGET	UNENCUMBERED BALANCE
	CURRENT MONTH	YEAR TO DATE	%	CURRENT MONTH	%	YEAR TO DATE	%			
REVENUES										
TOTAL REVENUES	0.00	0.00	0	0.00	0	0.00	0	0.00	0.00	0.00
NET CHANGE IN FUND BALANCE	0.00	0.00		0.00		0.00		0.00	0.00	0.00



FUND DEPT 2840-016 : ARPA - ADMINISTRATIVE SERVICES

2/15/2024 9:48:08 AM

PERIOD ENDING 1/31/2024

	ACTUAL LAST YEAR			ACTUAL THIS YEAR				ENCUMBRANCE	BUDGET	UNENCUMBERED BALANCE
	CURRENT MONTH	YEAR TO DATE	%	CURRENT MONTH	%	YEAR TO DATE	%			
REVENUES										
4008 INVESTMENT EARNINGS	2,153.25	2,153.25	2	4,666.54	0	4,666.54	0	0.00	0.00	-4,666.54
TOTAL REVENUES	2,153.25	2,153.25	2	4,666.54	0	4,666.54	0	0.00	0.00	-4,666.54
EXPENDITURES										
TOTAL EXPENDITURES	0.00	0.00	0	0.00	0	0.00	0	0.00	0.00	0.00
OTHER FINANCING SOURCES (USES)										
TOTAL OTHER FINANCING SOURCES (USES)	0.00	0.00		0.00		0.00		0.00	0.00	0.00
NET CHANGE IN FUND BALANCE	2,153.25	2,153.25		4,666.54		4,666.54		0.00	0.00	-4,666.54



FUND DEPT 2840-043 : ARPA - EMERGENCY MGMT AGCY (EMA)

2/15/2024 9:48:08 AM

PERIOD ENDING 1/31/2024

	ACTUAL LAST YEAR			ACTUAL THIS YEAR				ENCUMBRANCE	BUDGET	UNENCUMBERED BALANCE
	CURRENT MONTH	YEAR TO DATE	%	CURRENT MONTH	%	YEAR TO DATE	%			
REVENUES										
TOTAL REVENUES	<i>0.00</i>	<i>0.00</i>	<i>0</i>	<i>0.00</i>	<i>0</i>	<i>0.00</i>	<i>0</i>	<i>0.00</i>	<i>0.00</i>	<i>0.00</i>
EXPENDITURES										
TOTAL EXPENDITURES	<i>0.00</i>	<i>0.00</i>	<i>0</i>	<i>0.00</i>	<i>0</i>	<i>0.00</i>	<i>0</i>	<i>0.00</i>	<i>0.00</i>	<i>0.00</i>
NET CHANGE IN FUND BALANCE	<i>0.00</i>	<i>0.00</i>		<i>0.00</i>		<i>0.00</i>		<i>0.00</i>	<i>0.00</i>	<i>0.00</i>




FUND DEPT 2840-075 : ARPA - GENERAL COUNTY

2/15/2024 9:48:08 AM

PERIOD ENDING 1/31/2024

	ACTUAL LAST YEAR			ACTUAL THIS YEAR				ENCUMBRANCE	BUDGET	UNENCUMBERED BALANCE
	CURRENT MONTH	YEAR TO DATE	%	CURRENT MONTH	%	YEAR TO DATE	%			
EXPENDITURES										
5001 SALARIES AND WAGES	0.00	0.00	0	1,159.95	0	1,159.95	0	0.00	0.00	-1,159.95
5010 COMMODITIES	190.91	190.91	374	0.00	0	0.00	0	0.00	0.00	0.00
5020 SERVICES	18,865.50	18,865.50	0	271,654.46	0	271,654.46	0	0.00	0.00	-271,654.46
8000 CAPITAL OUTLAY	507,531.00	507,531.00	6	0.00	0	0.00	0	0.00	0.00	0.00
TOTAL EXPENDITURES	526,587.41	526,587.41	3	272,814.41	0	272,814.41	0	0.00	0.00	-272,814.41
OTHER FINANCING SOURCES (USES)										
TOTAL OTHER FINANCING SOURCES (USES)	0.00	0.00		0.00		0.00		0.00	0.00	0.00
NET CHANGE IN FUND BALANCE	-526,587.41	-526,587.41		-272,814.41		-272,814.41		0.00	0.00	272,814.41



FUND DEPT 2932-932 : INDOOR CLIMATE RESOURCES AGENCY - INDOOR CLIMATE RESOURCES AGENCY

2/15/2024 9:48:08 AM

PERIOD ENDING 1/31/2024

	ACTUAL LAST YEAR			ACTUAL THIS YEAR				ENCUMBRANCE	BUDGET	UNENCUMBERED BALANCE
	CURRENT MONTH	YEAR TO DATE	%	CURRENT MONTH	%	YEAR TO DATE	%			
REVENUES										
TOTAL REVENUES	0.00	0.00	0	0.00	0	0.00	0	0.00	0.00	0.00
EXPENDITURES										
TOTAL EXPENDITURES	0.00	0.00	0	0.00	0	0.00	0	0.00	0.00	0.00
NET CHANGE IN FUND BALANCE	0.00	0.00		0.00		0.00		0.00	0.00	0.00



FUND DEPT 3105-010 : CAPITAL ASSET REPLCMT FND - COUNTY BOARD

2/15/2024 9:48:08 AM

PERIOD ENDING 1/31/2024

	ACTUAL LAST YEAR			ACTUAL THIS YEAR				ENCUMBRANCE	BUDGET	UNENCUMBERED BALANCE
	CURRENT MONTH	YEAR TO DATE	%	CURRENT MONTH	%	YEAR TO DATE	%			
REVENUES										
4008 INVESTMENT EARNINGS	29,583.38	29,583.38	99	-108,787.45	0	-108,787.45	0	0.00	0.00	108,787.45
TOTAL REVENUES	29,583.38	29,583.38	99	-108,787.45	0	-108,787.45	0	0.00	0.00	108,787.45
EXPENDITURES										
5020 SERVICES	0.00	0.00	0	16,342.50	0	16,342.50	0	0.00	0.00	-16,342.50
TOTAL EXPENDITURES	0.00	0.00	0	16,342.50	0	16,342.50	0	0.00	0.00	-16,342.50
OTHER FINANCING SOURCES (USES)										
TOTAL OTHER FINANCING SOURCES (USES)	0.00	0.00		0.00		0.00		0.00	0.00	0.00
NET CHANGE IN FUND BALANCE	29,583.38	29,583.38		-125,129.95		-125,129.95		0.00	0.00	125,129.95



PERIOD ENDING 1/31/2024

	ACTUAL LAST YEAR			ACTUAL THIS YEAR				ENCUMBRANCE	BUDGET	UNENCUMBERED BALANCE
	CURRENT MONTH	YEAR TO DATE	%	CURRENT MONTH	%	YEAR TO DATE	%			
REVENUES										
<i>TOTAL REVENUES</i>	0.00	0.00	0	0.00	0	0.00	0	0.00	0.00	0.00
EXPENDITURES										
<i>TOTAL EXPENDITURES</i>	0.00	0.00	0	0.00	0	0.00	0	0.00	0.00	0.00
OTHER FINANCING SOURCES (USES)										
<i>TOTAL OTHER FINANCING SOURCES (USES)</i>	0.00	0.00		0.00		0.00		0.00	0.00	0.00
NET CHANGE IN FUND BALANCE	0.00	0.00		0.00		0.00		0.00	0.00	0.00



FUND DEPT 3105-020 : CAPITAL ASSET REPLCMT FND - AUDITOR

2/15/2024 9:48:08 AM

PERIOD ENDING 1/31/2024

	ACTUAL LAST YEAR			ACTUAL THIS YEAR				ENCUMBRANCE	BUDGET	UNENCUMBERED BALANCE
	CURRENT MONTH	YEAR TO DATE	%	CURRENT MONTH	%	YEAR TO DATE	%			
EXPENDITURES										
TOTAL EXPENDITURES	0.00	0.00	0	0.00	0	0.00	0	0.00	0.00	0.00
OTHER FINANCING SOURCES (USES)										
TOTAL OTHER FINANCING SOURCES (USES)	0.00	0.00		0.00		0.00		0.00	0.00	0.00
NET CHANGE IN FUND BALANCE	0.00	0.00		0.00		0.00		0.00	0.00	0.00



FUND DEPT 3105-021 : CAPITAL ASSET REPLCMT FND - BOARD OF REVIEW

2/15/2024 9:48:08 AM

PERIOD ENDING 1/31/2024

	ACTUAL LAST YEAR			ACTUAL THIS YEAR				ENCUMBRANCE	BUDGET	UNENCUMBERED BALANCE
	CURRENT MONTH	YEAR TO DATE	%	CURRENT MONTH	%	YEAR TO DATE	%			
EXPENDITURES										
TOTAL EXPENDITURES	<i>0.00</i>	<i>0.00</i>	<i>0</i>	<i>0.00</i>	<i>0</i>	<i>0.00</i>	<i>0</i>	<i>0.00</i>	<i>0.00</i>	<i>0.00</i>
OTHER FINANCING SOURCES (USES)										
TOTAL OTHER FINANCING SOURCES (USES)	<i>0.00</i>	<i>0.00</i>		<i>0.00</i>		<i>0.00</i>		<i>0.00</i>	<i>0.00</i>	<i>0.00</i>
NET CHANGE IN FUND BALANCE	0.00	0.00		0.00		0.00		0.00	0.00	0.00



PERIOD ENDING 1/31/2024

	ACTUAL LAST YEAR			ACTUAL THIS YEAR				ENCUMBRANCE	BUDGET	UNENCUMBERED BALANCE
	CURRENT MONTH	YEAR TO DATE	%	CURRENT MONTH	%	YEAR TO DATE	%			
EXPENDITURES										
<i>TOTAL EXPENDITURES</i>	<i>0.00</i>	<i>0.00</i>	<i>0</i>	<i>0.00</i>	<i>0</i>	<i>0.00</i>	<i>0</i>	<i>0.00</i>	<i>0.00</i>	<i>0.00</i>
OTHER FINANCING SOURCES (USES)										
<i>TOTAL OTHER FINANCING SOURCES (USES)</i>	<i>0.00</i>	<i>0.00</i>		<i>0.00</i>		<i>0.00</i>		<i>0.00</i>	<i>0.00</i>	<i>0.00</i>
NET CHANGE IN FUND BALANCE	0.00	0.00		0.00		0.00		0.00	0.00	0.00




PERIOD ENDING 1/31/2024

	ACTUAL LAST YEAR			ACTUAL THIS YEAR				ENCUMBRANCE	BUDGET	UNENCUMBERED BALANCE
	CURRENT MONTH	YEAR TO DATE	%	CURRENT MONTH	%	YEAR TO DATE	%			
EXPENDITURES										
5010 COMMODITIES	0.00	0.00	0	0.00	0	0.00	0	0.00	-50.00	-50.00
5020 SERVICES	5,852.21	5,852.21	98	22,604.17	45208	22,604.17	45208	0.00	50.00	-22,554.17
TOTAL EXPENDITURES	5,852.21	5,852.21	42	22,604.17	0	22,604.17	0	0.00	0.00	-22,604.17
OTHER FINANCING SOURCES (USES)										
TOTAL OTHER FINANCING SOURCES (USES)	0.00	0.00		0.00		0.00		0.00	0.00	0.00
NET CHANGE IN FUND BALANCE	-5,852.21	-5,852.21		-22,604.17		-22,604.17		0.00	0.00	22,604.17



PERIOD ENDING 1/31/2024

	ACTUAL LAST YEAR			ACTUAL THIS YEAR				ENCUMBRANCE	BUDGET	UNENCUMBERED BALANCE
	CURRENT MONTH	YEAR TO DATE	%	CURRENT MONTH	%	YEAR TO DATE	%			
EXPENDITURES										
TOTAL EXPENDITURES	0.00	0.00	0	0.00	0	0.00	0	0.00	0.00	0.00
OTHER FINANCING SOURCES (USES)										
TOTAL OTHER FINANCING SOURCES (USES)	0.00	0.00		0.00		0.00		0.00	0.00	0.00
NET CHANGE IN FUND BALANCE	0.00	0.00		0.00		0.00		0.00	0.00	0.00



FUND DEPT 3105-028 : CAPITAL ASSET REPLCMT FND - INFORMATION TECHNOLOGY (IT)

2/15/2024 9:48:08 AM

PERIOD ENDING 1/31/2024

	ACTUAL LAST YEAR			ACTUAL THIS YEAR				ENCUMBRANCE	BUDGET	UNENCUMBERED BALANCE
	CURRENT MONTH	YEAR TO DATE	%	CURRENT MONTH	%	YEAR TO DATE	%			
REVENUES										
4009 MISCELLANEOUS REVENUES	35,205.31	35,205.31	0	0.00	0	0.00	0	0.00	0.00	0.00
TOTAL REVENUES	35,205.31	35,205.31	0	0.00	0	0.00	0	0.00	0.00	0.00
EXPENDITURES										
5020 SERVICES	179,496.79	179,496.79	21	124,594.66	254 5	124,594.66	254 5	94,534.20	4,896.00	-214,232.86
8000 CAPITAL OUTLAY	0.00	0.00	0	0.00	0	0.00	0	40,103.96	-4,896.00	-44,999.96
TOTAL EXPENDITURES	179,496.79	179,496.79	10	124,594.66	0	124,594.66	0	134,638.16	0.00	-259,232.82
OTHER FINANCING SOURCES (USES)										
TOTAL OTHER FINANCING SOURCES (USES)	0.00	0.00		0.00		0.00		0.00	0.00	0.00
NET CHANGE IN FUND BALANCE	-144,291.48	-144,291.48		-124,594.66		-124,594.66		-134,638.16	0.00	259,232.82



FUND DEPT 3105-036 : CAPITAL ASSET REPLCMT FND - PUBLIC DEFENDER

2/15/2024 9:48:08 AM

PERIOD ENDING 1/31/2024

	ACTUAL LAST YEAR			ACTUAL THIS YEAR				ENCUMBRANCE	BUDGET	UNENCUMBERED BALANCE
	CURRENT MONTH	YEAR TO DATE	%	CURRENT MONTH	%	YEAR TO DATE	%			
EXPENDITURES										
8000 CAPITAL OUTLAY	0.00	0.00	0	27,193.00	0	27,193.00	0	0.00	0.00	-27,193.00
TOTAL EXPENDITURES	0.00	0.00	0	27,193.00	0	27,193.00	0	0.00	0.00	-27,193.00
OTHER FINANCING SOURCES (USES)										
TOTAL OTHER FINANCING SOURCES (USES)	0.00	0.00		0.00		0.00		0.00	0.00	0.00
NET CHANGE IN FUND BALANCE	0.00	0.00		-27,193.00		-27,193.00		0.00	0.00	27,193.00



FUND DEPT 3105-040 : CAPITAL ASSET REPLCMT FND - SHERIFF

2/15/2024 9:48:08 AM

PERIOD ENDING 1/31/2024

	ACTUAL LAST YEAR			ACTUAL THIS YEAR				ENCUMBRANCE	BUDGET	UNENCUMBERED BALANCE
	CURRENT MONTH	YEAR TO DATE	%	CURRENT MONTH	%	YEAR TO DATE	%			
EXPENDITURES										
5020 SERVICES	8,520.00	8,520.00	25	8,775.60	0	8,775.60	0	0.00	0.00	-8,775.60
TOTAL EXPENDITURES	8,520.00	8,520.00	14	8,775.60	0	8,775.60	0	0.00	0.00	-8,775.60
OTHER FINANCING SOURCES (USES)										
TOTAL OTHER FINANCING SOURCES (USES)	0.00	0.00		0.00		0.00		0.00	0.00	0.00
NET CHANGE IN FUND BALANCE	-8,520.00	-8,520.00		-8,775.60		-8,775.60		0.00	0.00	8,775.60



PERIOD ENDING 1/31/2024

	ACTUAL LAST YEAR			ACTUAL THIS YEAR				ENCUMBRANCE	BUDGET	UNENCUMBERED BALANCE
	CURRENT MONTH	YEAR TO DATE	%	CURRENT MONTH	%	YEAR TO DATE	%			
EXPENDITURES										
TOTAL EXPENDITURES	0.00	0.00	0	0.00	0	0.00	0	0.00	0.00	0.00
OTHER FINANCING SOURCES (USES)										
TOTAL OTHER FINANCING SOURCES (USES)	0.00	0.00		0.00		0.00		0.00	0.00	0.00
NET CHANGE IN FUND BALANCE	0.00	0.00		0.00		0.00		0.00	0.00	0.00




FUND DEPT 3105-042 : CAPITAL ASSET REPLCMT FND - CORONER

2/15/2024 9:48:08 AM

PERIOD ENDING 1/31/2024

	ACTUAL LAST YEAR			ACTUAL THIS YEAR				ENCUMBRANCE	BUDGET	UNENCUMBERED BALANCE
	CURRENT MONTH	YEAR TO DATE	%	CURRENT MONTH	%	YEAR TO DATE	%			
EXPENDITURES										
TOTAL EXPENDITURES	0.00	0.00	0	0.00	0	0.00	0	0.00	0.00	0.00
OTHER FINANCING SOURCES (USES)										
TOTAL OTHER FINANCING SOURCES (USES)	0.00	0.00		0.00		0.00		0.00	0.00	0.00
NET CHANGE IN FUND BALANCE	0.00	0.00		0.00		0.00		0.00	0.00	0.00



PERIOD ENDING 1/31/2024

	ACTUAL LAST YEAR			ACTUAL THIS YEAR				ENCUMBRANCE	BUDGET	UNENCUMBERED BALANCE
	CURRENT MONTH	YEAR TO DATE	%	CURRENT MONTH	%	YEAR TO DATE	%			
EXPENDITURES										
<i>TOTAL EXPENDITURES</i>	<i>0.00</i>	<i>0.00</i>	<i>0</i>	<i>0.00</i>	<i>0</i>	<i>0.00</i>	<i>0</i>	<i>0.00</i>	<i>0.00</i>	<i>0.00</i>
OTHER FINANCING SOURCES (USES)										
<i>TOTAL OTHER FINANCING SOURCES (USES)</i>	<i>0.00</i>	<i>0.00</i>		<i>0.00</i>		<i>0.00</i>		<i>0.00</i>	<i>0.00</i>	<i>0.00</i>
NET CHANGE IN FUND BALANCE	0.00	0.00		0.00		0.00		0.00	0.00	0.00



FUND DEPT 3105-051 : CAPITAL ASSET REPLCMT FND - JUVENILE DETENTION CENTER

2/15/2024 9:48:08 AM

PERIOD ENDING 1/31/2024

	ACTUAL LAST YEAR			ACTUAL THIS YEAR				ENCUMBRANCE	BUDGET	UNENCUMBERED BALANCE
	CURRENT MONTH	YEAR TO DATE	%	CURRENT MONTH	%	YEAR TO DATE	%			
EXPENDITURES										
5020 SERVICES	3,995.00	3,995.00	57	3,995.00	0	3,995.00	0	0.00	0.00	-3,995.00
TOTAL EXPENDITURES	3,995.00	3,995.00	5	3,995.00	0	3,995.00	0	0.00	0.00	-3,995.00
OTHER FINANCING SOURCES (USES)										
TOTAL OTHER FINANCING SOURCES (USES)	0.00	0.00		0.00		0.00		0.00	0.00	0.00
NET CHANGE IN FUND BALANCE	-3,995.00	-3,995.00		-3,995.00		-3,995.00		0.00	0.00	3,995.00



FUND DEPT 3105-052 : CAPITAL ASSET REPLCMT FND - COURT SERVICES -PROBATION

2/15/2024 9:48:08 AM

PERIOD ENDING 1/31/2024

	ACTUAL LAST YEAR			ACTUAL THIS YEAR				ENCUMBRANCE	BUDGET	UNENCUMBERED BALANCE
	CURRENT MONTH	YEAR TO DATE	%	CURRENT MONTH	%	YEAR TO DATE	%			
EXPENDITURES										
TOTAL EXPENDITURES	0.00	0.00	0	0.00	0	0.00	0	0.00	0.00	0.00
OTHER FINANCING SOURCES (USES)										
TOTAL OTHER FINANCING SOURCES (USES)	0.00	0.00		0.00		0.00		0.00	0.00	0.00
NET CHANGE IN FUND BALANCE	0.00	0.00		0.00		0.00		0.00	0.00	0.00



FUND DEPT 3105-059 : CAPITAL ASSET REPLCMT FND - FACILITIES PLANNING

2/15/2024 9:48:08 AM

PERIOD ENDING 1/31/2024

	ACTUAL LAST YEAR			ACTUAL THIS YEAR				ENCUMBRANCE	BUDGET	UNENCUMBERED BALANCE
	CURRENT MONTH	YEAR TO DATE	%	CURRENT MONTH	%	YEAR TO DATE	%			
REVENUES										
4008 INVESTMENT EARNINGS	5,887.61	5,887.61	0	126,898.38	0	126,898.38	0	0.00	0.00	-126,898.38
TOTAL REVENUES	5,887.61	5,887.61	0	126,898.38	0	126,898.38	0	0.00	0.00	-126,898.38
EXPENDITURES										
5020 SERVICES	6,335.00	6,335.00	2	0.00	0	0.00	0	0.00	0.00	0.00
8000 CAPITAL OUTLAY	132,894.60	132,894.60	0	0.00	0	0.00	0	0.00	0.00	0.00
TOTAL EXPENDITURES	139,229.60	139,229.60	0	0.00	0	0.00	0	0.00	0.00	0.00
OTHER FINANCING SOURCES (USES)										
TOTAL OTHER FINANCING SOURCES (USES)	0.00	0.00		0.00		0.00		0.00	0.00	0.00
NET CHANGE IN FUND BALANCE	-133,341.99	-133,341.99		126,898.38		126,898.38		0.00	0.00	-126,898.38



FUND DEPT 3105-071 : CAPITAL ASSET REPLCMT FND - PUBLIC PROP (PHYS, PLNT, FAC)

2/15/2024 9:48:08 AM

PERIOD ENDING 1/31/2024

	ACTUAL LAST YEAR			ACTUAL THIS YEAR				ENCUMBRANCE	BUDGET	UNENCUMBERED BALANCE
	CURRENT MONTH	YEAR TO DATE	%	CURRENT MONTH	%	YEAR TO DATE	%			
EXPENDITURES										
8000 CAPITAL OUTLAY	0.00	0.00	0	24,428.00	0	24,428.00	0	16,474.00	0.00	-40,902.00
TOTAL EXPENDITURES	0.00	0.00	0	24,428.00	0	24,428.00	0	16,474.00	0.00	-40,902.00
OTHER FINANCING SOURCES (USES)										
TOTAL OTHER FINANCING SOURCES (USES)	0.00	0.00		0.00		0.00		0.00	0.00	0.00
NET CHANGE IN FUND BALANCE	0.00	0.00		-24,428.00		-24,428.00		-16,474.00	0.00	40,902.00




FUND DEPT 3105-075 : CAPITAL ASSET REPLCMT FND - GENERAL COUNTY

2/15/2024 9:48:08 AM

PERIOD ENDING 1/31/2024

	ACTUAL LAST YEAR			ACTUAL THIS YEAR				ENCUMBRANCE	BUDGET	UNENCUMBERED BALANCE
	CURRENT MONTH	YEAR TO DATE	%	CURRENT MONTH	%	YEAR TO DATE	%			
OTHER FINANCING SOURCES (USES)										
TOTAL OTHER FINANCING SOURCES (USES)	<i>0.00</i>	<i>0.00</i>		<i>0.00</i>		<i>0.00</i>		<i>0.00</i>	<i>0.00</i>	<i>0.00</i>
NET CHANGE IN FUND BALANCE	0.00	0.00		0.00		0.00		0.00	0.00	0.00



PERIOD ENDING 1/31/2024

	ACTUAL LAST YEAR			ACTUAL THIS YEAR				ENCUMBRANCE	BUDGET	UNENCUMBERED BALANCE
	CURRENT MONTH	YEAR TO DATE	%	CURRENT MONTH	%	YEAR TO DATE	%			
EXPENDITURES										
TOTAL EXPENDITURES	0.00	0.00	0	0.00	0	0.00	0	0.00	0.00	0.00
OTHER FINANCING SOURCES (USES)										
TOTAL OTHER FINANCING SOURCES (USES)	0.00	0.00		0.00		0.00		0.00	0.00	0.00
NET CHANGE IN FUND BALANCE	0.00	0.00		0.00		0.00		0.00	0.00	0.00



FUND DEPT 3105-140 : CAPITAL ASSET REPLCMT FND - CORRECTIONAL CENTER

2/15/2024 9:48:08 AM

PERIOD ENDING 1/31/2024

	ACTUAL LAST YEAR			ACTUAL THIS YEAR				ENCUMBRANCE	BUDGET	UNENCUMBERED BALANCE
	CURRENT MONTH	YEAR TO DATE	%	CURRENT MONTH	%	YEAR TO DATE	%			
EXPENDITURES										
5020 SERVICES	26,328.50	26,328.50	18	27,118.36	0	27,118.36	0	0.00	0.00	-27,118.36
TOTAL EXPENDITURES	26,328.50	26,328.50	7	27,118.36	0	27,118.36	0	0.00	0.00	-27,118.36
OTHER FINANCING SOURCES (USES)										
TOTAL OTHER FINANCING SOURCES (USES)	0.00	0.00		0.00		0.00		0.00	0.00	0.00
NET CHANGE IN FUND BALANCE	-26,328.50	-26,328.50		-27,118.36		-27,118.36		0.00	0.00	27,118.36



FUND DEPT 3303-010 : COURT COMPLEX CONSTR FUND - COUNTY BOARD

2/15/2024 9:48:08 AM

PERIOD ENDING 1/31/2024

	ACTUAL LAST YEAR			ACTUAL THIS YEAR				ENCUMBRANCE	BUDGET	UNENCUMBERED BALANCE
	CURRENT MONTH	YEAR TO DATE	%	CURRENT MONTH	%	YEAR TO DATE	%			
REVENUES										
4008 INVESTMENT EARNINGS	14.39	14.39	29	-439.38	0	-439.38	0	0.00	0.00	439.38
TOTAL REVENUES	14.39	14.39	29	-439.38	0	-439.38	0	0.00	0.00	439.38
EXPENDITURES										
TOTAL EXPENDITURES	0.00	0.00	0	0.00	0	0.00	0	0.00	0.00	0.00
OTHER FINANCING SOURCES (USES)										
TOTAL OTHER FINANCING SOURCES (USES)	0.00	0.00		0.00		0.00		0.00	0.00	0.00
NET CHANGE IN FUND BALANCE	14.39	14.39		-439.38		-439.38		0.00	0.00	439.38



FUND DEPT 4074-010 : 2003 NURS HM BOND DBT SRV - COUNTY BOARD

2/15/2024 9:48:08 AM

PERIOD ENDING 1/31/2024

	ACTUAL LAST YEAR			ACTUAL THIS YEAR				ENCUMBRANCE	BUDGET	UNENCUMBERED BALANCE
	CURRENT MONTH	YEAR TO DATE	%	CURRENT MONTH	%	YEAR TO DATE	%			
REVENUES										
TOTAL REVENUES	0.00	0.00	0	0.00	0	0.00	0	0.00	0.00	0.00
EXPENDITURES										
TOTAL EXPENDITURES	0.00	0.00	0	0.00	0	0.00	0	0.00	0.00	0.00
OTHER FINANCING SOURCES (USES)										
TOTAL OTHER FINANCING SOURCES (USES)	0.00	0.00		0.00		0.00		0.00	0.00	0.00
NET CHANGE IN FUND BALANCE	0.00	0.00		0.00		0.00		0.00	0.00	0.00



FUND DEPT 4350-010 : HWY FACIL BOND DEBT SERVICE - COUNTY BOARD

2/15/2024 9:48:08 AM

PERIOD ENDING 1/31/2024

	ACTUAL LAST YEAR			ACTUAL THIS YEAR				ENCUMBRANCE	BUDGET	UNENCUMBERED BALANCE
	CURRENT MONTH	YEAR TO DATE	%	CURRENT MONTH	%	YEAR TO DATE	%			
REVENUES										
TOTAL REVENUES	0.00	0.00	0	0.00	0	0.00	0	0.00	0.00	0.00
OTHER FINANCING SOURCES (USES)										
TOTAL OTHER FINANCING SOURCES (USES)	0.00	0.00		0.00		0.00		0.00	0.00	0.00
NET CHANGE IN FUND BALANCE	0.00	0.00		0.00		0.00		0.00	0.00	0.00



FUND DEPT 5081-075 : NURSING HOME - GENERAL COUNTY

2/15/2024 9:48:08 AM

PERIOD ENDING 1/31/2024

	ACTUAL LAST YEAR			ACTUAL THIS YEAR				ENCUMBRANCE	BUDGET	UNENCUMBERED BALANCE
	CURRENT MONTH	YEAR TO DATE	%	CURRENT MONTH	%	YEAR TO DATE	%			
OTHER FINANCING SOURCES (USES)										
TOTAL OTHER FINANCING SOURCES (USES)	<i>0.00</i>	<i>0.00</i>		<i>0.00</i>		<i>0.00</i>		<i>0.00</i>	<i>0.00</i>	<i>0.00</i>
NET CHANGE IN FUND BALANCE	0.00	0.00		0.00		0.00		0.00	0.00	0.00



FUND DEPT 5081-120 : NURSING HOME - EMPLOYEE GROUP INSURANCE

2/15/2024 9:48:08 AM

PERIOD ENDING 1/31/2024

	ACTUAL LAST YEAR			ACTUAL THIS YEAR				ENCUMBRANCE	BUDGET	UNENCUMBERED BALANCE
	CURRENT MONTH	YEAR TO DATE	%	CURRENT MONTH	%	YEAR TO DATE	%			
OTHER FINANCING SOURCES (USES)										
TOTAL OTHER FINANCING SOURCES (USES)	0.00	0.00		0.00		0.00		0.00	0.00	0.00
NET CHANGE IN FUND BALANCE	0.00	0.00		0.00		0.00		0.00	0.00	0.00



FUND DEPT 5081-405 : NURSING HOME - NURSING HOME TRANSITION

2/15/2024 9:48:08 AM

PERIOD ENDING 1/31/2024

	ACTUAL LAST YEAR			ACTUAL THIS YEAR				ENCUMBRANCE	BUDGET	UNENCUMBERED BALANCE
	CURRENT MONTH	YEAR TO DATE	%	CURRENT MONTH	%	YEAR TO DATE	%			
REVENUES										
TOTAL REVENUES	0.00	0.00	0	0.00	0	0.00	0	0.00	0.00	0.00
EXPENDITURES										
TOTAL EXPENDITURES	0.00	0.00	0	0.00	0	0.00	0	0.00	0.00	0.00
OTHER FINANCING SOURCES (USES)										
TOTAL OTHER FINANCING SOURCES (USES)	0.00	0.00		0.00		0.00		0.00	0.00	0.00
NET CHANGE IN FUND BALANCE	0.00	0.00		0.00		0.00		0.00	0.00	0.00



FUND DEPT 5081-410 : NURSING HOME - ADMINISTRATIVE

2/15/2024 9:48:08 AM

PERIOD ENDING 1/31/2024

	ACTUAL LAST YEAR			ACTUAL THIS YEAR				ENCUMBRANCE	BUDGET	UNENCUMBERED BALANCE
	CURRENT MONTH	YEAR TO DATE	%	CURRENT MONTH	%	YEAR TO DATE	%			
REVENUES										
4008 INVESTMENT EARNINGS	336.91	336.91	84	355.07	0	355.07	0	0.00	0.00	-355.07
TOTAL REVENUES	336.91	336.91	84	355.07	0	355.07	0	0.00	0.00	-355.07
EXPENDITURES										
TOTAL EXPENDITURES	0.00	0.00	0	0.00	0	0.00	0	0.00	0.00	0.00
OTHER FINANCING SOURCES (USES)										
TOTAL OTHER FINANCING SOURCES (USES)	0.00	0.00		0.00		0.00		0.00	0.00	0.00
NET CHANGE IN FUND BALANCE	336.91	336.91		355.07		355.07		0.00	0.00	-355.07



FUND DEPT 5081-415 : NURSING HOME - ENVIRONMENTAL SERVICES

2/15/2024 9:48:08 AM

PERIOD ENDING 1/31/2024

	ACTUAL LAST YEAR			ACTUAL THIS YEAR				ENCUMBRANCE	BUDGET	UNENCUMBERED BALANCE
	CURRENT MONTH	YEAR TO DATE	%	CURRENT MONTH	%	YEAR TO DATE	%			
EXPENDITURES										
TOTAL EXPENDITURES	0.00	0.00	0	0.00	0	0.00	0	0.00	0.00	0.00
NET CHANGE IN FUND BALANCE	0.00	0.00		0.00		0.00		0.00	0.00	0.00




FUND DEPT 5081-420 : NURSING HOME - LAUNDRY

2/15/2024 9:48:08 AM

PERIOD ENDING 1/31/2024

	ACTUAL LAST YEAR			ACTUAL THIS YEAR				ENCUMBRANCE	BUDGET	UNENCUMBERED BALANCE
	CURRENT MONTH	YEAR TO DATE	%	CURRENT MONTH	%	YEAR TO DATE	%			
EXPENDITURES										
TOTAL EXPENDITURES	0.00	0.00	0	0.00	0	0.00	0	0.00	0.00	0.00
NET CHANGE IN FUND BALANCE	0.00	0.00		0.00		0.00		0.00	0.00	0.00



FUND DEPT 5081-425 : NURSING HOME - MAINTENANCE

2/15/2024 9:48:08 AM

PERIOD ENDING 1/31/2024

	ACTUAL LAST YEAR			ACTUAL THIS YEAR				ENCUMBRANCE	BUDGET	UNENCUMBERED BALANCE
	CURRENT MONTH	YEAR TO DATE	%	CURRENT MONTH	%	YEAR TO DATE	%			
EXPENDITURES										
TOTAL EXPENDITURES	0.00	0.00	0	0.00	0	0.00	0	0.00	0.00	0.00
NET CHANGE IN FUND BALANCE	0.00	0.00		0.00		0.00		0.00	0.00	0.00




FUND DEPT 5081-430 : NURSING HOME - NURSING SERVICES

2/15/2024 9:48:08 AM

PERIOD ENDING 1/31/2024

	ACTUAL LAST YEAR			ACTUAL THIS YEAR				ENCUMBRANCE	BUDGET	UNENCUMBERED BALANCE
	CURRENT MONTH	YEAR TO DATE	%	CURRENT MONTH	%	YEAR TO DATE	%			
EXPENDITURES										
TOTAL EXPENDITURES	0.00	0.00	0	0.00	0	0.00	0	0.00	0.00	0.00
NET CHANGE IN FUND BALANCE	0.00	0.00		0.00		0.00		0.00	0.00	0.00



FUND DEPT 5081-440 : NURSING HOME - ACTIVITIES

2/15/2024 9:48:08 AM

PERIOD ENDING 1/31/2024

	ACTUAL LAST YEAR			ACTUAL THIS YEAR				ENCUMBRANCE	BUDGET	UNENCUMBERED BALANCE
	CURRENT MONTH	YEAR TO DATE	%	CURRENT MONTH	%	YEAR TO DATE	%			
EXPENDITURES										
TOTAL EXPENDITURES	0.00	0.00	0	0.00	0	0.00	0	0.00	0.00	0.00
NET CHANGE IN FUND BALANCE	0.00	0.00		0.00		0.00		0.00	0.00	0.00



FUND DEPT 5081-441 : NURSING HOME - SOCIAL SERVICES

2/15/2024 9:48:08 AM

PERIOD ENDING 1/31/2024

	ACTUAL LAST YEAR			ACTUAL THIS YEAR				ENCUMBRANCE	BUDGET	UNENCUMBERED BALANCE
	CURRENT MONTH	YEAR TO DATE	%	CURRENT MONTH	%	YEAR TO DATE	%			
EXPENDITURES										
TOTAL EXPENDITURES	0.00	0.00	0	0.00	0	0.00	0	0.00	0.00	0.00
NET CHANGE IN FUND BALANCE	0.00	0.00		0.00		0.00		0.00	0.00	0.00



FUND DEPT 5081-445 : NURSING HOME - PHYSICAL THERAPY

2/15/2024 9:48:08 AM

PERIOD ENDING 1/31/2024

	ACTUAL LAST YEAR			ACTUAL THIS YEAR				ENCUMBRANCE	BUDGET	UNENCUMBERED BALANCE
	CURRENT MONTH	YEAR TO DATE	%	CURRENT MONTH	%	YEAR TO DATE	%			
EXPENDITURES										
TOTAL EXPENDITURES	0.00	0.00	0	0.00	0	0.00	0	0.00	0.00	0.00
NET CHANGE IN FUND BALANCE	0.00	0.00		0.00		0.00		0.00	0.00	0.00



FUND DEPT 5081-446 : NURSING HOME - OCCUPATIONAL THERAPY

2/15/2024 9:48:08 AM

PERIOD ENDING 1/31/2024

	ACTUAL LAST YEAR			ACTUAL THIS YEAR				ENCUMBRANCE	BUDGET	UNENCUMBERED BALANCE
	CURRENT MONTH	YEAR TO DATE	%	CURRENT MONTH	%	YEAR TO DATE	%			
EXPENDITURES										
TOTAL EXPENDITURES	0.00	0.00	0	0.00	0	0.00	0	0.00	0.00	0.00
NET CHANGE IN FUND BALANCE	0.00	0.00		0.00		0.00		0.00	0.00	0.00



FUND DEPT 5081-447 : NURSING HOME - RESPIRATORY THERAPY

2/15/2024 9:48:08 AM

PERIOD ENDING 1/31/2024

	ACTUAL LAST YEAR			ACTUAL THIS YEAR				ENCUMBRANCE	BUDGET	UNENCUMBERED BALANCE
	CURRENT MONTH	YEAR TO DATE	%	CURRENT MONTH	%	YEAR TO DATE	%			
EXPENDITURES										
TOTAL EXPENDITURES	0.00	0.00	0	0.00	0	0.00	0	0.00	0.00	0.00
NET CHANGE IN FUND BALANCE	0.00	0.00		0.00		0.00		0.00	0.00	0.00



FUND DEPT 5081-448 : NURSING HOME - SPEECH THERAPY

2/15/2024 9:48:08 AM

PERIOD ENDING 1/31/2024

	ACTUAL LAST YEAR			ACTUAL THIS YEAR				ENCUMBRANCE	BUDGET	UNENCUMBERED BALANCE
	CURRENT MONTH	YEAR TO DATE	%	CURRENT MONTH	%	YEAR TO DATE	%			
EXPENDITURES										
TOTAL EXPENDITURES	0.00	0.00	0	0.00	0	0.00	0	0.00	0.00	0.00
NET CHANGE IN FUND BALANCE	0.00	0.00		0.00		0.00		0.00	0.00	0.00



FUND DEPT 5081-450 : NURSING HOME - DIETARY

2/15/2024 9:48:08 AM

PERIOD ENDING 1/31/2024

	ACTUAL LAST YEAR			ACTUAL THIS YEAR				ENCUMBRANCE	BUDGET	UNENCUMBERED BALANCE
	CURRENT MONTH	YEAR TO DATE	%	CURRENT MONTH	%	YEAR TO DATE	%			
EXPENDITURES										
TOTAL EXPENDITURES	0.00	0.00	0	0.00	0	0.00	0	0.00	0.00	0.00
NET CHANGE IN FUND BALANCE	0.00	0.00		0.00		0.00		0.00	0.00	0.00



FUND DEPT 5081-455 : NURSING HOME - BEAUTY SHOP

2/15/2024 9:48:08 AM

PERIOD ENDING 1/31/2024

	ACTUAL LAST YEAR			ACTUAL THIS YEAR				ENCUMBRANCE	BUDGET	UNENCUMBERED BALANCE
	CURRENT MONTH	YEAR TO DATE	%	CURRENT MONTH	%	YEAR TO DATE	%			
EXPENDITURES										
TOTAL EXPENDITURES	0.00	0.00	0	0.00	0	0.00	0	0.00	0.00	0.00
NET CHANGE IN FUND BALANCE	0.00	0.00		0.00		0.00		0.00	0.00	0.00



FUND DEPT 5081-460 : NURSING HOME - ADULT DAY CARE

2/15/2024 9:48:08 AM

PERIOD ENDING 1/31/2024

	ACTUAL LAST YEAR			ACTUAL THIS YEAR				ENCUMBRANCE	BUDGET	UNENCUMBERED BALANCE
	CURRENT MONTH	YEAR TO DATE	%	CURRENT MONTH	%	YEAR TO DATE	%			
EXPENDITURES										
TOTAL EXPENDITURES	0.00	0.00	0	0.00	0	0.00	0	0.00	0.00	0.00
NET CHANGE IN FUND BALANCE	0.00	0.00		0.00		0.00		0.00	0.00	0.00



FUND DEPT 5081-462 : NURSING HOME - ALZHEIMERS UNIT

2/15/2024 9:48:08 AM

PERIOD ENDING 1/31/2024

	ACTUAL LAST YEAR			ACTUAL THIS YEAR				ENCUMBRANCE	BUDGET	UNENCUMBERED BALANCE
	CURRENT MONTH	YEAR TO DATE	%	CURRENT MONTH	%	YEAR TO DATE	%			
EXPENDITURES										
TOTAL EXPENDITURES	0.00	0.00	0	0.00	0	0.00	0	0.00	0.00	0.00
NET CHANGE IN FUND BALANCE	0.00	0.00		0.00		0.00		0.00	0.00	0.00




FUND DEPT 6476-118 : SELF-FUNDED INSURANCE - PROPERTY/LIABILITY INSUR

2/15/2024 9:48:08 AM

PERIOD ENDING 1/31/2024

	ACTUAL LAST YEAR			ACTUAL THIS YEAR				ENCUMBRANCE	BUDGET	UNENCUMBERED BALANCE
	CURRENT MONTH	YEAR TO DATE	%	CURRENT MONTH	%	YEAR TO DATE	%			
REVENUES										
TOTAL REVENUES	0.00	0.00	0	0.00	0	0.00	0	0.00	0.00	0.00
EXPENDITURES										
5020 SERVICES	91,185.39	91,185.39	5	1,623.00	0	1,623.00	0	0.00	0.00	-1,623.00
TOTAL EXPENDITURES	91,185.39	91,185.39	5	1,623.00	0	1,623.00	0	0.00	0.00	-1,623.00
OTHER FINANCING SOURCES (USES)										
TOTAL OTHER FINANCING SOURCES (USES)	0.00	0.00		0.00		0.00		0.00	0.00	0.00
NET CHANGE IN FUND BALANCE	-91,185.39	-91,185.39		-1,623.00		-1,623.00		0.00	0.00	1,623.00



PERIOD ENDING 1/31/2024

	ACTUAL LAST YEAR			ACTUAL THIS YEAR				ENCUMBRANCE	BUDGET	UNENCUMBERED BALANCE
	CURRENT MONTH	YEAR TO DATE	%	CURRENT MONTH	%	YEAR TO DATE	%			
REVENUES										
4008 INVESTMENT EARNINGS	6,292.39	6,292.39	126	-28,594.33	0	-28,594.33	0	0.00	0.00	28,594.33
TOTAL REVENUES	6,292.39	6,292.39	1	-28,594.33	0	-28,594.33	0	0.00	0.00	28,594.33
EXPENDITURES										
5003 FRINGE BENEFITS	59,003.62	59,003.62	6	46,102.29	0	46,102.29	0	0.00	0.00	-46,102.29
TOTAL EXPENDITURES	59,003.62	59,003.62	6	46,102.29	0	46,102.29	0	0.00	0.00	-46,102.29
OTHER FINANCING SOURCES (USES)										
TOTAL OTHER FINANCING SOURCES (USES)	0.00	0.00		0.00		0.00		0.00	0.00	0.00
NET CHANGE IN FUND BALANCE	-52,711.23	-52,711.23		-74,696.62		-74,696.62		0.00	0.00	74,696.62



FUND DEPT 6620-120 : HEALTH-LIFE INSURANCE - EMPLOYEE GROUP INSURANCE

2/15/2024 9:48:08 AM

PERIOD ENDING 1/31/2024

	ACTUAL LAST YEAR			ACTUAL THIS YEAR				ENCUMBRANCE	BUDGET	UNENCUMBERED BALANCE
	CURRENT MONTH	YEAR TO DATE	%	CURRENT MONTH	%	YEAR TO DATE	%			
REVENUES										
4007 CHARGES FOR SERVICES	4,525.04	4,525.04	0	0.00	0	0.00	0	0.00	0.00	0.00
4008 INVESTMENT EARNINGS	1,091.26	1,091.26	546	-5,845.44	0	-5,845.44	0	0.00	0.00	5,845.44
TOTAL REVENUES	5,616.30	5,616.30	0	-5,845.44	0	-5,845.44	0	0.00	0.00	5,845.44
EXPENDITURES										
5003 FRINGE BENEFITS	1,541.80	1,541.80	0	0.00	0	0.00	0	0.00	0.00	0.00
5010 COMMODITIES	540.50	540.50	100	0.00	0	0.00	0	0.00	0.00	0.00
5020 SERVICES	0.00	0.00	0	200.00	0	200.00	0	0.00	0.00	-200.00
TOTAL EXPENDITURES	2,082.30	2,082.30	0	200.00	0	200.00	0	0.00	0.00	-200.00
OTHER FINANCING SOURCES (USES)										
TOTAL OTHER FINANCING SOURCES (USES)	0.00	0.00		0.00		0.00		0.00	0.00	0.00
NET CHANGE IN FUND BALANCE	3,534.00	3,534.00		-6,045.44		-6,045.44		0.00	0.00	6,045.44



FUND DEPT 7086-060 : TOWNSHIP MOTOR FUEL TAX - HIGHWAY

2/15/2024 9:48:08 AM

PERIOD ENDING 1/31/2024

	ACTUAL LAST YEAR			ACTUAL THIS YEAR				ENCUMBRANCE	BUDGET	UNENCUMBERED BALANCE
	CURRENT MONTH	YEAR TO DATE	%	CURRENT MONTH	%	YEAR TO DATE	%			
REVENUES										
4008 INVESTMENT EARNINGS	10,968.84	10,968.84	0	-299,336.21	0	-299,336.21	0	0.00	0.00	299,336.21
TOTAL REVENUES	10,968.84	10,968.84	0	-299,336.21	0	-299,336.21	0	0.00	0.00	299,336.21
EXPENDITURES										
5020 SERVICES	0.00	0.00	0	25,494.73	1	25,494.73	1	0.00	5,000,000.00	4,974,505.27
TOTAL EXPENDITURES	0.00	0.00	0	25,494.73	1	25,494.73	1	0.00	5,000,000.00	4,974,505.27
NET CHANGE IN FUND BALANCE	10,968.84	10,968.84		-324,830.94		-324,830.94		0.00	-5,000,000.00	-4,675,169.06



FUND DEPT 7087-060 : TOWNSHIP BRIDGE - HIGHWAY

2/15/2024 9:48:08 AM

PERIOD ENDING 1/31/2024

	ACTUAL LAST YEAR			ACTUAL THIS YEAR				ENCUMBRANCE	BUDGET	UNENCUMBERED BALANCE
	CURRENT MONTH	YEAR TO DATE	%	CURRENT MONTH	%	YEAR TO DATE	%			
REVENUES										
4008 INVESTMENT EARNINGS	65.54	65.54	0	-115.04	0	-115.04	0	0.00	0.00	115.04
TOTAL REVENUES	65.54	65.54	0	-115.04	0	-115.04	0	0.00	0.00	115.04
EXPENDITURES										
TOTAL EXPENDITURES	0.00	0.00	0	0.00	0	0.00	0	0.00	0.00	0.00
NET CHANGE IN FUND BALANCE	65.54	65.54		-115.04		-115.04		0.00	0.00	115.04



FUND DEPT 7097-026 : ESTATE - COUNTY TREASURER

2/15/2024 9:48:08 AM

PERIOD ENDING 1/31/2024

	ACTUAL LAST YEAR			ACTUAL THIS YEAR				ENCUMBRANCE	BUDGET	UNENCUMBERED BALANCE
	CURRENT MONTH	YEAR TO DATE	%	CURRENT MONTH	%	YEAR TO DATE	%			
REVENUES										
TOTAL REVENUES	0.00	0.00	0	0.00	0	0.00	0	0.00	0.00	0.00
NET CHANGE IN FUND BALANCE	0.00	0.00		0.00		0.00		0.00	0.00	0.00



FUND DEPT 7667-026 : PROPERTY CONDEMNATIONS - COUNTY TREASURER

2/15/2024 9:48:08 AM

PERIOD ENDING 1/31/2024

	ACTUAL LAST YEAR			ACTUAL THIS YEAR				ENCUMBRANCE	BUDGET	UNENCUMBERED BALANCE
	CURRENT MONTH	YEAR TO DATE	%	CURRENT MONTH	%	YEAR TO DATE	%			
REVENUES										
TOTAL REVENUES	0.00	0.00	0	0.00	0	0.00	0	0.00	0.00	0.00
OTHER FINANCING SOURCES (USES)										
TOTAL OTHER FINANCING SOURCES (USES)	0.00	0.00		0.00		0.00		0.00	0.00	0.00
NET CHANGE IN FUND BALANCE	0.00	0.00		0.00		0.00		0.00	0.00	0.00



FUND DEPT 7687-040 : SHERIFF FORECLOSURES - SHERIFF

2/15/2024 9:48:08 AM

PERIOD ENDING 1/31/2024

	ACTUAL LAST YEAR			ACTUAL THIS YEAR				ENCUMBRANCE	BUDGET	UNENCUMBERED BALANCE
	CURRENT MONTH	YEAR TO DATE	%	CURRENT MONTH	%	YEAR TO DATE	%			
REVENUES										
4008 INVESTMENT EARNINGS	384.20	384.20	0	0.00	0	0.00	0	0.00	0.00	0.00
TOTAL REVENUES	384.20	384.20	0	0.00	0	0.00	0	0.00	0.00	0.00
OTHER FINANCING SOURCES (USES)										
6001 OTHER FINANCING SOURCES	149,250.00	149,250.00	0	0.00	0	0.00	0	0.00	0.00	0.00
TOTAL OTHER FINANCING SOURCES (USES)	149,250.00	149,250.00		0.00		0.00		0.00	0.00	0.00
NET CHANGE IN FUND BALANCE	149,634.20	149,634.20		0.00		0.00		0.00	0.00	0.00



FUND DEPT 7699-020 : GARNISHMENTS - AUDITOR

2/15/2024 9:48:08 AM

PERIOD ENDING 1/31/2024

	ACTUAL LAST YEAR			ACTUAL THIS YEAR				ENCUMBRANCE	BUDGET	UNENCUMBERED BALANCE
	CURRENT MONTH	YEAR TO DATE	%	CURRENT MONTH	%	YEAR TO DATE	%			
REVENUES										
<i>TOTAL REVENUES</i>	<i>0.00</i>	<i>0.00</i>	<i>0</i>	<i>0.00</i>	<i>0</i>	<i>0.00</i>	<i>0</i>	<i>0.00</i>	<i>0.00</i>	<i>0.00</i>
OTHER FINANCING SOURCES (USES)										
<i>TOTAL OTHER FINANCING SOURCES (USES)</i>	<i>0.00</i>	<i>0.00</i>		<i>0.00</i>		<i>0.00</i>		<i>0.00</i>	<i>0.00</i>	<i>0.00</i>
NET CHANGE IN FUND BALANCE	0.00	0.00		0.00		0.00		0.00	0.00	0.00



PERIOD ENDING 1/31/2024

	ACTUAL LAST YEAR			ACTUAL THIS YEAR				ENCUMBRANCE	BUDGET	UNENCUMBERED BALANCE
	CURRENT MONTH	YEAR TO DATE	%	CURRENT MONTH	%	YEAR TO DATE	%			
REVENUES										
4008 INVESTMENT EARNINGS	1,164.77	1,164.77	233	-5,869.10	0	-5,869.10	0	0.00	0.00	5,869.10
TOTAL REVENUES	1,164.77	1,164.77	0	-5,869.10	0	-5,869.10	0	0.00	0.00	5,869.10
EXPENDITURES										
5001 SALARIES AND WAGES	38,311.76	38,311.76	9	19,673.37	0	19,673.37	0	0.00	0.00	-19,673.37
5003 FRINGE BENEFITS	3,780.05	3,780.05	3	4,275.04	0	4,275.04	0	0.00	0.00	-4,275.04
5010 COMMODITIES	1,024.74	1,024.74	21	0.00	0	0.00	0	0.00	0.00	0.00
5020 SERVICES	939.90	939.90	2	1,668.68	0	1,668.68	0	0.00	0.00	-1,668.68
TOTAL EXPENDITURES	44,056.45	44,056.45	8	25,617.09	0	25,617.09	0	0.00	0.00	-25,617.09
OTHER FINANCING SOURCES (USES)										
TOTAL OTHER FINANCING SOURCES (USES)	0.00	0.00		0.00		0.00		0.00	0.00	0.00
NET CHANGE IN FUND BALANCE	-42,891.68	-42,891.68		-31,486.19		-31,486.19		0.00	0.00	31,486.19



PERIOD ENDING 1/31/2024

	ACTUAL LAST YEAR			ACTUAL THIS YEAR				ENCUMBRANCE	BUDGET	UNENCUMBERED BALANCE
	CURRENT MONTH	YEAR TO DATE	%	CURRENT MONTH	%	YEAR TO DATE	%			
REVENUES										
TOTAL REVENUES	0.00	0.00	0	0.00	0	0.00	0	0.00	0.00	0.00
EXPENDITURES										
5020 SERVICES	1,031.53	1,031.53	2	696.27	0	696.27	0	0.00	0.00	-696.27
TOTAL EXPENDITURES	1,031.53	1,031.53	1	696.27	0	696.27	0	0.00	0.00	-696.27
OTHER FINANCING SOURCES (USES)										
TOTAL OTHER FINANCING SOURCES (USES)	0.00	0.00		0.00		0.00		0.00	0.00	0.00
NET CHANGE IN FUND BALANCE	-1,031.53	-1,031.53		-696.27		-696.27		0.00	0.00	696.27



PERIOD ENDING 1/31/2024

	ACTUAL LAST YEAR			ACTUAL THIS YEAR				ENCUMBRANCE	BUDGET	UNENCUMBERED BALANCE
	CURRENT MONTH	YEAR TO DATE	%	CURRENT MONTH	%	YEAR TO DATE	%			
REVENUES										
TOTAL REVENUES	0.00	0.00	0	0.00	0	0.00	0	0.00	0.00	0.00
EXPENDITURES										
TOTAL EXPENDITURES	0.00	0.00	0	0.00	0	0.00	0	0.00	0.00	0.00
NET CHANGE IN FUND BALANCE	0.00	0.00		0.00		0.00		0.00	0.00	0.00