




FUND DEPT 1080-010 : GENERAL CORPORATE - COUNTY BOARD

12/11/2023 1:46:34 PM

PERIOD ENDING 11/30/2023

	ACTUAL LAST YEAR			ACTUAL THIS YEAR				ENCUMBRANCE	BUDGET	UNENCUMBERED BALANCE
	CURRENT MONTH	YEAR TO DATE	%	CURRENT MONTH	%	YEAR TO DATE	%			
REVENUES										
4007 CHARGES FOR SERVICES	0.00	50.00	17	50.00	17	243.34	81	0.00	300.00	56.66
4009 MISCELLANEOUS REVENUES	0.00	800.00	80	0.00	0	0.00	0	0.00	2,000.00	2,000.00
4010 RENTS AND ROYALTIES	77,360.99	308,369.08	78	65,748.80	15	254,059.53	60	0.00	425,000.00	170,940.47
TOTAL REVENUES	77,360.99	309,219.08	73	65,798.80	15	254,302.87	60	0.00	427,300.00	172,997.13
EXPENDITURES										
5001 SALARIES AND WAGES	4,283.04	48,685.38	62	3,098.03	3	51,788.37	58	0.00	89,000.00	37,211.63
5003 FRINGE BENEFITS	1,977.84	3,176.34	79	0.00	0	0.00	0	0.00	0.00	0.00
5010 COMMODITIES	27.51	68.40	11	2,216.46	42	2,408.41	46	0.00	5,250.00	2,841.59
5020 SERVICES	1,592.43	97,670.43	96	489.31	0	67,055.37	64	0.00	104,035.00	36,979.63
TOTAL EXPENDITURES	7,880.82	149,600.55	81	5,803.80	3	121,252.15	61	0.00	198,285.00	77,032.85
NET CHANGE IN FUND BALANCE	69,480.17	159,618.53		59,995.00		133,050.72		0.00	229,015.00	95,964.28



FUND DEPT 1080-012 : GENERAL CORPORATE - TORNADO SIRENS

12/11/2023 1:46:34 PM

PERIOD ENDING 11/30/2023

	ACTUAL LAST YEAR			ACTUAL THIS YEAR				ENCUMBRANCE	BUDGET	UNENCUMBERED BALANCE
	CURRENT MONTH	YEAR TO DATE	%	CURRENT MONTH	%	YEAR TO DATE	%			
REVENUES										
4004 INTERGOVERNMENTAL REVENUE	0.00	3,990.00	100	0.00	0	0.00	0	0.00	0.00	0.00
TOTAL REVENUES	0.00	3,990.00	100	0.00	0	0.00	0	0.00	0.00	0.00
EXPENDITURES										
5020 SERVICES	0.00	3,990.00	100	0.00	0	0.00	0	0.00	0.00	0.00
TOTAL EXPENDITURES	0.00	3,990.00	100	0.00	0	0.00	0	0.00	0.00	0.00
NET CHANGE IN FUND BALANCE	0.00	0.00		0.00		0.00		0.00	0.00	0.00



FUND DEPT 1080-013 : GENERAL CORPORATE - DEBT SERVICE

12/11/2023 1:46:34 PM

PERIOD ENDING 11/30/2023

	ACTUAL LAST YEAR			ACTUAL THIS YEAR				ENCUMBRANCE	BUDGET	UNENCUMBERED BALANCE
	CURRENT MONTH	YEAR TO DATE	%	CURRENT MONTH	%	YEAR TO DATE	%			
REVENUES										
4004 INTERGOVERNMENTAL REVENUE	0.00	0.00	0	146,751.00	9	1,320,759.00	84	0.00	1,578,901.00	258,142.00
TOTAL REVENUES	0.00	0.00	0	146,751.00	9	1,320,759.00	84	0.00	1,578,901.00	258,142.00
EXPENDITURES										
5050 INTEREST AND FISCAL CHARGES	0.00	0.00	0	0.00	0	469,780.42	30	0.00	1,572,901.00	1,103,120.58
TOTAL EXPENDITURES	0.00	0.00	0	0.00	0	469,780.42	30	0.00	1,572,901.00	1,103,120.58
OTHER FINANCING SOURCES (USES)										
TOTAL OTHER FINANCING SOURCES (USES)	0.00	0.00		0.00		0.00		0.00	0.00	0.00
NET CHANGE IN FUND BALANCE	0.00	0.00		146,751.00		850,978.58		0.00	6,000.00	-844,978.58



FUND DEPT 1080-016 : GENERAL CORPORATE - ADMINISTRATIVE SERVICES

12/11/2023 1:46:34 PM

PERIOD ENDING 11/30/2023

	ACTUAL LAST YEAR			ACTUAL THIS YEAR				ENCUMBRANCE	BUDGET	UNENCUMBERED BALANCE
	CURRENT MONTH	YEAR TO DATE	%	CURRENT MONTH	%	YEAR TO DATE	%			
REVENUES										
4004 INTERGOVERNMENTAL REVENUE	13.26	1,274.44	18	0.00	0	580.07	8	0.00	7,000.00	6,419.93
4009 MISCELLANEOUS REVENUES	0.00	1,447.25	48	0.16	0	1,562.97	52	0.00	3,000.00	1,437.03
TOTAL REVENUES	13.26	2,721.69	27	0.16	0	2,143.04	21	0.00	10,000.00	7,856.96
EXPENDITURES										
5001 SALARIES AND WAGES	56,711.86	659,984.33	89	46,640.50	6	586,484.40	80	0.00	736,447.00	149,962.60
5003 FRINGE BENEFITS	0.00	0.00	0	46,671.73	0	46,671.73	0	0.00	0.00	-46,671.73
5010 COMMODITIES	-120,709.68	112,318.20	35	684.25	0	192,171.01	59	0.00	323,117.50	130,946.49
5020 SERVICES	543.86	13,106.14	45	1,045.60	3	25,699.63	67	0.00	38,392.50	12,692.87
TOTAL EXPENDITURES	-63,453.96	785,408.67	72	95,042.08	9	851,026.77	78	0.00	1,097,957.00	246,930.23
OTHER FINANCING SOURCES (USES)										
6001 OTHER FINANCING SOURCES	0.00	0.00	0	0.00	0	0.00	0	0.00	17,217.00	17,217.00
TOTAL OTHER FINANCING SOURCES (USES)	0.00	0.00		0.00		0.00		0.00	17,217.00	17,217.00
NET CHANGE IN FUND BALANCE	63,467.22	-782,686.98		-95,041.92		-848,883.73		0.00	-1,070,740.00	-221,856.27



FUND DEPT 1080-017 : GENERAL CORPORATE - COOPERATIVE EXTENSION SRV

12/11/2023 1:46:34 PM

PERIOD ENDING 11/30/2023

	ACTUAL LAST YEAR			ACTUAL THIS YEAR				ENCUMBRANCE	BUDGET	UNENCUMBERED BALANCE
	CURRENT MONTH	YEAR TO DATE	%	CURRENT MONTH	%	YEAR TO DATE	%			
REVENUES										
4001 PROPERTY TAX	0.00	418,079.74	95	22,966.05	5	435,214.75	98	0.00	442,000.00	6,785.25
TOTAL REVENUES	0.00	418,079.74	95	22,966.05	5	435,214.75	98	0.00	442,000.00	6,785.25
EXPENDITURES										
5020 SERVICES	75,625.81	418,079.74	95	0.00	0	412,724.72	92	0.00	448,735.00	36,010.28
TOTAL EXPENDITURES	75,625.81	418,079.74	95	0.00	0	412,724.72	92	0.00	448,735.00	36,010.28
NET CHANGE IN FUND BALANCE	-75,625.81	0.00		22,966.05		22,490.03		0.00	-6,735.00	-29,225.03



FUND DEPT 1080-020 : GENERAL CORPORATE - AUDITOR

12/11/2023 1:46:34 PM

PERIOD ENDING 11/30/2023

	ACTUAL LAST YEAR			ACTUAL THIS YEAR				ENCUMBRANCE	BUDGET	UNENCUMBERED BALANCE
	CURRENT MONTH	YEAR TO DATE	%	CURRENT MONTH	%	YEAR TO DATE	%			
REVENUES										
4004 INTERGOVERNMENTAL REVENUE	0.00	6,500.00	100	6,500.00	100	6,500.00	100	0.00	6,500.00	0.00
4007 CHARGES FOR SERVICES	0.00	0.00	0	0.00	0	0.00	0	0.00	120,000.00	120,000.00
4008 INVESTMENT EARNINGS	0.00	0.00	0	46.91	0	220.47	0	0.00	0.00	-220.47
4009 MISCELLANEOUS REVENUES	-100.00	1,034.60	9	0.00	0	0.00	0	0.00	0.00	0.00
TOTAL REVENUES	-100.00	7,534.60	6	6,546.91	5	6,720.47	5	0.00	126,500.00	119,779.53
EXPENDITURES										
5001 SALARIES AND WAGES	31,007.23	329,072.12	86	50,811.46	12	371,081.16	87	0.00	425,064.00	53,982.84
5003 FRINGE BENEFITS	0.00	0.00	0	54,895.60	0	54,895.60	0	0.00	0.00	-54,895.60
5010 COMMODITIES	318.29	1,575.40	30	36.79	1	2,798.14	53	2,297.00	5,249.18	154.04
5020 SERVICES	371.50	9,328.85	95	384.18	3	12,618.09	84	0.00	15,067.82	2,449.73
TOTAL EXPENDITURES	31,697.02	339,976.37	85	106,128.03	24	441,392.99	99	2,297.00	445,381.00	1,691.01
OTHER FINANCING SOURCES (USES)										
TOTAL OTHER FINANCING SOURCES (USES)	0.00	0.00		0.00		0.00		0.00	0.00	0.00
NET CHANGE IN FUND BALANCE	-31,797.02	-332,441.77		-99,581.12		-434,672.52		-2,297.00	-318,881.00	118,088.52



FUND DEPT 1080-021 : GENERAL CORPORATE - BOARD OF REVIEW

12/11/2023 1:46:34 PM

PERIOD ENDING 11/30/2023

	ACTUAL LAST YEAR			ACTUAL THIS YEAR				ENCUMBRANCE	BUDGET	UNENCUMBERED BALANCE
	CURRENT MONTH	YEAR TO DATE	%	CURRENT MONTH	%	YEAR TO DATE	%			
REVENUES										
TOTAL REVENUES	0.00	0.00	0	0.00	0	0.00	0	0.00	0.00	0.00
EXPENDITURES										
5001 SALARIES AND WAGES	10,435.74	119,935.59	88	10,957.50	8	126,226.25	89	0.00	142,448.00	16,221.75
5003 FRINGE BENEFITS	0.00	0.00	0	14,356.65	0	14,356.65	0	0.00	0.00	-14,356.65
5010 COMMODITIES	197.93	298.93	26	0.00	0	374.97	28	0.00	1,333.50	958.53
5020 SERVICES	0.00	1,548.14	32	12.75	0	15,996.84	88	0.00	18,115.00	2,118.16
TOTAL EXPENDITURES	10,633.67	121,782.66	86	25,326.90	16	156,954.71	97	0.00	161,896.50	4,941.79
NET CHANGE IN FUND BALANCE	-10,633.67	-121,782.66		-25,326.90		-156,954.71		0.00	-161,896.50	-4,941.79



FUND DEPT 1080-022 : GENERAL CORPORATE - COUNTY CLERK

12/11/2023 1:46:34 PM

PERIOD ENDING 11/30/2023

	ACTUAL LAST YEAR			ACTUAL THIS YEAR				ENCUMBRANCE	BUDGET	UNENCUMBERED BALANCE
	CURRENT MONTH	YEAR TO DATE	%	CURRENT MONTH	%	YEAR TO DATE	%			
REVENUES										
4004 INTERGOVERNMENTAL REVENUE	0.00	8,190.00	16	0.00	0	0.00	0	0.00	51,815.00	51,815.00
4006 LICENSES AND PERMITS	6,885.00	86,790.00	106	9,548.75	9	101,733.25	92	0.00	110,400.00	8,666.75
4007 CHARGES FOR SERVICES	22,587.00	231,223.52	68	20,284.50	6	236,186.90	69	0.00	340,000.00	103,813.10
4008 INVESTMENT EARNINGS	14.50	137.75	69	5.27	3	116.93	58	0.00	200.00	83.07
4009 MISCELLANEOUS REVENUES	0.00	0.00	0	555.00	277	6,887.50	344	0.00	20.00	-6,867.50
				5		38				
TOTAL REVENUES	29,486.50	326,341.27	69	30,393.52	6	344,924.58	69	0.00	502,435.00	157,510.42
EXPENDITURES										
5001 SALARIES AND WAGES	101,288.05	780,969.86	86	62,643.65	7	765,645.16	80	0.00	951,536.00	185,890.84
5003 FRINGE BENEFITS	0.00	0.00	0	79,862.82	0	79,862.82	0	0.00	0.00	-79,862.82
5010 COMMODITIES	12,734.81	123,908.26	97	25,441.55	11	134,372.22	58	85,990.00	232,083.06	11,720.84
5020 SERVICES	49,046.44	343,554.06	98	9,690.00	3	306,635.27	89	0.00	345,801.94	39,166.67
8000 CAPITAL OUTLAY	0.00	209,950.00	100	0.00	0	0.00	0	0.00	0.00	0.00
TOTAL EXPENDITURES	163,069.30	1,458,382.18	91	177,638.02	12	1,286,515.47	84	85,990.00	1,529,421.00	156,915.53
OTHER FINANCING SOURCES (USES)										
TOTAL OTHER FINANCING SOURCES (USES)	0.00	0.00		0.00		0.00		0.00	0.00	0.00
NET CHANGE IN FUND BALANCE	-133,582.80	-1,132,040.91		-147,244.50		-941,590.89		-85,990.00	-1,026,986.00	594.89



FUND DEPT 1080-023 : GENERAL CORPORATE - RECORDER

12/11/2023 1:46:34 PM

PERIOD ENDING 11/30/2023

	ACTUAL LAST YEAR			ACTUAL THIS YEAR				ENCUMBRANCE	BUDGET	UNENCUMBERED BALANCE
	CURRENT MONTH	YEAR TO DATE	%	CURRENT MONTH	%	YEAR TO DATE	%			
REVENUES										
4004 INTERGOVERNMENTAL REVENUE	0.00	3,276.71	0	0.00	0	0.00	0	0.00	0.00	0.00
4006 LICENSES AND PERMITS	158,997.75	2,542,625.25	105	38,953.75	8	527,919.00	106	0.00	500,000.00	-27,919.00
4007 CHARGES FOR SERVICES	58,178.50	854,802.00	78	42,610.00	5	555,962.50	69	0.00	800,000.00	244,037.50
4009 MISCELLANEOUS REVENUES	6,373.70	46,611.95	583	114.72	0	7,943.00	32	0.00	25,000.00	17,057.00
TOTAL REVENUES	223,549.95	3,447,315.91	98	81,678.47	6	1,091,824.50	82	0.00	1,325,000.00	233,175.50
EXPENDITURES										
5001 SALARIES AND WAGES	13,813.59	146,563.76	92	12,018.41	6	160,868.14	86	0.00	187,353.00	26,484.86
5003 FRINGE BENEFITS	0.00	0.00	0	38,269.46	0	38,269.46	0	0.00	0.00	-38,269.46
5010 COMMODITIES	709.10	1,278.37	95	0.00	0	628.84	79	0.00	800.00	171.16
5020 SERVICES	224,970.40	1,763,571.35	94	0.00	0	118.80	8	0.00	1,480.00	1,361.20
TOTAL EXPENDITURES	239,493.09	1,911,413.48	94	50,287.87	27	199,885.24	105	0.00	189,633.00	-10,252.24
NET CHANGE IN FUND BALANCE	-15,943.14	1,535,902.43		31,390.60		891,939.26		0.00	1,135,367.00	243,427.74



FUND DEPT 1080-025 : GENERAL CORPORATE - SUPERVISOR OF ASSESSMENT

12/11/2023 1:46:34 PM

PERIOD ENDING 11/30/2023

	ACTUAL LAST YEAR			ACTUAL THIS YEAR				ENCUMBRANCE	BUDGET	UNENCUMBERED BALANCE
	CURRENT MONTH	YEAR TO DATE	%	CURRENT MONTH	%	YEAR TO DATE	%			
REVENUES										
4004 INTERGOVERNMENTAL REVENUE	10,625.01	35,416.70	78	3,718.74	8	33,468.66	71	0.00	46,988.00	13,519.34
4009 MISCELLANEOUS REVENUES	0.00	731.26	244	0.00	0	500.00	83	0.00	600.00	100.00
TOTAL REVENUES	10,625.01	36,147.96	79	3,718.74	8	33,968.66	71	0.00	47,588.00	13,619.34
EXPENDITURES										
5001 SALARIES AND WAGES	26,025.25	290,076.08	85	27,425.01	8	299,500.96	84	0.00	356,811.00	57,310.04
5003 FRINGE BENEFITS	0.00	0.00	0	50,781.10	0	50,781.10	0	0.00	0.00	-50,781.10
5010 COMMODITIES	458.74	3,484.40	60	185.75	2	4,748.74	62	0.00	7,632.00	2,883.26
5020 SERVICES	352.37	23,076.84	42	6,358.56	10	33,131.68	51	0.00	65,420.00	32,288.32
TOTAL EXPENDITURES	26,836.36	316,637.32	79	84,750.42	20	388,162.48	90	0.00	429,863.00	41,700.52
NET CHANGE IN FUND BALANCE	-16,211.35	-280,489.36		-81,031.68		-354,193.82		0.00	-382,275.00	-28,081.18



FUND DEPT 1080-026 : GENERAL CORPORATE - COUNTY TREASURER

12/11/2023 1:46:34 PM

PERIOD ENDING 11/30/2023

	ACTUAL LAST YEAR			ACTUAL THIS YEAR				ENCUMBRANCE	BUDGET	UNENCUMBERED BALANCE
	CURRENT MONTH	YEAR TO DATE	%	CURRENT MONTH	%	YEAR TO DATE	%			
REVENUES										
4001 PROPERTY TAX	279.85	2,478.06	0	1,414.18	0	3,434.18	1	0.00	500,000.00	496,565.82
4004 INTERGOVERNMENTAL REVENUE	0.00	6,500.00	46	6,500.00	46	6,500.00	46	0.00	14,000.00	7,500.00
4007 CHARGES FOR SERVICES	0.00	50.00	0	0.00	0	1,523.95	762	0.00	200.00	-1,323.95
4008 INVESTMENT EARNINGS	462.24	591.27	8	0.00	0	15,182.51	217	0.00	7,000.00	-8,182.51
TOTAL REVENUES	742.09	9,619.33	1	7,914.18	2	26,640.64	5	0.00	521,200.00	494,559.36
EXPENDITURES										
5001 SALARIES AND WAGES	22,279.20	258,145.21	87	30,384.73	10	277,318.68	87	0.00	317,248.00	39,929.32
5003 FRINGE BENEFITS	0.00	0.00	0	40,971.04	0	40,971.04	0	0.00	0.00	-40,971.04
5010 COMMODITIES	60.31	2,928.16	100	273.85	4	6,067.74	84	0.00	7,255.00	1,187.26
5020 SERVICES	10,176.82	49,644.91	95	17,751.04	38	34,409.76	74	0.00	46,568.00	12,158.24
TOTAL EXPENDITURES	32,516.33	310,718.28	89	89,380.66	24	358,767.22	97	0.00	371,071.00	12,303.78
NET CHANGE IN FUND BALANCE	-31,774.24	-301,098.95		-81,466.48		-332,126.58		0.00	150,129.00	482,255.58



PERIOD ENDING 11/30/2023

	ACTUAL LAST YEAR			ACTUAL THIS YEAR				ENCUMBRANCE	BUDGET	UNENCUMBERED BALANCE
	CURRENT MONTH	YEAR TO DATE	%	CURRENT MONTH	%	YEAR TO DATE	%			
REVENUES										
4004 INTERGOVERNMENTAL REVENUE	0.00	3,400.00	71	1,200.00	25	4,000.00	83	0.00	4,800.00	800.00
4007 CHARGES FOR SERVICES	0.00	0.00	0	0.00	0	0.00	0	0.00	45,600.00	45,600.00
4009 MISCELLANEOUS REVENUES	0.00	0.00	0	0.00	0	3,862.00	0	0.00	0.00	-3,862.00
TOTAL REVENUES	0.00	3,400.00	7	1,200.00	2	7,862.00	16	0.00	50,400.00	42,538.00
EXPENDITURES										
5001 SALARIES AND WAGES	51,303.60	602,437.22	81	55,494.85	6	673,737.73	74	0.00	904,356.00	230,618.27
5003 FRINGE BENEFITS	0.00	0.00	0	94,956.77	0	94,956.77	0	0.00	0.00	-94,956.77
5010 COMMODITIES	7,485.60	58,168.94	81	4,574.05	6	59,576.45	79	0.00	75,849.35	16,272.90
5020 SERVICES	32,075.67	262,035.85	70	37,198.70	10	277,009.34	74	0.00	372,918.65	95,909.31
TOTAL EXPENDITURES	90,864.87	922,642.01	78	192,224.37	14	1,105,280.29	82	0.00	1,353,124.00	247,843.71
OTHER FINANCING SOURCES (USES)										
TOTAL OTHER FINANCING SOURCES (USES)	0.00	0.00		0.00		0.00		0.00	0.00	0.00
NET CHANGE IN FUND BALANCE	-90,864.87	-919,242.01		-191,024.37		-1,097,418.29		0.00	-1,302,724.00	-205,305.71



FUND DEPT 1080-030 : GENERAL CORPORATE - CIRCUIT CLERK

12/11/2023 1:46:34 PM

PERIOD ENDING 11/30/2023

	ACTUAL LAST YEAR			ACTUAL THIS YEAR				ENCUMBRANCE	BUDGET	UNENCUMBERED BALANCE
	CURRENT MONTH	YEAR TO DATE	%	CURRENT MONTH	%	YEAR TO DATE	%			
REVENUES										
4004 INTERGOVERNMENTAL REVENUE	0.00	6,500.00	100	6,500.00	100	6,500.00	100	0.00	6,500.00	0.00
4007 CHARGES FOR SERVICES	85,558.40	595,603.77	47	75,777.23	13	719,822.54	120	0.00	600,000.00	-119,822.54
4008 INVESTMENT EARNINGS	6,479.08	27,656.83	0	8,820.60	0	87,040.85	0	0.00	0.00	-87,040.85
TOTAL REVENUES	92,037.48	629,760.60	49	91,097.83	15	813,363.39	134	0.00	606,500.00	-206,863.39
EXPENDITURES										
5001 SALARIES AND WAGES	87,415.66	1,018,344.73	81	99,092.47	7	1,046,811.59	75	0.00	1,396,314.00	349,502.41
5003 FRINGE BENEFITS	0.00	0.00	0	195,590.94	0	195,590.94	0	0.00	0.00	-195,590.94
5010 COMMODITIES	813.02	18,273.50	96	1,458.43	7	16,043.10	82	0.00	19,582.50	3,539.40
5020 SERVICES	1,386.80	41,713.90	90	1,442.46	4	19,813.67	60	0.00	32,756.50	12,942.83
TOTAL EXPENDITURES	89,615.48	1,078,332.13	81	297,584.30	21	1,278,259.30	88	0.00	1,448,653.00	170,393.70
OTHER FINANCING SOURCES (USES)										
TOTAL OTHER FINANCING SOURCES (USES)	0.00	0.00		0.00		0.00		0.00	0.00	0.00
NET CHANGE IN FUND BALANCE	2,422.00	-448,571.53		-206,486.47		-464,895.91		0.00	-842,153.00	-377,257.09



FUND DEPT 1080-031 : GENERAL CORPORATE - CIRCUIT COURT

12/11/2023 1:46:34 PM

PERIOD ENDING 11/30/2023

	ACTUAL LAST YEAR			ACTUAL THIS YEAR				ENCUMBRANCE	BUDGET	UNENCUMBERED BALANCE
	CURRENT MONTH	YEAR TO DATE	%	CURRENT MONTH	%	YEAR TO DATE	%			
REVENUES										
4004 INTERGOVERNMENTAL REVENUE	0.00	80,319.60	98	0.00	0	19,016.51	100	0.00	19,016.80	0.29
TOTAL REVENUES	0.00	80,319.60	98	0.00	0	19,016.51	100	0.00	19,016.80	0.29
EXPENDITURES										
5001 SALARIES AND WAGES	51,604.07	568,200.64	87	52,701.68	8	603,351.69	88	0.00	686,371.00	83,019.31
5003 FRINGE BENEFITS	0.00	0.00	0	116,711.20	0	116,711.20	0	0.00	0.00	-116,711.20
5010 COMMODITIES	2,178.85	74,662.47	94	1,004.57	3	24,546.68	75	0.00	32,797.19	8,250.51
5020 SERVICES	38,740.70	426,489.14	96	17,192.75	3	470,109.61	90	0.00	521,394.61	51,285.00
TOTAL EXPENDITURES	92,523.62	1,069,352.25	91	187,610.20	15	1,214,719.18	98	0.00	1,240,562.80	25,843.62
OTHER FINANCING SOURCES (USES)										
TOTAL OTHER FINANCING SOURCES (USES)	0.00	0.00		0.00		0.00		0.00	0.00	0.00
NET CHANGE IN FUND BALANCE	-92,523.62	-989,032.65		-187,610.20		-1,195,702.67		0.00	-1,221,546.00	-25,843.33



FUND DEPT 1080-032 : GENERAL CORPORATE - JURY COMMISSION

12/11/2023 1:46:34 PM

PERIOD ENDING 11/30/2023

	ACTUAL LAST YEAR			ACTUAL THIS YEAR				ENCUMBRANCE	BUDGET	UNENCUMBERED BALANCE
	CURRENT MONTH	YEAR TO DATE	%	CURRENT MONTH	%	YEAR TO DATE	%			
REVENUES										
4007 CHARGES FOR SERVICES	0.00	0.00	0	4,037.50	0	30,518.75	0	0.00	0.00	-30,518.75
TOTAL REVENUES	0.00	0.00	0	4,037.50	0	30,518.75	0	0.00	0.00	-30,518.75
EXPENDITURES										
5001 SALARIES AND WAGES	3,358.98	37,965.12	81	3,509.80	7	39,727.45	81	0.00	48,977.00	9,249.55
5010 COMMODITIES	317.37	3,943.17	46	1,102.73	12	6,540.28	71	0.00	9,225.00	2,684.72
5020 SERVICES	5,942.00	70,714.76	59	15,231.00	10	93,574.01	64	0.00	145,811.00	52,236.99
TOTAL EXPENDITURES	9,618.35	112,623.05	64	19,843.53	10	139,841.74	69	0.00	204,013.00	64,171.26
NET CHANGE IN FUND BALANCE	-9,618.35	-112,623.05		-15,806.03		-109,322.99		0.00	-204,013.00	-94,690.01



FUND DEPT 1080-036 : GENERAL CORPORATE - PUBLIC DEFENDER

12/11/2023 1:46:34 PM

PERIOD ENDING 11/30/2023

	ACTUAL LAST YEAR			ACTUAL THIS YEAR				ENCUMBRANCE	BUDGET	UNENCUMBERED BALANCE
	CURRENT MONTH	YEAR TO DATE	%	CURRENT MONTH	%	YEAR TO DATE	%			
REVENUES										
4004 INTERGOVERNMENTAL REVENUE	28,044.27	92,771.70	84	9,870.84	8	92,573.45	77	0.00	119,593.49	27,020.04
4007 CHARGES FOR SERVICES	2,072.25	16,483.00	30	1,722.99	3	12,237.77	24	0.00	50,000.00	37,762.23
TOTAL REVENUES	30,116.52	109,254.70	66	11,593.83	7	104,811.22	62	0.00	169,593.49	64,782.27
EXPENDITURES										
5001 SALARIES AND WAGES	83,491.67	1,017,136.47	76	116,317.34	8	1,242,623.96	84	0.00	1,473,769.00	231,145.04
5003 FRINGE BENEFITS	0.00	0.00	0	83,719.05	0	83,719.05	0	0.00	0.00	-83,719.05
5010 COMMODITIES	195.01	10,545.68	74	668.55	4	15,599.09	93	0.00	16,852.00	1,252.91
5020 SERVICES	988.23	27,236.30	58	6,222.90	11	48,956.26	86	0.00	56,808.00	7,851.74
8000 CAPITAL OUTLAY	0.00	0.00	0	0.00	0	5,307.25	100	0.00	5,307.49	0.24
TOTAL EXPENDITURES	84,674.91	1,054,918.45	75	206,927.84	13	1,396,205.61	90	0.00	1,552,736.49	156,530.88
NET CHANGE IN FUND BALANCE	-54,558.39	-945,663.75		-195,334.01		-1,291,394.39		0.00	-1,383,143.00	-91,748.61



FUND DEPT 1080-040 : GENERAL CORPORATE - SHERIFF

12/11/2023 1:46:34 PM

PERIOD ENDING 11/30/2023

	ACTUAL LAST YEAR			ACTUAL THIS YEAR				ENCUMBRANCE	BUDGET	UNENCUMBERED BALANCE
	CURRENT MONTH	YEAR TO DATE	%	CURRENT MONTH	%	YEAR TO DATE	%			
REVENUES										
4004 INTERGOVERNMENTAL REVENUE	78,668.88	1,012,700.94	85	94,246.09	8	696,234.19	58	0.00	1,193,131.00	496,896.81
4005 FINES AND FORFEITURES	950.00	18,728.43	62	1,682.67	6	15,642.46	52	0.00	30,000.00	14,357.54
4007 CHARGES FOR SERVICES	11,054.90	129,300.45	67	12,911.32	9	119,630.21	83	0.00	145,000.00	25,369.79
4009 MISCELLANEOUS REVENUES	65.00	87,996.09	98	-48.65	0	170,321.19	115	0.00	147,507.84	-22,813.35
TOTAL REVENUES	90,738.78	1,248,725.91	83	108,791.43	7	1,001,828.05	66	0.00	1,515,638.84	513,810.79
EXPENDITURES										
5001 SALARIES AND WAGES	23,043.31	252,614.95	87	24,077.07	8	274,593.79	89	0.00	307,221.00	32,627.21
5002 LAW ENFORCEMENT SALARIES	361,450.71	3,983,604.34	88	409,731.38	8	4,371,163.13	89	0.00	4,905,398.00	534,234.87
5003 FRINGE BENEFITS	0.00	537.78	93	427,465.23	0	427,465.23	0	0.00	0.00	-427,465.23
5010 COMMODITIES	47,730.38	311,923.28	106	21,564.31	6	346,955.52	93	0.00	374,149.00	27,193.48
5020 SERVICES	34,817.63	1,016,700.58	99	21,940.19	2	1,094,124.27	97	0.00	1,124,159.00	30,034.73
8000 CAPITAL OUTLAY	0.00	317,135.52	88	0.00	0	240,810.00	78	0.00	309,890.84	69,080.84
TOTAL EXPENDITURES	467,042.03	5,882,516.45	91	904,778.18	13	6,755,111.94	96	0.00	7,020,817.84	265,705.90
OTHER FINANCING SOURCES (USES)										
6001 OTHER FINANCING SOURCES	0.00	665.75	0	0.00	0	0.00	0	0.00	0.00	0.00
TOTAL OTHER FINANCING SOURCES (USES)	0.00	665.75		0.00		0.00		0.00	0.00	0.00
NET CHANGE IN FUND BALANCE	-376,303.25	-4,633,124.79		-795,986.75		-5,753,283.89		0.00	-5,505,179.00	248,104.89



FUND DEPT 1080-041 : GENERAL CORPORATE - STATES ATTORNEY

12/11/2023 1:46:34 PM

PERIOD ENDING 11/30/2023

	ACTUAL LAST YEAR			ACTUAL THIS YEAR				ENCUMBRANCE	BUDGET	UNENCUMBERED BALANCE
	CURRENT MONTH	YEAR TO DATE	%	CURRENT MONTH	%	YEAR TO DATE	%			
REVENUES										
4004 INTERGOVERNMENTAL REVENUE	64,787.38	209,586.07	98	16,967.12	8	203,749.63	93	0.00	219,754.00	16,004.37
4005 FINES AND FORFEITURES	51,978.66	478,977.53	79	37,689.84	6	364,957.44	60	0.00	610,000.00	245,042.56
4007 CHARGES FOR SERVICES	6,037.27	56,180.62	66	7,330.00	9	69,157.96	81	0.00	85,000.00	15,842.04
4009 MISCELLANEOUS REVENUES	25.00	25.00	0	0.00	0	1,070.50	0	0.00	0.00	-1,070.50
TOTAL REVENUES	122,828.31	744,769.22	82	61,986.96	7	638,935.53	70	0.00	914,754.00	275,818.47
EXPENDITURES										
5001 SALARIES AND WAGES	183,449.84	2,124,397.21	88	198,645.89	8	2,197,453.61	86	0.00	2,553,942.00	356,488.39
5003 FRINGE BENEFITS	0.00	0.00	0	309,144.12	0	309,144.12	0	0.00	0.00	-309,144.12
5010 COMMODITIES	7,655.59	41,222.69	86	1,490.87	3	44,741.89	78	0.00	57,016.51	12,274.62
5020 SERVICES	13,256.68	115,804.17	89	8,908.01	7	125,499.51	94	0.00	133,683.49	8,183.98
TOTAL EXPENDITURES	204,362.11	2,281,424.07	88	518,188.89	19	2,676,839.13	98	0.00	2,744,642.00	67,802.87
OTHER FINANCING SOURCES (USES)										
TOTAL OTHER FINANCING SOURCES (USES)	0.00	0.00		0.00		0.00		0.00	0.00	0.00
NET CHANGE IN FUND BALANCE	-81,533.80	-1,536,654.85		-456,201.93		-2,037,903.60		0.00	-1,829,888.00	208,015.60



FUND DEPT 1080-042 : GENERAL CORPORATE - CORONER

12/11/2023 1:46:34 PM

PERIOD ENDING 11/30/2023

	ACTUAL LAST YEAR			ACTUAL THIS YEAR				ENCUMBRANCE	BUDGET	UNENCUMBERED BALANCE
	CURRENT MONTH	YEAR TO DATE	%	CURRENT MONTH	%	YEAR TO DATE	%			
REVENUES										
4004 INTERGOVERNMENTAL REVENUE	0.00	11,630.00	103	6,500.00	38	14,995.00	88	0.00	17,130.00	2,135.00
4007 CHARGES FOR SERVICES	8,775.07	76,106.87	131	8,280.00	13	93,056.83	143	0.00	65,000.00	-28,056.83
4009 MISCELLANEOUS REVENUES	0.00	5,598.53	0	0.00	0	10,372.74	225	0.00	4,600.00	-5,772.74
TOTAL REVENUES	8,775.07	93,335.40	135	14,780.00	17	118,424.57	137	0.00	86,730.00	-31,694.57
EXPENDITURES										
5001 SALARIES AND WAGES	37,950.23	431,657.34	83	47,291.78	9	441,260.77	83	0.00	533,489.00	92,228.23
5003 FRINGE BENEFITS	0.00	249.00	21	32,101.76	267 5	32,101.76	267 5	0.00	1,200.00	-30,901.76
5010 COMMODITIES	247.53	13,469.88	52	544.28	2	21,952.68	66	0.00	33,200.00	11,247.32
5020 SERVICES	20,372.94	174,167.72	88	19,622.00	9	176,039.71	84	0.00	209,388.00	33,348.29
TOTAL EXPENDITURES	58,570.70	619,543.94	83	99,559.82	13	671,354.92	86	0.00	777,277.00	105,922.08
NET CHANGE IN FUND BALANCE	-49,795.63	-526,208.54		-84,779.82		-552,930.35		0.00	-690,547.00	-137,616.65



FUND DEPT 1080-043 : GENERAL CORPORATE - EMERGENCY MGMT AGCY (EMA)

12/11/2023 1:46:34 PM

PERIOD ENDING 11/30/2023

	ACTUAL LAST YEAR			ACTUAL THIS YEAR				ENCUMBRANCE	BUDGET	UNENCUMBERED BALANCE
	CURRENT MONTH	YEAR TO DATE	%	CURRENT MONTH	%	YEAR TO DATE	%			
REVENUES										
4004 INTERGOVERNMENTAL REVENUE	0.00	47,746.18	79	60,133.04	93	60,133.04	93	0.00	65,000.00	4,866.96
4009 MISCELLANEOUS REVENUES	0.00	840.00	0	75.00	0	75.00	0	0.00	0.00	-75.00
TOTAL REVENUES	0.00	48,586.18	80	60,208.04	93	60,208.04	93	0.00	65,000.00	4,791.96
EXPENDITURES										
5001 SALARIES AND WAGES	10,365.20	116,608.49	86	10,884.00	8	113,799.02	80	0.00	142,188.00	28,388.98
5003 FRINGE BENEFITS	0.00	0.00	0	933.46	0	933.46	0	0.00	0.00	-933.46
5010 COMMODITIES	730.40	6,052.66	80	208.71	5	2,785.61	70	0.00	3,956.60	1,170.99
5020 SERVICES	2,933.46	17,809.80	71	1,742.08	6	19,444.58	64	0.00	30,280.40	10,835.82
TOTAL EXPENDITURES	14,029.06	140,470.95	84	13,768.25	8	136,962.67	78	0.00	176,425.00	39,462.33
NET CHANGE IN FUND BALANCE	-14,029.06	-91,884.77		46,439.79		-76,754.63		0.00	-111,425.00	-34,670.37



FUND DEPT 1080-051 : GENERAL CORPORATE - JUVENILE DETENTION CENTER

12/11/2023 1:46:34 PM

PERIOD ENDING 11/30/2023

	ACTUAL LAST YEAR			ACTUAL THIS YEAR				ENCUMBRANCE	BUDGET	UNENCUMBERED BALANCE
	CURRENT MONTH	YEAR TO DATE	%	CURRENT MONTH	%	YEAR TO DATE	%			
REVENUES										
4004 INTERGOVERNMENTAL REVENUE	95,716.16	830,134.39	57	227,871.31	15	1,087,411.69	70	0.00	1,557,508.00	470,096.31
4007 CHARGES FOR SERVICES	0.00	0.00	0	1,280.00	0	1,280.00	0	0.00	0.00	-1,280.00
4009 MISCELLANEOUS REVENUES	0.00	2,860.61	0	0.00	0	30.12	0	0.00	0.00	-30.12
TOTAL REVENUES	95,716.16	832,995.00	57	229,151.31	15	1,088,721.81	70	0.00	1,557,508.00	468,786.19
EXPENDITURES										
5001 SALARIES AND WAGES	94,672.05	1,011,003.88	73	118,975.07	8	1,256,862.86	82	0.00	1,540,145.86	283,283.00
5003 FRINGE BENEFITS	0.00	0.00	0	156,043.40	0	156,043.40	0	0.00	0.00	-156,043.40
5010 COMMODITIES	2,219.20	25,205.85	66	8,251.29	10	71,819.99	90	0.00	80,011.00	8,191.01
5020 SERVICES	39,294.97	307,385.91	75	68.60	0	221,669.92	71	0.00	314,110.00	92,440.08
TOTAL EXPENDITURES	136,186.22	1,343,595.64	73	283,338.36	15	1,706,396.17	88	0.00	1,934,266.86	227,870.69
OTHER FINANCING SOURCES (USES)										
TOTAL OTHER FINANCING SOURCES (USES)	0.00	0.00		0.00		0.00		0.00	0.00	0.00
NET CHANGE IN FUND BALANCE	-40,470.06	-510,600.64		-54,187.05		-617,674.36		0.00	-376,758.86	240,915.50



FUND DEPT 1080-052 : GENERAL CORPORATE - COURT SERVICES -PROBATION

12/11/2023 1:46:34 PM

PERIOD ENDING 11/30/2023

	ACTUAL LAST YEAR			ACTUAL THIS YEAR				ENCUMBRANCE	BUDGET	UNENCUMBERED BALANCE
	CURRENT MONTH	YEAR TO DATE	%	CURRENT MONTH	%	YEAR TO DATE	%			
REVENUES										
4004 INTERGOVERNMENTAL REVENUE	71,781.69	666,681.47	71	171,105.90	17	849,831.85	86	0.00	988,271.00	138,439.15
TOTAL REVENUES	71,781.69	666,681.47	71	171,105.90	17	849,831.85	86	0.00	988,271.00	138,439.15
EXPENDITURES										
5001 SALARIES AND WAGES	132,823.58	1,427,544.70	84	134,367.66	7	1,619,153.76	87	0.00	1,862,861.14	243,707.38
5003 FRINGE BENEFITS	0.00	0.00	0	234,612.04	0	234,612.04	0	0.00	0.00	-234,612.04
5010 COMMODITIES	756.98	11,517.16	67	952.54	5	9,982.20	55	0.00	18,255.00	8,272.80
5020 SERVICES	695.93	5,484.01	55	219.47	2	4,226.21	43	0.00	9,800.00	5,573.79
TOTAL EXPENDITURES	134,276.49	1,444,545.87	84	370,151.71	20	1,867,974.21	99	0.00	1,890,916.14	22,941.93
OTHER FINANCING SOURCES (USES)										
TOTAL OTHER FINANCING SOURCES (USES)	0.00	0.00		0.00		0.00		0.00	0.00	0.00
NET CHANGE IN FUND BALANCE	-62,494.80	-777,864.40		-199,045.81		-1,018,142.36		0.00	-902,645.14	115,497.22



FUND DEPT 1080-057 : GENERAL CORPORATE - DEPUTY SHERIFF MERIT COMM

12/11/2023 1:46:34 PM

PERIOD ENDING 11/30/2023

	ACTUAL LAST YEAR			ACTUAL THIS YEAR				ENCUMBRANCE	BUDGET	UNENCUMBERED BALANCE
	CURRENT MONTH	YEAR TO DATE	%	CURRENT MONTH	%	YEAR TO DATE	%			
REVENUES										
4009 MISCELLANEOUS REVENUES	0.00	2,880.00	0	0.00	0	0.00	0	0.00	0.00	0.00
TOTAL REVENUES	0.00	2,880.00	0	0.00	0	0.00	0	0.00	0.00	0.00
EXPENDITURES										
5001 SALARIES AND WAGES	0.00	225.00	24	0.00	0	135.00	14	0.00	950.00	815.00
5020 SERVICES	7,549.00	31,814.06	104	4,911.61	13	36,856.11	100	0.00	36,950.68	94.57
TOTAL EXPENDITURES	7,549.00	32,039.06	101	4,911.61	13	36,991.11	98	0.00	37,900.68	909.57
NET CHANGE IN FUND BALANCE	-7,549.00	-29,159.06		-4,911.61		-36,991.11		0.00	-37,900.68	-909.57



FUND DEPT 1080-059 : GENERAL CORPORATE - FACILITIES PLANNING

12/11/2023 1:46:34 PM

PERIOD ENDING 11/30/2023

	ACTUAL LAST YEAR			ACTUAL THIS YEAR				ENCUMBRANCE	BUDGET	UNENCUMBERED BALANCE
	CURRENT MONTH	YEAR TO DATE	%	CURRENT MONTH	%	YEAR TO DATE	%			
EXPENDITURES										
TOTAL EXPENDITURES	0.00	0.00	0	0.00	0	0.00	0	0.00	0.00	0.00
NET CHANGE IN FUND BALANCE	0.00	0.00		0.00		0.00		0.00	0.00	0.00



FUND DEPT 1080-060 : GENERAL CORPORATE - HIGHWAY

12/11/2023 1:46:34 PM


PERIOD ENDING 11/30/2023

	ACTUAL LAST YEAR			ACTUAL THIS YEAR				ENCUMBRANCE	BUDGET	UNENCUMBERED BALANCE
	CURRENT MONTH	YEAR TO DATE	%	CURRENT MONTH	%	YEAR TO DATE	%			
EXPENDITURES										
TOTAL EXPENDITURES	0.00	0.00	0	0.00	0	0.00	0	0.00	0.00	0.00
NET CHANGE IN FUND BALANCE	0.00	0.00		0.00		0.00		0.00	0.00	0.00



PERIOD ENDING 11/30/2023

	ACTUAL LAST YEAR			ACTUAL THIS YEAR				ENCUMBRANCE	BUDGET	UNENCUMBERED BALANCE
	CURRENT MONTH	YEAR TO DATE	%	CURRENT MONTH	%	YEAR TO DATE	%			
REVENUES										
4007 CHARGES FOR SERVICES	12,838.80	26,336.64	45	0.00	0	24,985.63	42	0.00	59,000.00	34,014.37
4009 MISCELLANEOUS REVENUES	-1.07	14,512.54	43	0.00	0	6,428.41	0	0.00	0.00	-6,428.41
4010 RENTS AND ROYALTIES	18,494.35	768,544.31	86	9,399.77	1	816,115.21	99	0.00	824,084.00	7,968.79
TOTAL REVENUES	31,332.08	809,393.49	82	9,399.77	1	847,529.25	96	0.00	883,084.00	35,554.75
EXPENDITURES										
5001 SALARIES AND WAGES	79,764.68	904,167.27	85	85,061.36	8	933,907.33	84	0.00	1,114,032.00	180,124.67
5003 FRINGE BENEFITS	0.00	0.00	0	151,249.31	0	151,249.31	0	0.00	0.00	-151,249.31
5010 COMMODITIES	14,294.57	125,312.09	88	6,805.05	4	123,273.51	79	0.00	156,445.09	33,171.58
5020 SERVICES	90,790.44	759,521.77	44	28,110.55	3	734,464.73	71	0.00	1,036,014.91	301,550.18
5050 INTEREST AND FISCAL CHARGES	0.00	4,637.50	3	0.00	0	3,106.25	2	0.00	181,263.00	178,156.75
8000 CAPITAL OUTLAY	0.00	0.00	0	0.00	0	450,010.00	100	0.00	450,010.00	0.00
TOTAL EXPENDITURES	184,849.69	1,793,638.63	58	271,226.27	9	2,396,011.13	82	0.00	2,937,765.00	541,753.87
OTHER FINANCING SOURCES (USES)										
7001 OTHER FINANCING USES	0.00	0.00	0	0.00	0	0.00	0	0.00	-1,559,990.00	-1,559,990.00
TOTAL OTHER FINANCING SOURCES (USES)	0.00	0.00		0.00		0.00		0.00	-1,559,990.00	-1,559,990.00
NET CHANGE IN FUND BALANCE	-153,517.61	-984,245.14		-261,826.50		-1,548,481.88		0.00	-3,614,671.00	-2,066,189.12



FUND DEPT 1080-072 : GENERAL CORPORATE - ADA COMPLIANCE

12/11/2023 1:46:34 PM

PERIOD ENDING 11/30/2023

	ACTUAL LAST YEAR			ACTUAL THIS YEAR				ENCUMBRANCE	BUDGET	UNENCUMBERED BALANCE
	CURRENT MONTH	YEAR TO DATE	%	CURRENT MONTH	%	YEAR TO DATE	%			
EXPENDITURES										
TOTAL EXPENDITURES	0.00	0.00	0	0.00	0	0.00	0	0.00	0.00	0.00
NET CHANGE IN FUND BALANCE	0.00	0.00		0.00		0.00		0.00	0.00	0.00



FUND DEPT 1080-075 : GENERAL CORPORATE - GENERAL COUNTY

12/11/2023 1:46:34 PM

PERIOD ENDING 11/30/2023

	ACTUAL LAST YEAR			ACTUAL THIS YEAR				ENCUMBRANCE	BUDGET	UNENCUMBERED BALANCE
	CURRENT MONTH	YEAR TO DATE	%	CURRENT MONTH	%	YEAR TO DATE	%			
REVENUES										
4001 PROPERTY TAX	-0.01	12,637,051.79	95	861,740.02	5	16,330,257.87	98	0.00	16,618,524.00	288,266.13
4002 LOCAL SALES TAX	5,198.90	19,292.77	34	2,604.84	8	21,292.98	63	0.00	34,000.00	12,707.02
4003 OTHER TAXES	4,422.39	34,391.00	344	5,161.83	15	41,186.93	118	0.00	35,000.00	-6,186.93
4004 INTERGOVERNMENTAL REVENUE	3,327,491.36	15,306,323.95	100	1,349,702.05	8	13,988,022.70	81	0.00	17,352,201.00	3,364,178.30
4007 CHARGES FOR SERVICES	17,420.00	20,160.00	67	0.00	0	-21,480.00	-72	0.00	30,000.00	51,480.00
4008 INVESTMENT EARNINGS	54,493.31	245,050.16	245 1	-173,746.29	-434	131,518.63	329	0.00	40,000.00	-91,518.63
4009 MISCELLANEOUS REVENUES	-800.00	1,255.38	0	671,626.12	0	1,350,153.27	0	0.00	0.00	-1,350,153.27
TOTAL REVENUES	3,408,225.95	28,263,525.05	98	2,717,088.57	8	31,840,952.38	93	0.00	34,109,725.00	2,268,772.62
EXPENDITURES										
5003 FRINGE BENEFITS	233,127.46	2,462,878.44	75	-2,197,287.53	-59	4,129.35	0	0.00	3,702,654.00	3,698,524.65
5009 GEN GOV - FINANCIAL ADMIN	0.00	0.00	0	0.00	0	0.00	0	0.00	-487,000.00	-487,000.00
5020 SERVICES	7,290.52	303,377.25	72	4,712.00	2	181,824.94	71	32,000.00	254,920.00	41,095.06
5050 INTEREST AND FISCAL CHARGES	750.00	750.00	50	0.00	0	0.00	0	0.00	1,250.00	1,250.00
TOTAL EXPENDITURES	241,167.98	2,767,005.69	74	-2,192,575.53	-63	185,954.29	5	32,000.00	3,471,824.00	3,253,869.71
OTHER FINANCING SOURCES (USES)										
6001 OTHER FINANCING SOURCES	4,528.63	4,528.63	4	0.00	0	0.00	0	0.00	109,702.00	109,702.00
7001 OTHER FINANCING USES	0.00	0.00	0	0.00	0	0.00	0	0.00	-2,091,363.00	-2,091,363.00
TOTAL OTHER FINANCING SOURCES (USES)	4,528.63	4,528.63		0.00		0.00		0.00	-1,981,661.00	-1,981,661.00
NET CHANGE IN FUND BALANCE	3,171,586.60	25,501,047.99		4,909,664.10		31,654,998.09		-32,000.00	28,656,240.00	-2,966,758.09



FUND DEPT 1080-077 : GENERAL CORPORATE - ZONING AND ENFORCE (P&Z)

12/11/2023 1:46:34 PM

PERIOD ENDING 11/30/2023

	ACTUAL LAST YEAR			ACTUAL THIS YEAR				ENCUMBRANCE	BUDGET	UNENCUMBERED BALANCE
	CURRENT MONTH	YEAR TO DATE	%	CURRENT MONTH	%	YEAR TO DATE	%			
REVENUES										
4006 LICENSES AND PERMITS	2,671.00	44,305.00	20	3,521.00	2	73,483.50	34	0.00	217,006.00	143,522.50
4007 CHARGES FOR SERVICES	-680.00	14,562.00	114	960.00	11	42,925.00	507	0.00	8,461.00	-34,464.00
TOTAL REVENUES	1,991.00	58,867.00	25	4,481.00	2	116,408.50	52	0.00	225,467.00	109,058.50
EXPENDITURES										
5001 SALARIES AND WAGES	27,238.32	345,540.45	68	27,961.88	6	313,392.39	62	0.00	505,745.00	192,352.61
5003 FRINGE BENEFITS	0.00	0.00	0	44,423.51	0	44,423.51	0	0.00	0.00	-44,423.51
5010 COMMODITIES	204.92	3,776.76	74	179.31	4	3,582.97	77	0.00	4,625.00	1,042.03
5020 SERVICES	1,218.47	14,179.02	69	979.09	5	11,381.28	54	0.00	21,227.00	9,845.72
TOTAL EXPENDITURES	28,661.71	363,496.23	68	73,543.79	14	372,780.15	70	0.00	531,597.00	158,816.85
NET CHANGE IN FUND BALANCE	-26,670.71	-304,629.23		-69,062.79		-256,371.65		0.00	-306,130.00	-49,758.35



FUND DEPT 1080-124 : GENERAL CORPORATE - REGIONAL OFFICE EDUCATION

12/11/2023 1:46:34 PM

PERIOD ENDING 11/30/2023

	ACTUAL LAST YEAR			ACTUAL THIS YEAR				ENCUMBRANCE	BUDGET	UNENCUMBERED BALANCE
	CURRENT MONTH	YEAR TO DATE	%	CURRENT MONTH	%	YEAR TO DATE	%			
EXPENDITURES										
5020 SERVICES	39,036.98	234,222.00	100	40,136.71	17	240,820.31	100	0.00	240,821.00	0.69
TOTAL EXPENDITURES	39,036.98	234,222.00	100	40,136.71	17	240,820.31	100	0.00	240,821.00	0.69
NET CHANGE IN FUND BALANCE	-39,036.98	-234,222.00		-40,136.71		-240,820.31		0.00	-240,821.00	-0.69



PERIOD ENDING 11/30/2023

	ACTUAL LAST YEAR			ACTUAL THIS YEAR				ENCUMBRANCE	BUDGET	UNENCUMBERED BALANCE
	CURRENT MONTH	YEAR TO DATE	%	CURRENT MONTH	%	YEAR TO DATE	%			
REVENUES										
4009 MISCELLANEOUS REVENUES	0.00	0.00	0	0.00	0	5,500.00	100	0.00	5,500.00	0.00
TOTAL REVENUES	0.00	0.00	0	0.00	0	5,500.00	100	0.00	5,500.00	0.00
EXPENDITURES										
5001 SALARIES AND WAGES	3,680.64	41,177.16	85	3,074.56	5	49,708.06	87	0.00	56,959.00	7,250.94
5003 FRINGE BENEFITS	0.00	0.00	0	1,575.00	0	1,575.00	0	0.00	0.00	-1,575.00
5010 COMMODITIES	0.00	0.00	0	0.00	0	60.27	100	0.00	60.27	0.00
5020 SERVICES	4,015.00	69,820.77	79	5,339.00	6	71,998.72	83	0.00	87,138.73	15,140.01
TOTAL EXPENDITURES	7,695.64	110,997.93	81	9,988.56	7	123,342.05	86	0.00	144,158.00	20,815.95
NET CHANGE IN FUND BALANCE	-7,695.64	-110,997.93		-9,988.56		-117,842.05		0.00	-138,658.00	-20,815.95



FUND DEPT 1080-130 : GENERAL CORPORATE - CIRC CLK SUPPORT ENFORCE

12/11/2023 1:46:34 PM

PERIOD ENDING 11/30/2023

	ACTUAL LAST YEAR			ACTUAL THIS YEAR				ENCUMBRANCE	BUDGET	UNENCUMBERED BALANCE
	CURRENT MONTH	YEAR TO DATE	%	CURRENT MONTH	%	YEAR TO DATE	%			
REVENUES										
4004 INTERGOVERNMENTAL REVENUE	0.00	9,597.00	74	3,549.00	30	14,763.00	123	0.00	12,000.00	-2,763.00
TOTAL REVENUES	0.00	9,597.00	74	3,549.00	30	14,763.00	123	0.00	12,000.00	-2,763.00
EXPENDITURES										
5001 SALARIES AND WAGES	0.00	0.00	0	0.00	0	0.00	0	0.00	12,000.00	12,000.00
TOTAL EXPENDITURES	0.00	0.00	0	0.00	0	0.00	0	0.00	12,000.00	12,000.00
OTHER FINANCING SOURCES (USES)										
TOTAL OTHER FINANCING SOURCES (USES)	0.00	0.00		0.00		0.00		0.00	0.00	0.00
NET CHANGE IN FUND BALANCE	0.00	9,597.00		3,549.00		14,763.00		0.00	0.00	-14,763.00



FUND DEPT 1080-140 : GENERAL CORPORATE - CORRECTIONAL CENTER

12/11/2023 1:46:34 PM

PERIOD ENDING 11/30/2023

	ACTUAL LAST YEAR			ACTUAL THIS YEAR				ENCUMBRANCE	BUDGET	UNENCUMBERED BALANCE
	CURRENT MONTH	YEAR TO DATE	%	CURRENT MONTH	%	YEAR TO DATE	%			
REVENUES										
4004 INTERGOVERNMENTAL REVENUE	41,405.20	362,343.05	108	1,889.30	2	55,191.55	57	0.00	96,340.00	41,148.45
4007 CHARGES FOR SERVICES	31,111.28	315,427.16	75	25,480.68	7	305,152.38	87	0.00	350,000.00	44,847.62
4009 MISCELLANEOUS REVENUES	10,949.60	60,968.13	271	17,544.69	33	55,086.31	104	0.00	53,000.00	-2,086.31
TOTAL REVENUES	83,466.08	738,738.34	95	44,914.67	9	415,430.24	83	0.00	499,340.00	83,909.76
EXPENDITURES										
5001 SALARIES AND WAGES	227,593.42	2,705,941.81	85	254,766.06	6	3,099,187.39	78	0.00	3,991,057.00	891,869.61
5002 LAW ENFORCEMENT SALARIES	106,729.95	1,522,802.74	73	101,422.28	6	1,190,186.99	75	0.00	1,577,371.00	387,184.01
5003 FRINGE BENEFITS	0.00	572.20	89	498,063.78	0	498,063.78	0	0.00	0.00	-498,063.78
5010 COMMODITIES	24,360.42	249,740.06	95	62,806.71	9	665,995.76	94	0.00	709,075.49	43,079.73
5020 SERVICES	454,934.67	3,503,068.99	90	289,521.88	7	4,067,335.54	98	0.00	4,170,208.84	102,873.30
8000 CAPITAL OUTLAY	0.00	0.00	0	0.00	0	5,148.99	100	0.00	5,148.99	0.00
TOTAL EXPENDITURES	813,618.46	7,982,125.80	84	1,206,580.71	12	9,525,918.45	91	0.00	10,452,861.32	926,942.87
OTHER FINANCING SOURCES (USES)										
6001 OTHER FINANCING SOURCES	0.00	10.00	0	0.00	0	0.00	0	0.00	1,419,251.00	1,419,251.00
TOTAL OTHER FINANCING SOURCES (USES)	0.00	10.00		0.00		0.00		0.00	1,419,251.00	1,419,251.00
NET CHANGE IN FUND BALANCE	-730,152.38	-7,243,377.46		-1,161,666.04		-9,110,488.21		0.00	-8,534,270.32	576,217.89



FUND DEPT 1080-141 : GENERAL CORPORATE - STS ATTY SUPPORT ENFORCE

12/11/2023 1:46:34 PM

PERIOD ENDING 11/30/2023

	ACTUAL LAST YEAR			ACTUAL THIS YEAR				ENCUMBRANCE	BUDGET	UNENCUMBERED BALANCE
	CURRENT MONTH	YEAR TO DATE	%	CURRENT MONTH	%	YEAR TO DATE	%			
REVENUES										
4004 INTERGOVERNMENTAL REVENUE	25,601.30	188,600.52	58	46,624.28	14	325,866.93	98	0.00	331,315.00	5,448.07
TOTAL REVENUES	25,601.30	188,600.52	58	46,624.28	14	325,866.93	98	0.00	331,315.00	5,448.07
EXPENDITURES										
5001 SALARIES AND WAGES	17,327.19	207,267.76	88	19,699.79	7	198,431.29	75	0.00	265,812.00	67,380.71
5003 FRINGE BENEFITS	5,244.59	66,854.32	75	9,994.08	11	62,223.66	69	0.00	90,244.00	28,020.34
5010 COMMODITIES	198.26	2,660.02	57	53.06	1	1,317.34	22	0.00	6,043.30	4,725.96
5020 SERVICES	41.47	5,944.15	18	385.00	1	5,837.04	18	0.00	32,956.70	27,119.66
TOTAL EXPENDITURES	22,811.51	282,726.25	78	30,131.93	8	267,809.33	68	0.00	395,056.00	127,246.67
NET CHANGE IN FUND BALANCE	2,789.79	-94,125.73		16,492.35		58,057.60		0.00	-63,741.00	-121,798.60




FUND DEPT 2060-100 : RPC - POLICE TRAINING - REGIONAL PLANNING COMMISSION

12/11/2023 1:46:34 PM

PERIOD ENDING 11/30/2023

	ACTUAL LAST YEAR			ACTUAL THIS YEAR				ENCUMBRANCE	BUDGET	UNENCUMBERED BALANCE
	CURRENT MONTH	YEAR TO DATE	%	CURRENT MONTH	%	YEAR TO DATE	%			
REVENUES										
4004 INTERGOVERNMENTAL REVENUE	0.00	0.00	0	0.00	0	114,689.17	54	0.00	213,666.00	98,976.83
4007 CHARGES FOR SERVICES	0.00	0.00	0	0.00	0	0.00	0	0.00	5,000.00	5,000.00
TOTAL REVENUES	0.00	0.00	0	0.00	0	114,689.17	52	0.00	218,666.00	103,976.83
EXPENDITURES										
5001 SALARIES AND WAGES	0.00	0.00	0	10,726.60	18	47,604.76	80	0.00	59,186.00	11,581.24
5003 FRINGE BENEFITS	0.00	0.00	0	3,374.80	24	10,282.64	72	0.00	14,332.00	4,049.36
5010 COMMODITIES	0.00	0.00	0	492.00	5	615.87	6	0.00	10,800.00	10,184.13
5020 SERVICES	0.00	0.00	0	44,454.32	33	89,469.32	66	0.00	136,525.00	47,055.68
TOTAL EXPENDITURES	0.00	0.00	0	59,047.72	27	147,972.59	67	0.00	220,843.00	72,870.41
OTHER FINANCING SOURCES (USES)										
6001 OTHER FINANCING SOURCES	0.00	0.00	0	0.00	0	22,937.83	66	0.00	35,000.00	12,062.17
7001 OTHER FINANCING USES	0.00	0.00	0	0.00	0	0.00	0	0.00	-32,823.00	-32,823.00
TOTAL OTHER FINANCING SOURCES (USES)	0.00	0.00		0.00		22,937.83		0.00	2,177.00	-20,760.83
NET CHANGE IN FUND BALANCE	0.00	0.00		-59,047.72		-10,345.59		0.00	0.00	10,345.59



PERIOD ENDING 11/30/2023

	ACTUAL LAST YEAR			ACTUAL THIS YEAR				ENCUMBRANCE	BUDGET	UNENCUMBERED BALANCE
	CURRENT MONTH	YEAR TO DATE	%	CURRENT MONTH	%	YEAR TO DATE	%			
REVENUES										
4004 INTERGOVERNMENTAL REVENUE	3,978,338.50	20,240,999.53	71	2,190,309.92	7	17,145,619.57	56	0.00	30,876,404.00	13,730,784.43
4007 CHARGES FOR SERVICES	53,693.42	1,123,050.05	58	156,620.61	8	1,609,214.74	84	0.00	1,921,700.00	312,485.26
4008 INVESTMENT EARNINGS	7,731.56	29,747.51	0	21,283.74	417	88,185.45	1729	0.00	5,100.00	-83,085.45
4009 MISCELLANEOUS REVENUES	0.00	64,498.00	70	0.00	0	43,230.26	50	0.00	86,500.00	43,269.74
TOTAL REVENUES	4,039,763.48	21,458,295.09	70	2,368,214.27	7	18,886,250.02	57	0.00	32,889,704.00	14,003,453.98
EXPENDITURES										
5001 SALARIES AND WAGES	453,861.01	5,197,967.04	72	347,232.14	4	4,770,239.11	60	0.00	7,994,882.74	3,224,643.63
5003 FRINGE BENEFITS	151,484.46	1,377,868.63	79	152,669.28	8	1,239,862.92	69	0.00	1,809,445.00	569,582.08
5010 COMMODITIES	10,237.42	322,932.80	51	10,296.88	2	168,748.50	28	0.00	609,515.00	440,766.50
5020 SERVICES	2,201,072.89	15,089,570.61	74	1,487,142.80	7	13,380,219.03	61	0.00	21,891,811.85	8,511,592.82
8000 CAPITAL OUTLAY	163,475.00	236,639.44	48	0.00	0	27,063.26	10	49,640.46	275,000.00	198,296.28
TOTAL EXPENDITURES	2,980,130.78	22,224,978.52	73	1,997,341.10	6	19,586,132.82	60	49,640.46	32,580,654.59	12,944,881.31
OTHER FINANCING SOURCES (USES)										
6001 OTHER FINANCING SOURCES	35,731.67	210,801.04	53	20,471.08	5	385,729.13	102	0.00	378,693.00	-7,036.13
7001 OTHER FINANCING USES	-35,269.51	-183,217.44	53	-8,591.66	2	-378,689.23	78	0.00	-483,086.41	-104,397.18
TOTAL OTHER FINANCING SOURCES (USES)	462.16	27,583.60		11,879.42		7,039.90		0.00	-104,393.41	-111,433.31
NET CHANGE IN FUND BALANCE	1,060,094.86	-739,099.83		382,752.59		-692,842.90		-49,640.46	204,656.00	947,139.36



FUND DEPT 2076-010 : TORT IMMUNITY TAX FUND - COUNTY BOARD

12/11/2023 1:46:34 PM

PERIOD ENDING 11/30/2023

	ACTUAL LAST YEAR			ACTUAL THIS YEAR				ENCUMBRANCE	BUDGET	UNENCUMBERED BALANCE
	CURRENT MONTH	YEAR TO DATE	%	CURRENT MONTH	%	YEAR TO DATE	%			
EXPENDITURES										
5003 FRINGE BENEFITS	0.00	0.00	0	211.07	0	211.07	0	0.00	0.00	-211.07
TOTAL EXPENDITURES	0.00	0.00	0	211.07	0	211.07	0	0.00	0.00	-211.07
NET CHANGE IN FUND BALANCE	0.00	0.00		-211.07		-211.07		0.00	0.00	211.07




FUND DEPT 2076-011 : TORT IMMUNITY TAX FUND - SOLID WASTE MGMT

12/11/2023 1:46:34 PM

PERIOD ENDING 11/30/2023

	ACTUAL LAST YEAR			ACTUAL THIS YEAR				ENCUMBRANCE	BUDGET	UNENCUMBERED BALANCE
	CURRENT MONTH	YEAR TO DATE	%	CURRENT MONTH	%	YEAR TO DATE	%			
EXPENDITURES										
TOTAL EXPENDITURES	<i>0.00</i>	<i>0.00</i>	<i>0</i>	<i>0.00</i>	<i>0</i>	<i>0.00</i>	<i>0</i>	<i>0.00</i>	<i>0.00</i>	<i>0.00</i>
NET CHANGE IN FUND BALANCE	0.00	0.00		0.00		0.00		0.00	0.00	0.00



PERIOD ENDING 11/30/2023

	ACTUAL LAST YEAR			ACTUAL THIS YEAR				ENCUMBRANCE	BUDGET	UNENCUMBERED BALANCE
	CURRENT MONTH	YEAR TO DATE	%	CURRENT MONTH	%	YEAR TO DATE	%			
EXPENDITURES										
5003 FRINGE BENEFITS	0.00	0.00	0	5,475.34	0	5,475.34	0	0.00	0.00	-5,475.34
TOTAL EXPENDITURES	0.00	0.00	0	5,475.34	0	5,475.34	0	0.00	0.00	-5,475.34
NET CHANGE IN FUND BALANCE	0.00	0.00		-5,475.34		-5,475.34		0.00	0.00	5,475.34




FUND DEPT 2076-020 : TORT IMMUNITY TAX FUND - AUDITOR

12/11/2023 1:46:34 PM

PERIOD ENDING 11/30/2023

	ACTUAL LAST YEAR			ACTUAL THIS YEAR				ENCUMBRANCE	BUDGET	UNENCUMBERED BALANCE
	CURRENT MONTH	YEAR TO DATE	%	CURRENT MONTH	%	YEAR TO DATE	%			
EXPENDITURES										
5003 FRINGE BENEFITS	0.00	0.00	0	3,049.16	0	3,049.16	0	0.00	0.00	-3,049.16
TOTAL EXPENDITURES	0.00	0.00	0	3,049.16	0	3,049.16	0	0.00	0.00	-3,049.16
NET CHANGE IN FUND BALANCE	0.00	0.00		-3,049.16		-3,049.16		0.00	0.00	3,049.16



FUND DEPT 2076-021 : TORT IMMUNITY TAX FUND - BOARD OF REVIEW

12/11/2023 1:46:34 PM

PERIOD ENDING 11/30/2023

	ACTUAL LAST YEAR			ACTUAL THIS YEAR				ENCUMBRANCE	BUDGET	UNENCUMBERED BALANCE
	CURRENT MONTH	YEAR TO DATE	%	CURRENT MONTH	%	YEAR TO DATE	%			
EXPENDITURES										
5003 FRINGE BENEFITS	0.00	0.00	0	1,323.59	0	1,323.59	0	0.00	0.00	-1,323.59
TOTAL EXPENDITURES	0.00	0.00	0	1,323.59	0	1,323.59	0	0.00	0.00	-1,323.59
NET CHANGE IN FUND BALANCE	0.00	0.00		-1,323.59		-1,323.59		0.00	0.00	1,323.59



FUND DEPT 2076-022 : TORT IMMUNITY TAX FUND - COUNTY CLERK

12/11/2023 1:46:34 PM

PERIOD ENDING 11/30/2023

	ACTUAL LAST YEAR			ACTUAL THIS YEAR				ENCUMBRANCE	BUDGET	UNENCUMBERED BALANCE
	CURRENT MONTH	YEAR TO DATE	%	CURRENT MONTH	%	YEAR TO DATE	%			
EXPENDITURES										
5003 FRINGE BENEFITS	0.00	0.00	0	8,631.65	0	8,631.65	0	0.00	0.00	-8,631.65
TOTAL EXPENDITURES	0.00	0.00	0	8,631.65	0	8,631.65	0	0.00	0.00	-8,631.65
NET CHANGE IN FUND BALANCE	0.00	0.00		-8,631.65		-8,631.65		0.00	0.00	8,631.65



FUND DEPT 2076-023 : TORT IMMUNITY TAX FUND - RECORDER

12/11/2023 1:46:34 PM

PERIOD ENDING 11/30/2023

	ACTUAL LAST YEAR			ACTUAL THIS YEAR				ENCUMBRANCE	BUDGET	UNENCUMBERED BALANCE
	CURRENT MONTH	YEAR TO DATE	%	CURRENT MONTH	%	YEAR TO DATE	%			
EXPENDITURES										
5003 FRINGE BENEFITS	0.00	0.00	0	1,813.59	0	1,813.59	0	0.00	0.00	-1,813.59
TOTAL EXPENDITURES	0.00	0.00	0	1,813.59	0	1,813.59	0	0.00	0.00	-1,813.59
NET CHANGE IN FUND BALANCE	0.00	0.00		-1,813.59		-1,813.59		0.00	0.00	1,813.59




FUND DEPT 2076-025 : TORT IMMUNITY TAX FUND - SUPERVISOR OF ASSESSMENT

12/11/2023 1:46:34 PM

PERIOD ENDING 11/30/2023

	ACTUAL LAST YEAR			ACTUAL THIS YEAR				ENCUMBRANCE	BUDGET	UNENCUMBERED BALANCE
	CURRENT MONTH	YEAR TO DATE	%	CURRENT MONTH	%	YEAR TO DATE	%			
EXPENDITURES										
5003 FRINGE BENEFITS	0.00	0.00	0	3,072.21	0	3,072.21	0	0.00	0.00	-3,072.21
TOTAL EXPENDITURES	0.00	0.00	0	3,072.21	0	3,072.21	0	0.00	0.00	-3,072.21
NET CHANGE IN FUND BALANCE	0.00	0.00		-3,072.21		-3,072.21		0.00	0.00	3,072.21



FUND DEPT 2076-026 : TORT IMMUNITY TAX FUND - COUNTY TREASURER

12/11/2023 1:46:34 PM

PERIOD ENDING 11/30/2023

	ACTUAL LAST YEAR			ACTUAL THIS YEAR				ENCUMBRANCE	BUDGET	UNENCUMBERED BALANCE
	CURRENT MONTH	YEAR TO DATE	%	CURRENT MONTH	%	YEAR TO DATE	%			
EXPENDITURES										
5003 FRINGE BENEFITS	0.00	0.00	0	2,181.77	0	2,181.77	0	0.00	0.00	-2,181.77
TOTAL EXPENDITURES	0.00	0.00	0	2,181.77	0	2,181.77	0	0.00	0.00	-2,181.77
NET CHANGE IN FUND BALANCE	0.00	0.00		-2,181.77		-2,181.77		0.00	0.00	2,181.77



FUND DEPT 2076-028 : TORT IMMUNITY TAX FUND - INFORMATION TECHNOLOGY (IT)

12/11/2023 1:46:34 PM

PERIOD ENDING 11/30/2023

	ACTUAL LAST YEAR			ACTUAL THIS YEAR				ENCUMBRANCE	BUDGET	UNENCUMBERED BALANCE
	CURRENT MONTH	YEAR TO DATE	%	CURRENT MONTH	%	YEAR TO DATE	%			
EXPENDITURES										
5003 FRINGE BENEFITS	0.00	0.00	0	6,051.01	0	6,051.01	0	0.00	0.00	-6,051.01
TOTAL EXPENDITURES	0.00	0.00	0	6,051.01	0	6,051.01	0	0.00	0.00	-6,051.01
NET CHANGE IN FUND BALANCE	0.00	0.00		-6,051.01		-6,051.01		0.00	0.00	6,051.01



FUND DEPT 2076-030 : TORT IMMUNITY TAX FUND - CIRCUIT CLERK

12/11/2023 1:46:34 PM

PERIOD ENDING 11/30/2023

	ACTUAL LAST YEAR			ACTUAL THIS YEAR				ENCUMBRANCE	BUDGET	UNENCUMBERED BALANCE
	CURRENT MONTH	YEAR TO DATE	%	CURRENT MONTH	%	YEAR TO DATE	%			
EXPENDITURES										
5003 FRINGE BENEFITS	0.00	0.00	0	12,149.73	0	12,149.73	0	0.00	0.00	-12,149.73
TOTAL EXPENDITURES	0.00	0.00	0	12,149.73	0	12,149.73	0	0.00	0.00	-12,149.73
NET CHANGE IN FUND BALANCE	0.00	0.00		-12,149.73		-12,149.73		0.00	0.00	12,149.73




FUND DEPT 2076-031 : TORT IMMUNITY TAX FUND - CIRCUIT COURT

12/11/2023 1:46:34 PM

PERIOD ENDING 11/30/2023

	ACTUAL LAST YEAR			ACTUAL THIS YEAR				ENCUMBRANCE	BUDGET	UNENCUMBERED BALANCE
	CURRENT MONTH	YEAR TO DATE	%	CURRENT MONTH	%	YEAR TO DATE	%			
EXPENDITURES										
5003 FRINGE BENEFITS	0.00	0.00	0	6,287.94	0	6,287.94	0	0.00	0.00	-6,287.94
TOTAL EXPENDITURES	0.00	0.00	0	6,287.94	0	6,287.94	0	0.00	0.00	-6,287.94
NET CHANGE IN FUND BALANCE	0.00	0.00		-6,287.94		-6,287.94		0.00	0.00	6,287.94




FUND DEPT 2076-032 : TORT IMMUNITY TAX FUND - JURY COMMISSION

12/11/2023 1:46:34 PM

PERIOD ENDING 11/30/2023

	ACTUAL LAST YEAR			ACTUAL THIS YEAR				ENCUMBRANCE	BUDGET	UNENCUMBERED BALANCE
	CURRENT MONTH	YEAR TO DATE	%	CURRENT MONTH	%	YEAR TO DATE	%			
EXPENDITURES										
5003 FRINGE BENEFITS	0.00	0.00	0	500.81	0	500.81	0	0.00	0.00	-500.81
TOTAL EXPENDITURES	0.00	0.00	0	500.81	0	500.81	0	0.00	0.00	-500.81
NET CHANGE IN FUND BALANCE	0.00	0.00		-500.81		-500.81		0.00	0.00	500.81



FUND DEPT 2076-036 : TORT IMMUNITY TAX FUND - PUBLIC DEFENDER

12/11/2023 1:46:34 PM

PERIOD ENDING 11/30/2023

	ACTUAL LAST YEAR			ACTUAL THIS YEAR				ENCUMBRANCE	BUDGET	UNENCUMBERED BALANCE
	CURRENT MONTH	YEAR TO DATE	%	CURRENT MONTH	%	YEAR TO DATE	%			
EXPENDITURES										
5003 FRINGE BENEFITS	0.00	0.00	0	7,923.57	0	7,923.57	0	0.00	0.00	-7,923.57
TOTAL EXPENDITURES	0.00	0.00	0	7,923.57	0	7,923.57	0	0.00	0.00	-7,923.57
NET CHANGE IN FUND BALANCE	0.00	0.00		-7,923.57		-7,923.57		0.00	0.00	7,923.57



FUND DEPT 2076-040 : TORT IMMUNITY TAX FUND - SHERIFF

12/11/2023 1:46:34 PM

PERIOD ENDING 11/30/2023

	ACTUAL LAST YEAR			ACTUAL THIS YEAR				ENCUMBRANCE	BUDGET	UNENCUMBERED BALANCE
	CURRENT MONTH	YEAR TO DATE	%	CURRENT MONTH	%	YEAR TO DATE	%			
EXPENDITURES										
5003 FRINGE BENEFITS	0.00	0.00	0	282,840.20	0	282,840.20	0	0.00	0.00	-282,840.20
TOTAL EXPENDITURES	0.00	0.00	0	282,840.20	0	282,840.20	0	0.00	0.00	-282,840.20
NET CHANGE IN FUND BALANCE	0.00	0.00		-282,840.20		-282,840.20		0.00	0.00	282,840.20



FUND DEPT 2076-041 : TORT IMMUNITY TAX FUND - STATES ATTORNEY

12/11/2023 1:46:34 PM

PERIOD ENDING 11/30/2023

	ACTUAL LAST YEAR			ACTUAL THIS YEAR				ENCUMBRANCE	BUDGET	UNENCUMBERED BALANCE
	CURRENT MONTH	YEAR TO DATE	%	CURRENT MONTH	%	YEAR TO DATE	%			
EXPENDITURES										
5003 FRINGE BENEFITS	0.00	0.00	0	14,062.87	0	14,062.87	0	0.00	0.00	-14,062.87
TOTAL EXPENDITURES	0.00	0.00	0	14,062.87	0	14,062.87	0	0.00	0.00	-14,062.87
NET CHANGE IN FUND BALANCE	0.00	0.00		-14,062.87		-14,062.87		0.00	0.00	14,062.87



FUND DEPT 2076-042 : TORT IMMUNITY TAX FUND - CORONER

12/11/2023 1:46:34 PM

PERIOD ENDING 11/30/2023

	ACTUAL LAST YEAR			ACTUAL THIS YEAR				ENCUMBRANCE	BUDGET	UNENCUMBERED BALANCE
	CURRENT MONTH	YEAR TO DATE	%	CURRENT MONTH	%	YEAR TO DATE	%			
EXPENDITURES										
5003 FRINGE BENEFITS	0.00	0.00	0	4,650.04	0	4,650.04	0	0.00	0.00	-4,650.04
TOTAL EXPENDITURES	0.00	0.00	0	4,650.04	0	4,650.04	0	0.00	0.00	-4,650.04
NET CHANGE IN FUND BALANCE	0.00	0.00		-4,650.04		-4,650.04		0.00	0.00	4,650.04




FUND DEPT 2076-043 : TORT IMMUNITY TAX FUND - EMERGENCY MGMT AGCY (EMA)

12/11/2023 1:46:34 PM

PERIOD ENDING 11/30/2023

	ACTUAL LAST YEAR			ACTUAL THIS YEAR				ENCUMBRANCE	BUDGET	UNENCUMBERED BALANCE
	CURRENT MONTH	YEAR TO DATE	%	CURRENT MONTH	%	YEAR TO DATE	%			
EXPENDITURES										
5003 FRINGE BENEFITS	0.00	0.00	0	8,042.62	0	8,042.62	0	0.00	0.00	-8,042.62
TOTAL EXPENDITURES	0.00	0.00	0	8,042.62	0	8,042.62	0	0.00	0.00	-8,042.62
NET CHANGE IN FUND BALANCE	0.00	0.00		-8,042.62		-8,042.62		0.00	0.00	8,042.62




FUND DEPT 2076-051 : TORT IMMUNITY TAX FUND - JUVENILE DETENTION CENTER

12/11/2023 1:46:34 PM

PERIOD ENDING 11/30/2023

	ACTUAL LAST YEAR			ACTUAL THIS YEAR				ENCUMBRANCE	BUDGET	UNENCUMBERED BALANCE
	CURRENT MONTH	YEAR TO DATE	%	CURRENT MONTH	%	YEAR TO DATE	%			
EXPENDITURES										
5003 FRINGE BENEFITS	0.00	0.00	0	88,128.21	0	88,128.21	0	0.00	0.00	-88,128.21
TOTAL EXPENDITURES	0.00	0.00	0	88,128.21	0	88,128.21	0	0.00	0.00	-88,128.21
NET CHANGE IN FUND BALANCE	0.00	0.00		-88,128.21		-88,128.21		0.00	0.00	88,128.21



FUND DEPT 2076-052 : TORT IMMUNITY TAX FUND - COURT SERVICES -PROBATION

12/11/2023 1:46:34 PM

PERIOD ENDING 11/30/2023

	ACTUAL LAST YEAR			ACTUAL THIS YEAR				ENCUMBRANCE	BUDGET	UNENCUMBERED BALANCE
	CURRENT MONTH	YEAR TO DATE	%	CURRENT MONTH	%	YEAR TO DATE	%			
EXPENDITURES										
5003 FRINGE BENEFITS	0.00	0.00	0	108,713.95	0	108,713.95	0	0.00	0.00	-108,713.95
TOTAL EXPENDITURES	0.00	0.00	0	108,713.95	0	108,713.95	0	0.00	0.00	-108,713.95
NET CHANGE IN FUND BALANCE	0.00	0.00		-108,713.95		-108,713.95		0.00	0.00	108,713.95




FUND DEPT 2076-057 : TORT IMMUNITY TAX FUND - DEPUTY SHERIFF MERIT COMM

12/11/2023 1:46:34 PM

PERIOD ENDING 11/30/2023

	ACTUAL LAST YEAR			ACTUAL THIS YEAR				ENCUMBRANCE	BUDGET	UNENCUMBERED BALANCE
	CURRENT MONTH	YEAR TO DATE	%	CURRENT MONTH	%	YEAR TO DATE	%			
EXPENDITURES										
5003 FRINGE BENEFITS	0.00	0.00	0	0.59	0	0.59	0	0.00	0.00	-0.59
TOTAL EXPENDITURES	0.00	0.00	0	0.59	0	0.59	0	0.00	0.00	-0.59
NET CHANGE IN FUND BALANCE	0.00	0.00		-0.59		-0.59		0.00	0.00	0.59



FUND DEPT 2076-071 : TORT IMMUNITY TAX FUND - PUBLIC PROP (PHYS, PLNT, FAC)

12/11/2023 1:46:34 PM

PERIOD ENDING 11/30/2023

	ACTUAL LAST YEAR			ACTUAL THIS YEAR				ENCUMBRANCE	BUDGET	UNENCUMBERED BALANCE
	CURRENT MONTH	YEAR TO DATE	%	CURRENT MONTH	%	YEAR TO DATE	%			
EXPENDITURES										
5003 FRINGE BENEFITS	0.00	0.00	0	141,301.57	0	141,301.57	0	0.00	0.00	-141,301.57
TOTAL EXPENDITURES	0.00	0.00	0	141,301.57	0	141,301.57	0	0.00	0.00	-141,301.57
NET CHANGE IN FUND BALANCE	0.00	0.00		-141,301.57		-141,301.57		0.00	0.00	141,301.57




FUND DEPT 2076-075 : TORT IMMUNITY TAX FUND - GENERAL COUNTY

12/11/2023 1:46:34 PM

PERIOD ENDING 11/30/2023

	ACTUAL LAST YEAR			ACTUAL THIS YEAR				ENCUMBRANCE	BUDGET	UNENCUMBERED BALANCE
	CURRENT MONTH	YEAR TO DATE	%	CURRENT MONTH	%	YEAR TO DATE	%			
REVENUES										
4001 PROPERTY TAX	0.00	3,451,048.30	95	140,604.77	5	2,664,506.90	98	0.00	2,720,758.00	56,251.10
4008 INVESTMENT EARNINGS	4,056.27	8,303.61	0	12,541.83	0	64,327.82	0	0.00	0.00	-64,327.82
TOTAL REVENUES	4,056.27	3,459,351.91	95	153,146.60	6	2,728,834.72	100	0.00	2,720,758.00	-8,076.72
EXPENDITURES										
5003 FRINGE BENEFITS	80,477.36	905,487.75	82	-875,191.60	-75	-0.03	0	0.00	1,165,000.00	1,165,000.03
5020 SERVICES	0.00	1,334.85	0	0.00	0	0.00	0	0.00	1,433,376.00	1,433,376.00
TOTAL EXPENDITURES	80,477.36	906,822.60	39	-875,191.60	-34	-0.03	0	0.00	2,598,376.00	2,598,376.03
OTHER FINANCING SOURCES (USES)										
TOTAL OTHER FINANCING SOURCES (USES)	0.00	0.00		0.00		0.00		0.00	0.00	0.00
NET CHANGE IN FUND BALANCE	-76,421.09	2,552,529.31		1,028,338.20		2,728,834.75		0.00	122,382.00	-2,606,452.75




FUND DEPT 2076-077 : TORT IMMUNITY TAX FUND - ZONING AND ENFORCE (P&Z)

12/11/2023 1:46:34 PM

PERIOD ENDING 11/30/2023

	ACTUAL LAST YEAR			ACTUAL THIS YEAR				ENCUMBRANCE	BUDGET	UNENCUMBERED BALANCE
	CURRENT MONTH	YEAR TO DATE	%	CURRENT MONTH	%	YEAR TO DATE	%			
EXPENDITURES										
5003 FRINGE BENEFITS	0.00	0.00	0	2,977.12	0	2,977.12	0	0.00	0.00	-2,977.12
TOTAL EXPENDITURES	0.00	0.00	0	2,977.12	0	2,977.12	0	0.00	0.00	-2,977.12
NET CHANGE IN FUND BALANCE	0.00	0.00		-2,977.12		-2,977.12		0.00	0.00	2,977.12



FUND DEPT 2076-127 : TORT IMMUNITY TAX FUND - VETERANS ASSISTNC COMSSN

12/11/2023 1:46:34 PM

PERIOD ENDING 11/30/2023

	ACTUAL LAST YEAR			ACTUAL THIS YEAR				ENCUMBRANCE	BUDGET	UNENCUMBERED BALANCE
	CURRENT MONTH	YEAR TO DATE	%	CURRENT MONTH	%	YEAR TO DATE	%			
EXPENDITURES										
5003 FRINGE BENEFITS	0.00	0.00	0	757.31	0	757.31	0	0.00	0.00	-757.31
TOTAL EXPENDITURES	0.00	0.00	0	757.31	0	757.31	0	0.00	0.00	-757.31
NET CHANGE IN FUND BALANCE	0.00	0.00		-757.31		-757.31		0.00	0.00	757.31



FUND DEPT 2076-130 : TORT IMMUNITY TAX FUND - CIRC CLK SUPPORT ENFORCE

12/11/2023 1:46:34 PM

PERIOD ENDING 11/30/2023

	ACTUAL LAST YEAR			ACTUAL THIS YEAR				ENCUMBRANCE	BUDGET	UNENCUMBERED BALANCE
	CURRENT MONTH	YEAR TO DATE	%	CURRENT MONTH	%	YEAR TO DATE	%			
EXPENDITURES										
TOTAL EXPENDITURES	<i>0.00</i>	<i>0.00</i>	<i>0</i>	<i>0.00</i>	<i>0</i>	<i>0.00</i>	<i>0</i>	<i>0.00</i>	<i>0.00</i>	<i>0.00</i>
NET CHANGE IN FUND BALANCE	0.00	0.00		0.00		0.00		0.00	0.00	0.00



FUND DEPT 2076-140 : TORT IMMUNITY TAX FUND - CORRECTIONAL CENTER

12/11/2023 1:46:34 PM

PERIOD ENDING 11/30/2023

	ACTUAL LAST YEAR			ACTUAL THIS YEAR				ENCUMBRANCE	BUDGET	UNENCUMBERED BALANCE
	CURRENT MONTH	YEAR TO DATE	%	CURRENT MONTH	%	YEAR TO DATE	%			
EXPENDITURES										
5003 FRINGE BENEFITS	0.00	0.00	0	254,028.80	0	254,028.80	0	0.00	0.00	-254,028.80
TOTAL EXPENDITURES	0.00	0.00	0	254,028.80	0	254,028.80	0	0.00	0.00	-254,028.80
NET CHANGE IN FUND BALANCE	0.00	0.00		-254,028.80		-254,028.80		0.00	0.00	254,028.80




FUND DEPT 2083-060 : COUNTY HIGHWAY - HIGHWAY

12/11/2023 1:46:34 PM

PERIOD ENDING 11/30/2023

	ACTUAL LAST YEAR			ACTUAL THIS YEAR				ENCUMBRANCE	BUDGET	UNENCUMBERED BALANCE
	CURRENT MONTH	YEAR TO DATE	%	CURRENT MONTH	%	YEAR TO DATE	%			
REVENUES										
4001 PROPERTY TAX	0.00	2,795,368.09	95	164,335.81	5	3,114,219.87	98	0.00	3,169,214.00	54,994.13
4004 INTERGOVERNMENTAL REVENUE	0.00	87,675.84	35	0.00	0	156,777.75	63	0.00	250,000.00	93,222.25
4007 CHARGES FOR SERVICES	73,415.47	310,079.52	56	55,821.44	10	272,602.07	49	0.00	555,000.00	282,397.93
4008 INVESTMENT EARNINGS	10,260.69	38,706.94	129 0	-2,132.04	-53	98,535.35	246 3	0.00	4,000.00	-94,535.35
4009 MISCELLANEOUS REVENUES	48.71	1,446.42	0	0.00	0	2,342.40	0	0.00	0.00	-2,342.40
TOTAL REVENUES	83,724.87	3,233,276.81	86	218,025.21	5	3,644,477.44	92	0.00	3,978,214.00	333,736.56
EXPENDITURES										
5001 SALARIES AND WAGES	117,996.16	1,317,472.98	85	106,728.08	6	1,323,123.45	80	0.00	1,660,925.00	337,801.55
5003 FRINGE BENEFITS	47,888.10	412,468.90	74	49,855.51	9	399,829.93	73	0.00	546,447.00	146,617.07
5010 COMMODITIES	33,102.11	229,174.93	87	12,814.94	4	188,735.94	61	17,290.05	308,300.00	102,274.01
5020 SERVICES	50,394.27	504,824.05	75	37,656.83	5	443,837.63	64	0.00	689,072.00	245,234.37
8000 CAPITAL OUTLAY	0.00	158,352.96	25	0.00	0	729,189.96	75	187,072.48	968,941.00	52,678.56
TOTAL EXPENDITURES	249,380.64	2,622,293.82	71	207,055.36	5	3,084,716.91	74	204,362.53	4,173,685.00	884,605.56
OTHER FINANCING SOURCES (USES)										
6001 OTHER FINANCING SOURCES	0.00	0.00	0	0.00	0	0.00	0	0.00	48,000.00	48,000.00
7001 OTHER FINANCING USES	0.00	-116,000.00	95	0.00	0	-120,000.00	100	0.00	-120,000.00	0.00
TOTAL OTHER FINANCING SOURCES (USES)	0.00	-116,000.00		0.00		-120,000.00		0.00	-72,000.00	48,000.00
NET CHANGE IN FUND BALANCE	-165,655.77	494,982.99		10,969.85		439,760.53		-204,362.53	-267,471.00	-502,869.00



FUND DEPT 2083-062 : COUNTY HIGHWAY - HIGHWAY BUILDING CAPITAL

12/11/2023 1:46:34 PM

PERIOD ENDING 11/30/2023

	ACTUAL LAST YEAR			ACTUAL THIS YEAR				ENCUMBRANCE	BUDGET	UNENCUMBERED BALANCE
	CURRENT MONTH	YEAR TO DATE	%	CURRENT MONTH	%	YEAR TO DATE	%			
REVENUES										
TOTAL REVENUES	0.00	0.00	0	0.00	0	0.00	0	0.00	0.00	0.00
EXPENDITURES										
5020 SERVICES	0.00	0.00	0	0.00	0	0.00	0	0.00	100,000.00	100,000.00
8000 CAPITAL OUTLAY	0.00	274,150.50	100	0.00	0	0.00	0	0.00	0.00	0.00
TOTAL EXPENDITURES	0.00	274,150.50	73	0.00	0	0.00	0	0.00	100,000.00	100,000.00
OTHER FINANCING SOURCES (USES)										
6001 OTHER FINANCING SOURCES	0.00	116,000.00	100	0.00	0	120,000.00	100	0.00	120,000.00	0.00
TOTAL OTHER FINANCING SOURCES (USES)	0.00	116,000.00		0.00		120,000.00		0.00	120,000.00	0.00
NET CHANGE IN FUND BALANCE	0.00	-158,150.50		0.00		120,000.00		0.00	20,000.00	-100,000.00



FUND DEPT 2084-060 : COUNTY BRIDGE - HIGHWAY

12/11/2023 1:46:34 PM

PERIOD ENDING 11/30/2023

	ACTUAL LAST YEAR			ACTUAL THIS YEAR				ENCUMBRANCE	BUDGET	UNENCUMBERED BALANCE
	CURRENT MONTH	YEAR TO DATE	%	CURRENT MONTH	%	YEAR TO DATE	%			
REVENUES										
4001 PROPERTY TAX	0.00	1,402,053.24	95	82,421.83	5	1,561,921.01	98	0.00	1,589,543.00	27,621.99
4004 INTERGOVERNMENTAL REVENUE	0.00	750.00	2	0.00	0	0.00	0	0.00	5,000.00	5,000.00
4008 INVESTMENT EARNINGS	6,555.36	24,384.39	121 9	-13,835.87	138 4	62,837.99	628 4	0.00	1,000.00	-61,837.99
4009 MISCELLANEOUS REVENUES	4,850.00	9,850.00	0	0.00	0	10,940.00	0	0.00	0.00	-10,940.00
TOTAL REVENUES	11,405.36	1,437,037.63	94	68,585.96	4	1,635,699.00	103	0.00	1,595,543.00	-40,156.00
EXPENDITURES										
5020 SERVICES	26,201.96	184,084.76	69	19,212.62	8	209,052.78	83	0.00	252,656.00	43,603.22
8000 CAPITAL OUTLAY	72,610.35	971,098.04	77	13,880.00	1	888,266.41	66	0.00	1,342,887.00	454,620.59
TOTAL EXPENDITURES	98,812.31	1,155,182.80	76	33,092.62	2	1,097,319.19	69	0.00	1,595,543.00	498,223.81
OTHER FINANCING SOURCES (USES)										
TOTAL OTHER FINANCING SOURCES (USES)	0.00	0.00		0.00		0.00		0.00	0.00	0.00
NET CHANGE IN FUND BALANCE	-87,406.95	281,854.83		35,493.34		538,379.81		0.00	0.00	-538,379.81



FUND DEPT 2085-060 : COUNTY MOTOR FUEL TAX - HIGHWAY

12/11/2023 1:46:34 PM

PERIOD ENDING 11/30/2023

	ACTUAL LAST YEAR			ACTUAL THIS YEAR				ENCUMBRANCE	BUDGET	UNENCUMBERED BALANCE
	CURRENT MONTH	YEAR TO DATE	%	CURRENT MONTH	%	YEAR TO DATE	%			
REVENUES										
4004 INTERGOVERNMENTAL REVENUE	308,980.97	3,934,490.46	84	324,420.14	9	3,943,932.06	109	0.00	3,630,000.00	-313,932.06
4007 CHARGES FOR SERVICES	0.00	9,349.21	0	0.00	0	0.00	0	0.00	2,000.00	2,000.00
4008 INVESTMENT EARNINGS	57,656.04	143,602.36	287 2	98,474.63	985	375,793.01	375 8	0.00	10,000.00	-365,793.01
4009 MISCELLANEOUS REVENUES	0.00	0.00	0	844.00	0	989.45	0	0.00	0.00	-989.45
TOTAL REVENUES	366,637.01	4,087,442.03	87	423,738.77	12	4,320,714.52	119	0.00	3,642,000.00	-678,714.52
EXPENDITURES										
5001 SALARIES AND WAGES	13,549.08	155,358.18	89	13,928.08	8	159,716.58	89	0.00	180,154.00	20,437.42
5020 SERVICES	83,194.74	798,481.73	51	50,549.15	3	704,372.64	46	0.00	1,529,000.00	824,627.36
8000 CAPITAL OUTLAY	0.00	1,150,580.39	95	0.00	0	3,327,542.78	55	0.00	6,100,000.00	2,772,457.22
TOTAL EXPENDITURES	96,743.82	2,104,420.30	71	64,477.23	1	4,191,632.00	54	0.00	7,809,154.00	3,617,522.00
NET CHANGE IN FUND BALANCE	269,893.19	1,983,021.73		359,261.54		129,082.52		0.00	-4,167,154.00	-4,296,236.52



FUND DEPT 2088-044 : ILL.MUNICIPAL RETIREMENT - NURSING HOME

12/11/2023 1:46:34 PM

PERIOD ENDING 11/30/2023

	ACTUAL LAST YEAR			ACTUAL THIS YEAR				ENCUMBRANCE	BUDGET	UNENCUMBERED BALANCE
	CURRENT MONTH	YEAR TO DATE	%	CURRENT MONTH	%	YEAR TO DATE	%			
EXPENDITURES										
TOTAL EXPENDITURES	0.00	0.00	0	0.00	0	0.00	0	0.00	0.00	0.00
OTHER FINANCING SOURCES (USES)										
TOTAL OTHER FINANCING SOURCES (USES)	0.00	0.00		0.00		0.00		0.00	0.00	0.00
NET CHANGE IN FUND BALANCE	0.00	0.00		0.00		0.00		0.00	0.00	0.00



FUND DEPT 2088-073 : ILL.MUNICIPAL RETIREMENT - ILL.MUNICIPAL RETIREMENT

12/11/2023 1:46:34 PM

PERIOD ENDING 11/30/2023

	ACTUAL LAST YEAR			ACTUAL THIS YEAR				ENCUMBRANCE	BUDGET	UNENCUMBERED BALANCE
	CURRENT MONTH	YEAR TO DATE	%	CURRENT MONTH	%	YEAR TO DATE	%			
REVENUES										
4001 PROPERTY TAX	0.00	2,730,636.97	95	105,387.89	5	1,997,135.84	98	0.00	2,039,845.00	42,709.16
4004 INTERGOVERNMENTAL REVENUE	0.00	124,000.00	100	0.00	0	124,000.00	100	0.00	124,000.00	0.00
4008 INVESTMENT EARNINGS	6,202.13	15,442.05	181 7	8,828.12	176 6	59,178.80	118 36	0.00	500.00	-58,678.80
TOTAL REVENUES	6,202.13	2,870,079.02	96	114,216.01	5	2,180,314.64	101	0.00	2,164,345.00	-15,969.64
EXPENDITURES										
5003 FRINGE BENEFITS	736,497.51	2,628,706.82	66	126,399.84	6	1,916,096.17	89	0.00	2,163,845.00	247,748.83
TOTAL EXPENDITURES	736,497.51	2,628,706.82	66	126,399.84	6	1,916,096.17	89	0.00	2,163,845.00	247,748.83
OTHER FINANCING SOURCES (USES)										
6001 OTHER FINANCING SOURCES	0.00	6,302.44	1	0.00	0	0.00	0	0.00	0.00	0.00
TOTAL OTHER FINANCING SOURCES (USES)	0.00	6,302.44		0.00		0.00		0.00	0.00	0.00
NET CHANGE IN FUND BALANCE	-730,295.38	247,674.64		-12,183.83		264,218.47		0.00	500.00	-263,718.47



FUND DEPT 2089-018 : COUNTY PUBLIC HEALTH FUND - C-U PUBLIC HEALTH DISTRICT

12/11/2023 1:46:34 PM

PERIOD ENDING 11/30/2023

	ACTUAL LAST YEAR			ACTUAL THIS YEAR				ENCUMBRANCE	BUDGET	UNENCUMBERED BALANCE
	CURRENT MONTH	YEAR TO DATE	%	CURRENT MONTH	%	YEAR TO DATE	%			
REVENUES										
4001 PROPERTY TAX	0.00	732,783.89	94	43,576.55	5	825,790.91	97	0.00	848,271.00	22,480.09
TOTAL REVENUES	0.00	732,783.89	94	43,576.55	5	825,790.91	97	0.00	848,271.00	22,480.09
EXPENDITURES										
5020 SERVICES	132,552.15	732,783.89	94	0.00	0	782,964.20	92	0.00	849,511.00	66,546.80
TOTAL EXPENDITURES	132,552.15	732,783.89	94	0.00	0	782,964.20	92	0.00	849,511.00	66,546.80
NET CHANGE IN FUND BALANCE	-132,552.15	0.00		43,576.55		42,826.71		0.00	-1,240.00	-44,066.71




FUND DEPT 2089-049 : COUNTY PUBLIC HEALTH FUND - BOARD OF HEALTH

12/11/2023 1:46:34 PM

PERIOD ENDING 11/30/2023

	ACTUAL LAST YEAR			ACTUAL THIS YEAR				ENCUMBRANCE	BUDGET	UNENCUMBERED BALANCE
	CURRENT MONTH	YEAR TO DATE	%	CURRENT MONTH	%	YEAR TO DATE	%			
REVENUES										
4001 PROPERTY TAX	0.00	590,886.45	95	34,252.62	5	649,099.09	97	0.00	670,307.00	21,207.91
4004 INTERGOVERNMENTAL REVENUE	72,867.17	1,106,468.49	67	26,014.11	6	248,007.28	54	0.00	459,146.00	211,138.72
4006 LICENSES AND PERMITS	4,599.00	119,232.00	85	3,950.00	3	134,837.50	101	0.00	134,128.00	-709.50
4008 INVESTMENT EARNINGS	2,411.06	8,063.24	376 8	3,264.41	187	13,649.42	780	0.00	1,750.00	-11,899.42
4009 MISCELLANEOUS REVENUES	0.00	6,037.56	235	0.00	0	8,567.11	139 5	0.00	614.00	-7,953.11
TOTAL REVENUES	79,877.23	1,830,687.74	76	67,481.14	5	1,054,160.40	83	0.00	1,265,945.00	211,784.60
EXPENDITURES										
5020 SERVICES	4,166.66	1,426,243.54	54	104,871.61	8	930,283.38	70	0.00	1,337,945.00	407,661.62
TOTAL EXPENDITURES	4,166.66	1,426,243.54	54	104,871.61	8	930,283.38	70	0.00	1,337,945.00	407,661.62
OTHER FINANCING SOURCES (USES)										
TOTAL OTHER FINANCING SOURCES (USES)	0.00	0.00		0.00		0.00		0.00	0.00	0.00
NET CHANGE IN FUND BALANCE	75,710.57	404,444.20		-37,390.47		123,877.02		0.00	-72,000.00	-195,877.02



FUND DEPT 2090-053 : MENTAL HEALTH - MENTAL HEALTH BOARD

12/11/2023 1:46:34 PM

PERIOD ENDING 11/30/2023

	ACTUAL LAST YEAR			ACTUAL THIS YEAR				ENCUMBRANCE	BUDGET	UNENCUMBERED BALANCE
	CURRENT MONTH	YEAR TO DATE	%	CURRENT MONTH	%	YEAR TO DATE	%			
REVENUES										
4001 PROPERTY TAX	0.00	5,216,334.54	95	306,469.11	5	5,807,693.34	98	0.00	5,916,892.00	109,198.66
4004 INTERGOVERNMENTAL REVENUE	65,904.00	362,472.00	92	33,926.00	8	373,186.00	92	0.00	407,118.00	33,932.00
4008 INVESTMENT EARNINGS	10,600.81	36,492.33	182 5	20,250.45	675	61,521.20	205 1	0.00	3,000.00	-58,521.20
4009 MISCELLANEOUS REVENUES	-32,902.00	54,811.00	114	525.00	1	22,320.00	53	0.00	42,000.00	19,680.00
TOTAL REVENUES	43,602.81	5,670,109.87	95	361,170.56	6	6,264,720.54	98	0.00	6,369,010.00	104,289.46
EXPENDITURES										
5001 SALARIES AND WAGES	35,184.88	392,926.33	87	36,642.18	8	413,380.24	86	0.00	480,310.00	66,929.76
5003 FRINGE BENEFITS	11,018.50	95,341.14	73	13,073.35	10	95,183.16	75	0.00	126,371.00	31,187.84
5010 COMMODITIES	303.51	10,522.22	72	2,581.45	11	16,250.32	67	0.00	24,095.00	7,844.68
5020 SERVICES	382,153.53	5,301,511.94	93	464,896.23	8	5,101,288.59	86	0.00	5,919,861.60	818,573.01
TOTAL EXPENDITURES	428,660.42	5,800,301.63	92	517,193.21	8	5,626,102.31	86	0.00	6,550,637.60	924,535.29
OTHER FINANCING SOURCES (USES)										
7001 OTHER FINANCING USES	0.00	0.00	0	0.00	0	-127,535.00	88	0.00	-144,535.00	-17,000.00
TOTAL OTHER FINANCING SOURCES (USES)	0.00	0.00		0.00		-127,535.00		0.00	-144,535.00	-17,000.00
NET CHANGE IN FUND BALANCE	-385,057.61	-130,191.76		-156,022.65		511,083.23		0.00	-326,162.60	-837,245.83



FUND DEPT 2091-047 : ANIMAL CONTROL - ANIMAL CONTROL ADMIN

12/11/2023 1:46:34 PM

PERIOD ENDING 11/30/2023

	ACTUAL LAST YEAR			ACTUAL THIS YEAR				ENCUMBRANCE	BUDGET	UNENCUMBERED BALANCE
	CURRENT MONTH	YEAR TO DATE	%	CURRENT MONTH	%	YEAR TO DATE	%			
REVENUES										
4006 LICENSES AND PERMITS	19,708.00	281,409.26	83	52,721.00	16	214,041.00	64	0.00	335,000.00	120,959.00
4008 INVESTMENT EARNINGS	1,409.76	5,459.15	546	2,736.88	274	3,932.64	393	0.00	1,000.00	-2,932.64
4009 MISCELLANEOUS REVENUES	0.00	142.50	0	0.00	0	1,069.00	0	0.00	0.00	-1,069.00
TOTAL REVENUES	21,117.76	287,010.91	84	55,457.88	17	219,042.64	65	0.00	336,000.00	116,957.36
EXPENDITURES										
5001 SALARIES AND WAGES	12,379.93	131,662.99	77	14,693.26	9	155,501.09	95	0.00	164,278.50	8,777.41
5003 FRINGE BENEFITS	5,945.55	37,550.46	54	5,958.54	9	36,005.78	54	0.00	67,019.00	31,013.22
5010 COMMODITIES	359.15	11,208.69	88	147.03	1	10,994.92	75	0.00	14,702.15	3,707.23
5020 SERVICES	1,715.28	39,158.17	58	391.61	1	10,048.98	37	0.00	27,016.59	16,967.61
TOTAL EXPENDITURES	20,399.91	219,580.31	65	21,190.44	8	212,550.77	78	0.00	273,016.24	60,465.47
OTHER FINANCING SOURCES (USES)										
TOTAL OTHER FINANCING SOURCES (USES)	0.00	0.00		0.00		0.00		0.00	0.00	0.00
NET CHANGE IN FUND BALANCE	717.85	67,430.60		34,267.44		6,491.87		0.00	62,983.76	56,491.89



FUND DEPT 2091-247 : ANIMAL CONTROL - ANIMAL WARDEN SERVICES

12/11/2023 1:46:34 PM

PERIOD ENDING 11/30/2023

	ACTUAL LAST YEAR			ACTUAL THIS YEAR				ENCUMBRANCE	BUDGET	UNENCUMBERED BALANCE
	CURRENT MONTH	YEAR TO DATE	%	CURRENT MONTH	%	YEAR TO DATE	%			
REVENUES										
4004 INTERGOVERNMENTAL REVENUE	22,472.84	243,316.29	123	-567.08	0	236,801.38	126	0.00	188,288.00	-48,513.38
4005 FINES AND FORFEITURES	1,525.00	17,784.00	178	325.00	3	5,475.00	50	0.00	11,000.00	5,525.00
TOTAL REVENUES	23,997.84	261,100.29	125	-242.08	0	242,276.38	122	0.00	199,288.00	-42,988.38
EXPENDITURES										
5001 SALARIES AND WAGES	12,092.17	116,327.35	92	7,271.88	5	74,431.35	53	0.00	141,431.00	66,999.65
5003 FRINGE BENEFITS	4,096.50	33,337.48	57	1,287.01	2	10,540.86	17	0.00	60,643.00	50,102.14
5010 COMMODITIES	4,246.13	24,977.61	57	1,023.34	4	18,725.07	76	0.00	24,790.00	6,064.93
5020 SERVICES	1,982.52	12,529.01	60	528.60	2	14,526.47	49	0.00	29,775.00	15,248.53
8000 CAPITAL OUTLAY	0.00	51,107.00	100	0.00	0	0.00	0	0.00	0.00	0.00
TOTAL EXPENDITURES	22,417.32	238,278.45	79	10,110.83	4	118,223.75	46	0.00	256,639.00	138,415.25
NET CHANGE IN FUND BALANCE	1,580.52	22,821.84		-10,352.91		124,052.63		0.00	-57,351.00	-181,403.63



FUND DEPT 2091-248 : ANIMAL CONTROL - ANIMAL IMPOUND SERVICES

12/11/2023 1:46:34 PM

PERIOD ENDING 11/30/2023

	ACTUAL LAST YEAR			ACTUAL THIS YEAR				ENCUMBRANCE	BUDGET	UNENCUMBERED BALANCE
	CURRENT MONTH	YEAR TO DATE	%	CURRENT MONTH	%	YEAR TO DATE	%			
REVENUES										
4004 INTERGOVERNMENTAL REVENUE	31,214.14	155,215.15	94	32,528.12	13	155,326.24	64	0.00	242,289.00	86,962.76
4005 FINES AND FORFEITURES	2,121.00	17,578.60	39	140.00	1	12,764.00	85	0.00	15,000.00	2,236.00
4009 MISCELLANEOUS REVENUES	0.00	0.00	0	247.00	0	851.00	0	0.00	0.00	-851.00
TOTAL REVENUES	33,335.14	172,793.75	82	32,915.12	13	168,941.24	66	0.00	257,289.00	88,347.76
EXPENDITURES										
5001 SALARIES AND WAGES	11,454.74	116,841.22	82	8,238.14	5	118,886.13	74	0.00	160,129.50	41,243.37
5003 FRINGE BENEFITS	3,708.58	31,647.31	51	1,692.54	3	22,718.41	44	0.00	52,194.00	29,475.59
5010 COMMODITIES	3,291.14	28,658.20	85	443.04	1	36,136.77	99	0.00	36,540.00	403.23
5020 SERVICES	0.00	772.25	7	507.55	2	20,637.97	77	0.00	26,971.26	6,333.29
TOTAL EXPENDITURES	18,454.46	177,918.98	71	10,881.27	4	198,379.28	72	0.00	275,834.76	77,455.48
NET CHANGE IN FUND BALANCE	14,880.68	-5,125.23		22,033.85		-29,438.04		0.00	-18,545.76	10,892.28



FUND DEPT 2092-074 : LAW LIBRARY - LAW LIBRARY

12/11/2023 1:46:34 PM

PERIOD ENDING 11/30/2023

	ACTUAL LAST YEAR			ACTUAL THIS YEAR				ENCUMBRANCE	BUDGET	UNENCUMBERED BALANCE
	CURRENT MONTH	YEAR TO DATE	%	CURRENT MONTH	%	YEAR TO DATE	%			
REVENUES										
4004 INTERGOVERNMENTAL REVENUE	0.00	6,850.00	100	0.00	0	0.00	0	0.00	0.00	0.00
4007 CHARGES FOR SERVICES	7,777.50	82,152.50	103	5,920.25	8	70,448.00	101	0.00	70,000.00	-448.00
4008 INVESTMENT EARNINGS	377.07	1,438.07	143 8	832.30	832	2,559.31	255 9	0.00	100.00	-2,459.31
4009 MISCELLANEOUS REVENUES	0.00	715.00	0	0.00	0	560.00	0	0.00	0.00	-560.00
TOTAL REVENUES	8,154.57	91,155.57	105	6,752.55	10	73,567.31	105	0.00	70,100.00	-3,467.31
EXPENDITURES										
5010 COMMODITIES	2,880.78	43,984.13	98	1,857.36	7	26,027.35	91	0.00	28,495.00	2,467.65
5020 SERVICES	6,647.33	29,092.70	66	6,240.49	18	22,831.07	66	0.00	34,340.00	11,508.93
TOTAL EXPENDITURES	9,528.11	73,076.83	82	8,097.85	13	48,858.42	78	0.00	62,835.00	13,976.58
OTHER FINANCING SOURCES (USES)										
TOTAL OTHER FINANCING SOURCES (USES)	0.00	0.00		0.00		0.00		0.00	0.00	0.00
NET CHANGE IN FUND BALANCE	-1,373.54	18,078.74		-1,345.30		24,708.89		0.00	7,265.00	-17,443.89



FUND DEPT 2093-031 : FORECLOSURE MEDIATION FND - CIRCUIT COURT

12/11/2023 1:46:34 PM

PERIOD ENDING 11/30/2023

	ACTUAL LAST YEAR			ACTUAL THIS YEAR				ENCUMBRANCE	BUDGET	UNENCUMBERED BALANCE
	CURRENT MONTH	YEAR TO DATE	%	CURRENT MONTH	%	YEAR TO DATE	%			
REVENUES										
4007 CHARGES FOR SERVICES	0.00	150.00	1	1,900.00	19	7,250.00	72	0.00	10,000.00	2,750.00
4008 INVESTMENT EARNINGS	31.22	166.60	167	187.52	469	438.41	1096	0.00	40.00	-398.41
TOTAL REVENUES	31.22	316.60	1	2,087.52	21	7,688.41	77	0.00	10,040.00	2,351.59
EXPENDITURES										
5001 SALARIES AND WAGES	0.00	8,382.66	60	0.00	0	0.00	0	0.00	0.00	0.00
5003 FRINGE BENEFITS	59.80	851.07	62	0.00	0	0.00	0	0.00	0.00	0.00
5010 COMMODITIES	0.00	0.00	0	0.00	0	0.00	0	0.00	100.00	100.00
5020 SERVICES	0.00	2,679.00	14	0.00	0	67.47	1	0.00	7,800.00	7,732.53
TOTAL EXPENDITURES	59.80	11,912.73	35	0.00	0	67.47	1	0.00	7,900.00	7,832.53
OTHER FINANCING SOURCES (USES)										
6001 OTHER FINANCING SOURCES	0.00	0.00	0	0.00	0	19,900.00	0	0.00	0.00	-19,900.00
TOTAL OTHER FINANCING SOURCES (USES)	0.00	0.00		0.00		19,900.00		0.00	0.00	-19,900.00
NET CHANGE IN FUND BALANCE	-28.58	-11,596.13		2,087.52		27,520.94		0.00	2,140.00	-25,380.94



FUND DEPT 2101-054 : I/DD SPECIAL INITIATIVES - CILA PROJECT

12/11/2023 1:46:34 PM

PERIOD ENDING 11/30/2023

	ACTUAL LAST YEAR			ACTUAL THIS YEAR				ENCUMBRANCE	BUDGET	UNENCUMBERED BALANCE
	CURRENT MONTH	YEAR TO DATE	%	CURRENT MONTH	%	YEAR TO DATE	%			
REVENUES										
4008 INVESTMENT EARNINGS	1,932.32	8,195.66	409 8	3,360.64	336	5,635.42	564	0.00	1,000.00	-4,635.42
4009 MISCELLANEOUS REVENUES	0.00	262,044.31	0	0.00	0	0.00	0	0.00	0.00	0.00
TOTAL REVENUES	1,932.32	270,239.97	135 120	3,360.64	336	5,635.42	564	0.00	1,000.00	-4,635.42
EXPENDITURES										
5010 COMMODITIES	0.00	0.00	0	0.00	0	0.00	0	0.00	5,063.00	5,063.00
5020 SERVICES	0.00	17,443.63	51	23,833.00	7	119,165.00	34	0.00	345,937.00	226,772.00
TOTAL EXPENDITURES	0.00	17,443.63	35	23,833.00	7	119,165.00	34	0.00	351,000.00	231,835.00
OTHER FINANCING SOURCES (USES)										
6001 OTHER FINANCING SOURCES	0.00	50,000.00	100	0.00	0	50,000.00	100	0.00	50,000.00	0.00
TOTAL OTHER FINANCING SOURCES (USES)	0.00	50,000.00		0.00		50,000.00		0.00	50,000.00	0.00
NET CHANGE IN FUND BALANCE	1,932.32	302,796.34		-20,472.36		-63,529.58		0.00	-300,000.00	-236,470.42



FUND DEPT 2103-060 : HWY FED AID MATCHING FUND - HIGHWAY

12/11/2023 1:46:34 PM

PERIOD ENDING 11/30/2023

	ACTUAL LAST YEAR			ACTUAL THIS YEAR				ENCUMBRANCE	BUDGET	UNENCUMBERED BALANCE
	CURRENT MONTH	YEAR TO DATE	%	CURRENT MONTH	%	YEAR TO DATE	%			
REVENUES										
4001 PROPERTY TAX	0.00	113,215.80	95	6,890.39	5	130,576.44	102	0.00	128,348.00	-2,228.44
4008 INVESTMENT EARNINGS	1,478.35	5,819.76	0	2,436.98	325	18,061.59	240 8	0.00	750.00	-17,311.59
TOTAL REVENUES	1,478.35	119,035.56	100	9,327.37	7	148,638.03	115	0.00	129,098.00	-19,540.03
EXPENDITURES										
TOTAL EXPENDITURES	0.00	0.00	0	0.00	0	0.00	0	0.00	0.00	0.00
OTHER FINANCING SOURCES (USES)										
TOTAL OTHER FINANCING SOURCES (USES)	0.00	0.00		0.00		0.00		0.00	0.00	0.00
NET CHANGE IN FUND BALANCE	1,478.35	119,035.56		9,327.37		148,638.03		0.00	129,098.00	-19,540.03



FUND DEPT 2104-104 : EARLY CHILDHOOD FUND - EARLY CHILDHOOD DEVELOPMENT

12/11/2023 1:46:34 PM

PERIOD ENDING 11/30/2023

	ACTUAL LAST YEAR			ACTUAL THIS YEAR				ENCUMBRANCE	BUDGET	UNENCUMBERED BALANCE
	CURRENT MONTH	YEAR TO DATE	%	CURRENT MONTH	%	YEAR TO DATE	%			
REVENUES										
4004 INTERGOVERNMENTAL REVENUE	813,998.05	9,198,296.44	71	682,519.48	5	10,530,253.30	81	0.00	13,050,000.00	2,519,746.70
4007 CHARGES FOR SERVICES	1,900.00	49,492.50	39	6,490.00	5	243,174.50	187	0.00	130,000.00	-113,174.50
4008 INVESTMENT EARNINGS	12,530.61	52,689.98	527	26,148.79	523	173,517.96	3470	0.00	5,000.00	-168,517.96
4009 MISCELLANEOUS REVENUES	250.00	606,487.37	4665	340.00	1	4,266.39	8	0.00	55,000.00	50,733.61
TOTAL REVENUES	828,678.66	9,906,966.29	76	715,498.27	5	10,951,212.15	83	0.00	13,240,000.00	2,288,787.85
EXPENDITURES										
5001 SALARIES AND WAGES	410,461.67	4,597,314.65	78	419,798.42	7	5,465,169.63	86	0.00	6,346,246.55	881,076.92
5003 FRINGE BENEFITS	132,146.67	1,343,427.75	63	172,099.14	9	1,335,729.90	73	0.00	1,820,084.32	484,354.42
5010 COMMODITIES	35,178.52	408,195.56	58	59,116.22	7	688,479.02	82	0.00	842,208.08	153,729.06
5020 SERVICES	153,655.85	2,341,143.07	59	240,179.32	8	2,393,401.50	78	17,639.00	3,059,035.98	647,995.48
8000 CAPITAL OUTLAY	0.00	32,018.58	100	0.00	0	375,571.83	92	0.00	409,895.85	34,324.02
TOTAL EXPENDITURES	731,442.71	8,722,099.61	69	891,193.10	7	10,258,351.88	82	17,639.00	12,477,470.78	2,201,479.90
OTHER FINANCING SOURCES (USES)										
7001 OTHER FINANCING USES	0.00	0.00	0	0.00	0	0.00	0	0.00	-628,029.22	-628,029.22
TOTAL OTHER FINANCING SOURCES (USES)	0.00	0.00		0.00		0.00		0.00	-628,029.22	-628,029.22
NET CHANGE IN FUND BALANCE	97,235.95	1,184,866.68		-175,694.83		692,860.27		-17,639.00	134,500.00	-540,721.27



FUND DEPT 2106-010 : PUBL SAFETY SALES TAX FND - COUNTY BOARD

12/11/2023 1:46:34 PM

PERIOD ENDING 11/30/2023

	ACTUAL LAST YEAR			ACTUAL THIS YEAR				ENCUMBRANCE	BUDGET	UNENCUMBERED BALANCE
	CURRENT MONTH	YEAR TO DATE	%	CURRENT MONTH	%	YEAR TO DATE	%			
REVENUES										
4002 LOCAL SALES TAX	737,173.91	2,935,705.27	90	255,912.46	7	2,144,065.43	62	0.00	3,457,442.00	1,313,376.57
4008 INVESTMENT EARNINGS	18,534.35	58,080.64	290 4	39,097.96	782	223,595.81	447 2	0.00	5,000.00	-218,595.81
TOTAL REVENUES	755,708.26	2,993,785.91	92	295,010.42	9	2,367,661.24	68	0.00	3,462,442.00	1,094,780.76
EXPENDITURES										
5020 SERVICES	115,215.47	901,677.44	92	41,004.39	4	843,877.25	84	35,570.00	1,008,000.00	128,552.75
5050 INTEREST AND FISCAL CHARGES	475.00	752.08	50	0.00	0	0.00	0	0.00	2,500.00	2,500.00
TOTAL EXPENDITURES	115,690.47	902,429.52	92	41,004.39	4	843,877.25	84	35,570.00	1,010,500.00	131,052.75
OTHER FINANCING SOURCES (USES)										
7001 OTHER FINANCING USES	0.00	0.00	0	0.00	0	0.00	0	0.00	-2,020,315.00	-2,020,315.00
TOTAL OTHER FINANCING SOURCES (USES)	0.00	0.00		0.00		0.00		0.00	-2,020,315.00	-2,020,315.00
NET CHANGE IN FUND BALANCE	640,017.79	2,091,356.39		254,006.03		1,523,783.99		-35,570.00	431,627.00	-1,056,586.99




FUND DEPT 2106-013 : PUBL SAFETY SALES TAX FND - DEBT SERVICE

12/11/2023 1:46:34 PM

PERIOD ENDING 11/30/2023

	ACTUAL LAST YEAR			ACTUAL THIS YEAR				ENCUMBRANCE	BUDGET	UNENCUMBERED BALANCE
	CURRENT MONTH	YEAR TO DATE	%	CURRENT MONTH	%	YEAR TO DATE	%			
REVENUES										
4002 LOCAL SALES TAX	409,218.00	1,841,481.00	75	262,466.00	8	2,099,728.00	67	0.00	3,142,558.00	1,042,830.00
TOTAL REVENUES	409,218.00	1,841,481.00	75	262,466.00	8	2,099,728.00	67	0.00	3,142,558.00	1,042,830.00
EXPENDITURES										
5050 INTEREST AND FISCAL CHARGES	0.00	321,641.24	13	0.00	0	668,720.03	22	0.00	3,033,875.00	2,365,154.97
TOTAL EXPENDITURES	0.00	321,641.24	13	0.00	0	668,720.03	22	0.00	3,033,875.00	2,365,154.97
NET CHANGE IN FUND BALANCE	409,218.00	1,519,839.76		262,466.00		1,431,007.97		0.00	108,683.00	-1,322,324.97



FUND DEPT 2106-060 : PUBL SAFETY SALES TAX FND - HIGHWAY

12/11/2023 1:46:34 PM


PERIOD ENDING 11/30/2023

	ACTUAL LAST YEAR			ACTUAL THIS YEAR				ENCUMBRANCE	BUDGET	UNENCUMBERED BALANCE
	CURRENT MONTH	YEAR TO DATE	%	CURRENT MONTH	%	YEAR TO DATE	%			
REVENUES										
TOTAL REVENUES	0.00	0.00	0	0.00	0	0.00	0	0.00	0.00	0.00
NET CHANGE IN FUND BALANCE	0.00	0.00		0.00		0.00		0.00	0.00	0.00



PERIOD ENDING 11/30/2023

	ACTUAL LAST YEAR			ACTUAL THIS YEAR				ENCUMBRANCE	BUDGET	UNENCUMBERED BALANCE
	CURRENT MONTH	YEAR TO DATE	%	CURRENT MONTH	%	YEAR TO DATE	%			
EXPENDITURES										
5020 SERVICES	0.00	27,205.38	100	0.00	0	30,832.68	14	0.00	219,516.00	188,683.32
TOTAL EXPENDITURES	0.00	27,205.38	100	0.00	0	30,832.68	14	0.00	219,516.00	188,683.32
NET CHANGE IN FUND BALANCE	0.00	-27,205.38		0.00		-30,832.68		0.00	-219,516.00	-188,683.32



FUND DEPT 2106-237 : PUBL SAFETY SALES TAX FND - DELINQ PREVENTION GRANTS

12/11/2023 1:46:34 PM

PERIOD ENDING 11/30/2023

	ACTUAL LAST YEAR			ACTUAL THIS YEAR				ENCUMBRANCE	BUDGET	UNENCUMBERED BALANCE
	CURRENT MONTH	YEAR TO DATE	%	CURRENT MONTH	%	YEAR TO DATE	%			
EXPENDITURES										
5020 SERVICES	23,229.17	255,520.87	92	26,666.66	8	293,333.26	92	0.00	320,000.00	26,666.74
TOTAL EXPENDITURES	23,229.17	255,520.87	92	26,666.66	8	293,333.26	92	0.00	320,000.00	26,666.74
NET CHANGE IN FUND BALANCE	-23,229.17	-255,520.87		-26,666.66		-293,333.26		0.00	-320,000.00	-26,666.74



FUND DEPT 2107-010 : GEOGRAPHIC INF SYS FUND (GIS) - COUNTY BOARD

12/11/2023 1:46:34 PM

PERIOD ENDING 11/30/2023

	ACTUAL LAST YEAR			ACTUAL THIS YEAR				ENCUMBRANCE	BUDGET	UNENCUMBERED BALANCE
	CURRENT MONTH	YEAR TO DATE	%	CURRENT MONTH	%	YEAR TO DATE	%			
REVENUES										
4007 CHARGES FOR SERVICES	20,667.00	268,248.00	81	20,436.00	6	220,470.00	67	0.00	330,000.00	109,530.00
4008 INVESTMENT EARNINGS	1,395.34	5,498.27	274 9	1,930.76	193	3,645.28	365	0.00	1,000.00	-2,645.28
TOTAL REVENUES	22,062.34	273,746.27	83	22,366.76	7	224,115.28	68	0.00	331,000.00	106,884.72
EXPENDITURES										
5020 SERVICES	76,402.75	248,483.25	76	0.00	0	254,554.00	76	0.00	333,627.00	79,073.00
TOTAL EXPENDITURES	76,402.75	248,483.25	76	0.00	0	254,554.00	76	0.00	333,627.00	79,073.00
NET CHANGE IN FUND BALANCE	-54,340.41	25,263.02		22,366.76		-30,438.72		0.00	-2,627.00	27,811.72




FUND DEPT 2108-050 : DEVLPMNTL DISABILITY FUND - DEVLMTNL DISABILITY BOARD

12/11/2023 1:46:34 PM

PERIOD ENDING 11/30/2023

	ACTUAL LAST YEAR			ACTUAL THIS YEAR				ENCUMBRANCE	BUDGET	UNENCUMBERED BALANCE
	CURRENT MONTH	YEAR TO DATE	%	CURRENT MONTH	%	YEAR TO DATE	%			
REVENUES										
4001 PROPERTY TAX	0.00	4,284,506.83	95	251,861.66	5	4,772,864.23	98	0.00	4,863,487.00	90,622.77
4008 INVESTMENT EARNINGS	8,038.92	26,749.94	267 5	17,532.57	877	77,243.96	386 2	0.00	2,000.00	-75,243.96
4009 MISCELLANEOUS REVENUES	0.00	0.00	0	49,013.00	980	50,550.00	101 1	0.00	5,000.00	-45,550.00
TOTAL REVENUES	8,038.92	4,311,256.77	95	318,407.23	7	4,900,658.19	101	0.00	4,870,487.00	-30,171.19
EXPENDITURES										
5020 SERVICES	356,524.00	4,228,747.00	94	401,865.00	8	4,279,058.00	89	0.00	4,824,487.00	545,429.00
TOTAL EXPENDITURES	356,524.00	4,228,747.00	94	401,865.00	8	4,279,058.00	89	0.00	4,824,487.00	545,429.00
OTHER FINANCING SOURCES (USES)										
6001 OTHER FINANCING SOURCES	0.00	0.00	0	0.00	0	0.00	0	0.00	4,000.00	4,000.00
7001 OTHER FINANCING USES	0.00	-50,000.00	100	0.00	0	-50,000.00	100	0.00	-50,000.00	0.00
TOTAL OTHER FINANCING SOURCES (USES)	0.00	-50,000.00		0.00		-50,000.00		0.00	-46,000.00	4,000.00
NET CHANGE IN FUND BALANCE	-348,485.08	32,509.77		-83,457.77		571,600.19		0.00	0.00	-571,600.19




FUND DEPT 2109-932 : INDOOR CLIMATE RESOURCES AGENCY - INDOOR CLIMATE RESOURCES AGENCY

12/11/2023 1:46:34 PM

PERIOD ENDING 11/30/2023

	ACTUAL LAST YEAR			ACTUAL THIS YEAR				ENCUMBRANCE	BUDGET	UNENCUMBERED BALANCE
	CURRENT MONTH	YEAR TO DATE	%	CURRENT MONTH	%	YEAR TO DATE	%			
REVENUES										
4004 INTERGOVERNMENTAL REVENUE	0.00	0.00	0	963,909.28	18	963,909.28	18	0.00	5,469,000.00	4,505,090.72
TOTAL REVENUES	0.00	0.00	0	963,909.28	18	963,909.28	18	0.00	5,469,000.00	4,505,090.72
EXPENDITURES										
5001 SALARIES AND WAGES	0.00	0.00	0	93,456.00	5	424,160.04	21	0.00	1,993,441.32	1,569,281.28
5003 FRINGE BENEFITS	0.00	0.00	0	24,637.89	4	73,958.79	13	0.00	590,988.30	517,029.51
5010 COMMODITIES	0.00	0.00	0	7,912.79	5	84,501.19	52	0.00	161,292.00	76,790.81
5020 SERVICES	0.00	0.00	0	231,598.19	11	533,761.08	25	21,555.88	2,098,278.38	1,542,961.42
8000 CAPITAL OUTLAY	0.00	0.00	0	0.00	0	258,557.26	41	5,585.52	625,000.00	360,857.22
TOTAL EXPENDITURES	0.00	0.00	0	357,604.87	7	1,374,938.36	25	27,141.40	5,469,000.00	4,066,920.24
OTHER FINANCING SOURCES (USES)										
TOTAL OTHER FINANCING SOURCES (USES)	0.00	0.00		0.00		0.00		0.00	0.00	0.00
NET CHANGE IN FUND BALANCE	0.00	0.00		606,304.41		-411,029.08		-27,141.40	0.00	438,170.48



FUND DEPT 2110-110 : WORKFORCE DEVELOPMENT FND - WORKFORCE DEVELOPMENT

12/11/2023 1:46:34 PM

PERIOD ENDING 11/30/2023

	ACTUAL LAST YEAR			ACTUAL THIS YEAR				ENCUMBRANCE	BUDGET	UNENCUMBERED BALANCE
	CURRENT MONTH	YEAR TO DATE	%	CURRENT MONTH	%	YEAR TO DATE	%			
REVENUES										
4004 INTERGOVERNMENTAL REVENUE	451,532.92	2,673,302.10	60	387,958.99	14	2,283,074.27	84	0.00	2,705,000.00	421,925.73
4007 CHARGES FOR SERVICES	16,323.06	88,850.01	64	8,492.50	6	170,643.30	123	0.00	138,500.00	-32,143.30
TOTAL REVENUES	467,855.98	2,762,152.11	60	396,451.49	14	2,453,717.57	86	0.00	2,843,500.00	389,782.43
EXPENDITURES										
5001 SALARIES AND WAGES	37,715.99	511,247.43	45	49,728.11	7	601,018.46	87	0.00	691,302.25	90,283.79
5003 FRINGE BENEFITS	13,077.12	125,911.14	29	24,145.25	10	155,462.20	67	0.00	233,000.00	77,537.80
5010 COMMODITIES	51,974.39	66,003.63	339	3,648.84	6	29,586.53	48	0.00	61,770.06	32,183.53
5020 SERVICES	226,165.92	2,045,025.88	69	194,778.55	10	1,822,748.58	96	0.00	1,901,277.69	78,529.11
8000 CAPITAL OUTLAY	0.00	158,975.00	100	0.00	0	0.00	0	0.00	0.00	0.00
TOTAL EXPENDITURES	328,933.42	2,907,163.08	62	272,300.75	9	2,608,815.77	90	0.00	2,887,350.00	278,534.23
OTHER FINANCING SOURCES (USES)										
6001 OTHER FINANCING SOURCES	0.00	0.00	0	0.00	0	0.00	0	0.00	50,000.00	50,000.00
7001 OTHER FINANCING USES	0.00	0.00	0	0.00	0	0.00	0	0.00	-2,000.00	-2,000.00
TOTAL OTHER FINANCING SOURCES (USES)	0.00	0.00		0.00		0.00		0.00	48,000.00	48,000.00
NET CHANGE IN FUND BALANCE	138,922.56	-145,010.97		124,150.74		-155,098.20		0.00	4,150.00	159,248.20



FUND DEPT 2120-060 : HWY IDOT REBUILD GRANT - HIGHWAY

12/11/2023 1:46:34 PM

PERIOD ENDING 11/30/2023

	ACTUAL LAST YEAR			ACTUAL THIS YEAR				ENCUMBRANCE	BUDGET	UNENCUMBERED BALANCE
	CURRENT MONTH	YEAR TO DATE	%	CURRENT MONTH	%	YEAR TO DATE	%			
REVENUES										
4004 INTERGOVERNMENTAL REVENUE	0.00	1,924,899.52	100	0.00	0	0.00	0	0.00	0.00	0.00
4008 INVESTMENT EARNINGS	-24,804.01	-4,292.86	-143	0.00	0	0.00	0	0.00	2,000.00	2,000.00
TOTAL REVENUES	-24,804.01	1,920,606.66	100	0.00	0	0.00	0	0.00	2,000.00	2,000.00
EXPENDITURES										
8000 CAPITAL OUTLAY	157,809.49	2,435,752.02	57	479,638.54	19	2,478,124.89	99	0.00	2,496,064.00	17,939.11
TOTAL EXPENDITURES	157,809.49	2,435,752.02	57	479,638.54	19	2,478,124.89	99	0.00	2,496,064.00	17,939.11
NET CHANGE IN FUND BALANCE	-182,613.50	-515,145.36		-479,638.54		-2,478,124.89		0.00	-2,494,064.00	-15,939.11




FUND DEPT 2121-060 : TWP IDOT REBUILD GRANT - HIGHWAY

12/11/2023 1:46:34 PM

PERIOD ENDING 11/30/2023

	ACTUAL LAST YEAR			ACTUAL THIS YEAR				ENCUMBRANCE	BUDGET	UNENCUMBERED BALANCE
	CURRENT MONTH	YEAR TO DATE	%	CURRENT MONTH	%	YEAR TO DATE	%			
REVENUES										
4004 INTERGOVERNMENTAL REVENUE	0.00	1,724,934.74	0	0.00	0	0.00	0	0.00	0.00	0.00
4008 INVESTMENT EARNINGS	-14,138.94	-3,767.36	0	0.00	0	0.00	0	0.00	0.00	0.00
TOTAL REVENUES	-14,138.94	1,721,167.38	0	0.00	0	0.00	0	0.00	0.00	0.00
EXPENDITURES										
5020 SERVICES	0.00	1,625,065.10	11	0.00	0	1,749,095.87	35	0.00	5,000,000.00	3,250,904.13
TOTAL EXPENDITURES	0.00	1,625,065.10	11	0.00	0	1,749,095.87	35	0.00	5,000,000.00	3,250,904.13
NET CHANGE IN FUND BALANCE	-14,138.94	96,102.28		0.00		-1,749,095.87		0.00	-5,000,000.00	-3,250,904.13




FUND DEPT 2188-044 : SOCIAL SECURITY FUND - NURSING HOME

12/11/2023 1:46:34 PM

PERIOD ENDING 11/30/2023

	ACTUAL LAST YEAR			ACTUAL THIS YEAR				ENCUMBRANCE	BUDGET	UNENCUMBERED BALANCE
	CURRENT MONTH	YEAR TO DATE	%	CURRENT MONTH	%	YEAR TO DATE	%			
EXPENDITURES										
TOTAL EXPENDITURES	0.00	0.00	0	0.00	0	0.00	0	0.00	0.00	0.00
OTHER FINANCING SOURCES (USES)										
TOTAL OTHER FINANCING SOURCES (USES)	0.00	0.00		0.00		0.00		0.00	0.00	0.00
NET CHANGE IN FUND BALANCE	0.00	0.00		0.00		0.00		0.00	0.00	0.00



FUND DEPT 2188-075 : SOCIAL SECURITY FUND - GENERAL COUNTY

12/11/2023 1:46:34 PM

PERIOD ENDING 11/30/2023

	ACTUAL LAST YEAR			ACTUAL THIS YEAR				ENCUMBRANCE	BUDGET	UNENCUMBERED BALANCE
	CURRENT MONTH	YEAR TO DATE	%	CURRENT MONTH	%	YEAR TO DATE	%			
REVENUES										
4001 PROPERTY TAX	0.00	1,772,138.93	95	104,368.63	5	1,977,821.30	98	0.00	2,010,143.00	32,321.70
4008 INVESTMENT EARNINGS	3,043.45	9,068.35	0	6,559.57	729	49,174.37	546 4	0.00	900.00	-48,274.37
4009 MISCELLANEOUS REVENUES	0.00	884.53	0	0.00	0	0.01	0	0.00	0.00	-0.01
TOTAL REVENUES	3,043.45	1,782,091.81	95	110,928.20	6	2,026,995.68	101	0.00	2,011,043.00	-15,952.68
EXPENDITURES										
5003 FRINGE BENEFITS	134,415.98	1,529,827.98	47	141,274.91	7	1,627,419.36	81	0.00	2,010,143.00	382,723.64
TOTAL EXPENDITURES	134,415.98	1,529,827.98	47	141,274.91	7	1,627,419.36	81	0.00	2,010,143.00	382,723.64
OTHER FINANCING SOURCES (USES)										
6001 OTHER FINANCING SOURCES	0.00	-6,302.44	0	0.00	0	0.00	0	0.00	0.00	0.00
TOTAL OTHER FINANCING SOURCES (USES)	0.00	-6,302.44		0.00		0.00		0.00	0.00	0.00
NET CHANGE IN FUND BALANCE	-131,372.53	245,961.39		-30,346.71		399,576.32		0.00	900.00	-398,676.32




FUND DEPT 2474-474 : RPC USDA REVOLVING LOANS - RPC USDA REVOLVING LOANS

12/11/2023 1:46:34 PM

PERIOD ENDING 11/30/2023

	ACTUAL LAST YEAR			ACTUAL THIS YEAR				ENCUMBRANCE	BUDGET	UNENCUMBERED BALANCE
	CURRENT MONTH	YEAR TO DATE	%	CURRENT MONTH	%	YEAR TO DATE	%			
REVENUES										
4008 INVESTMENT EARNINGS	487.01	12,949.78	86	1,347.24	9	11,003.79	73	0.00	15,030.00	4,026.21
TOTAL REVENUES	487.01	12,949.78	86	1,347.24	9	11,003.79	73	0.00	15,030.00	4,026.21
EXPENDITURES										
5020 SERVICES	0.00	31,838.00	91	0.00	0	31,838.00	91	0.00	35,000.00	3,162.00
TOTAL EXPENDITURES	0.00	31,838.00	91	0.00	0	31,838.00	91	0.00	35,000.00	3,162.00
OTHER FINANCING SOURCES (USES)										
7001 OTHER FINANCING USES	0.00	-2,884.60	41	-1,638.66	23	-2,638.79	38	0.00	-7,000.00	-4,361.21
TOTAL OTHER FINANCING SOURCES (USES)	0.00	-2,884.60		-1,638.66		-2,638.79		0.00	-7,000.00	-4,361.21
NET CHANGE IN FUND BALANCE	487.01	-21,772.82		-291.42		-23,473.00		0.00	-26,970.00	-3,497.00



FUND DEPT 2475-475 : RPC ECON DEVELOPMNT LOANS - RPC ECON DEVELOPMNT LOANS

12/11/2023 1:46:34 PM

PERIOD ENDING 11/30/2023

	ACTUAL LAST YEAR			ACTUAL THIS YEAR				ENCUMBRANCE	BUDGET	UNENCUMBERED BALANCE
	CURRENT MONTH	YEAR TO DATE	%	CURRENT MONTH	%	YEAR TO DATE	%			
REVENUES										
4008 INVESTMENT EARNINGS	21,759.62	144,965.30	131	20,181.32	24	185,414.68	223	0.00	83,000.00	-102,414.68
TOTAL REVENUES	21,759.62	144,965.30	131	20,181.32	24	185,414.68	223	0.00	83,000.00	-102,414.68
EXPENDITURES										
5020 SERVICES	0.00	0.00	0	0.00	0	1,727,748.63	92	0.00	1,882,751.00	155,002.37
TOTAL EXPENDITURES	0.00	0.00	0	0.00	0	1,727,748.63	92	0.00	1,882,751.00	155,002.37
OTHER FINANCING SOURCES (USES)										
6001 OTHER FINANCING SOURCES	0.00	0.00	0	0.00	0	0.00	0	0.00	100,000.00	100,000.00
7001 OTHER FINANCING USES	0.00	-73,131.70	71	-30,584.45	39	-37,328.78	48	0.00	-78,500.00	-41,171.22
TOTAL OTHER FINANCING SOURCES (USES)	0.00	-73,131.70		-30,584.45		-37,328.78		0.00	21,500.00	58,828.78
NET CHANGE IN FUND BALANCE	21,759.62	71,833.60		-10,403.13		-1,579,662.73		0.00	-1,778,251.00	-198,588.27



FUND DEPT 2609-026 : TAX INDEMNITY FUND - COUNTY TREASURER

12/11/2023 1:46:34 PM

PERIOD ENDING 11/30/2023

	ACTUAL LAST YEAR			ACTUAL THIS YEAR				ENCUMBRANCE	BUDGET	UNENCUMBERED BALANCE
	CURRENT MONTH	YEAR TO DATE	%	CURRENT MONTH	%	YEAR TO DATE	%			
REVENUES										
4007 CHARGES FOR SERVICES	0.00	0.00	0	24,280.00	0	50,218.00	0	0.00	0.00	-50,218.00
4008 INVESTMENT EARNINGS	0.00	0.00	0	2,131.89	0	-4,315.91	0	0.00	0.00	4,315.91
TOTAL REVENUES	0.00	0.00	0	26,411.89	0	45,902.09	0	0.00	0.00	-45,902.09
EXPENDITURES										
5020 SERVICES	0.00	0.00	0	0.00	0	99,000.00	100	0.00	99,000.00	0.00
TOTAL EXPENDITURES	0.00	0.00	0	0.00	0	99,000.00	100	0.00	99,000.00	0.00
OTHER FINANCING SOURCES (USES)										
TOTAL OTHER FINANCING SOURCES (USES)	0.00	0.00		0.00		0.00		0.00	0.00	0.00
NET CHANGE IN FUND BALANCE	0.00	0.00		26,411.89		-53,097.91		0.00	-99,000.00	-45,902.09



FUND DEPT 2610-026 : WORKING CASH FUND - COUNTY TREASURER

12/11/2023 1:46:34 PM

PERIOD ENDING 11/30/2023

	ACTUAL LAST YEAR			ACTUAL THIS YEAR				ENCUMBRANCE	BUDGET	UNENCUMBERED BALANCE
	CURRENT MONTH	YEAR TO DATE	%	CURRENT MONTH	%	YEAR TO DATE	%			
REVENUES										
4008 INVESTMENT EARNINGS	965.26	4,200.03	60	1,816.90	26	3,769.43	54	0.00	7,000.00	3,230.57
TOTAL REVENUES	965.26	4,200.03	60	1,816.90	26	3,769.43	54	0.00	7,000.00	3,230.57
OTHER FINANCING SOURCES (USES)										
7001 OTHER FINANCING USES	0.00	0.00	0	0.00	0	0.00	0	0.00	-7,000.00	-7,000.00
TOTAL OTHER FINANCING SOURCES (USES)	0.00	0.00		0.00		0.00		0.00	-7,000.00	-7,000.00
NET CHANGE IN FUND BALANCE	965.26	4,200.03		1,816.90		3,769.43		0.00	0.00	-3,769.43



FUND DEPT 2611-022 : COUNTY CLK SURCHARGE FUND - COUNTY CLERK

12/11/2023 1:46:34 PM

PERIOD ENDING 11/30/2023

	ACTUAL LAST YEAR			ACTUAL THIS YEAR				ENCUMBRANCE	BUDGET	UNENCUMBERED BALANCE
	CURRENT MONTH	YEAR TO DATE	%	CURRENT MONTH	%	YEAR TO DATE	%			
REVENUES										
4007 CHARGES FOR SERVICES	1,270.00	9,266.00	77	0.00	0	0.00	0	0.00	0.00	0.00
TOTAL REVENUES	1,270.00	9,266.00	77	0.00	0	0.00	0	0.00	0.00	0.00
EXPENDITURES										
5020 SERVICES	780.00	9,979.00	83	0.00	0	0.00	0	0.00	0.00	0.00
TOTAL EXPENDITURES	780.00	9,979.00	83	0.00	0	0.00	0	0.00	0.00	0.00
NET CHANGE IN FUND BALANCE	490.00	-713.00		0.00		0.00		0.00	0.00	0.00



FUND DEPT 2612-040 : SHERIFF DRUG FORFEITURES - SHERIFF

12/11/2023 1:46:34 PM

PERIOD ENDING 11/30/2023

	ACTUAL LAST YEAR			ACTUAL THIS YEAR				ENCUMBRANCE	BUDGET	UNENCUMBERED BALANCE
	CURRENT MONTH	YEAR TO DATE	%	CURRENT MONTH	%	YEAR TO DATE	%			
REVENUES										
4005 FINES AND FORFEITURES	0.00	7,969.74	80	20,686.85	207	30,473.71	305	0.00	10,000.00	-20,473.71
4008 INVESTMENT EARNINGS	308.71	1,332.11	266 4	144.41	144	146.17	146	0.00	100.00	-46.17
TOTAL REVENUES	308.71	9,301.85	93	20,831.26	206	30,619.88	303	0.00	10,100.00	-20,519.88
EXPENDITURES										
5010 COMMODITIES	1,278.27	6,918.61	86	510.05	6	7,748.42	98	0.00	7,941.00	192.58
5020 SERVICES	6,559.34	8,590.77	48	1,048.04	8	12,556.28	95	0.00	13,159.00	602.72
TOTAL EXPENDITURES	7,837.61	15,509.38	60	1,558.09	7	20,304.70	96	0.00	21,100.00	795.30
OTHER FINANCING SOURCES (USES)										
TOTAL OTHER FINANCING SOURCES (USES)	0.00	0.00		0.00		0.00		0.00	0.00	0.00
NET CHANGE IN FUND BALANCE	-7,528.90	-6,207.53		19,273.17		10,315.18		0.00	-11,000.00	-21,315.18



FUND DEPT 2613-030 : COURT'S AUTOMATION FUND - CIRCUIT CLERK

12/11/2023 1:46:34 PM

PERIOD ENDING 11/30/2023

	ACTUAL LAST YEAR			ACTUAL THIS YEAR				ENCUMBRANCE	BUDGET	UNENCUMBERED BALANCE
	CURRENT MONTH	YEAR TO DATE	%	CURRENT MONTH	%	YEAR TO DATE	%			
REVENUES										
4004 INTERGOVERNMENTAL REVENUE	0.00	28,514.56	100	0.00	0	52,323.42	100	0.00	52,323.42	0.00
4007 CHARGES FOR SERVICES	20,021.57	188,775.56	84	19,749.06	10	214,737.46	107	0.00	200,000.00	-14,737.46
4008 INVESTMENT EARNINGS	217.48	371.35	0	847.16	0	6,248.27	0	0.00	0.00	-6,248.27
TOTAL REVENUES	20,239.05	217,661.47	86	20,596.22	8	273,309.15	108	0.00	252,323.42	-20,985.73
EXPENDITURES										
5010 COMMODITIES	0.00	96.70	2	0.00	0	61,133.60	52	0.00	118,542.42	57,408.82
5020 SERVICES	0.00	214,489.89	90	0.00	0	149,403.71	66	0.00	226,700.00	77,296.29
8000 CAPITAL OUTLAY	0.00	28,514.56	85	0.00	0	0.00	0	0.00	0.00	0.00
TOTAL EXPENDITURES	0.00	243,101.15	88	0.00	0	210,537.31	61	0.00	345,242.42	134,705.11
OTHER FINANCING SOURCES (USES)										
TOTAL OTHER FINANCING SOURCES (USES)	0.00	0.00		0.00		0.00		0.00	0.00	0.00
NET CHANGE IN FUND BALANCE	20,239.05	-25,439.68		20,596.22		62,771.84		0.00	-92,919.00	-155,690.84




FUND DEPT 2614-023 : RECORDER'S AUTOMATION FND - RECORDER

12/11/2023 1:46:34 PM

PERIOD ENDING 11/30/2023

	ACTUAL LAST YEAR			ACTUAL THIS YEAR				ENCUMBRANCE	BUDGET	UNENCUMBERED BALANCE
	CURRENT MONTH	YEAR TO DATE	%	CURRENT MONTH	%	YEAR TO DATE	%			
REVENUES										
4007 CHARGES FOR SERVICES	14,308.58	156,965.59	87	67,531.98	38	221,604.53	123	0.00	180,000.00	-41,604.53
4008 INVESTMENT EARNINGS	1,429.76	5,747.17	115	2,951.35	295	6,888.19	689	0.00	1,000.00	-5,888.19
TOTAL REVENUES	15,738.34	162,712.76	88	70,483.33	39	228,492.72	126	0.00	181,000.00	-47,492.72
EXPENDITURES										
5001 SALARIES AND WAGES	1,077.12	12,822.49	50	1,119.96	4	13,176.00	49	0.00	27,128.00	13,952.00
5003 FRINGE BENEFITS	225.35	1,946.03	51	193.09	9	1,641.69	78	0.00	2,103.00	461.31
5010 COMMODITIES	0.00	65,271.69	83	0.00	0	7,206.85	41	0.00	17,422.00	10,215.15
5020 SERVICES	8,017.68	51,642.10	73	1,395.54	1	100,781.74	63	0.00	160,538.00	59,756.26
8000 CAPITAL OUTLAY	0.00	0.00	0	0.00	0	0.00	0	0.00	2,840.00	2,840.00
TOTAL EXPENDITURES	9,320.15	131,682.31	74	2,708.59	1	122,806.28	58	0.00	210,031.00	87,224.72
NET CHANGE IN FUND BALANCE	6,418.19	31,030.45		67,774.74		105,686.44		0.00	-29,031.00	-134,717.44



FUND DEPT 2615-036 : PUBLIC DEFENDER AUTOMATN - PUBLIC DEFENDER

12/11/2023 1:46:34 PM

PERIOD ENDING 11/30/2023

	ACTUAL LAST YEAR			ACTUAL THIS YEAR				ENCUMBRANCE	BUDGET	UNENCUMBERED BALANCE
	CURRENT MONTH	YEAR TO DATE	%	CURRENT MONTH	%	YEAR TO DATE	%			
REVENUES										
4007 CHARGES FOR SERVICES	91.00	486.00	75	390.00	60	4,395.60	676	0.00	650.00	-3,745.60
TOTAL REVENUES	91.00	486.00	75	390.00	60	4,395.60	676	0.00	650.00	-3,745.60
EXPENDITURES										
5010 COMMODITIES	0.00	0.00	0	0.00	0	0.00	0	0.00	650.00	650.00
TOTAL EXPENDITURES	0.00	0.00	0	0.00	0	0.00	0	0.00	650.00	650.00
NET CHANGE IN FUND BALANCE	91.00	486.00		390.00		4,395.60		0.00	0.00	-4,395.60



FUND DEPT 2617-030 : CHILD SUPPORT SERV FUND - CIRCUIT CLERK

12/11/2023 1:46:34 PM

PERIOD ENDING 11/30/2023

	ACTUAL LAST YEAR			ACTUAL THIS YEAR				ENCUMBRANCE	BUDGET	UNENCUMBERED BALANCE
	CURRENT MONTH	YEAR TO DATE	%	CURRENT MONTH	%	YEAR TO DATE	%			
REVENUES										
4007 CHARGES FOR SERVICES	0.00	258.28	1	72.00	1	396.00	4	0.00	10,000.00	9,604.00
4008 INVESTMENT EARNINGS	128.49	563.99	0	205.69	0	428.40	0	0.00	0.00	-428.40
TOTAL REVENUES	128.49	822.27	5	277.69	3	824.40	8	0.00	10,000.00	9,175.60
EXPENDITURES										
5020 SERVICES	0.00	5,000.00	37	0.00	0	5,000.00	50	0.00	10,000.00	5,000.00
TOTAL EXPENDITURES	0.00	5,000.00	28	0.00	0	5,000.00	50	0.00	10,000.00	5,000.00
OTHER FINANCING SOURCES (USES)										
TOTAL OTHER FINANCING SOURCES (USES)	0.00	0.00		0.00		0.00		0.00	0.00	0.00
NET CHANGE IN FUND BALANCE	128.49	-4,177.73		277.69		-4,175.60		0.00	0.00	4,175.60



FUND DEPT 2618-051 : PROBATION SERVICES FUND - JUVENILE DETENTION CENTER

12/11/2023 1:46:34 PM

PERIOD ENDING 11/30/2023

	ACTUAL LAST YEAR			ACTUAL THIS YEAR				ENCUMBRANCE	BUDGET	UNENCUMBERED BALANCE
	CURRENT MONTH	YEAR TO DATE	%	CURRENT MONTH	%	YEAR TO DATE	%			
REVENUES										
4007 CHARGES FOR SERVICES	2,732.25	26,539.04	59	3,280.00	9	32,442.16	93	0.00	35,000.00	2,557.84
TOTAL REVENUES	2,732.25	26,539.04	59	3,280.00	9	32,442.16	93	0.00	35,000.00	2,557.84
EXPENDITURES										
5020 SERVICES	0.00	0.00	0	0.00	0	0.00	0	0.00	9,000.00	9,000.00
8000 CAPITAL OUTLAY	0.00	0.00	0	0.00	0	45,720.00	99	0.00	46,000.00	280.00
TOTAL EXPENDITURES	0.00	0.00	0	0.00	0	45,720.00	83	0.00	55,000.00	9,280.00
OTHER FINANCING SOURCES (USES)										
TOTAL OTHER FINANCING SOURCES (USES)	0.00	0.00		0.00		0.00		0.00	0.00	0.00
NET CHANGE IN FUND BALANCE	2,732.25	26,539.04		3,280.00		-13,277.84		0.00	-20,000.00	-6,722.16



FUND DEPT 2618-052 : PROBATION SERVICES FUND - COURT SERVICES -PROBATION

12/11/2023 1:46:34 PM

PERIOD ENDING 11/30/2023

	ACTUAL LAST YEAR			ACTUAL THIS YEAR				ENCUMBRANCE	BUDGET	UNENCUMBERED BALANCE
	CURRENT MONTH	YEAR TO DATE	%	CURRENT MONTH	%	YEAR TO DATE	%			
REVENUES										
4007 CHARGES FOR SERVICES	36,778.79	241,176.21	64	31,255.56	10	236,608.47	73	0.00	325,000.00	88,391.53
4008 INVESTMENT EARNINGS	4,998.05	21,098.30	281 3	10,094.98	224	22,796.35	507	0.00	4,500.00	-18,296.35
4009 MISCELLANEOUS REVENUES	0.00	300.00	3	0.00	0	3,375.00	675	0.00	500.00	-2,875.00
TOTAL REVENUES	41,776.84	262,574.51	68	41,350.54	13	262,779.82	80	0.00	330,000.00	67,220.18
EXPENDITURES										
5010 COMMODITIES	200.94	33,351.22	39	4,756.34	6	29,494.19	38	0.00	78,250.00	48,755.81
5020 SERVICES	11,519.69	89,858.04	31	9,777.01	3	108,063.20	37	0.00	294,250.00	186,186.80
8000 CAPITAL OUTLAY	0.00	0.00	0	0.00	0	0.00	0	0.00	36,500.00	36,500.00
TOTAL EXPENDITURES	11,720.63	123,209.26	30	14,533.35	4	137,557.39	34	0.00	409,000.00	271,442.61
OTHER FINANCING SOURCES (USES)										
7001 OTHER FINANCING USES	0.00	0.00	0	0.00	0	0.00	0	0.00	-10,000.00	-10,000.00
TOTAL OTHER FINANCING SOURCES (USES)	0.00	0.00		0.00		0.00		0.00	-10,000.00	-10,000.00
NET CHANGE IN FUND BALANCE	30,056.21	139,365.25		26,817.19		125,222.43		0.00	-89,000.00	-214,222.43



FUND DEPT 2619-026 : TAX SALE AUTOMATION FUND - COUNTY TREASURER

12/11/2023 1:46:34 PM

PERIOD ENDING 11/30/2023

	ACTUAL LAST YEAR			ACTUAL THIS YEAR				ENCUMBRANCE	BUDGET	UNENCUMBERED BALANCE
	CURRENT MONTH	YEAR TO DATE	%	CURRENT MONTH	%	YEAR TO DATE	%			
REVENUES										
4007 CHARGES FOR SERVICES	-11,312.98	19,857.62	99	13,838.00	80	21,571.25	125	0.00	17,200.00	-4,371.25
4008 INVESTMENT EARNINGS	73.53	177.82	89	26.79	13	-28.91	-14	0.00	200.00	228.91
TOTAL REVENUES	-11,239.45	20,035.44	99	13,864.79	80	21,542.34	124	0.00	17,400.00	-4,142.34
EXPENDITURES										
5001 SALARIES AND WAGES	564.00	16,888.00	96	0.00	0	12,462.00	108	0.00	11,500.00	-962.00
5003 FRINGE BENEFITS	158.75	1,603.95	195	127.94	11	1,257.15	109	0.00	1,157.00	-100.15
5010 COMMODITIES	0.00	0.00	0	0.00	0	0.00	0	0.00	2,000.00	2,000.00
5020 SERVICES	0.00	485.00	24	0.00	0	410.00	16	0.00	2,500.00	2,090.00
TOTAL EXPENDITURES	722.75	18,976.95	88	127.94	1	14,129.15	82	0.00	17,157.00	3,027.85
NET CHANGE IN FUND BALANCE	-11,962.20	1,058.49		13,736.85		7,413.19		0.00	243.00	-7,170.19



FUND DEPT 2621-041 : STS ATTY DRUG FORFEITURES - STATES ATTORNEY

12/11/2023 1:46:34 PM

PERIOD ENDING 11/30/2023

	ACTUAL LAST YEAR			ACTUAL THIS YEAR				ENCUMBRANCE	BUDGET	UNENCUMBERED BALANCE
	CURRENT MONTH	YEAR TO DATE	%	CURRENT MONTH	%	YEAR TO DATE	%			
REVENUES										
4005 FINES AND FORFEITURES	125.00	56,564.05	236	0.00	0	46,622.20	194	0.00	24,000.00	-22,622.20
4008 INVESTMENT EARNINGS										
	312.35	1,418.11	0	346.21	462	-896.26	119	0.00	75.00	971.26
							5			
TOTAL REVENUES	437.35	57,982.16	242	346.21	1	45,725.94	190	0.00	24,075.00	-21,650.94
EXPENDITURES										
5010 COMMODITIES	1,859.31	23,983.30	46	348.53	1	47,616.64	90	0.00	52,875.00	5,258.36
5020 SERVICES	2,180.40	24,742.68	48	776.99	1	26,811.03	49	0.00	54,300.00	27,488.97
TOTAL EXPENDITURES	4,039.71	48,725.98	47	1,125.52	1	74,427.67	69	0.00	107,175.00	32,747.33
OTHER FINANCING SOURCES (USES)										
TOTAL OTHER FINANCING SOURCES (USES)	0.00	0.00		0.00		0.00		0.00	0.00	0.00
NET CHANGE IN FUND BALANCE	-3,602.36	9,256.18		-779.31		-28,701.73		0.00	-83,100.00	-54,398.27



FUND DEPT 2627-026 : PROPERTY TAX INT FEE FUND - COUNTY TREASURER

12/11/2023 1:46:34 PM

PERIOD ENDING 11/30/2023

	ACTUAL LAST YEAR			ACTUAL THIS YEAR				ENCUMBRANCE	BUDGET	UNENCUMBERED BALANCE
	CURRENT MONTH	YEAR TO DATE	%	CURRENT MONTH	%	YEAR TO DATE	%			
REVENUES										
4007 CHARGES FOR SERVICES	49,680.00	49,920.00	91	66,540.00	121	67,020.00	122	0.00	55,000.00	-12,020.00
4008 INVESTMENT EARNINGS	38.46	123.49	6	3.84	0	182.29	9	0.00	2,000.00	1,817.71
TOTAL REVENUES	49,718.46	50,043.49	88	66,543.84	117	67,202.29	118	0.00	57,000.00	-10,202.29
OTHER FINANCING SOURCES (USES)										
7001 OTHER FINANCING USES	0.00	0.00	0	0.00	0	0.00	0	0.00	-57,000.00	-57,000.00
TOTAL OTHER FINANCING SOURCES (USES)	0.00	0.00		0.00		0.00		0.00	-57,000.00	-57,000.00
NET CHANGE IN FUND BALANCE	49,718.46	50,043.49		66,543.84		67,202.29		0.00	0.00	-67,202.29



FUND DEPT 2628-022 : ELECTN ASSIST/ACCESSIBLTY - COUNTY CLERK

12/11/2023 1:46:34 PM

PERIOD ENDING 11/30/2023

	ACTUAL LAST YEAR			ACTUAL THIS YEAR				ENCUMBRANCE	BUDGET	UNENCUMBERED BALANCE
	CURRENT MONTH	YEAR TO DATE	%	CURRENT MONTH	%	YEAR TO DATE	%			
REVENUES										
4004 INTERGOVERNMENTAL REVENUE	0.00	77,461.30	35	0.00	0	117,597.93	51	0.00	230,607.00	113,009.07
TOTAL REVENUES	0.00	77,461.30	35	0.00	0	117,597.93	51	0.00	230,607.00	113,009.07
EXPENDITURES										
5001 SALARIES AND WAGES	5,530.37	26,816.78	77	1,274.00	5	11,231.20	48	0.00	23,332.20	12,101.00
5003 FRINGE BENEFITS	305.49	2,171.61	71	128.15	2	981.09	14	0.00	7,035.00	6,053.91
5010 COMMODITIES	0.00	67,679.19	100	0.00	0	0.00	0	0.00	2,516.00	2,516.00
5020 SERVICES	6,206.59	28,510.63	25	15,249.87	8	144,319.75	73	0.00	197,723.80	53,404.05
TOTAL EXPENDITURES	12,042.45	125,178.21	56	16,652.02	7	156,532.04	68	0.00	230,607.00	74,074.96
OTHER FINANCING SOURCES (USES)										
TOTAL OTHER FINANCING SOURCES (USES)	0.00	0.00		0.00		0.00		0.00	0.00	0.00
NET CHANGE IN FUND BALANCE	-12,042.45	-47,716.91		-16,652.02		-38,934.11		0.00	0.00	38,934.11



FUND DEPT 2629-010 : COUNTY HISTORICAL FUND - COUNTY BOARD

12/11/2023 1:46:34 PM

PERIOD ENDING 11/30/2023

	ACTUAL LAST YEAR			ACTUAL THIS YEAR				ENCUMBRANCE	BUDGET	UNENCUMBERED BALANCE
	CURRENT MONTH	YEAR TO DATE	%	CURRENT MONTH	%	YEAR TO DATE	%			
REVENUES										
4008 INVESTMENT EARNINGS	22.78	99.17	992	43.37	145	89.75	299	0.00	30.00	-59.75
TOTAL REVENUES	22.78	99.17	992	43.37	145	89.75	299	0.00	30.00	-59.75
EXPENDITURES										
5020 SERVICES	0.00	0.00	0	0.00	0	0.00	0	0.00	5,000.00	5,000.00
TOTAL EXPENDITURES	0.00	0.00	0	0.00	0	0.00	0	0.00	5,000.00	5,000.00
NET CHANGE IN FUND BALANCE	22.78	99.17		43.37		89.75		0.00	-4,970.00	-5,059.75



FUND DEPT 2630-030 : CIR CLK OPERATION & ADMIN - CIRCUIT CLERK

12/11/2023 1:46:34 PM

PERIOD ENDING 11/30/2023

	ACTUAL LAST YEAR			ACTUAL THIS YEAR				ENCUMBRANCE	BUDGET	UNENCUMBERED BALANCE
	CURRENT MONTH	YEAR TO DATE	%	CURRENT MONTH	%	YEAR TO DATE	%			
REVENUES										
4004 INTERGOVERNMENTAL REVENUE	0.00	0.00	0	0.00	0	30,556.34	108	0.00	28,301.00	-2,255.34
4007 CHARGES FOR SERVICES	-99,138.90	621,873.92	234	50,807.39	11	504,700.62	112	0.00	450,000.00	-54,700.62
4008 INVESTMENT EARNINGS	1,027.20	4,169.93	0	1,280.09	0	-17,986.00	0	0.00	0.00	17,986.00
TOTAL REVENUES	-98,111.70	626,043.85	236	52,087.48	11	517,270.96	108	0.00	478,301.00	-38,969.96
EXPENDITURES										
5001 SALARIES AND WAGES	0.00	75,935.92	100	0.00	0	0.00	0	0.00	79,997.00	79,997.00
5003 FRINGE BENEFITS	0.00	16,130.64	100	0.00	0	0.00	0	0.00	21,125.00	21,125.00
5010 COMMODITIES	145.09	35,455.57	45	5,124.99	8	17,627.27	26	0.00	67,501.00	49,873.73
5020 SERVICES	782.00	167,008.34	81	10,449.75	5	151,889.51	78	0.00	193,582.00	41,692.49
TOTAL EXPENDITURES	927.09	294,530.47	78	15,574.74	4	169,516.78	47	0.00	362,205.00	192,688.22
OTHER FINANCING SOURCES (USES)										
7001 OTHER FINANCING USES	0.00	0.00	0	0.00	0	-19,900.00	100	0.00	-19,900.00	0.00
TOTAL OTHER FINANCING SOURCES (USES)	0.00	0.00		0.00		-19,900.00		0.00	-19,900.00	0.00
NET CHANGE IN FUND BALANCE	-99,038.79	331,513.38		36,512.74		327,854.18		0.00	96,196.00	-231,658.18



FUND DEPT 2632-030 : CIR CLK ELCTRNC CITATIONS - CIRCUIT CLERK

12/11/2023 1:46:34 PM

PERIOD ENDING 11/30/2023

	ACTUAL LAST YEAR			ACTUAL THIS YEAR				ENCUMBRANCE	BUDGET	UNENCUMBERED BALANCE
	CURRENT MONTH	YEAR TO DATE	%	CURRENT MONTH	%	YEAR TO DATE	%			
REVENUES										
4007 CHARGES FOR SERVICES	3,528.00	39,012.95	71	5,159.71	11	56,207.90	125	0.00	45,000.00	-11,207.90
4008 INVESTMENT EARNINGS	670.00	2,749.80	0	1,594.77	0	4,893.63	0	0.00	0.00	-4,893.63
TOTAL REVENUES	4,198.00	41,762.75	76	6,754.48	15	61,101.53	136	0.00	45,000.00	-16,101.53
EXPENDITURES										
5020 SERVICES	0.00	0.00	0	0.00	0	0.00	0	0.00	225,000.00	225,000.00
TOTAL EXPENDITURES	0.00	0.00	0	0.00	0	0.00	0	0.00	225,000.00	225,000.00
NET CHANGE IN FUND BALANCE	4,198.00	41,762.75		6,754.48		61,101.53		0.00	-180,000.00	-241,101.53



FUND DEPT 2633-041 : STS ATTY RECORDS AUTOMATN - STATES ATTORNEY

12/11/2023 1:46:34 PM

PERIOD ENDING 11/30/2023

	ACTUAL LAST YEAR			ACTUAL THIS YEAR				ENCUMBRANCE	BUDGET	UNENCUMBERED BALANCE
	CURRENT MONTH	YEAR TO DATE	%	CURRENT MONTH	%	YEAR TO DATE	%			
REVENUES										
4007 CHARGES FOR SERVICES	414.00	3,601.82	72	406.00	8	3,838.00	77	0.00	5,000.00	1,162.00
4008 INVESTMENT EARNINGS	16.96	97.68	326	33.33	222	211.29	140 9	0.00	15.00	-196.29
TOTAL REVENUES	430.96	3,699.50	74	439.33	9	4,049.29	81	0.00	5,015.00	965.71
EXPENDITURES										
5020 SERVICES	0.00	5,000.00	100	0.00	0	5,000.00	100	0.00	5,000.00	0.00
TOTAL EXPENDITURES	0.00	5,000.00	100	0.00	0	5,000.00	100	0.00	5,000.00	0.00
NET CHANGE IN FUND BALANCE	430.96	-1,300.50		439.33		-950.71		0.00	15.00	965.71



FUND DEPT 2634-036 : PUBLIC DEFENDER GRANT FUND - PUBLIC DEFENDER

12/11/2023 1:46:34 PM

PERIOD ENDING 11/30/2023

	ACTUAL LAST YEAR			ACTUAL THIS YEAR				ENCUMBRANCE	BUDGET	UNENCUMBERED BALANCE
	CURRENT MONTH	YEAR TO DATE	%	CURRENT MONTH	%	YEAR TO DATE	%			
REVENUES										
4004 INTERGOVERNMENTAL REVENUE	0.00	0.00	0	0.00	0	132,422.41	100	0.00	132,422.41	0.00
TOTAL REVENUES	0.00	0.00	0	0.00	0	132,422.41	100	0.00	132,422.41	0.00
EXPENDITURES										
5001 SALARIES AND WAGES	0.00	0.00	0	0.00	0	0.00	0	0.00	35,000.00	35,000.00
5020 SERVICES	0.00	0.00	0	0.00	0	0.00	0	0.00	9,000.00	9,000.00
TOTAL EXPENDITURES	0.00	0.00	0	0.00	0	0.00	0	0.00	44,000.00	44,000.00
NET CHANGE IN FUND BALANCE	0.00	0.00		0.00		132,422.41		0.00	88,422.41	-44,000.00



FUND DEPT 2635-040 : CANNABIS REGULATION FUND - SHERIFF

12/11/2023 1:46:34 PM

PERIOD ENDING 11/30/2023

	ACTUAL LAST YEAR			ACTUAL THIS YEAR				ENCUMBRANCE	BUDGET	UNENCUMBERED BALANCE
	CURRENT MONTH	YEAR TO DATE	%	CURRENT MONTH	%	YEAR TO DATE	%			
REVENUES										
4004 INTERGOVERNMENTAL REVENUE	7,493.48	37,046.10	77	3,681.13	8	30,449.09	63	0.00	48,000.00	17,550.91
4008 INVESTMENT EARNINGS	233.94	838.08	0	588.11	588	2,160.44	216 0	0.00	100.00	-2,060.44
4009 MISCELLANEOUS REVENUES	0.00	2,850.00	0	0.00	0	0.00	0	0.00	0.00	0.00
TOTAL REVENUES	7,727.42	40,734.18	85	4,269.24	9	32,609.53	68	0.00	48,100.00	15,490.47
EXPENDITURES										
5010 COMMODITIES	0.00	0.00	0	0.00	0	11,400.00	46	0.00	25,000.00	13,600.00
5020 SERVICES	0.00	0.00	0	0.00	0	0.00	0	0.00	23,000.00	23,000.00
TOTAL EXPENDITURES	0.00	0.00	0	0.00	0	11,400.00	24	0.00	48,000.00	36,600.00
NET CHANGE IN FUND BALANCE	7,727.42	40,734.18		4,269.24		21,209.53		0.00	100.00	-21,109.53



FUND DEPT 2638-042 : CORONER STATUTORY FEES - CORONER

12/11/2023 1:46:34 PM

PERIOD ENDING 11/30/2023

	ACTUAL LAST YEAR			ACTUAL THIS YEAR				ENCUMBRANCE	BUDGET	UNENCUMBERED BALANCE
	CURRENT MONTH	YEAR TO DATE	%	CURRENT MONTH	%	YEAR TO DATE	%			
REVENUES										
4007 CHARGES FOR SERVICES	0.00	51,306.37	83	100.00	0	53,182.08	81	0.00	66,000.00	12,817.92
TOTAL REVENUES	0.00	51,306.37	83	100.00	0	53,182.08	81	0.00	66,000.00	12,817.92
EXPENDITURES										
5010 COMMODITIES	504.97	8,683.18	40	539.32	2	11,988.74	49	0.00	24,655.00	12,666.26
5020 SERVICES	911.87	11,551.42	79	957.65	6	13,249.57	80	0.00	16,625.00	3,375.43
8000 CAPITAL OUTLAY	0.00	0.00	0	0.00	0	0.00	0	0.00	45,000.00	45,000.00
TOTAL EXPENDITURES	1,416.84	20,234.60	56	1,496.97	2	25,238.31	29	0.00	86,280.00	61,041.69
NET CHANGE IN FUND BALANCE	-1,416.84	31,071.77		-1,396.97		27,943.77		0.00	-20,280.00	-48,223.77



FUND DEPT 2638-140 : CORONER STATUTORY FEES - CORRECTIONAL CENTER

12/11/2023 1:46:34 PM

PERIOD ENDING 11/30/2023

	ACTUAL LAST YEAR			ACTUAL THIS YEAR				ENCUMBRANCE	BUDGET	UNENCUMBERED BALANCE
	CURRENT MONTH	YEAR TO DATE	%	CURRENT MONTH	%	YEAR TO DATE	%			
EXPENDITURES										
TOTAL EXPENDITURES	0.00	0.00	0	0.00	0	0.00	0	0.00	0.00	0.00
NET CHANGE IN FUND BALANCE	0.00	0.00		0.00		0.00		0.00	0.00	0.00



FUND DEPT 2658-140 : JAIL COMMISSARY - CORRECTIONAL CENTER

12/11/2023 1:46:34 PM

PERIOD ENDING 11/30/2023

	ACTUAL LAST YEAR			ACTUAL THIS YEAR				ENCUMBRANCE	BUDGET	UNENCUMBERED BALANCE
	CURRENT MONTH	YEAR TO DATE	%	CURRENT MONTH	%	YEAR TO DATE	%			
REVENUES										
4008 INVESTMENT EARNINGS	1,579.05	6,470.43	647	3,283.51	253	8,492.96	653	0.00	1,300.00	-7,192.96
4009 MISCELLANEOUS REVENUES	10,444.61	118,363.44	117	8,437.09	8	64,125.15	58	0.00	110,000.00	45,874.85
TOTAL REVENUES	12,023.66	124,833.87	123	11,720.60	11	72,618.11	65	0.00	111,300.00	38,681.89
EXPENDITURES										
5010 COMMODITIES	0.00	1,218.65	3	721.74	4	8,134.57	43	0.00	19,000.00	10,865.43
5020 SERVICES	1,775.48	25,346.06	12	449.07	2	11,588.85	40	0.00	28,660.00	17,071.15
8000 CAPITAL OUTLAY	0.00	0.00	0	0.00	0	0.00	0	0.00	45,000.00	45,000.00
TOTAL EXPENDITURES	1,775.48	26,564.71	9	1,170.81	1	19,723.42	21	0.00	92,660.00	72,936.58
NET CHANGE IN FUND BALANCE	10,248.18	98,269.16		10,549.79		52,894.69		0.00	18,640.00	-34,254.69



FUND DEPT 2659-140 : COUNTY JAIL MEDICAL COSTS - CORRECTIONAL CENTER

12/11/2023 1:46:34 PM

PERIOD ENDING 11/30/2023

	ACTUAL LAST YEAR			ACTUAL THIS YEAR				ENCUMBRANCE	BUDGET	UNENCUMBERED BALANCE
	CURRENT MONTH	YEAR TO DATE	%	CURRENT MONTH	%	YEAR TO DATE	%			
REVENUES										
4007 CHARGES FOR SERVICES	832.58	5,663.29	24	450.00	2	4,511.66	23	0.00	20,000.00	15,488.34
4008 INVESTMENT EARNINGS	21.72	74.25	74	37.27	373	247.36	247 4	0.00	10.00	-237.36
TOTAL REVENUES	854.30	5,737.54	24	487.27	2	4,759.02	24	0.00	20,010.00	15,250.98
OTHER FINANCING SOURCES (USES)										
7001 OTHER FINANCING USES	0.00	0.00	0	0.00	0	0.00	0	0.00	-20,010.00	-20,010.00
TOTAL OTHER FINANCING SOURCES (USES)	0.00	0.00		0.00		0.00		0.00	-20,010.00	-20,010.00
NET CHANGE IN FUND BALANCE	854.30	5,737.54		487.27		4,759.02		0.00	0.00	-4,759.02



FUND DEPT 2670-022 : COUNTY CLK AUTOMATION FND - COUNTY CLERK

12/11/2023 1:46:34 PM

PERIOD ENDING 11/30/2023

	ACTUAL LAST YEAR			ACTUAL THIS YEAR				ENCUMBRANCE	BUDGET	UNENCUMBERED BALANCE
	CURRENT MONTH	YEAR TO DATE	%	CURRENT MONTH	%	YEAR TO DATE	%			
REVENUES										
4007 CHARGES FOR SERVICES	1,618.00	15,652.00	63	1,390.00	6	11,596.00	46	0.00	25,000.00	13,404.00
4008 INVESTMENT EARNINGS	90.06	356.18	178	192.09	96	426.90	213	0.00	200.00	-226.90
4009 MISCELLANEOUS REVENUES	-3,083.25	13,086.90	327	312.44	2	5,274.44	42	0.00	12,500.00	7,225.56
TOTAL REVENUES	-1,375.19	29,095.08	100	1,894.53	5	17,297.34	46	0.00	37,700.00	20,402.66
EXPENDITURES										
5010 COMMODITIES	0.00	12,034.45	95	0.00	0	0.00	0	0.00	11,500.00	11,500.00
5020 SERVICES	0.00	11,675.62	71	0.00	0	12,462.41	67	0.00	18,700.00	6,237.59
TOTAL EXPENDITURES	0.00	23,710.07	81	0.00	0	12,462.41	41	0.00	30,200.00	17,737.59
NET CHANGE IN FUND BALANCE	-1,375.19	5,385.01		1,894.53		4,834.93		0.00	7,500.00	2,665.07



FUND DEPT 2671-030 : COURT DOCUMENT STORAGE FD - CIRCUIT CLERK

12/11/2023 1:46:34 PM

PERIOD ENDING 11/30/2023

	ACTUAL LAST YEAR			ACTUAL THIS YEAR				ENCUMBRANCE	BUDGET	UNENCUMBERED BALANCE
	CURRENT MONTH	YEAR TO DATE	%	CURRENT MONTH	%	YEAR TO DATE	%			
REVENUES										
4004 INTERGOVERNMENTAL REVENUE	0.00	0.00	0	0.00	0	79,981.60	100	0.00	79,981.60	0.00
4007 CHARGES FOR SERVICES	16,555.32	181,267.98	81	19,743.50	10	214,295.80	107	0.00	200,000.00	-14,295.80
4008 INVESTMENT EARNINGS	247.92	607.16	0	942.39	0	5,399.64	0	0.00	0.00	-5,399.64
TOTAL REVENUES	16,803.24	181,875.14	82	20,685.89	7	299,677.04	107	0.00	279,981.60	-19,695.44
EXPENDITURES										
5001 SALARIES AND WAGES	4,992.93	70,956.00	83	2,574.80	3	51,462.46	59	0.00	87,544.00	36,081.54
5003 FRINGE BENEFITS	999.00	15,720.18	45	274.85	1	5,927.34	17	0.00	34,358.00	28,430.66
5010 COMMODITIES	428.77	23,472.83	56	2,566.29	4	56,422.17	87	0.00	64,745.60	8,323.43
5020 SERVICES	344.46	23,020.73	42	99.00	0	65,160.10	88	0.00	74,069.00	8,908.90
8000 CAPITAL OUTLAY	0.00	0.00	0	0.00	0	36,358.00	85	0.00	42,958.00	6,600.00
TOTAL EXPENDITURES	6,765.16	133,169.74	60	5,514.94	2	215,330.07	71	0.00	303,674.60	88,344.53
OTHER FINANCING SOURCES (USES)										
TOTAL OTHER FINANCING SOURCES (USES)	0.00	0.00		0.00		0.00		0.00	0.00	0.00
NET CHANGE IN FUND BALANCE	10,038.08	48,705.40		15,170.95		84,346.97		0.00	-23,693.00	-108,039.97



FUND DEPT 2675-041 : VICTIM ADVOCACY GRT-ICJIA - STATES ATTORNEY

12/11/2023 1:46:34 PM

PERIOD ENDING 11/30/2023

	ACTUAL LAST YEAR			ACTUAL THIS YEAR				ENCUMBRANCE	BUDGET	UNENCUMBERED BALANCE
	CURRENT MONTH	YEAR TO DATE	%	CURRENT MONTH	%	YEAR TO DATE	%			
REVENUES										
TOTAL REVENUES	0.00	0.00	0	0.00	0	0.00	0	0.00	0.00	0.00
EXPENDITURES										
TOTAL EXPENDITURES	0.00	0.00	0	0.00	0	0.00	0	0.00	0.00	0.00
OTHER FINANCING SOURCES (USES)										
TOTAL OTHER FINANCING SOURCES (USES)	0.00	0.00		0.00		0.00		0.00	0.00	0.00
NET CHANGE IN FUND BALANCE	0.00	0.00		0.00		0.00		0.00	0.00	0.00



FUND DEPT 2676-011 : SOLID WASTE MANAGEMENT - SOLID WASTE MGMT

12/11/2023 1:46:34 PM

PERIOD ENDING 11/30/2023

	ACTUAL LAST YEAR			ACTUAL THIS YEAR				ENCUMBRANCE	BUDGET	UNENCUMBERED BALANCE
	CURRENT MONTH	YEAR TO DATE	%	CURRENT MONTH	%	YEAR TO DATE	%			
REVENUES										
4004 INTERGOVERNMENTAL REVENUE	8,734.29	19,478.40	77	9,387.97	31	25,730.00	85	0.00	30,200.00	4,470.00
4006 LICENSES AND PERMITS	0.00	4,515.00	103	0.00	0	1,330.00	30	0.00	4,375.00	3,045.00
4008 INVESTMENT EARNINGS	22.94	125.17	501	50.44	0	-314.35	0	0.00	0.00	314.35
4009 MISCELLANEOUS REVENUES	0.00	5,110.00	102	0.00	0	0.00	0	0.00	0.00	0.00
TOTAL REVENUES	8,757.23	29,228.57	84	9,438.41	27	26,745.65	77	0.00	34,575.00	7,829.35
EXPENDITURES										
5010 COMMODITIES	0.00	417.98	52	461.75	55	461.75	55	0.00	839.00	377.25
5020 SERVICES	0.00	32,926.73	84	0.00	0	24,098.01	62	0.00	39,000.00	14,901.99
TOTAL EXPENDITURES	0.00	33,344.71	84	461.75	1	24,559.76	62	0.00	39,839.00	15,279.24
NET CHANGE IN FUND BALANCE	8,757.23	-4,116.14		8,976.66		2,185.89		0.00	-5,264.00	-7,449.89



FUND DEPT 2679-179 : CHILD ADVOCACY CENTER - CHILD ADVOCACY CENTER

12/11/2023 1:46:34 PM

PERIOD ENDING 11/30/2023

	ACTUAL LAST YEAR			ACTUAL THIS YEAR				ENCUMBRANCE	BUDGET	UNENCUMBERED BALANCE
	CURRENT MONTH	YEAR TO DATE	%	CURRENT MONTH	%	YEAR TO DATE	%			
REVENUES										
4004 INTERGOVERNMENTAL REVENUE	16,593.06	282,697.11	71	14,858.60	4	336,921.51	100	0.00	336,575.00	-346.51
4008 INVESTMENT EARNINGS	0.00	0.47	0	308.66	154 3	1,625.60	812 8	0.00	20.00	-1,605.60
4009 MISCELLANEOUS REVENUES	1,000.00	6,945.89	107	0.00	0	17,152.14	237	0.00	7,223.00	-9,929.14
TOTAL REVENUES	17,593.06	289,643.47	71	15,167.26	4	355,699.25	103	0.00	343,818.00	-11,881.25
EXPENDITURES										
5001 SALARIES AND WAGES	13,173.41	163,354.28	87	14,490.81	8	154,478.22	90	0.00	171,255.00	16,776.78
5003 FRINGE BENEFITS	4,229.38	46,835.45	81	7,083.74	14	47,311.46	91	0.00	51,972.00	4,660.54
5010 COMMODITIES	402.65	17,207.50	83	171.46	2	7,193.02	83	0.00	8,619.38	1,426.36
5020 SERVICES	16,213.59	137,114.56	86	8,309.93	8	88,069.07	81	0.00	108,931.62	20,862.55
TOTAL EXPENDITURES	34,019.03	364,511.79	86	30,055.94	9	297,051.77	87	0.00	340,778.00	43,726.23
NET CHANGE IN FUND BALANCE	-16,425.97	-74,868.32		-14,888.68		58,647.48		0.00	3,040.00	-55,607.48




FUND DEPT 2685-031 : SPECIALTY COURTS FUND - CIRCUIT COURT

12/11/2023 1:46:34 PM

PERIOD ENDING 11/30/2023

	ACTUAL LAST YEAR			ACTUAL THIS YEAR				ENCUMBRANCE	BUDGET	UNENCUMBERED BALANCE
	CURRENT MONTH	YEAR TO DATE	%	CURRENT MONTH	%	YEAR TO DATE	%			
REVENUES										
4004 INTERGOVERNMENTAL REVENUE	11,834.20	36,416.20	76	0.00	0	38,937.25	25	0.00	153,304.50	114,367.25
4007 CHARGES FOR SERVICES	1,215.00	11,749.89	43	1,345.72	5	12,635.22	46	0.00	27,600.00	14,964.78
4008 INVESTMENT EARNINGS	327.14	1,290.23	129	659.14	659	1,443.15	144	0.00	100.00	-1,343.15
			0				3			
4009 MISCELLANEOUS REVENUES	0.00	0.00	0	0.00	0	1,500.00	0	0.00	0.00	-1,500.00
TOTAL REVENUES	13,376.34	49,456.32	66	2,004.86	1	54,515.62	30	0.00	181,004.50	126,488.88
EXPENDITURES										
5001 SALARIES AND WAGES	3,600.00	32,755.36	69	3,780.00	6	42,525.00	73	0.00	58,567.00	16,042.00
5003 FRINGE BENEFITS	700.22	7,691.32	42	405.61	2	4,822.55	26	0.00	18,773.50	13,950.95
5010 COMMODITIES	0.00	0.00	0	0.00	0	338.53	21	0.00	1,650.98	1,312.45
5020 SERVICES	537.93	7,573.44	60	92.34	0	4,189.62	4	0.00	110,646.02	106,456.40
TOTAL EXPENDITURES	4,838.15	48,020.12	61	4,277.95	2	51,875.70	27	0.00	189,637.50	137,761.80
OTHER FINANCING SOURCES (USES)										
TOTAL OTHER FINANCING SOURCES (USES)	0.00	0.00		0.00		0.00		0.00	0.00	0.00
NET CHANGE IN FUND BALANCE	8,538.19	1,436.20		-2,273.09		2,639.92		0.00	-8,633.00	-11,272.92




FUND DEPT 2685-140 : SPECIALTY COURTS FUND - CORRECTIONAL CENTER

12/11/2023 1:46:34 PM

PERIOD ENDING 11/30/2023

	ACTUAL LAST YEAR			ACTUAL THIS YEAR				ENCUMBRANCE	BUDGET	UNENCUMBERED BALANCE
	CURRENT MONTH	YEAR TO DATE	%	CURRENT MONTH	%	YEAR TO DATE	%			
REVENUES										
TOTAL REVENUES	0.00	0.00	0	0.00	0	0.00	0	0.00	0.00	0.00
NET CHANGE IN FUND BALANCE	0.00	0.00		0.00		0.00		0.00	0.00	0.00



FUND DEPT 2840-016 : ARPA - ADMINISTRATIVE SERVICES

12/11/2023 1:46:34 PM

PERIOD ENDING 11/30/2023

	ACTUAL LAST YEAR			ACTUAL THIS YEAR				ENCUMBRANCE	BUDGET	UNENCUMBERED BALANCE
	CURRENT MONTH	YEAR TO DATE	%	CURRENT MONTH	%	YEAR TO DATE	%			
REVENUES										
4004 INTERGOVERNMENTAL REVENUE	0.00	20,364,815.00	100	0.00	0	0.00	0	0.00	0.00	0.00
4008 INVESTMENT EARNINGS	1,486.16	64,724.06	51	4,621.24	4	343,822.36	287	0.00	120,000.00	-223,822.36
TOTAL REVENUES	1,486.16	20,429,539.06	100	4,621.24	4	343,822.36	287	0.00	120,000.00	-223,822.36
EXPENDITURES										
5001 SALARIES AND WAGES	0.00	21,072.75	98	0.00	0	0.00	0	0.00	0.00	0.00
5003 FRINGE BENEFITS	0.00	2,458.35	90	0.00	0	0.00	0	0.00	0.00	0.00
TOTAL EXPENDITURES	0.00	23,531.10	97	0.00	0	0.00	0	0.00	0.00	0.00
OTHER FINANCING SOURCES (USES)										
7001 OTHER FINANCING USES	-7,914.12	-71,097.02	5	-6,646.58	0	-81,382.33	1	0.00	-6,456,917.00	-6,375,534.67
TOTAL OTHER FINANCING SOURCES (USES)	-7,914.12	-71,097.02		-6,646.58		-81,382.33		0.00	-6,456,917.00	-6,375,534.67
NET CHANGE IN FUND BALANCE	-6,427.96	20,334,910.94		-2,025.34		262,440.03		0.00	-6,336,917.00	-6,599,357.03



FUND DEPT 2840-043 : ARPA - EMERGENCY MGMT AGCY (EMA)

12/11/2023 1:46:34 PM

PERIOD ENDING 11/30/2023

	ACTUAL LAST YEAR			ACTUAL THIS YEAR				ENCUMBRANCE	BUDGET	UNENCUMBERED BALANCE
	CURRENT MONTH	YEAR TO DATE	%	CURRENT MONTH	%	YEAR TO DATE	%			
REVENUES										
TOTAL REVENUES	<i>0.00</i>	<i>0.00</i>	<i>0</i>	<i>0.00</i>	<i>0</i>	<i>0.00</i>	<i>0</i>	<i>0.00</i>	<i>0.00</i>	<i>0.00</i>
EXPENDITURES										
TOTAL EXPENDITURES	<i>0.00</i>	<i>0.00</i>	<i>0</i>	<i>0.00</i>	<i>0</i>	<i>0.00</i>	<i>0</i>	<i>0.00</i>	<i>0.00</i>	<i>0.00</i>
NET CHANGE IN FUND BALANCE	<i>0.00</i>	<i>0.00</i>		<i>0.00</i>		<i>0.00</i>		<i>0.00</i>	<i>0.00</i>	<i>0.00</i>




FUND DEPT 2840-075 : ARPA - GENERAL COUNTY

12/11/2023 1:46:34 PM

PERIOD ENDING 11/30/2023

	ACTUAL LAST YEAR			ACTUAL THIS YEAR				ENCUMBRANCE	BUDGET	UNENCUMBERED BALANCE
	CURRENT MONTH	YEAR TO DATE	%	CURRENT MONTH	%	YEAR TO DATE	%			
EXPENDITURES										
5001 SALARIES AND WAGES	0.00	593,388.00	100	2,896.50	9	11,510.40	37	0.00	31,449.00	19,938.60
5003 FRINGE BENEFITS	0.00	165,410.70	100	387.07	11	1,288.70	36	0.00	3,551.00	2,262.30
5010 COMMODITIES	6,543.52	200,260.07	94	3,371.09	8	30,160.73	68	11,687.68	44,084.00	2,235.59
5020 SERVICES	843,961.90	2,198,568.66	24	234,034.13	3	3,777,043.21	52	59,538.52	7,303,548.00	3,466,966.27
8000 CAPITAL OUTLAY	0.00	2,541,542.61	32	0.00	0	2,566,478.00	31	508,249.00	8,287,433.00	5,212,706.00
TOTAL EXPENDITURES	850,505.42	5,699,170.04	32	240,688.79	2	6,386,481.04	41	579,475.20	15,670,065.00	8,704,108.76
OTHER FINANCING SOURCES (USES)										
6001 OTHER FINANCING SOURCES	0.00	0.00	0	0.00	0	127,535.00	0	0.00	0.00	-127,535.00
TOTAL OTHER FINANCING SOURCES (USES)	0.00	0.00		0.00		127,535.00		0.00	0.00	-127,535.00
NET CHANGE IN FUND BALANCE	-850,505.42	-5,699,170.04		-240,688.79		-6,258,946.04		-579,475.20	-15,670,065.00	-8,831,643.76



FUND DEPT 2932-932 : INDOOR CLIMATE RESOURCES AGENCY - INDOOR CLIMATE RESOURCES AGENCY

12/11/2023 1:46:34 PM

PERIOD ENDING 11/30/2023

	ACTUAL LAST YEAR			ACTUAL THIS YEAR				ENCUMBRANCE	BUDGET	UNENCUMBERED BALANCE
	CURRENT MONTH	YEAR TO DATE	%	CURRENT MONTH	%	YEAR TO DATE	%			
REVENUES										
TOTAL REVENUES	0.00	0.00	0	0.00	0	0.00	0	0.00	0.00	0.00
EXPENDITURES										
TOTAL EXPENDITURES	0.00	0.00	0	0.00	0	0.00	0	0.00	0.00	0.00
NET CHANGE IN FUND BALANCE	0.00	0.00		0.00		0.00		0.00	0.00	0.00



FUND DEPT 3105-010 : CAPITAL ASSET REPLCMT FND - COUNTY BOARD

12/11/2023 1:46:34 PM

PERIOD ENDING 11/30/2023

	ACTUAL LAST YEAR			ACTUAL THIS YEAR				ENCUMBRANCE	BUDGET	UNENCUMBERED BALANCE
	CURRENT MONTH	YEAR TO DATE	%	CURRENT MONTH	%	YEAR TO DATE	%			
REVENUES										
4008 INVESTMENT EARNINGS	0.00	41,924.69	104.8	-47,215.16	-157	329,327.30	109.8	0.00	30,000.00	-299,327.30
TOTAL REVENUES	0.00	41,924.69	104.8	-47,215.16	-157	329,327.30	109.8	0.00	30,000.00	-299,327.30
EXPENDITURES										
5010 COMMODITIES	0.00	0.00	0	0.00	0	0.00	0	0.00	2,000.00	2,000.00
5020 SERVICES	986,084.84	3,090,203.13	82	0.00	0	579,260.35	44	0.00	1,308,000.00	728,739.65
TOTAL EXPENDITURES	986,084.84	3,090,203.13	82	0.00	0	579,260.35	44	0.00	1,310,000.00	730,739.65
OTHER FINANCING SOURCES (USES)										
6001 OTHER FINANCING SOURCES	0.00	0.00	0	0.00	0	0.00	0	0.00	200,000.00	200,000.00
TOTAL OTHER FINANCING SOURCES (USES)	0.00	0.00		0.00		0.00		0.00	200,000.00	200,000.00
NET CHANGE IN FUND BALANCE	-986,084.84	-3,048,278.44		-47,215.16		-249,933.05		0.00	-1,080,000.00	-830,066.95



FUND DEPT 3105-016 : CAPITAL ASSET REPLCMT FND - ADMINISTRATIVE SERVICES

12/11/2023 1:46:34 PM

PERIOD ENDING 11/30/2023

	ACTUAL LAST YEAR			ACTUAL THIS YEAR				ENCUMBRANCE	BUDGET	UNENCUMBERED BALANCE
	CURRENT MONTH	YEAR TO DATE	%	CURRENT MONTH	%	YEAR TO DATE	%			
REVENUES										
TOTAL REVENUES	0.00	0.00	0	0.00	0	0.00	0	0.00	0.00	0.00
EXPENDITURES										
5010 COMMODITIES	0.00	780.00	9	0.00	0	0.00	0	0.00	10,057.00	10,057.00
5020 SERVICES	0.00	4,999.00	100	0.00	0	4,999.00	14	0.00	35,000.00	30,001.00
8000 CAPITAL OUTLAY	0.00	0.00	0	0.00	0	0.00	0	0.00	19,909.00	19,909.00
TOTAL EXPENDITURES	0.00	5,779.00	20	0.00	0	4,999.00	8	0.00	64,966.00	59,967.00
OTHER FINANCING SOURCES (USES)										
6001 OTHER FINANCING SOURCES	0.00	0.00	0	0.00	0	0.00	0	0.00	35,384.00	35,384.00
TOTAL OTHER FINANCING SOURCES (USES)	0.00	0.00		0.00		0.00		0.00	35,384.00	35,384.00
NET CHANGE IN FUND BALANCE	0.00	-5,779.00		0.00		-4,999.00		0.00	-29,582.00	-24,583.00




FUND DEPT 3105-020 : CAPITAL ASSET REPLCMT FND - AUDITOR

12/11/2023 1:46:34 PM

PERIOD ENDING 11/30/2023

	ACTUAL LAST YEAR			ACTUAL THIS YEAR				ENCUMBRANCE	BUDGET	UNENCUMBERED BALANCE
	CURRENT MONTH	YEAR TO DATE	%	CURRENT MONTH	%	YEAR TO DATE	%			
EXPENDITURES										
5010 COMMODITIES	0.00	0.00	0	0.00	0	4,720.00	95	0.00	4,950.00	230.00
TOTAL EXPENDITURES	0.00	0.00	0	0.00	0	4,720.00	95	0.00	4,950.00	230.00
OTHER FINANCING SOURCES (USES)										
6001 OTHER FINANCING SOURCES	0.00	0.00	0	0.00	0	0.00	0	0.00	1,257.00	1,257.00
TOTAL OTHER FINANCING SOURCES (USES)	0.00	0.00		0.00		0.00		0.00	1,257.00	1,257.00
NET CHANGE IN FUND BALANCE	0.00	0.00		0.00		-4,720.00		0.00	-3,693.00	1,027.00




FUND DEPT 3105-021 : CAPITAL ASSET REPLCMT FND - BOARD OF REVIEW

12/11/2023 1:46:34 PM

PERIOD ENDING 11/30/2023

	ACTUAL LAST YEAR			ACTUAL THIS YEAR				ENCUMBRANCE	BUDGET	UNENCUMBERED BALANCE
	CURRENT MONTH	YEAR TO DATE	%	CURRENT MONTH	%	YEAR TO DATE	%			
EXPENDITURES										
TOTAL EXPENDITURES	0.00	0.00	0	0.00	0	0.00	0	0.00	0.00	0.00
OTHER FINANCING SOURCES (USES)										
TOTAL OTHER FINANCING SOURCES (USES)	0.00	0.00		0.00		0.00		0.00	0.00	0.00
NET CHANGE IN FUND BALANCE	0.00	0.00		0.00		0.00		0.00	0.00	0.00



FUND DEPT 3105-022 : CAPITAL ASSET REPLCMT FND - COUNTY CLERK

12/11/2023 1:46:34 PM

PERIOD ENDING 11/30/2023

	ACTUAL LAST YEAR			ACTUAL THIS YEAR				ENCUMBRANCE	BUDGET	UNENCUMBERED BALANCE
	CURRENT MONTH	YEAR TO DATE	%	CURRENT MONTH	%	YEAR TO DATE	%			
EXPENDITURES										
<i>TOTAL EXPENDITURES</i>	<i>0.00</i>	<i>0.00</i>	<i>0</i>	<i>0.00</i>	<i>0</i>	<i>0.00</i>	<i>0</i>	<i>0.00</i>	<i>0.00</i>	<i>0.00</i>
OTHER FINANCING SOURCES (USES)										
<i>TOTAL OTHER FINANCING SOURCES (USES)</i>	<i>0.00</i>	<i>0.00</i>		<i>0.00</i>		<i>0.00</i>		<i>0.00</i>	<i>0.00</i>	<i>0.00</i>
NET CHANGE IN FUND BALANCE	0.00	0.00		0.00		0.00		0.00	0.00	0.00



FUND DEPT 3105-025 : CAPITAL ASSET REPLCMT FND - SUPERVISOR OF ASSESSMENT

12/11/2023 1:46:34 PM

PERIOD ENDING 11/30/2023

	ACTUAL LAST YEAR			ACTUAL THIS YEAR				ENCUMBRANCE	BUDGET	UNENCUMBERED BALANCE
	CURRENT MONTH	YEAR TO DATE	%	CURRENT MONTH	%	YEAR TO DATE	%			
EXPENDITURES										
5010 COMMODITIES	0.00	2,340.00	45	0.00	0	5,971.00	76	0.00	7,869.00	1,898.00
5020 SERVICES	0.00	5,325.18	90	0.00	0	5,852.21	98	0.00	6,000.00	147.79
TOTAL EXPENDITURES	0.00	7,665.18	69	0.00	0	11,823.21	85	0.00	13,869.00	2,045.79
OTHER FINANCING SOURCES (USES)										
6001 OTHER FINANCING SOURCES	0.00	0.00	0	0.00	0	0.00	0	0.00	8,975.00	8,975.00
TOTAL OTHER FINANCING SOURCES (USES)	0.00	0.00		0.00		0.00		0.00	8,975.00	8,975.00
NET CHANGE IN FUND BALANCE	0.00	-7,665.18		0.00		-11,823.21		0.00	-4,894.00	6,929.21




FUND DEPT 3105-026 : CAPITAL ASSET REPLCMT FND - COUNTY TREASURER

12/11/2023 1:46:34 PM

PERIOD ENDING 11/30/2023

	ACTUAL LAST YEAR			ACTUAL THIS YEAR				ENCUMBRANCE	BUDGET	UNENCUMBERED BALANCE
	CURRENT MONTH	YEAR TO DATE	%	CURRENT MONTH	%	YEAR TO DATE	%			
EXPENDITURES										
5010 COMMODITIES	0.00	0.00	0	0.00	0	8,908.00	75	0.00	11,900.00	2,992.00
TOTAL EXPENDITURES	0.00	0.00	0	0.00	0	8,908.00	75	0.00	11,900.00	2,992.00
OTHER FINANCING SOURCES (USES)										
TOTAL OTHER FINANCING SOURCES (USES)	0.00	0.00		0.00		0.00		0.00	0.00	0.00
NET CHANGE IN FUND BALANCE	0.00	0.00		0.00		-8,908.00		0.00	-11,900.00	-2,992.00



FUND DEPT 3105-028 : CAPITAL ASSET REPLCMT FND - INFORMATION TECHNOLOGY (IT)

12/11/2023 1:46:34 PM

PERIOD ENDING 11/30/2023

	ACTUAL LAST YEAR			ACTUAL THIS YEAR				ENCUMBRANCE	BUDGET	UNENCUMBERED BALANCE
	CURRENT MONTH	YEAR TO DATE	%	CURRENT MONTH	%	YEAR TO DATE	%			
REVENUES										
4009 MISCELLANEOUS REVENUES	0.00	0.00	0	0.00	0	35,205.31	0	0.00	0.00	-35,205.31
TOTAL REVENUES	0.00	0.00	0	0.00	0	35,205.31	0	0.00	0.00	-35,205.31
EXPENDITURES										
5010 COMMODITIES	0.00	19,333.99	69	298.74	0	174,046.65	97	0.00	179,262.00	5,215.35
5020 SERVICES	115,401.00	650,017.05	58	20,910.00	2	585,310.38	68	0.00	859,469.00	274,158.62
8000 CAPITAL OUTLAY	-81,680.00	0.00	0	157,942.54	22	284,296.56	40	0.00	711,948.00	427,651.44
TOTAL EXPENDITURES	33,721.00	669,351.04	40	179,151.28	10	1,043,653.59	60	0.00	1,750,679.00	707,025.41
OTHER FINANCING SOURCES (USES)										
6001 OTHER FINANCING SOURCES	0.00	0.00	0	0.00	0	0.00	0	0.00	726,067.00	726,067.00
TOTAL OTHER FINANCING SOURCES (USES)	0.00	0.00		0.00		0.00		0.00	726,067.00	726,067.00
NET CHANGE IN FUND BALANCE	-33,721.00	-669,351.04		-179,151.28		-1,008,448.28		0.00	-1,024,612.00	-16,163.72



FUND DEPT 3105-036 : CAPITAL ASSET REPLCMT FND - PUBLIC DEFENDER

12/11/2023 1:46:34 PM

PERIOD ENDING 11/30/2023

	ACTUAL LAST YEAR			ACTUAL THIS YEAR				ENCUMBRANCE	BUDGET	UNENCUMBERED BALANCE
	CURRENT MONTH	YEAR TO DATE	%	CURRENT MONTH	%	YEAR TO DATE	%			
EXPENDITURES										
5010 COMMODITIES	0.00	6,104.89	63	0.00	0	6,255.00	84	0.00	7,450.00	1,195.00
TOTAL EXPENDITURES	0.00	6,104.89	63	0.00	0	6,255.00	84	0.00	7,450.00	1,195.00
OTHER FINANCING SOURCES (USES)										
TOTAL OTHER FINANCING SOURCES (USES)	0.00	0.00		0.00		0.00		0.00	0.00	0.00
NET CHANGE IN FUND BALANCE	0.00	-6,104.89		0.00		-6,255.00		0.00	-7,450.00	-1,195.00




FUND DEPT 3105-040 : CAPITAL ASSET REPLCMT FND - SHERIFF

12/11/2023 1:46:34 PM

PERIOD ENDING 11/30/2023

	ACTUAL LAST YEAR			ACTUAL THIS YEAR				ENCUMBRANCE	BUDGET	UNENCUMBERED BALANCE
	CURRENT MONTH	YEAR TO DATE	%	CURRENT MONTH	%	YEAR TO DATE	%			
EXPENDITURES										
5010 COMMODITIES	0.00	196,034.58	98	0.00	0	5,948.04	21	0.00	28,965.00	23,016.96
5020 SERVICES	0.00	34,080.00	74	0.00	0	25,560.00	75	0.00	34,080.00	8,520.00
TOTAL EXPENDITURES	0.00	230,114.58	94	0.00	0	31,508.04	50	0.00	63,045.00	31,536.96
OTHER FINANCING SOURCES (USES)										
6001 OTHER FINANCING SOURCES	0.00	0.00	0	0.00	0	0.00	0	0.00	48,367.00	48,367.00
TOTAL OTHER FINANCING SOURCES (USES)	0.00	0.00		0.00		0.00		0.00	48,367.00	48,367.00
NET CHANGE IN FUND BALANCE	0.00	-230,114.58		0.00		-31,508.04		0.00	-14,678.00	16,830.04




FUND DEPT 3105-041 : CAPITAL ASSET REPLCMT FND - STATES ATTORNEY

12/11/2023 1:46:34 PM

PERIOD ENDING 11/30/2023

	ACTUAL LAST YEAR			ACTUAL THIS YEAR				ENCUMBRANCE	BUDGET	UNENCUMBERED BALANCE
	CURRENT MONTH	YEAR TO DATE	%	CURRENT MONTH	%	YEAR TO DATE	%			
EXPENDITURES										
5010 COMMODITIES	0.00	25,286.00	76	0.00	0	0.00	0	0.00	4,850.00	4,850.00
TOTAL EXPENDITURES	0.00	25,286.00	29	0.00	0	0.00	0	0.00	4,850.00	4,850.00
OTHER FINANCING SOURCES (USES)										
6001 OTHER FINANCING SOURCES	0.00	0.00	0	0.00	0	0.00	0	0.00	81,422.00	81,422.00
TOTAL OTHER FINANCING SOURCES (USES)	0.00	0.00		0.00		0.00		0.00	81,422.00	81,422.00
NET CHANGE IN FUND BALANCE	0.00	-25,286.00		0.00		0.00		0.00	76,572.00	76,572.00




FUND DEPT 3105-042 : CAPITAL ASSET REPLCMT FND - CORONER

12/11/2023 1:46:34 PM

PERIOD ENDING 11/30/2023

	ACTUAL LAST YEAR			ACTUAL THIS YEAR				ENCUMBRANCE	BUDGET	UNENCUMBERED BALANCE
	CURRENT MONTH	YEAR TO DATE	%	CURRENT MONTH	%	YEAR TO DATE	%			
EXPENDITURES										
5010 COMMODITIES	0.00	22,029.80	80	0.00	0	0.00	0	0.00	14,206.00	14,206.00
TOTAL EXPENDITURES	0.00	22,029.80	61	0.00	0	0.00	0	0.00	14,206.00	14,206.00
OTHER FINANCING SOURCES (USES)										
TOTAL OTHER FINANCING SOURCES (USES)	0.00	0.00		0.00		0.00		0.00	0.00	0.00
NET CHANGE IN FUND BALANCE	0.00	-22,029.80		0.00		0.00		0.00	-14,206.00	-14,206.00



FUND DEPT 3105-043 : CAPITAL ASSET REPLCMT FND - EMERGENCY MGMT AGCY (EMA)

12/11/2023 1:46:34 PM

PERIOD ENDING 11/30/2023

	ACTUAL LAST YEAR			ACTUAL THIS YEAR				ENCUMBRANCE	BUDGET	UNENCUMBERED BALANCE
	CURRENT MONTH	YEAR TO DATE	%	CURRENT MONTH	%	YEAR TO DATE	%			
EXPENDITURES										
5010 COMMODITIES	0.00	0.00	0	0.00	0	1,180.00	28	0.00	4,225.00	3,045.00
8000 CAPITAL OUTLAY	0.00	0.00	0	0.00	0	0.00	0	0.00	116,200.00	116,200.00
TOTAL EXPENDITURES	0.00	0.00	0	0.00	0	1,180.00	1	0.00	120,425.00	119,245.00
OTHER FINANCING SOURCES (USES)										
6001 OTHER FINANCING SOURCES	0.00	0.00	0	0.00	0	0.00	0	0.00	15,692.00	15,692.00
TOTAL OTHER FINANCING SOURCES (USES)	0.00	0.00		0.00		0.00		0.00	15,692.00	15,692.00
NET CHANGE IN FUND BALANCE	0.00	0.00		0.00		-1,180.00		0.00	-104,733.00	-103,553.00



FUND DEPT 3105-051 : CAPITAL ASSET REPLCMT FND - JUVENILE DETENTION CENTER

12/11/2023 1:46:34 PM

PERIOD ENDING 11/30/2023

	ACTUAL LAST YEAR			ACTUAL THIS YEAR				ENCUMBRANCE	BUDGET	UNENCUMBERED BALANCE
	CURRENT MONTH	YEAR TO DATE	%	CURRENT MONTH	%	YEAR TO DATE	%			
EXPENDITURES										
5010 COMMODITIES	0.00	1,073.00	18	0.00	0	6,369.00	50	0.00	12,656.00	6,287.00
5020 SERVICES	0.00	6,309.25	100	0.00	0	3,995.00	57	0.00	7,000.00	3,005.00
8000 CAPITAL OUTLAY	0.00	0.00	0	0.00	0	15,135.61	24	0.00	63,750.00	48,614.39
TOTAL EXPENDITURES	0.00	7,382.25	11	0.00	0	25,499.61	31	0.00	83,406.00	57,906.39
OTHER FINANCING SOURCES (USES)										
6001 OTHER FINANCING SOURCES	0.00	0.00	0	0.00	0	0.00	0	0.00	14,767.00	14,767.00
TOTAL OTHER FINANCING SOURCES (USES)	0.00	0.00		0.00		0.00		0.00	14,767.00	14,767.00
NET CHANGE IN FUND BALANCE	0.00	-7,382.25		0.00		-25,499.61		0.00	-68,639.00	-43,139.39



FUND DEPT 3105-052 : CAPITAL ASSET REPLCMT FND - COURT SERVICES -PROBATION

12/11/2023 1:46:34 PM

PERIOD ENDING 11/30/2023

	ACTUAL LAST YEAR			ACTUAL THIS YEAR				ENCUMBRANCE	BUDGET	UNENCUMBERED BALANCE
	CURRENT MONTH	YEAR TO DATE	%	CURRENT MONTH	%	YEAR TO DATE	%			
EXPENDITURES										
5010 COMMODITIES	0.00	6,595.44	51	0.00	0	43,720.00	53	0.00	82,825.00	39,105.00
8000 CAPITAL OUTLAY	0.00	0.00	0	0.00	0	0.00	0	0.00	7,601.00	7,601.00
TOTAL EXPENDITURES	0.00	6,595.44	24	0.00	0	43,720.00	48	0.00	90,426.00	46,706.00
OTHER FINANCING SOURCES (USES)										
6001 OTHER FINANCING SOURCES	0.00	0.00	0	0.00	0	0.00	0	0.00	39,523.00	39,523.00
TOTAL OTHER FINANCING SOURCES (USES)	0.00	0.00		0.00		0.00		0.00	39,523.00	39,523.00
NET CHANGE IN FUND BALANCE	0.00	-6,595.44		0.00		-43,720.00		0.00	-50,903.00	-7,183.00



FUND DEPT 3105-059 : CAPITAL ASSET REPLCMT FND - FACILITIES PLANNING

12/11/2023 1:46:34 PM

PERIOD ENDING 11/30/2023

	ACTUAL LAST YEAR			ACTUAL THIS YEAR				ENCUMBRANCE	BUDGET	UNENCUMBERED BALANCE
	CURRENT MONTH	YEAR TO DATE	%	CURRENT MONTH	%	YEAR TO DATE	%			
REVENUES										
4008 INVESTMENT EARNINGS	0.00	0.00	0	307,385.41	0	1,118,614.92	0	0.00	0.00	-1,118,614.92
4009 MISCELLANEOUS REVENUES	0.00	0.00	0	0.00	0	130,995.62	0	0.00	0.00	-130,995.62
TOTAL REVENUES	0.00	0.00	0	307,385.41	0	1,249,610.54	0	0.00	0.00	-1,249,610.54
EXPENDITURES										
5010 COMMODITIES	0.00	19,225.00	100	0.00	0	0.00	0	0.00	0.00	0.00
5020 SERVICES	20,000.00	387,576.65	60	0.00	0	44,687.01	13	0.00	350,000.00	305,312.99
8000 CAPITAL OUTLAY	264,766.64	2,147,328.03	48	2,159,699.05	5	19,853,745.99	42	53,629.17	46,916,315.00	27,008,939.84
TOTAL EXPENDITURES	284,766.64	2,554,129.68	49	2,159,699.05	5	19,898,433.00	42	53,629.17	47,266,315.00	27,314,252.83
OTHER FINANCING SOURCES (USES)										
6001 OTHER FINANCING SOURCES	0.00	0.00	0	0.00	0	0.00	0	0.00	9,460,000.00	9,460,000.00
TOTAL OTHER FINANCING SOURCES (USES)	0.00	0.00		0.00		0.00		0.00	9,460,000.00	9,460,000.00
NET CHANGE IN FUND BALANCE	-284,766.64	-2,554,129.68		-1,852,313.64		-18,648,822.46		-53,629.17	-37,806,315.00	-19,103,863.37




FUND DEPT 3105-071 : CAPITAL ASSET REPLCMT FND - PUBLIC PROP (PHYS, PLNT, FAC)

12/11/2023 1:46:34 PM

PERIOD ENDING 11/30/2023

	ACTUAL LAST YEAR			ACTUAL THIS YEAR				ENCUMBRANCE	BUDGET	UNENCUMBERED BALANCE
	CURRENT MONTH	YEAR TO DATE	%	CURRENT MONTH	%	YEAR TO DATE	%			
EXPENDITURES										
5010 COMMODITIES	0.00	0.00	0	0.00	0	4,638.00	6	0.00	73,150.00	68,512.00
8000 CAPITAL OUTLAY	0.00	38,107.00	50	0.00	0	0.00	0	69,393.00	102,150.00	32,757.00
TOTAL EXPENDITURES	0.00	38,107.00	44	0.00	0	4,638.00	3	69,393.00	175,300.00	101,269.00
OTHER FINANCING SOURCES (USES)										
6001 OTHER FINANCING SOURCES	0.00	0.00	0	0.00	0	0.00	0	0.00	135,247.00	135,247.00
TOTAL OTHER FINANCING SOURCES (USES)	0.00	0.00		0.00		0.00		0.00	135,247.00	135,247.00
NET CHANGE IN FUND BALANCE	0.00	-38,107.00		0.00		-4,638.00		-69,393.00	-40,053.00	33,978.00



FUND DEPT 3105-077 : CAPITAL ASSET REPLCMT FND - ZONING AND ENFORCE (P&Z)

12/11/2023 1:46:34 PM

PERIOD ENDING 11/30/2023

	ACTUAL LAST YEAR			ACTUAL THIS YEAR				ENCUMBRANCE	BUDGET	UNENCUMBERED BALANCE
	CURRENT MONTH	YEAR TO DATE	%	CURRENT MONTH	%	YEAR TO DATE	%			
EXPENDITURES										
5010 COMMODITIES	0.00	2,400.00	62	0.00	0	1,938.00	50	0.00	3,900.00	1,962.00
5020 SERVICES	0.00	0.00	0	0.00	0	0.00	0	0.00	30,080.00	30,080.00
TOTAL EXPENDITURES	0.00	2,400.00	8	0.00	0	1,938.00	6	0.00	33,980.00	32,042.00
OTHER FINANCING SOURCES (USES)										
6001 OTHER FINANCING SOURCES	0.00	0.00	0	0.00	0	0.00	0	0.00	6,455.00	6,455.00
TOTAL OTHER FINANCING SOURCES (USES)	0.00	0.00		0.00		0.00		0.00	6,455.00	6,455.00
NET CHANGE IN FUND BALANCE	0.00	-2,400.00		0.00		-1,938.00		0.00	-27,525.00	-25,587.00



FUND DEPT 3105-140 : CAPITAL ASSET REPLCMT FND - CORRECTIONAL CENTER

12/11/2023 1:46:34 PM

PERIOD ENDING 11/30/2023

	ACTUAL LAST YEAR			ACTUAL THIS YEAR				ENCUMBRANCE	BUDGET	UNENCUMBERED BALANCE
	CURRENT MONTH	YEAR TO DATE	%	CURRENT MONTH	%	YEAR TO DATE	%			
EXPENDITURES										
5010 COMMODITIES	0.00	69,429.92	63	0.00	0	969.00	3	0.00	32,422.00	31,453.00
5020 SERVICES	0.00	165,921.70	96	0.00	0	87,850.18	59	0.00	150,114.00	62,263.82
8000 CAPITAL OUTLAY	0.00	0.00	0	0.00	0	0.00	0	0.00	214,335.00	214,335.00
TOTAL EXPENDITURES	0.00	235,351.62	66	0.00	0	88,819.18	22	0.00	396,871.00	308,051.82
OTHER FINANCING SOURCES (USES)										
6001 OTHER FINANCING SOURCES	0.00	0.00	0	0.00	0	0.00	0	0.00	250,579.00	250,579.00
TOTAL OTHER FINANCING SOURCES (USES)	0.00	0.00		0.00		0.00		0.00	250,579.00	250,579.00
NET CHANGE IN FUND BALANCE	0.00	-235,351.62		0.00		-88,819.18		0.00	-146,292.00	-57,472.82



FUND DEPT 3303-010 : COURT COMPLEX CONSTR FUND - COUNTY BOARD

12/11/2023 1:46:34 PM

PERIOD ENDING 11/30/2023

	ACTUAL LAST YEAR			ACTUAL THIS YEAR				ENCUMBRANCE	BUDGET	UNENCUMBERED BALANCE
	CURRENT MONTH	YEAR TO DATE	%	CURRENT MONTH	%	YEAR TO DATE	%			
REVENUES										
4008 INVESTMENT EARNINGS	47.99	347.40	139 0	-175.78	-352	592.19	118 4	0.00	50.00	-542.19
TOTAL REVENUES	47.99	347.40	139 0	-175.78	-352	592.19	118 4	0.00	50.00	-542.19
EXPENDITURES										
5020 SERVICES	0.00	0.00	0	0.00	0	0.00	0	0.00	17,133.00	17,133.00
TOTAL EXPENDITURES	0.00	0.00	0	0.00	0	0.00	0	0.00	17,133.00	17,133.00
OTHER FINANCING SOURCES (USES)										
TOTAL OTHER FINANCING SOURCES (USES)	0.00	0.00		0.00		0.00		0.00	0.00	0.00
NET CHANGE IN FUND BALANCE	47.99	347.40		-175.78		592.19		0.00	-17,083.00	-17,675.19




FUND DEPT 4074-010 : 2003 NURS HM BOND DBT SRV - COUNTY BOARD

12/11/2023 1:46:34 PM

PERIOD ENDING 11/30/2023

	ACTUAL LAST YEAR			ACTUAL THIS YEAR				ENCUMBRANCE	BUDGET	UNENCUMBERED BALANCE
	CURRENT MONTH	YEAR TO DATE	%	CURRENT MONTH	%	YEAR TO DATE	%			
REVENUES										
TOTAL REVENUES	0.00	0.00	0	0.00	0	0.00	0	0.00	0.00	0.00
EXPENDITURES										
TOTAL EXPENDITURES	0.00	0.00	0	0.00	0	0.00	0	0.00	0.00	0.00
OTHER FINANCING SOURCES (USES)										
TOTAL OTHER FINANCING SOURCES (USES)	0.00	0.00		0.00		0.00		0.00	0.00	0.00
NET CHANGE IN FUND BALANCE	0.00	0.00		0.00		0.00		0.00	0.00	0.00



FUND DEPT 4350-010 : HWY FACIL BOND DEBT SERVICE - COUNTY BOARD

12/11/2023 1:46:34 PM

PERIOD ENDING 11/30/2023

	ACTUAL LAST YEAR			ACTUAL THIS YEAR				ENCUMBRANCE	BUDGET	UNENCUMBERED BALANCE
	CURRENT MONTH	YEAR TO DATE	%	CURRENT MONTH	%	YEAR TO DATE	%			
REVENUES										
TOTAL REVENUES	0.00	0.00	0	0.00	0	0.00	0	0.00	0.00	0.00
OTHER FINANCING SOURCES (USES)										
TOTAL OTHER FINANCING SOURCES (USES)	0.00	0.00		0.00		0.00		0.00	0.00	0.00
NET CHANGE IN FUND BALANCE	0.00	0.00		0.00		0.00		0.00	0.00	0.00



FUND DEPT 5081-075 : NURSING HOME - GENERAL COUNTY

12/11/2023 1:46:34 PM

PERIOD ENDING 11/30/2023

	ACTUAL LAST YEAR			ACTUAL THIS YEAR				ENCUMBRANCE	BUDGET	UNENCUMBERED BALANCE
	CURRENT MONTH	YEAR TO DATE	%	CURRENT MONTH	%	YEAR TO DATE	%			
OTHER FINANCING SOURCES (USES)										
TOTAL OTHER FINANCING SOURCES (USES)	<i>0.00</i>	<i>0.00</i>		<i>0.00</i>		<i>0.00</i>		<i>0.00</i>	<i>0.00</i>	<i>0.00</i>
NET CHANGE IN FUND BALANCE	0.00	0.00		0.00		0.00		0.00	0.00	0.00



FUND DEPT 5081-120 : NURSING HOME - EMPLOYEE GROUP INSURANCE

12/11/2023 1:46:34 PM

PERIOD ENDING 11/30/2023

	ACTUAL LAST YEAR			ACTUAL THIS YEAR				ENCUMBRANCE	BUDGET	UNENCUMBERED BALANCE
	CURRENT MONTH	YEAR TO DATE	%	CURRENT MONTH	%	YEAR TO DATE	%			
OTHER FINANCING SOURCES (USES)										
TOTAL OTHER FINANCING SOURCES (USES)	<i>0.00</i>	<i>0.00</i>		<i>0.00</i>		<i>0.00</i>		<i>0.00</i>	<i>0.00</i>	<i>0.00</i>
NET CHANGE IN FUND BALANCE	0.00	0.00		0.00		0.00		0.00	0.00	0.00



FUND DEPT 5081-405 : NURSING HOME - NURSING HOME TRANSITION

12/11/2023 1:46:34 PM

PERIOD ENDING 11/30/2023

	ACTUAL LAST YEAR			ACTUAL THIS YEAR				ENCUMBRANCE	BUDGET	UNENCUMBERED BALANCE
	CURRENT MONTH	YEAR TO DATE	%	CURRENT MONTH	%	YEAR TO DATE	%			
REVENUES										
4009 MISCELLANEOUS REVENUES	0.00	111,265.38	101	0.00	0	0.00	0	0.00	0.00	0.00
TOTAL REVENUES	0.00	111,265.38	101	0.00	0	0.00	0	0.00	0.00	0.00
EXPENDITURES										
TOTAL EXPENDITURES	0.00	0.00	0	0.00	0	0.00	0	0.00	0.00	0.00
OTHER FINANCING SOURCES (USES)										
TOTAL OTHER FINANCING SOURCES (USES)	0.00	0.00		0.00		0.00		0.00	0.00	0.00
NET CHANGE IN FUND BALANCE	0.00	111,265.38		0.00		0.00		0.00	0.00	0.00



FUND DEPT 5081-410 : NURSING HOME - ADMINISTRATIVE

12/11/2023 1:46:34 PM

PERIOD ENDING 11/30/2023

	ACTUAL LAST YEAR			ACTUAL THIS YEAR				ENCUMBRANCE	BUDGET	UNENCUMBERED BALANCE
	CURRENT MONTH	YEAR TO DATE	%	CURRENT MONTH	%	YEAR TO DATE	%			
REVENUES										
4007 CHARGES FOR SERVICES	0.00	11,044.04	0	0.00	0	0.00	0	0.00	0.00	0.00
4008 INVESTMENT EARNINGS	276.02	1,159.68	0	438.20	110	4,430.60	110 8	0.00	400.00	-4,030.60
4009 MISCELLANEOUS REVENUES	0.00	0.00	0	0.00	0	-116,416.22	0	0.00	0.00	116,416.22
TOTAL REVENUES	276.02	12,203.72	0	438.20	110	-111,985.62	279 96	0.00	400.00	112,385.62
EXPENDITURES										
5020 SERVICES	0.00	12,207.80	49	3,622.50	2	121,816.29	74	0.00	165,000.00	43,183.71
TOTAL EXPENDITURES	0.00	12,207.80	49	3,622.50	2	121,816.29	74	0.00	165,000.00	43,183.71
OTHER FINANCING SOURCES (USES)										
TOTAL OTHER FINANCING SOURCES (USES)	0.00	0.00		0.00		0.00		0.00	0.00	0.00
NET CHANGE IN FUND BALANCE	276.02	-4.08		-3,184.30		-233,801.91		0.00	-164,600.00	69,201.91



FUND DEPT 5081-415 : NURSING HOME - ENVIRONMENTAL SERVICES

12/11/2023 1:46:34 PM

PERIOD ENDING 11/30/2023

	ACTUAL LAST YEAR			ACTUAL THIS YEAR				ENCUMBRANCE	BUDGET	UNENCUMBERED BALANCE
	CURRENT MONTH	YEAR TO DATE	%	CURRENT MONTH	%	YEAR TO DATE	%			
EXPENDITURES										
TOTAL EXPENDITURES	0.00	0.00	0	0.00	0	0.00	0	0.00	0.00	0.00
NET CHANGE IN FUND BALANCE	0.00	0.00		0.00		0.00		0.00	0.00	0.00




FUND DEPT 5081-420 : NURSING HOME - LAUNDRY

12/11/2023 1:46:34 PM

PERIOD ENDING 11/30/2023

	ACTUAL LAST YEAR			ACTUAL THIS YEAR				ENCUMBRANCE	BUDGET	UNENCUMBERED BALANCE
	CURRENT MONTH	YEAR TO DATE	%	CURRENT MONTH	%	YEAR TO DATE	%			
EXPENDITURES										
TOTAL EXPENDITURES	0.00	0.00	0	0.00	0	0.00	0	0.00	0.00	0.00
NET CHANGE IN FUND BALANCE	0.00	0.00		0.00		0.00		0.00	0.00	0.00




FUND DEPT 5081-425 : NURSING HOME - MAINTENANCE

12/11/2023 1:46:34 PM

PERIOD ENDING 11/30/2023

	ACTUAL LAST YEAR			ACTUAL THIS YEAR				ENCUMBRANCE	BUDGET	UNENCUMBERED BALANCE
	CURRENT MONTH	YEAR TO DATE	%	CURRENT MONTH	%	YEAR TO DATE	%			
EXPENDITURES										
TOTAL EXPENDITURES	0.00	0.00	0	0.00	0	0.00	0	0.00	0.00	0.00
NET CHANGE IN FUND BALANCE	0.00	0.00		0.00		0.00		0.00	0.00	0.00



FUND DEPT 5081-430 : NURSING HOME - NURSING SERVICES

12/11/2023 1:46:34 PM

PERIOD ENDING 11/30/2023

	ACTUAL LAST YEAR			ACTUAL THIS YEAR				ENCUMBRANCE	BUDGET	UNENCUMBERED BALANCE
	CURRENT MONTH	YEAR TO DATE	%	CURRENT MONTH	%	YEAR TO DATE	%			
EXPENDITURES										
TOTAL EXPENDITURES	0.00	0.00	0	0.00	0	0.00	0	0.00	0.00	0.00
NET CHANGE IN FUND BALANCE	0.00	0.00		0.00		0.00		0.00	0.00	0.00



FUND DEPT 5081-440 : NURSING HOME - ACTIVITIES

12/11/2023 1:46:34 PM

PERIOD ENDING 11/30/2023

	ACTUAL LAST YEAR			ACTUAL THIS YEAR				ENCUMBRANCE	BUDGET	UNENCUMBERED BALANCE
	CURRENT MONTH	YEAR TO DATE	%	CURRENT MONTH	%	YEAR TO DATE	%			
EXPENDITURES										
TOTAL EXPENDITURES	0.00	0.00	0	0.00	0	0.00	0	0.00	0.00	0.00
NET CHANGE IN FUND BALANCE	0.00	0.00		0.00		0.00		0.00	0.00	0.00



FUND DEPT 5081-441 : NURSING HOME - SOCIAL SERVICES

12/11/2023 1:46:34 PM

PERIOD ENDING 11/30/2023

	ACTUAL LAST YEAR			ACTUAL THIS YEAR				ENCUMBRANCE	BUDGET	UNENCUMBERED BALANCE
	CURRENT MONTH	YEAR TO DATE	%	CURRENT MONTH	%	YEAR TO DATE	%			
EXPENDITURES										
TOTAL EXPENDITURES	0.00	0.00	0	0.00	0	0.00	0	0.00	0.00	0.00
NET CHANGE IN FUND BALANCE	0.00	0.00		0.00		0.00		0.00	0.00	0.00




FUND DEPT 5081-445 : NURSING HOME - PHYSICAL THERAPY

12/11/2023 1:46:34 PM

PERIOD ENDING 11/30/2023

	ACTUAL LAST YEAR			ACTUAL THIS YEAR				ENCUMBRANCE	BUDGET	UNENCUMBERED BALANCE
	CURRENT MONTH	YEAR TO DATE	%	CURRENT MONTH	%	YEAR TO DATE	%			
EXPENDITURES										
TOTAL EXPENDITURES	0.00	0.00	0	0.00	0	0.00	0	0.00	0.00	0.00
NET CHANGE IN FUND BALANCE	0.00	0.00		0.00		0.00		0.00	0.00	0.00



FUND DEPT 5081-446 : NURSING HOME - OCCUPATIONAL THERAPY

12/11/2023 1:46:34 PM

PERIOD ENDING 11/30/2023

	ACTUAL LAST YEAR			ACTUAL THIS YEAR				ENCUMBRANCE	BUDGET	UNENCUMBERED BALANCE
	CURRENT MONTH	YEAR TO DATE	%	CURRENT MONTH	%	YEAR TO DATE	%			
EXPENDITURES										
TOTAL EXPENDITURES	0.00	0.00	0	0.00	0	0.00	0	0.00	0.00	0.00
NET CHANGE IN FUND BALANCE	0.00	0.00		0.00		0.00		0.00	0.00	0.00



FUND DEPT 5081-447 : NURSING HOME - RESPIRATORY THERAPY

12/11/2023 1:46:34 PM

PERIOD ENDING 11/30/2023

	ACTUAL LAST YEAR			ACTUAL THIS YEAR				ENCUMBRANCE	BUDGET	UNENCUMBERED BALANCE
	CURRENT MONTH	YEAR TO DATE	%	CURRENT MONTH	%	YEAR TO DATE	%			
EXPENDITURES										
TOTAL EXPENDITURES	0.00	0.00	0	0.00	0	0.00	0	0.00	0.00	0.00
NET CHANGE IN FUND BALANCE	0.00	0.00		0.00		0.00		0.00	0.00	0.00



FUND DEPT 5081-448 : NURSING HOME - SPEECH THERAPY

12/11/2023 1:46:34 PM

PERIOD ENDING 11/30/2023

	ACTUAL LAST YEAR			ACTUAL THIS YEAR				ENCUMBRANCE	BUDGET	UNENCUMBERED BALANCE
	CURRENT MONTH	YEAR TO DATE	%	CURRENT MONTH	%	YEAR TO DATE	%			
EXPENDITURES										
TOTAL EXPENDITURES	0.00	0.00	0	0.00	0	0.00	0	0.00	0.00	0.00
NET CHANGE IN FUND BALANCE	0.00	0.00		0.00		0.00		0.00	0.00	0.00



FUND DEPT 5081-450 : NURSING HOME - DIETARY

12/11/2023 1:46:34 PM

PERIOD ENDING 11/30/2023

	ACTUAL LAST YEAR			ACTUAL THIS YEAR				ENCUMBRANCE	BUDGET	UNENCUMBERED BALANCE
	CURRENT MONTH	YEAR TO DATE	%	CURRENT MONTH	%	YEAR TO DATE	%			
EXPENDITURES										
TOTAL EXPENDITURES	0.00	0.00	0	0.00	0	0.00	0	0.00	0.00	0.00
NET CHANGE IN FUND BALANCE	0.00	0.00		0.00		0.00		0.00	0.00	0.00



FUND DEPT 5081-455 : NURSING HOME - BEAUTY SHOP

12/11/2023 1:46:34 PM

PERIOD ENDING 11/30/2023

	ACTUAL LAST YEAR			ACTUAL THIS YEAR				ENCUMBRANCE	BUDGET	UNENCUMBERED BALANCE
	CURRENT MONTH	YEAR TO DATE	%	CURRENT MONTH	%	YEAR TO DATE	%			
EXPENDITURES										
TOTAL EXPENDITURES	0.00	0.00	0	0.00	0	0.00	0	0.00	0.00	0.00
NET CHANGE IN FUND BALANCE	0.00	0.00		0.00		0.00		0.00	0.00	0.00



FUND DEPT 5081-460 : NURSING HOME - ADULT DAY CARE

12/11/2023 1:46:34 PM

PERIOD ENDING 11/30/2023

	ACTUAL LAST YEAR			ACTUAL THIS YEAR				ENCUMBRANCE	BUDGET	UNENCUMBERED BALANCE
	CURRENT MONTH	YEAR TO DATE	%	CURRENT MONTH	%	YEAR TO DATE	%			
EXPENDITURES										
TOTAL EXPENDITURES	0.00	0.00	0	0.00	0	0.00	0	0.00	0.00	0.00
NET CHANGE IN FUND BALANCE	0.00	0.00		0.00		0.00		0.00	0.00	0.00



FUND DEPT 5081-462 : NURSING HOME - ALZHEIMERS UNIT

12/11/2023 1:46:34 PM

PERIOD ENDING 11/30/2023

	ACTUAL LAST YEAR			ACTUAL THIS YEAR				ENCUMBRANCE	BUDGET	UNENCUMBERED BALANCE
	CURRENT MONTH	YEAR TO DATE	%	CURRENT MONTH	%	YEAR TO DATE	%			
EXPENDITURES										
TOTAL EXPENDITURES	0.00	0.00	0	0.00	0	0.00	0	0.00	0.00	0.00
NET CHANGE IN FUND BALANCE	0.00	0.00		0.00		0.00		0.00	0.00	0.00




FUND DEPT 6476-118 : SELF-FUNDED INSURANCE - PROPERTY/LIABILITY INSUR

12/11/2023 1:46:34 PM

PERIOD ENDING 11/30/2023

	ACTUAL LAST YEAR			ACTUAL THIS YEAR				ENCUMBRANCE	BUDGET	UNENCUMBERED BALANCE
	CURRENT MONTH	YEAR TO DATE	%	CURRENT MONTH	%	YEAR TO DATE	%			
REVENUES										
4007 CHARGES FOR SERVICES	0.00	0.00	0	0.00	0	0.00	0	0.00	1,541,801.00	1,541,801.00
4009 MISCELLANEOUS REVENUES	0.00	20.00	0	0.00	0	678.50	0	0.00	0.00	-678.50
TOTAL REVENUES	0.00	20.00	0	0.00	0	678.50	0	0.00	1,541,801.00	1,541,122.50
EXPENDITURES										
5020 SERVICES	143,174.81	1,431,278.70	69	117,320.04	6	1,454,467.61	73	0.00	1,989,643.00	535,175.39
TOTAL EXPENDITURES	143,174.81	1,431,278.70	69	117,320.04	6	1,454,467.61	73	0.00	1,989,643.00	535,175.39
OTHER FINANCING SOURCES (USES)										
6001 OTHER FINANCING SOURCES	0.00	182,936.00	73	0.00	0	0.00	0	0.00	250,000.00	250,000.00
7001 OTHER FINANCING USES	0.00	0.00	0	0.00	0	0.00	0	0.00	-5,739.00	-5,739.00
TOTAL OTHER FINANCING SOURCES (USES)	0.00	182,936.00		0.00		0.00		0.00	244,261.00	244,261.00
NET CHANGE IN FUND BALANCE	-143,174.81	-1,248,322.70		-117,320.04		-1,453,789.11		0.00	-203,581.00	1,250,208.11



PERIOD ENDING 11/30/2023

	ACTUAL LAST YEAR			ACTUAL THIS YEAR				ENCUMBRANCE	BUDGET	UNENCUMBERED BALANCE
	CURRENT MONTH	YEAR TO DATE	%	CURRENT MONTH	%	YEAR TO DATE	%			
REVENUES										
4007 CHARGES FOR SERVICES	190,769.26	1,026,716.82	108	0.00	0	924,918.77	94	0.00	982,390.00	57,471.23
4008 INVESTMENT EARNINGS	10,758.70	37,815.30	236 3	18,639.66	373	103,646.07	207 3	0.00	5,000.00	-98,646.07
4009 MISCELLANEOUS REVENUES	0.00	295.82	0	0.00	0	0.00	0	0.00	0.00	0.00
TOTAL REVENUES	201,527.96	1,064,827.94	112	18,639.66	2	1,028,564.84	104	0.00	987,390.00	-41,174.84
EXPENDITURES										
5003 FRINGE BENEFITS	116,141.98	767,006.12	82	34,132.09	4	919,368.93	95	0.00	968,025.00	48,656.07
5010 COMMODITIES	0.00	0.00	0	0.00	0	106.18	68	0.00	156.18	50.00
5020 SERVICES	0.00	0.00	0	0.00	0	7,250.00	92	0.00	7,893.82	643.82
TOTAL EXPENDITURES	116,141.98	767,006.12	82	34,132.09	3	926,725.11	95	0.00	976,075.00	49,349.89
OTHER FINANCING SOURCES (USES)										
7001 OTHER FINANCING USES	0.00	0.00	0	0.00	0	0.00	0	0.00	-11,478.00	-11,478.00
TOTAL OTHER FINANCING SOURCES (USES)	0.00	0.00		0.00		0.00		0.00	-11,478.00	-11,478.00
NET CHANGE IN FUND BALANCE	85,385.98	297,821.82		-15,492.43		101,839.73		0.00	-163.00	-102,002.73




FUND DEPT 6620-120 : HEALTH-LIFE INSURANCE - EMPLOYEE GROUP INSURANCE

12/11/2023 1:46:34 PM

PERIOD ENDING 11/30/2023

	ACTUAL LAST YEAR			ACTUAL THIS YEAR				ENCUMBRANCE	BUDGET	UNENCUMBERED BALANCE
	CURRENT MONTH	YEAR TO DATE	%	CURRENT MONTH	%	YEAR TO DATE	%			
REVENUES										
4007 CHARGES FOR SERVICES	516,515.00	5,536,029.25	0	0.00	0	22,793.16	0	0.00	7,558,400.00	7,535,606.84
4008 INVESTMENT EARNINGS	1,538.02	4,729.47	0	2,427.26	121 4	21,379.58	106 90	0.00	200.00	-21,179.58
4009 MISCELLANEOUS REVENUES	0.00	48,322.17	1	0.00	0	0.00	0	0.00	0.00	0.00
TOTAL REVENUES	518,053.02	5,589,080.89	75	2,427.26	0	44,172.74	1	0.00	7,558,600.00	7,514,427.26
EXPENDITURES										
5003 FRINGE BENEFITS	490,282.38	5,453,202.06	74	0.00	0	0.00	0	0.00	7,499,800.00	7,499,800.00
5010 COMMODITIES	0.00	0.00	0	0.00	0	540.50	100	0.00	540.50	0.00
5020 SERVICES	0.00	0.00	0	0.00	0	49,885.27	86	0.00	58,259.50	8,374.23
TOTAL EXPENDITURES	490,282.38	5,453,202.06	73	0.00	0	50,425.77	1	0.00	7,558,600.00	7,508,174.23
OTHER FINANCING SOURCES (USES)										
TOTAL OTHER FINANCING SOURCES (USES)	0.00	0.00		0.00		0.00		0.00	0.00	0.00
NET CHANGE IN FUND BALANCE	27,770.64	135,878.83		2,427.26		-6,253.03		0.00	0.00	6,253.03




FUND DEPT 7086-060 : TOWNSHIP MOTOR FUEL TAX - HIGHWAY

12/11/2023 1:46:34 PM

PERIOD ENDING 11/30/2023

	ACTUAL LAST YEAR			ACTUAL THIS YEAR				ENCUMBRANCE	BUDGET	UNENCUMBERED BALANCE
	CURRENT MONTH	YEAR TO DATE	%	CURRENT MONTH	%	YEAR TO DATE	%			
REVENUES										
4004 INTERGOVERNMENTAL REVENUE	266,312.27	2,585,306.52	0	277,085.15	0	2,842,123.22	0	0.00	0.00	-2,842,123.22
4008 INVESTMENT EARNINGS	27,898.40	58,759.60	0	154,977.19	0	121,430.94	0	0.00	0.00	-121,430.94
TOTAL REVENUES	294,210.67	2,644,066.12	0	432,062.34	0	2,963,554.16	0	0.00	0.00	-2,963,554.16
EXPENDITURES										
5020 SERVICES	13,528.73	2,230,308.87	15	0.00	0	3,574,660.62	71	0.00	5,000,000.00	1,425,339.38
TOTAL EXPENDITURES	13,528.73	2,230,308.87	15	0.00	0	3,574,660.62	71	0.00	5,000,000.00	1,425,339.38
NET CHANGE IN FUND BALANCE	280,681.94	413,757.25		432,062.34		-611,106.46		0.00	-5,000,000.00	-4,388,893.54



FUND DEPT 7087-060 : TOWNSHIP BRIDGE - HIGHWAY

12/11/2023 1:46:34 PM

PERIOD ENDING 11/30/2023

	ACTUAL LAST YEAR			ACTUAL THIS YEAR				ENCUMBRANCE	BUDGET	UNENCUMBERED BALANCE
	CURRENT MONTH	YEAR TO DATE	%	CURRENT MONTH	%	YEAR TO DATE	%			
REVENUES										
4004 INTERGOVERNMENTAL REVENUE	0.00	767,364.50	0	0.00	0	0.00	0	0.00	0.00	0.00
4008 INVESTMENT EARNINGS	1,659.11	7,868.77	0	11.19	0	102.17	0	0.00	0.00	-102.17
TOTAL REVENUES	1,659.11	775,233.27	0	11.19	0	102.17	0	0.00	0.00	-102.17
EXPENDITURES										
8000 CAPITAL OUTLAY	517,462.77	735,045.75	15	0.00	0	0.00	0	0.00	0.00	0.00
TOTAL EXPENDITURES	517,462.77	735,045.75	15	0.00	0	0.00	0	0.00	0.00	0.00
NET CHANGE IN FUND BALANCE	-515,803.66	40,187.52		11.19		102.17		0.00	0.00	-102.17




FUND DEPT 7097-026 : ESTATE - COUNTY TREASURER

12/11/2023 1:46:34 PM

PERIOD ENDING 11/30/2023

	ACTUAL LAST YEAR			ACTUAL THIS YEAR				ENCUMBRANCE	BUDGET	UNENCUMBERED BALANCE
	CURRENT MONTH	YEAR TO DATE	%	CURRENT MONTH	%	YEAR TO DATE	%			
REVENUES										
TOTAL REVENUES	0.00	0.00	0	0.00	0	0.00	0	0.00	0.00	0.00
NET CHANGE IN FUND BALANCE	0.00	0.00		0.00		0.00		0.00	0.00	0.00



FUND DEPT 7667-026 : PROPERTY CONDEMNATIONS - COUNTY TREASURER

12/11/2023 1:46:34 PM

PERIOD ENDING 11/30/2023

	ACTUAL LAST YEAR			ACTUAL THIS YEAR				ENCUMBRANCE	BUDGET	UNENCUMBERED BALANCE
	CURRENT MONTH	YEAR TO DATE	%	CURRENT MONTH	%	YEAR TO DATE	%			
REVENUES										
4008 INVESTMENT EARNINGS	0.00	1,237.95	0	0.00	0	0.00	0	0.00	0.00	0.00
TOTAL REVENUES	0.00	1,237.95	0	0.00	0	0.00	0	0.00	0.00	0.00
OTHER FINANCING SOURCES (USES)										
TOTAL OTHER FINANCING SOURCES (USES)	0.00	0.00		0.00		0.00		0.00	0.00	0.00
NET CHANGE IN FUND BALANCE	0.00	1,237.95		0.00		0.00		0.00	0.00	0.00



FUND DEPT 7687-040 : SHERIFF FORECLOSURES - SHERIFF

12/11/2023 1:46:34 PM

PERIOD ENDING 11/30/2023

	ACTUAL LAST YEAR			ACTUAL THIS YEAR				ENCUMBRANCE	BUDGET	UNENCUMBERED BALANCE
	CURRENT MONTH	YEAR TO DATE	%	CURRENT MONTH	%	YEAR TO DATE	%			
REVENUES										
4008 INVESTMENT EARNINGS	539.16	5,444.76	0	0.00	0	0.00	0	0.00	0.00	0.00
TOTAL REVENUES	539.16	5,444.76	0	0.00	0	0.00	0	0.00	0.00	0.00
OTHER FINANCING SOURCES (USES)										
6001 OTHER FINANCING SOURCES	8,280.00	46,000.00	0	0.00	0	0.00	0	0.00	0.00	0.00
TOTAL OTHER FINANCING SOURCES (USES)	8,280.00	46,000.00		0.00		0.00		0.00	0.00	0.00
NET CHANGE IN FUND BALANCE	8,819.16	51,444.76		0.00		0.00		0.00	0.00	0.00



FUND DEPT 7699-020 : GARNISHMENTS - AUDITOR

12/11/2023 1:46:34 PM

PERIOD ENDING 11/30/2023

	ACTUAL LAST YEAR			ACTUAL THIS YEAR				ENCUMBRANCE	BUDGET	UNENCUMBERED BALANCE
	CURRENT MONTH	YEAR TO DATE	%	CURRENT MONTH	%	YEAR TO DATE	%			
REVENUES										
4008 INVESTMENT EARNINGS	-5.35	0.00	0	0.00	0	0.00	0	0.00	0.00	0.00
TOTAL REVENUES	-5.35	0.00	0	0.00	0	0.00	0	0.00	0.00	0.00
OTHER FINANCING SOURCES (USES)										
6001 OTHER FINANCING SOURCES	0.00	51,644.12	0	0.00	0	0.00	0	0.00	0.00	0.00
TOTAL OTHER FINANCING SOURCES (USES)	0.00	51,644.12		0.00		0.00		0.00	0.00	0.00
NET CHANGE IN FUND BALANCE	-5.35	51,644.12		0.00		0.00		0.00	0.00	0.00



PERIOD ENDING 11/30/2023

	ACTUAL LAST YEAR			ACTUAL THIS YEAR				ENCUMBRANCE	BUDGET	UNENCUMBERED BALANCE
	CURRENT MONTH	YEAR TO DATE	%	CURRENT MONTH	%	YEAR TO DATE	%			
REVENUES										
4004 INTERGOVERNMENTAL REVENUE	13,614.00	422,874.62	77	78,313.00	14	439,537.47	80	0.00	546,436.00	106,898.53
4007 CHARGES FOR SERVICES	6,359.62	57,242.90	104	5,758.14	10	55,551.33	92	0.00	60,500.00	4,948.67
4008 INVESTMENT EARNINGS	1,408.21	5,312.03	106 2	2,369.45	474	8,611.08	172 2	0.00	500.00	-8,111.08
4009 MISCELLANEOUS REVENUES	1,111.86	8,500.14	68	1,000.00	8	6,319.81	49	0.00	13,000.00	6,680.19
TOTAL REVENUES	22,493.69	493,929.69	80	87,440.59	14	510,019.69	82	0.00	620,436.00	110,416.31
EXPENDITURES										
5001 SALARIES AND WAGES	32,670.23	340,137.42	86	30,483.16	7	351,363.97	85	0.00	412,332.00	60,968.03
5003 FRINGE BENEFITS	11,329.65	84,814.06	64	12,186.98	10	84,355.72	68	0.00	124,425.00	40,069.28
5010 COMMODITIES	258.94	1,213.01	27	204.01	4	2,605.38	54	0.00	4,800.00	2,194.62
5020 SERVICES	780.76	17,802.04	24	1,288.35	3	13,314.76	35	0.00	38,105.00	24,790.24
TOTAL EXPENDITURES	45,039.58	443,966.53	73	44,162.50	8	451,639.83	78	0.00	579,662.00	128,022.17
OTHER FINANCING SOURCES (USES)										
7001 OTHER FINANCING USES	0.00	0.00	0	0.00	0	-58,500.00	95	0.00	-61,500.00	-3,000.00
TOTAL OTHER FINANCING SOURCES (USES)	0.00	0.00		0.00		-58,500.00		0.00	-61,500.00	-3,000.00
NET CHANGE IN FUND BALANCE	-22,545.89	49,963.16		43,278.09		-120.14		0.00	-20,726.00	-20,605.86



FUND DEPT 8850-112 : GEOG INF SYS JOINT VENTUR - CAPITAL/TECHNOLOGY PURCH

12/11/2023 1:46:34 PM

PERIOD ENDING 11/30/2023

	ACTUAL LAST YEAR			ACTUAL THIS YEAR				ENCUMBRANCE	BUDGET	UNENCUMBERED BALANCE
	CURRENT MONTH	YEAR TO DATE	%	CURRENT MONTH	%	YEAR TO DATE	%			
REVENUES										
TOTAL REVENUES	0.00	0.00	0	0.00	0	0.00	0	0.00	0.00	0.00
EXPENDITURES										
5010 COMMODITIES	0.00	4,223.70	22	0.00	0	4,366.01	99	0.00	4,400.00	33.99
5020 SERVICES	0.00	53,859.60	84	4,625.00	7	62,166.86	92	0.00	67,315.00	5,148.14
8000 CAPITAL OUTLAY	0.00	0.00	0	0.00	0	0.00	0	0.00	505.00	505.00
TOTAL EXPENDITURES	0.00	58,083.30	70	4,625.00	6	66,532.87	92	0.00	72,220.00	5,687.13
OTHER FINANCING SOURCES (USES)										
6001 OTHER FINANCING SOURCES	0.00	0.00	0	0.00	0	58,500.00	100	0.00	58,500.00	0.00
TOTAL OTHER FINANCING SOURCES (USES)	0.00	0.00		0.00		58,500.00		0.00	58,500.00	0.00
NET CHANGE IN FUND BALANCE	0.00	-58,083.30		-4,625.00		-8,032.87		0.00	-13,720.00	-5,687.13



FUND DEPT 8850-672 : GEOG INF SYS JOINT VENTUR - AERIAL PHOTOGRAPHY PROJ

12/11/2023 1:46:34 PM

PERIOD ENDING 11/30/2023

	ACTUAL LAST YEAR			ACTUAL THIS YEAR				ENCUMBRANCE	BUDGET	UNENCUMBERED BALANCE
	CURRENT MONTH	YEAR TO DATE	%	CURRENT MONTH	%	YEAR TO DATE	%			
REVENUES										
4004 INTERGOVERNMENTAL REVENUE	1,111.25	34,607.50	109	0.00	0	95,959.75	90	0.00	106,750.00	10,790.25
TOTAL REVENUES	1,111.25	34,607.50	109	0.00	0	95,959.75	90	0.00	106,750.00	10,790.25
EXPENDITURES										
5020 SERVICES	0.00	0.00	0	0.00	0	93,000.00	50	0.00	185,000.00	92,000.00
TOTAL EXPENDITURES	0.00	0.00	0	0.00	0	93,000.00	50	0.00	185,000.00	92,000.00
NET CHANGE IN FUND BALANCE	1,111.25	34,607.50		0.00		2,959.75		0.00	-78,250.00	-81,209.75