



FUND DEPT 1080-010 : GENERAL CORPORATE - COUNTY BOARD

6/12/2023 10:05:15 AM

PERIOD ENDING 5/31/2023

	ACTUAL LAST YEAR			ACTUAL THIS YEAR				ENCUMBRANCE	BUDGET	UNENCUMBERED BALANCE
	CURRENT MONTH	YEAR TO DATE	%	CURRENT MONTH	%	YEAR TO DATE	%			
REVENUES										
4007 CHARGES FOR SERVICES	0.00	0.00	0	0.00	0	1,080.45	360	0.00	300.00	-780.45
4009 MISCELLANEOUS REVENUES	0.00	800.00	80	64.00	3	64.00	3	0.00	2,000.00	1,936.00
4010 RENTS AND ROYALTIES	67,576.99	77,690.00	20	62,673.50	15	79,032.63	19	0.00	425,000.00	345,967.37
TOTAL REVENUES	67,576.99	78,490.00	18	62,737.50	15	80,177.08	19	0.00	427,300.00	347,122.92
EXPENDITURES										
5001 SALARIES AND WAGES	5,063.08	21,415.40	18	4,823.08	5	22,703.40	26	0.00	89,000.00	66,296.60
5010 COMMODITIES	18.76	24.74	4	0.00	0	21.50	0	0.00	5,250.00	5,228.50
5020 SERVICES	15,544.61	59,095.31	58	805.12	1	58,118.44	56	0.00	104,035.00	45,916.56
TOTAL EXPENDITURES	20,626.45	80,535.45	36	5,628.20	3	80,843.34	41	0.00	198,285.00	117,441.66
NET CHANGE IN FUND BALANCE	46,950.54	-2,045.45		57,109.30		-666.26		0.00	229,015.00	229,681.26



FUND DEPT 1080-012 : GENERAL CORPORATE - TORNADO SIRENS

6/12/2023 10:05:15 AM

PERIOD ENDING 5/31/2023

	ACTUAL LAST YEAR			ACTUAL THIS YEAR				ENCUMBRANCE	BUDGET	UNENCUMBERED BALANCE
	CURRENT MONTH	YEAR TO DATE	%	CURRENT MONTH	%	YEAR TO DATE	%			
REVENUES										
4004 INTERGOVERNMENTAL REVENUE	0.00	3,990.00	100	0.00	0	0.00	0	0.00	0.00	0.00
TOTAL REVENUES	0.00	3,990.00	100	0.00	0	0.00	0	0.00	0.00	0.00
EXPENDITURES										
5020 SERVICES	0.00	3,990.00	100	0.00	0	0.00	0	0.00	0.00	0.00
TOTAL EXPENDITURES	0.00	3,990.00	100	0.00	0	0.00	0	0.00	0.00	0.00
NET CHANGE IN FUND BALANCE	0.00	0.00		0.00		0.00		0.00	0.00	0.00



FUND DEPT 1080-013 : GENERAL CORPORATE - DEBT SERVICE

6/12/2023 10:05:15 AM

PERIOD ENDING 5/31/2023

	ACTUAL LAST YEAR			ACTUAL THIS YEAR				ENCUMBRANCE	BUDGET	UNENCUMBERED BALANCE
	CURRENT MONTH	YEAR TO DATE	%	CURRENT MONTH	%	YEAR TO DATE	%			
REVENUES										
4004 INTERGOVERNMENTAL REVENUE	0.00	0.00	0	0.00	0	293,502.00	19	0.00	1,578,901.00	1,285,399.00
TOTAL REVENUES	0.00	0.00	0	0.00	0	293,502.00	19	0.00	1,578,901.00	1,285,399.00
EXPENDITURES										
5050 INTEREST AND FISCAL CHARGES	0.00	0.00	0	0.00	0	0.00	0	0.00	1,578,901.00	1,578,901.00
TOTAL EXPENDITURES	0.00	0.00	0	0.00	0	0.00	0	0.00	1,578,901.00	1,578,901.00
OTHER FINANCING SOURCES (USES)										
TOTAL OTHER FINANCING SOURCES (USES)	0.00	0.00		0.00		0.00		0.00	0.00	0.00
NET CHANGE IN FUND BALANCE	0.00	0.00		0.00		293,502.00		0.00	0.00	-293,502.00



FUND DEPT 1080-016 : GENERAL CORPORATE - ADMINISTRATIVE SERVICES

6/12/2023 10:05:15 AM

PERIOD ENDING 5/31/2023

	ACTUAL LAST YEAR			ACTUAL THIS YEAR				ENCUMBRANCE	BUDGET	UNENCUMBERED BALANCE
	CURRENT MONTH	YEAR TO DATE	%	CURRENT MONTH	%	YEAR TO DATE	%			
REVENUES										
4004 INTERGOVERNMENTAL REVENUE	0.00	0.00	0	0.00	0	23.57	0	0.00	7,000.00	6,976.43
4009 MISCELLANEOUS REVENUES	0.00	0.00	0	0.00	0	0.00	0	0.00	3,000.00	3,000.00
TOTAL REVENUES	0.00	0.00	0	0.00	0	23.57	0	0.00	10,000.00	9,976.43
EXPENDITURES										
5001 SALARIES AND WAGES	53,671.25	281,468.79	40	54,503.14	8	260,105.41	37	0.00	701,150.00	441,044.59
5010 COMMODITIES	78,317.22	112,586.20	35	223.75	0	99,705.77	30	0.00	332,250.00	232,544.23
5020 SERVICES	784.60	5,036.04	17	3,580.58	12	9,915.56	34	0.00	29,260.00	19,344.44
TOTAL EXPENDITURES	132,773.07	399,091.03	38	58,307.47	5	369,726.74	35	0.00	1,062,660.00	692,933.26
OTHER FINANCING SOURCES (USES)										
6001 OTHER FINANCING SOURCES	0.00	0.00	0	0.00	0	0.00	0	0.00	17,217.00	17,217.00
TOTAL OTHER FINANCING SOURCES (USES)	0.00	0.00		0.00		0.00		0.00	17,217.00	17,217.00
NET CHANGE IN FUND BALANCE	-132,773.07	-399,091.03		-58,307.47		-369,703.17		0.00	-1,035,443.00	-665,739.83



FUND DEPT 1080-017 : GENERAL CORPORATE - COOPERATIVE EXTENSION SRV

6/12/2023 10:05:15 AM

PERIOD ENDING 5/31/2023

	ACTUAL LAST YEAR			ACTUAL THIS YEAR				ENCUMBRANCE	BUDGET	UNENCUMBERED BALANCE
	CURRENT MONTH	YEAR TO DATE	%	CURRENT MONTH	%	YEAR TO DATE	%			
REVENUES										
4001 PROPERTY TAX	0.00	0.00	0	0.00	0	0.00	0	0.00	442,000.00	442,000.00
TOTAL REVENUES	0.00	0.00	0	0.00	0	0.00	0	0.00	442,000.00	442,000.00
EXPENDITURES										
5020 SERVICES	0.00	0.00	0	0.00	0	734.13	0	0.00	442,735.00	442,000.87
TOTAL EXPENDITURES	0.00	0.00	0	0.00	0	734.13	0	0.00	442,735.00	442,000.87
NET CHANGE IN FUND BALANCE	0.00	0.00		0.00		-734.13		0.00	-735.00	-0.87



FUND DEPT 1080-020 : GENERAL CORPORATE - AUDITOR

6/12/2023 10:05:15 AM

PERIOD ENDING 5/31/2023

	ACTUAL LAST YEAR			ACTUAL THIS YEAR				ENCUMBRANCE	BUDGET	UNENCUMBERED BALANCE
	CURRENT MONTH	YEAR TO DATE	%	CURRENT MONTH	%	YEAR TO DATE	%			
REVENUES										
4004 INTERGOVERNMENTAL REVENUE	0.00	6,500.00	100	0.00	0	0.00	0	0.00	6,500.00	6,500.00
4007 CHARGES FOR SERVICES	0.00	0.00	0	0.00	0	0.00	0	0.00	120,000.00	120,000.00
4008 INVESTMENT EARNINGS	0.00	0.00	0	19.96	0	64.90	0	0.00	0.00	-64.90
4009 MISCELLANEOUS REVENUES	0.00	1,034.60	9	0.00	0	0.00	0	0.00	0.00	0.00
TOTAL REVENUES	0.00	7,534.60	6	19.96	0	64.90	0	0.00	126,500.00	126,435.10
EXPENDITURES										
5001 SALARIES AND WAGES	27,557.28	137,874.85	36	31,177.71	7	145,039.61	34	0.00	425,064.00	280,024.39
5010 COMMODITIES	0.00	149.92	4	14.98	0	218.48	6	0.00	3,581.00	3,362.52
5020 SERVICES	265.08	4,338.81	38	3,136.71	19	7,163.54	43	0.00	16,736.00	9,572.46
TOTAL EXPENDITURES	27,822.36	142,363.58	36	34,329.40	8	152,421.63	34	0.00	445,381.00	292,959.37
OTHER FINANCING SOURCES (USES)										
TOTAL OTHER FINANCING SOURCES (USES)	0.00	0.00		0.00		0.00		0.00	0.00	0.00
NET CHANGE IN FUND BALANCE	-27,822.36	-134,828.98		-34,309.44		-152,356.73		0.00	-318,881.00	-166,524.27



FUND DEPT 1080-021 : GENERAL CORPORATE - BOARD OF REVIEW

6/12/2023 10:05:15 AM

PERIOD ENDING 5/31/2023

	ACTUAL LAST YEAR			ACTUAL THIS YEAR				ENCUMBRANCE	BUDGET	UNENCUMBERED BALANCE
	CURRENT MONTH	YEAR TO DATE	%	CURRENT MONTH	%	YEAR TO DATE	%			
REVENUES										
TOTAL REVENUES	0.00	0.00	0	0.00	0	0.00	0	0.00	0.00	0.00
EXPENDITURES										
5001 SALARIES AND WAGES	10,435.80	52,102.95	38	10,957.50	8	52,393.58	37	0.00	142,448.00	90,054.42
5010 COMMODITIES	0.00	0.00	0	0.00	0	374.97	28	0.00	1,333.50	958.53
5020 SERVICES	18.72	718.72	15	0.00	0	9,613.65	53	0.00	18,115.00	8,501.35
TOTAL EXPENDITURES	10,454.52	52,821.67	37	10,957.50	7	62,382.20	39	0.00	161,896.50	99,514.30
NET CHANGE IN FUND BALANCE	-10,454.52	-52,821.67		-10,957.50		-62,382.20		0.00	-161,896.50	-99,514.30



FUND DEPT 1080-022 : GENERAL CORPORATE - COUNTY CLERK

6/12/2023 10:05:15 AM

PERIOD ENDING 5/31/2023

	ACTUAL LAST YEAR			ACTUAL THIS YEAR				ENCUMBRANCE	BUDGET	UNENCUMBERED BALANCE
	CURRENT MONTH	YEAR TO DATE	%	CURRENT MONTH	%	YEAR TO DATE	%			
REVENUES										
4004 INTERGOVERNMENTAL REVENUE	0.00	0.00	0	0.00	0	0.00	0	0.00	51,815.00	51,815.00
4006 LICENSES AND PERMITS	18,075.00	34,115.00	42	41,005.00	37	61,210.00	55	0.00	110,400.00	49,190.00
4007 CHARGES FOR SERVICES	25,434.00	109,299.10	32	42,961.50	13	124,150.40	37	0.00	340,000.00	215,849.60
4008 INVESTMENT EARNINGS	8.05	45.39	23	18.04	9	85.93	43	0.00	200.00	114.07
4009 MISCELLANEOUS REVENUES	0.00	0.00	0	1,335.00	667	3,777.50	188	0.00	20.00	-3,757.50
				5		88				
TOTAL REVENUES	43,517.05	143,459.49	30	85,319.54	17	189,223.83	38	0.00	502,435.00	313,211.17
EXPENDITURES										
5001 SALARIES AND WAGES	53,582.52	271,790.06	32	63,077.95	7	362,885.00	38	0.00	951,536.00	588,651.00
5010 COMMODITIES	-8,556.25	41,148.00	45	2,264.82	2	74,492.09	68	0.00	109,537.00	35,044.91
5020 SERVICES	5,494.22	107,245.56	26	32,883.78	8	133,468.17	31	0.00	425,813.00	292,344.83
8000 CAPITAL OUTLAY	0.00	0.00	0	0.00	0	0.00	0	0.00	42,535.00	42,535.00
TOTAL EXPENDITURES	50,520.49	420,183.62	27	98,226.55	6	570,845.26	37	0.00	1,529,421.00	958,575.74
OTHER FINANCING SOURCES (USES)										
TOTAL OTHER FINANCING SOURCES (USES)	0.00	0.00		0.00		0.00		0.00	0.00	0.00
NET CHANGE IN FUND BALANCE	-7,003.44	-276,724.13		-12,907.01		-381,621.43		0.00	-1,026,986.00	-645,364.57



FUND DEPT 1080-023 : GENERAL CORPORATE - RECORDER

6/12/2023 10:05:15 AM

PERIOD ENDING 5/31/2023

	ACTUAL LAST YEAR			ACTUAL THIS YEAR				ENCUMBRANCE	BUDGET	UNENCUMBERED BALANCE
	CURRENT MONTH	YEAR TO DATE	%	CURRENT MONTH	%	YEAR TO DATE	%			
REVENUES										
4006 LICENSES AND PERMITS	393,913.50	1,232,668.50	82	45,215.00	9	181,882.00	36	0.00	500,000.00	318,118.00
4007 CHARGES FOR SERVICES	78,685.00	386,943.00	39	53,299.50	7	230,777.00	29	0.00	800,000.00	569,223.00
4009 MISCELLANEOUS REVENUES	3,377.50	15,432.15	193	472.00	2	6,192.70	25	0.00	25,000.00	18,807.30
TOTAL REVENUES	475,976.00	1,635,043.65	65	98,986.50	7	418,851.70	32	0.00	1,325,000.00	906,148.30
EXPENDITURES										
5001 SALARIES AND WAGES	11,814.71	53,067.03	34	14,410.63	8	68,450.44	37	0.00	187,353.00	118,902.56
5010 COMMODITIES	13.90	41.80	21	21.45	4	185.23	37	0.00	500.00	314.77
5020 SERVICES	149,855.00	625,849.50	53	0.00	0	15.00	1	0.00	1,780.00	1,765.00
TOTAL EXPENDITURES	161,683.61	678,958.33	51	14,432.08	8	68,650.67	36	0.00	189,633.00	120,982.33
NET CHANGE IN FUND BALANCE	314,292.39	956,085.32		84,554.42		350,201.03		0.00	1,135,367.00	785,165.97



FUND DEPT 1080-025 : GENERAL CORPORATE - SUPERVISOR OF ASSESSMENT

6/12/2023 10:05:15 AM

PERIOD ENDING 5/31/2023

	ACTUAL LAST YEAR			ACTUAL THIS YEAR				ENCUMBRANCE	BUDGET	UNENCUMBERED BALANCE
	CURRENT MONTH	YEAR TO DATE	%	CURRENT MONTH	%	YEAR TO DATE	%			
REVENUES										
4004 INTERGOVERNMENTAL REVENUE	0.00	7,083.34	16	0.00	0	7,437.48	16	0.00	46,988.00	39,550.52
4009 MISCELLANEOUS REVENUES	0.00	400.00	133	200.00	33	500.00	83	0.00	600.00	100.00
TOTAL REVENUES	0.00	7,483.34	16	200.00	0	7,937.48	17	0.00	47,588.00	39,650.52
EXPENDITURES										
5001 SALARIES AND WAGES	23,666.96	118,331.12	35	26,757.59	7	123,574.41	35	0.00	356,811.00	233,236.59
5010 COMMODITIES	573.07	2,212.52	38	108.73	2	2,115.15	38	0.00	5,632.00	3,516.85
5020 SERVICES	11.55	3,734.62	7	66.60	0	4,147.40	6	0.00	67,420.00	63,272.60
TOTAL EXPENDITURES	24,251.58	124,278.26	31	26,932.92	6	129,836.96	30	0.00	429,863.00	300,026.04
NET CHANGE IN FUND BALANCE	-24,251.58	-116,794.92		-26,732.92		-121,899.48		0.00	-382,275.00	-260,375.52



FUND DEPT 1080-026 : GENERAL CORPORATE - COUNTY TREASURER

6/12/2023 10:05:15 AM

PERIOD ENDING 5/31/2023

	ACTUAL LAST YEAR			ACTUAL THIS YEAR				ENCUMBRANCE	BUDGET	UNENCUMBERED BALANCE
	CURRENT MONTH	YEAR TO DATE	%	CURRENT MONTH	%	YEAR TO DATE	%			
REVENUES										
4001 PROPERTY TAX	0.00	849.83	0	210.00	0	1,510.00	0	0.00	500,000.00	498,490.00
4004 INTERGOVERNMENTAL REVENUE	0.00	0.00	0	0.00	0	0.00	0	0.00	14,000.00	14,000.00
4007 CHARGES FOR SERVICES	50.00	50.00	0	0.00	0	0.00	0	0.00	200.00	200.00
4008 INVESTMENT EARNINGS	12.95	52.60	1	0.00	0	5,363.60	77	0.00	7,000.00	1,636.40
TOTAL REVENUES	62.95	952.43	0	210.00	0	6,873.60	1	0.00	521,200.00	514,326.40
EXPENDITURES										
5001 SALARIES AND WAGES	21,648.70	104,562.91	36	23,884.74	8	115,567.91	36	0.00	317,248.00	201,680.09
5010 COMMODITIES	272.46	2,539.08	41	0.00	0	2,624.24	40	0.00	6,573.00	3,948.76
5020 SERVICES	73.96	2,118.09	4	12,438.84	26	15,106.44	32	0.00	47,250.00	32,143.56
TOTAL EXPENDITURES	21,995.12	109,220.08	32	36,323.58	10	133,298.59	36	0.00	371,071.00	237,772.41
NET CHANGE IN FUND BALANCE	-21,932.17	-108,267.65		-36,113.58		-126,424.99		0.00	150,129.00	276,553.99



FUND DEPT 1080-028 : GENERAL CORPORATE - INFORMATION TECHNOLOGY (IT)

6/12/2023 10:05:15 AM

PERIOD ENDING 5/31/2023

	ACTUAL LAST YEAR			ACTUAL THIS YEAR				ENCUMBRANCE	BUDGET	UNENCUMBERED BALANCE
	CURRENT MONTH	YEAR TO DATE	%	CURRENT MONTH	%	YEAR TO DATE	%			
REVENUES										
4004 INTERGOVERNMENTAL REVENUE	800.00	1,600.00	33	400.00	8	1,200.00	25	0.00	4,800.00	3,600.00
4007 CHARGES FOR SERVICES	0.00	0.00	0	0.00	0	0.00	0	0.00	45,600.00	45,600.00
TOTAL REVENUES	800.00	1,600.00	3	400.00	1	1,200.00	2	0.00	50,400.00	49,200.00
EXPENDITURES										
5001 SALARIES AND WAGES	57,701.31	259,046.29	36	63,913.80	7	303,891.63	34	0.00	904,356.00	600,464.37
5010 COMMODITIES	6,379.48	23,070.81	32	4,110.16	5	34,062.43	45	0.00	76,499.35	42,436.92
5020 SERVICES	38,998.14	112,013.10	30	40,442.23	11	137,373.26	37	0.00	372,268.65	234,895.39
TOTAL EXPENDITURES	103,078.93	394,130.20	34	108,466.19	8	475,327.32	35	0.00	1,353,124.00	877,796.68
OTHER FINANCING SOURCES (USES)										
TOTAL OTHER FINANCING SOURCES (USES)	0.00	0.00		0.00		0.00		0.00	0.00	0.00
NET CHANGE IN FUND BALANCE	-102,278.93	-392,530.20		-108,066.19		-474,127.32		0.00	-1,302,724.00	-828,596.68



FUND DEPT 1080-030 : GENERAL CORPORATE - CIRCUIT CLERK

6/12/2023 10:05:15 AM

PERIOD ENDING 5/31/2023

	ACTUAL LAST YEAR			ACTUAL THIS YEAR				ENCUMBRANCE	BUDGET	UNENCUMBERED BALANCE
	CURRENT MONTH	YEAR TO DATE	%	CURRENT MONTH	%	YEAR TO DATE	%			
REVENUES										
4004 INTERGOVERNMENTAL REVENUE	0.00	0.00	0	0.00	0	0.00	0	0.00	6,500.00	6,500.00
4007 CHARGES FOR SERVICES	0.00	207,816.90	16	114,127.69	19	210,843.05	35	0.00	600,000.00	389,156.95
4008 INVESTMENT EARNINGS	0.00	1,112.99	0	16,399.16	0	31,815.51	0	0.00	0.00	-31,815.51
TOTAL REVENUES	0.00	208,929.89	16	130,526.85	22	242,658.56	40	0.00	606,500.00	363,841.44
EXPENDITURES										
5001 SALARIES AND WAGES	83,384.63	402,225.29	33	91,888.19	7	438,702.54	31	0.00	1,396,314.00	957,611.46
5010 COMMODITIES	6,357.70	12,657.75	76	2,055.18	11	8,110.02	45	0.00	18,200.00	10,089.98
5020 SERVICES	12,904.20	22,743.59	47	3,723.24	11	9,731.05	29	0.00	34,139.00	24,407.95
TOTAL EXPENDITURES	102,646.53	437,626.63	34	97,666.61	7	456,543.61	32	0.00	1,448,653.00	992,109.39
NET CHANGE IN FUND BALANCE	-102,646.53	-228,696.74		32,860.24		-213,885.05		0.00	-842,153.00	-628,267.95



FUND DEPT 1080-031 : GENERAL CORPORATE - CIRCUIT COURT

6/12/2023 10:05:15 AM

PERIOD ENDING 5/31/2023

	ACTUAL LAST YEAR			ACTUAL THIS YEAR				ENCUMBRANCE	BUDGET	UNENCUMBERED BALANCE
	CURRENT MONTH	YEAR TO DATE	%	CURRENT MONTH	%	YEAR TO DATE	%			
REVENUES										
4004 INTERGOVERNMENTAL REVENUE	0.00	0.00	0	8,813.71	100	8,813.71	100	0.00	8,814.00	0.29
TOTAL REVENUES	0.00	0.00	0	8,813.71	100	8,813.71	100	0.00	8,814.00	0.29
EXPENDITURES										
5001 SALARIES AND WAGES	48,018.48	228,042.87	36	52,565.91	8	249,725.55	37	0.00	683,687.00	433,961.45
5010 COMMODITIES	8,335.25	9,729.25	105	2,299.46	6	23,016.26	58	0.00	39,814.00	16,797.74
5020 SERVICES	32,471.82	179,659.43	48	66,380.50	15	189,855.33	42	0.00	454,175.00	264,319.67
TOTAL EXPENDITURES	88,825.55	417,431.55	37	121,245.87	10	462,597.14	39	0.00	1,177,676.00	715,078.86
OTHER FINANCING SOURCES (USES)										
TOTAL OTHER FINANCING SOURCES (USES)	0.00	0.00		0.00		0.00		0.00	0.00	0.00
NET CHANGE IN FUND BALANCE	-88,825.55	-417,431.55		-112,432.16		-453,783.43		0.00	-1,168,862.00	-715,078.57



FUND DEPT 1080-032 : GENERAL CORPORATE - JURY COMMISSION

6/12/2023 10:05:15 AM

PERIOD ENDING 5/31/2023

	ACTUAL LAST YEAR			ACTUAL THIS YEAR				ENCUMBRANCE	BUDGET	UNENCUMBERED BALANCE
	CURRENT MONTH	YEAR TO DATE	%	CURRENT MONTH	%	YEAR TO DATE	%			
REVENUES										
TOTAL REVENUES	0.00	0.00	0	0.00	0	0.00	0	0.00	0.00	0.00
EXPENDITURES										
5001 SALARIES AND WAGES	3,359.00	16,131.70	34	3,509.78	7	16,746.54	34	0.00	48,977.00	32,230.46
5010 COMMODITIES	625.96	1,810.00	21	1,177.57	13	3,478.24	39	0.00	8,925.00	5,446.76
5020 SERVICES	8,815.60	34,227.50	28	16,552.20	11	50,395.40	34	0.00	146,111.00	95,715.60
TOTAL EXPENDITURES	12,800.56	52,169.20	30	21,239.55	10	70,620.18	35	0.00	204,013.00	133,392.82
NET CHANGE IN FUND BALANCE	-12,800.56	-52,169.20		-21,239.55		-70,620.18		0.00	-204,013.00	-133,392.82



FUND DEPT 1080-036 : GENERAL CORPORATE - PUBLIC DEFENDER

6/12/2023 10:05:15 AM

PERIOD ENDING 5/31/2023

	ACTUAL LAST YEAR			ACTUAL THIS YEAR				ENCUMBRANCE	BUDGET	UNENCUMBERED BALANCE
	CURRENT MONTH	YEAR TO DATE	%	CURRENT MONTH	%	YEAR TO DATE	%			
REVENUES										
4004 INTERGOVERNMENTAL REVENUE	0.00	18,341.58	17	6,340.49	5	25,213.97	21	0.00	119,593.49	94,379.52
4007 CHARGES FOR SERVICES	0.00	5,602.10	10	2,648.61	5	5,656.89	11	0.00	50,000.00	44,343.11
TOTAL REVENUES	0.00	23,943.68	15	8,989.10	5	30,870.86	18	0.00	169,593.49	138,722.63
EXPENDITURES										
5001 SALARIES AND WAGES	86,138.30	467,717.80	35	109,473.63	7	517,857.93	35	0.00	1,500,769.00	982,911.07
5010 COMMODITIES	164.55	3,017.29	30	2,066.97	13	9,703.85	59	0.00	16,509.00	6,805.15
5020 SERVICES	6,578.63	14,322.17	38	6,331.29	22	14,686.24	50	0.00	29,118.00	14,431.76
8000 CAPITAL OUTLAY	0.00	0.00	0	0.00	0	0.00	0	0.00	6,340.49	6,340.49
TOTAL EXPENDITURES	92,881.48	485,057.26	35	117,871.89	8	542,248.02	35	0.00	1,552,736.49	1,010,488.47
NET CHANGE IN FUND BALANCE	-92,881.48	-461,113.58		-108,882.79		-511,377.16		0.00	-1,383,143.00	-871,765.84



FUND DEPT 1080-040 : GENERAL CORPORATE - SHERIFF

6/12/2023 10:05:15 AM

PERIOD ENDING 5/31/2023

	ACTUAL LAST YEAR			ACTUAL THIS YEAR				ENCUMBRANCE	BUDGET	UNENCUMBERED BALANCE
	CURRENT MONTH	YEAR TO DATE	%	CURRENT MONTH	%	YEAR TO DATE	%			
REVENUES										
4004 INTERGOVERNMENTAL REVENUE	108,742.94	402,087.98	34	111,769.02	9	224,491.93	19	0.00	1,188,583.00	964,091.07
4005 FINES AND FORFEITURES	4,922.28	8,486.28	28	3,141.74	10	5,063.25	17	0.00	30,000.00	24,936.75
4007 CHARGES FOR SERVICES	12,679.65	63,120.45	33	20,311.40	14	59,890.05	41	0.00	145,000.00	85,109.95
4009 MISCELLANEOUS REVENUES	4,982.80	43,931.80	91	609.47	6	2,387.27	24	0.00	10,000.00	7,612.73
TOTAL REVENUES	131,327.67	517,626.51	36	135,831.63	10	291,832.50	21	0.00	1,373,583.00	1,081,750.50
EXPENDITURES										
5001 SALARIES AND WAGES	21,924.41	104,140.94	37	23,833.44	8	111,719.22	37	0.00	305,221.00	193,501.78
5002 LAW ENFORCEMENT SALARIES	342,267.75	1,656,588.20	37	399,060.90	9	1,792,468.82	39	0.00	4,566,361.00	2,773,892.18
5003 FRINGE BENEFITS	126.00	126.00	38	0.00	0	0.00	0	0.00	0.00	0.00
5010 COMMODITIES	40,599.26	144,285.80	74	10,245.19	4	109,487.51	39	0.00	282,809.00	173,321.49
5020 SERVICES	16,010.53	560,499.81	55	34,737.99	3	551,354.22	52	0.00	1,053,115.00	501,760.78
8000 CAPITAL OUTLAY	239,637.76	290,622.76	86	0.00	0	240,810.00	100	0.00	240,810.00	0.00
TOTAL EXPENDITURES	660,565.71	2,756,263.51	43	467,877.52	7	2,805,839.77	44	0.00	6,448,316.00	3,642,476.23
OTHER FINANCING SOURCES (USES)										
TOTAL OTHER FINANCING SOURCES (USES)	0.00	0.00		0.00		0.00		0.00	0.00	0.00
NET CHANGE IN FUND BALANCE	-529,238.04	-2,238,637.00		-332,045.89		-2,514,007.27		0.00	-5,074,733.00	-2,560,725.73



FUND DEPT 1080-041 : GENERAL CORPORATE - STATES ATTORNEY

6/12/2023 10:05:15 AM

PERIOD ENDING 5/31/2023

	ACTUAL LAST YEAR			ACTUAL THIS YEAR				ENCUMBRANCE	BUDGET	UNENCUMBERED BALANCE
	CURRENT MONTH	YEAR TO DATE	%	CURRENT MONTH	%	YEAR TO DATE	%			
REVENUES										
4004 INTERGOVERNMENTAL REVENUE	2,310.27	57,160.79	27	0.00	0	48,987.12	22	0.00	219,754.00	170,766.88
4005 FINES AND FORFEITURES	0.00	192,881.83	32	73,642.25	12	132,375.86	22	0.00	610,000.00	477,624.14
4007 CHARGES FOR SERVICES	0.00	15,890.05	19	14,761.58	17	25,160.98	30	0.00	85,000.00	59,839.02
4009 MISCELLANEOUS REVENUES	0.00	0.00	0	0.00	0	200.00	0	0.00	0.00	-200.00
TOTAL REVENUES	2,310.27	265,932.67	29	88,403.83	10	206,723.96	23	0.00	914,754.00	708,030.04
EXPENDITURES										
5001 SALARIES AND WAGES	187,435.16	888,291.74	37	195,704.40	8	940,049.36	37	0.00	2,553,942.00	1,613,892.64
5010 COMMODITIES	2,921.29	14,620.73	36	2,941.27	6	22,650.51	48	0.00	47,590.00	24,939.49
5020 SERVICES	4,750.91	71,833.93	53	4,776.29	3	81,355.95	57	0.00	143,710.00	62,354.05
TOTAL EXPENDITURES	195,107.36	974,746.40	38	203,421.96	7	1,044,055.82	38	0.00	2,745,242.00	1,701,186.18
OTHER FINANCING SOURCES (USES)										
TOTAL OTHER FINANCING SOURCES (USES)	0.00	0.00		0.00		0.00		0.00	0.00	0.00
NET CHANGE IN FUND BALANCE	-192,797.09	-708,813.73		-115,018.13		-837,331.86		0.00	-1,830,488.00	-993,156.14



FUND DEPT 1080-042 : GENERAL CORPORATE - CORONER

6/12/2023 10:05:15 AM

PERIOD ENDING 5/31/2023

	ACTUAL LAST YEAR			ACTUAL THIS YEAR				ENCUMBRANCE	BUDGET	UNENCUMBERED BALANCE
	CURRENT MONTH	YEAR TO DATE	%	CURRENT MONTH	%	YEAR TO DATE	%			
REVENUES										
4004 INTERGOVERNMENTAL REVENUE	0.00	6,500.00	58	0.00	0	5,130.00	30	0.00	17,130.00	12,000.00
4007 CHARGES FOR SERVICES	3,225.00	32,506.80	56	7,656.83	12	41,361.83	64	0.00	65,000.00	23,638.17
4009 MISCELLANEOUS REVENUES	0.00	0.00	0	0.00	0	1,775.00	39	0.00	4,600.00	2,825.00
TOTAL REVENUES	3,225.00	39,006.80	56	7,656.83	9	48,266.83	56	0.00	86,730.00	38,463.17
EXPENDITURES										
5001 SALARIES AND WAGES	35,921.91	177,886.26	35	36,465.97	7	172,556.62	32	0.00	533,489.00	360,932.38
5003 FRINGE BENEFITS	100.00	200.00	17	0.00	0	0.00	0	0.00	1,200.00	1,200.00
5010 COMMODITIES	173.97	5,130.84	20	418.93	1	9,970.17	30	0.00	33,625.00	23,654.83
5020 SERVICES	18,465.00	67,887.21	34	11,631.19	6	66,743.34	32	0.00	208,963.00	142,219.66
TOTAL EXPENDITURES	54,660.88	251,104.31	34	48,516.09	6	249,270.13	32	0.00	777,277.00	528,006.87
NET CHANGE IN FUND BALANCE	-51,435.88	-212,097.51		-40,859.26		-201,003.30		0.00	-690,547.00	-489,543.70



FUND DEPT 1080-043 : GENERAL CORPORATE - EMERGENCY MGMT AGCY (EMA)

6/12/2023 10:05:15 AM

PERIOD ENDING 5/31/2023

	ACTUAL LAST YEAR			ACTUAL THIS YEAR				ENCUMBRANCE	BUDGET	UNENCUMBERED BALANCE
	CURRENT MONTH	YEAR TO DATE	%	CURRENT MONTH	%	YEAR TO DATE	%			
REVENUES										
4004 INTERGOVERNMENTAL REVENUE	46,074.87	93,689.87	155	0.00	0	0.00	0	0.00	65,000.00	65,000.00
TOTAL REVENUES	46,074.87	93,689.87	155	0.00	0	0.00	0	0.00	65,000.00	65,000.00
EXPENDITURES										
5001 SALARIES AND WAGES	10,365.20	49,234.69	36	10,982.00	8	43,053.04	30	0.00	142,188.00	99,134.96
5010 COMMODITIES	370.55	2,938.29	52	40.50	1	1,152.74	23	0.00	4,925.00	3,772.26
5020 SERVICES	-4,396.19	5,077.83	19	6,746.66	23	10,985.60	38	0.00	29,177.00	18,191.40
TOTAL EXPENDITURES	6,339.56	57,250.81	34	17,769.16	10	55,191.38	31	0.00	176,290.00	121,098.62
NET CHANGE IN FUND BALANCE	39,735.31	36,439.06		-17,769.16		-55,191.38		0.00	-111,290.00	-56,098.62



FUND DEPT 1080-051 : GENERAL CORPORATE - JUVENILE DETENTION CENTER

6/12/2023 10:05:15 AM

PERIOD ENDING 5/31/2023

	ACTUAL LAST YEAR			ACTUAL THIS YEAR				ENCUMBRANCE	BUDGET	UNENCUMBERED BALANCE
	CURRENT MONTH	YEAR TO DATE	%	CURRENT MONTH	%	YEAR TO DATE	%			
REVENUES										
4004 INTERGOVERNMENTAL REVENUE	4,341.42	224,250.18	15	0.00	0	202,532.07	13	0.00	1,557,508.00	1,354,975.93
4009 MISCELLANEOUS REVENUES	20.00	20.00	0	30.12	0	30.12	0	0.00	0.00	-30.12
TOTAL REVENUES	4,361.42	224,270.18	15	30.12	0	202,562.19	13	0.00	1,557,508.00	1,354,945.81
EXPENDITURES										
5001 SALARIES AND WAGES	92,298.35	424,811.05	27	104,347.00	7	487,909.79	31	0.00	1,577,404.00	1,089,494.21
5010 COMMODITIES	1,450.67	13,270.92	39	4,386.52	6	20,798.98	26	0.00	78,611.00	57,812.02
5020 SERVICES	20,696.24	88,594.60	41	11,844.49	4	113,961.96	36	0.00	315,510.00	201,548.04
TOTAL EXPENDITURES	114,445.26	526,676.57	29	120,578.01	6	622,670.73	32	0.00	1,971,525.00	1,348,854.27
OTHER FINANCING SOURCES (USES)										
TOTAL OTHER FINANCING SOURCES (USES)	0.00	0.00		0.00		0.00		0.00	0.00	0.00
NET CHANGE IN FUND BALANCE	-110,083.84	-302,406.39		-120,547.89		-420,108.54		0.00	-414,017.00	6,091.54



FUND DEPT 1080-052 : GENERAL CORPORATE - COURT SERVICES - PROBATION

6/12/2023 10:05:15 AM

PERIOD ENDING 5/31/2023

	ACTUAL LAST YEAR			ACTUAL THIS YEAR				ENCUMBRANCE	BUDGET	UNENCUMBERED BALANCE
	CURRENT MONTH	YEAR TO DATE	%	CURRENT MONTH	%	YEAR TO DATE	%			
REVENUES										
4004 INTERGOVERNMENTAL REVENUE	0.00	153,834.14	16	0.00	0	175,045.42	18	0.00	988,271.00	813,225.58
TOTAL REVENUES	0.00	153,834.14	16	0.00	0	175,045.42	18	0.00	988,271.00	813,225.58
EXPENDITURES										
5001 SALARIES AND WAGES	123,104.99	584,484.77	35	140,826.55	8	698,995.42	38	0.00	1,825,603.00	1,126,607.58
5010 COMMODITIES	1,803.07	5,326.30	30	440.82	2	4,416.89	24	0.00	18,455.00	14,038.11
5020 SERVICES	324.54	2,014.74	21	400.04	4	1,450.24	15	0.00	9,600.00	8,149.76
TOTAL EXPENDITURES	125,232.60	591,825.81	34	141,667.41	8	704,862.55	38	0.00	1,853,658.00	1,148,795.45
OTHER FINANCING SOURCES (USES)										
TOTAL OTHER FINANCING SOURCES (USES)	0.00	0.00		0.00		0.00		0.00	0.00	0.00
NET CHANGE IN FUND BALANCE	-125,232.60	-437,991.67		-141,667.41		-529,817.13		0.00	-865,387.00	-335,569.87



FUND DEPT 1080-057 : GENERAL CORPORATE - DEPUTY SHERIFF MERIT COMM

6/12/2023 10:05:15 AM

PERIOD ENDING 5/31/2023

	ACTUAL LAST YEAR			ACTUAL THIS YEAR				ENCUMBRANCE	BUDGET	UNENCUMBERED BALANCE
	CURRENT MONTH	YEAR TO DATE	%	CURRENT MONTH	%	YEAR TO DATE	%			
REVENUES										
TOTAL REVENUES	0.00	0.00	0	0.00	0	0.00	0	0.00	0.00	0.00
EXPENDITURES										
5001 SALARIES AND WAGES	135.00	225.00	24	0.00	0	0.00	0	0.00	950.00	950.00
5010 COMMODITIES	0.00	0.00	0	0.00	0	0.00	0	0.00	300.00	300.00
5020 SERVICES	6,978.43	12,986.85	73	7,468.35	29	16,395.46	63	0.00	25,910.00	9,514.54
TOTAL EXPENDITURES	7,113.43	13,211.85	69	7,468.35	27	16,395.46	60	0.00	27,160.00	10,764.54
NET CHANGE IN FUND BALANCE	-7,113.43	-13,211.85		-7,468.35		-16,395.46		0.00	-27,160.00	-10,764.54



FUND DEPT 1080-059 : GENERAL CORPORATE - FACILITIES PLANNING

6/12/2023 10:05:15 AM

PERIOD ENDING 5/31/2023

	ACTUAL LAST YEAR			ACTUAL THIS YEAR				ENCUMBRANCE	BUDGET	UNENCUMBERED BALANCE
	CURRENT MONTH	YEAR TO DATE	%	CURRENT MONTH	%	YEAR TO DATE	%			
EXPENDITURES										
TOTAL EXPENDITURES	0.00	0.00	0	0.00	0	0.00	0	0.00	0.00	0.00
NET CHANGE IN FUND BALANCE	0.00	0.00		0.00		0.00		0.00	0.00	0.00



FUND DEPT 1080-071 : GENERAL CORPORATE - PUBLIC PROP (PHYS, PLNT, FAC)

6/12/2023 10:05:15 AM

PERIOD ENDING 5/31/2023

	ACTUAL LAST YEAR			ACTUAL THIS YEAR				ENCUMBRANCE	BUDGET	UNENCUMBERED BALANCE
	CURRENT MONTH	YEAR TO DATE	%	CURRENT MONTH	%	YEAR TO DATE	%			
REVENUES										
4007 CHARGES FOR SERVICES	0.00	7,747.43	13	0.00	0	814.07	1	0.00	59,000.00	58,185.93
4009 MISCELLANEOUS REVENUES	743.75	10,208.05	30	50.00	0	2,014.75	0	0.00	0.00	-2,014.75
4010 RENTS AND ROYALTIES	18,180.68	525,218.35	59	21,977.44	3	350,311.36	43	0.00	824,084.00	473,772.64
TOTAL REVENUES	18,924.43	543,173.83	55	22,027.44	2	353,140.18	40	0.00	883,084.00	529,943.82
EXPENDITURES										
5001 SALARIES AND WAGES	76,714.86	368,511.24	36	80,631.74	7	388,380.02	35	0.00	1,114,032.00	725,651.98
5010 COMMODITIES	9,662.68	63,270.45	53	22,503.74	17	62,222.68	48	0.00	128,919.00	66,696.32
5020 SERVICES	71,493.55	290,102.94	17	116,151.51	11	397,761.26	37	0.00	1,063,541.00	665,779.74
5050 INTEREST AND FISCAL CHARGES	0.00	0.00	0	0.00	0	0.00	0	0.00	181,263.00	181,263.00
TOTAL EXPENDITURES	157,871.09	721,884.63	24	219,286.99	9	848,363.96	34	0.00	2,487,755.00	1,639,391.04
OTHER FINANCING SOURCES (USES)										
7001 OTHER FINANCING USES	0.00	0.00	0	0.00	0	0.00	0	0.00	-2,010,000.00	-2,010,000.00
TOTAL OTHER FINANCING SOURCES (USES)	0.00	0.00		0.00		0.00		0.00	-2,010,000.00	-2,010,000.00
NET CHANGE IN FUND BALANCE	-138,946.66	-178,710.80		-197,259.55		-495,223.78		0.00	-3,614,671.00	-3,119,447.22



FUND DEPT 1080-072 : GENERAL CORPORATE - ADA COMPLIANCE

6/12/2023 10:05:15 AM

PERIOD ENDING 5/31/2023

	ACTUAL LAST YEAR			ACTUAL THIS YEAR				ENCUMBRANCE	BUDGET	UNENCUMBERED BALANCE
	CURRENT MONTH	YEAR TO DATE	%	CURRENT MONTH	%	YEAR TO DATE	%			
EXPENDITURES										
TOTAL EXPENDITURES	0.00	0.00	0	0.00	0	0.00	0	0.00	0.00	0.00
NET CHANGE IN FUND BALANCE	0.00	0.00		0.00		0.00		0.00	0.00	0.00



FUND DEPT 1080-075 : GENERAL CORPORATE - GENERAL COUNTY

6/12/2023 10:05:15 AM

PERIOD ENDING 5/31/2023

	ACTUAL LAST YEAR			ACTUAL THIS YEAR				ENCUMBRANCE	BUDGET	UNENCUMBERED BALANCE
	CURRENT MONTH	YEAR TO DATE	%	CURRENT MONTH	%	YEAR TO DATE	%			
REVENUES										
4001 PROPERTY TAX	0.00	0.00	0	0.00	0	0.00	0	0.00	16,618,524.00	16,618,524.00
4002 LOCAL SALES TAX	0.00	3,296.72	6	0.00	0	4,229.68	12	0.00	34,000.00	29,770.32
4003 OTHER TAXES	1,634.77	4,056.86	41	3,922.90	11	12,228.91	35	0.00	35,000.00	22,771.09
4004 INTERGOVERNMENTAL REVENUE	8,675.70	3,826,248.61	25	12,060.03	0	3,637,599.36	21	0.00	17,352,201.00	13,714,601.64
4007 CHARGES FOR SERVICES	0.00	0.00	0	420.00	1	2,880.00	10	0.00	30,000.00	27,120.00
4008 INVESTMENT EARNINGS	6,881.16	13,568.49	136	81.85	0	7,411.03	19	0.00	40,000.00	32,588.97
4009 MISCELLANEOUS REVENUES	0.00	800.00	0	0.00	0	0.00	0	0.00	0.00	0.00
TOTAL REVENUES	17,191.63	3,847,970.68	13	16,484.78	0	3,664,348.98	11	0.00	34,109,725.00	30,445,376.02
EXPENDITURES										
5003 FRINGE BENEFITS	500,789.11	1,261,955.45	38	247,434.10	7	1,231,371.50	33	0.00	3,702,654.00	2,471,282.50
5009 GEN GOV - FINANCIAL ADMIN	0.00	0.00	0	0.00	0	0.00	0	0.00	-487,000.00	-487,000.00
5020 SERVICES	41,603.12	157,223.12	25	8,710.00	1	117,184.19	13	0.00	876,431.00	759,246.81
5050 INTEREST AND FISCAL CHARGES	0.00	0.00	0	0.00	0	0.00	0	0.00	2,000.00	2,000.00
TOTAL EXPENDITURES	542,392.23	1,419,178.57	36	256,144.10	6	1,348,555.69	33	0.00	4,094,085.00	2,745,529.31
OTHER FINANCING SOURCES (USES)										
6001 OTHER FINANCING SOURCES	0.00	0.00	0	0.00	0	0.00	0	0.00	109,702.00	109,702.00
7001 OTHER FINANCING USES	0.00	0.00	0	0.00	0	0.00	0	0.00	-2,091,363.00	-2,091,363.00
TOTAL OTHER FINANCING SOURCES (USES)	0.00	0.00		0.00		0.00		0.00	-1,981,661.00	-1,981,661.00
NET CHANGE IN FUND BALANCE	-525,200.60	2,428,792.11		-239,659.32		2,315,793.29		0.00	28,033,979.00	25,718,185.71



FUND DEPT 1080-077 : GENERAL CORPORATE - ZONING AND ENFORCE (P&Z)

6/12/2023 10:05:15 AM

PERIOD ENDING 5/31/2023

	ACTUAL LAST YEAR			ACTUAL THIS YEAR				ENCUMBRANCE	BUDGET	UNENCUMBERED BALANCE
	CURRENT MONTH	YEAR TO DATE	%	CURRENT MONTH	%	YEAR TO DATE	%			
REVENUES										
4006 LICENSES AND PERMITS	0.00	8,275.00	4	4,938.00	2	23,786.00	11	0.00	217,006.00	193,220.00
4007 CHARGES FOR SERVICES	0.00	2,520.00	20	13,600.00	161	22,485.00	266	0.00	8,461.00	-14,024.00
TOTAL REVENUES	0.00	10,795.00	5	18,538.00	8	46,271.00	21	0.00	225,467.00	179,196.00
EXPENDITURES										
5001 SALARIES AND WAGES	31,826.01	153,700.78	30	29,167.62	6	137,546.34	27	0.00	505,745.00	368,198.66
5010 COMMODITIES	227.70	2,477.42	51	218.62	4	2,715.33	53	0.00	5,125.00	2,409.67
5020 SERVICES	701.73	3,180.24	15	126.13	1	3,910.65	19	0.00	20,727.00	16,816.35
TOTAL EXPENDITURES	32,755.44	159,358.44	30	29,512.37	6	144,172.32	27	0.00	531,597.00	387,424.68
NET CHANGE IN FUND BALANCE	-32,755.44	-148,563.44		-10,974.37		-97,901.32		0.00	-306,130.00	-208,228.68



FUND DEPT 1080-124 : GENERAL CORPORATE - REGIONAL OFFICE EDUCATION

6/12/2023 10:05:15 AM

PERIOD ENDING 5/31/2023

	ACTUAL LAST YEAR			ACTUAL THIS YEAR				ENCUMBRANCE	BUDGET	UNENCUMBERED BALANCE
	CURRENT MONTH	YEAR TO DATE	%	CURRENT MONTH	%	YEAR TO DATE	%			
EXPENDITURES										
5020 SERVICES	39,036.98	117,111.02	50	40,136.72	17	120,410.16	50	0.00	240,821.00	120,410.84
TOTAL EXPENDITURES	39,036.98	117,111.02	50	40,136.72	17	120,410.16	50	0.00	240,821.00	120,410.84
NET CHANGE IN FUND BALANCE	-39,036.98	-117,111.02		-40,136.72		-120,410.16		0.00	-240,821.00	-120,410.84



FUND DEPT 1080-127 : GENERAL CORPORATE - VETERANS ASSISTNC COMMISSN

6/12/2023 10:05:15 AM

PERIOD ENDING 5/31/2023

	ACTUAL LAST YEAR			ACTUAL THIS YEAR				ENCUMBRANCE	BUDGET	UNENCUMBERED BALANCE
	CURRENT MONTH	YEAR TO DATE	%	CURRENT MONTH	%	YEAR TO DATE	%			
REVENUES										
4009 MISCELLANEOUS REVENUES	0.00	0.00	0	500.00	0	500.00	0	0.00	0.00	-500.00
TOTAL REVENUES	0.00	0.00	0	500.00	0	500.00	0	0.00	0.00	-500.00
EXPENDITURES										
5001 SALARIES AND WAGES	3,680.64	17,253.00	36	3,864.96	10	18,358.56	48	0.00	38,156.00	19,797.44
5020 SERVICES	7,800.00	37,634.00	42	12,479.00	15	40,268.00	49	0.00	81,699.00	41,431.00
TOTAL EXPENDITURES	11,480.64	54,887.00	40	16,343.96	14	58,626.56	49	0.00	119,855.00	61,228.44
NET CHANGE IN FUND BALANCE	-11,480.64	-54,887.00		-15,843.96		-58,126.56		0.00	-119,855.00	-61,728.44



FUND DEPT 1080-130 : GENERAL CORPORATE - CIRC CLK SUPPORT ENFORCE

6/12/2023 10:05:15 AM

PERIOD ENDING 5/31/2023

	ACTUAL LAST YEAR			ACTUAL THIS YEAR				ENCUMBRANCE	BUDGET	UNENCUMBERED BALANCE
	CURRENT MONTH	YEAR TO DATE	%	CURRENT MONTH	%	YEAR TO DATE	%			
REVENUES										
4004 INTERGOVERNMENTAL REVENUE	0.00	0.00	0	0.00	0	4,767.00	40	0.00	12,000.00	7,233.00
TOTAL REVENUES	0.00	0.00	0	0.00	0	4,767.00	40	0.00	12,000.00	7,233.00
EXPENDITURES										
5001 SALARIES AND WAGES	0.00	0.00	0	0.00	0	0.00	0	0.00	12,000.00	12,000.00
TOTAL EXPENDITURES	0.00	0.00	0	0.00	0	0.00	0	0.00	12,000.00	12,000.00
OTHER FINANCING SOURCES (USES)										
TOTAL OTHER FINANCING SOURCES (USES)	0.00	0.00		0.00		0.00		0.00	0.00	0.00
NET CHANGE IN FUND BALANCE	0.00	0.00		0.00		4,767.00		0.00	0.00	-4,767.00



FUND DEPT 1080-140 : GENERAL CORPORATE - CORRECTIONAL CENTER

6/12/2023 10:05:15 AM

PERIOD ENDING 5/31/2023

	ACTUAL LAST YEAR			ACTUAL THIS YEAR				ENCUMBRANCE	BUDGET	UNENCUMBERED BALANCE
	CURRENT MONTH	YEAR TO DATE	%	CURRENT MONTH	%	YEAR TO DATE	%			
REVENUES										
4004 INTERGOVERNMENTAL REVENUE	6,814.22	206,949.22	66	1,268.05	1	29,440.05	31	0.00	96,340.00	66,899.95
4007 CHARGES FOR SERVICES	10,607.00	96,583.05	23	60,585.15	17	125,467.65	36	0.00	350,000.00	224,532.35
4009 MISCELLANEOUS REVENUES	9,329.64	11,729.64	52	6,696.12	13	13,974.88	26	0.00	53,000.00	39,025.12
TOTAL REVENUES	26,750.86	315,261.91	42	68,549.32	14	168,882.58	34	0.00	499,340.00	330,457.42
EXPENDITURES										
5001 SALARIES AND WAGES	250,280.45	1,163,557.50	36	231,797.68	6	1,178,562.90	32	0.00	3,679,833.00	2,501,270.10
5002 LAW ENFORCEMENT SALARIES	167,528.16	745,160.76	37	100,848.22	6	480,143.64	30	0.00	1,607,371.00	1,127,227.36
5003 FRINGE BENEFITS	116.00	388.00	98	0.00	0	0.00	0	0.00	0.00	0.00
5010 COMMODITIES	21,291.11	88,904.58	34	55,728.31	10	287,320.12	49	0.00	584,813.48	297,493.36
5020 SERVICES	244,861.95	1,078,510.02	27	291,860.95	7	1,757,739.91	40	0.00	4,399,904.52	2,642,164.61
TOTAL EXPENDITURES	684,077.67	3,076,520.86	32	680,235.16	7	3,703,766.57	36	0.00	10,271,922.00	6,568,155.43
OTHER FINANCING SOURCES (USES)										
6001 OTHER FINANCING SOURCES	0.00	0.00	0	0.00	0	0.00	0	0.00	1,419,251.00	1,419,251.00
TOTAL OTHER FINANCING SOURCES (USES)	0.00	0.00		0.00		0.00		0.00	1,419,251.00	1,419,251.00
NET CHANGE IN FUND BALANCE	-657,326.81	-2,761,258.95		-611,685.84		-3,534,883.99		0.00	-8,353,331.00	-4,818,447.01




FUND DEPT 1080-141 : GENERAL CORPORATE - STS ATTY SUPPORT ENFORCE

6/12/2023 10:05:15 AM

PERIOD ENDING 5/31/2023

	ACTUAL LAST YEAR			ACTUAL THIS YEAR				ENCUMBRANCE	BUDGET	UNENCUMBERED BALANCE
	CURRENT MONTH	YEAR TO DATE	%	CURRENT MONTH	%	YEAR TO DATE	%			
REVENUES										
4004 INTERGOVERNMENTAL REVENUE	50,049.53	75,485.82	23	51,516.62	16	70,879.57	21	0.00	331,315.00	260,435.43
TOTAL REVENUES	50,049.53	75,485.82	23	51,516.62	16	70,879.57	21	0.00	331,315.00	260,435.43
EXPENDITURES										
5001 SALARIES AND WAGES	15,187.97	84,179.13	37	15,603.38	6	80,376.77	30	0.00	265,812.00	185,435.23
5003 FRINGE BENEFITS	11,426.20	32,856.38	37	5,183.59	6	28,844.36	32	0.00	90,244.00	61,399.64
5010 COMMODITIES	570.57	1,135.14	13	6.69	0	455.34	4	0.00	10,500.00	10,044.66
5020 SERVICES	41.44	1,185.09	4	41.48	0	829.10	3	0.00	27,900.00	27,070.90
TOTAL EXPENDITURES	27,226.18	119,355.74	34	20,835.14	5	110,505.57	28	0.00	394,456.00	283,950.43
NET CHANGE IN FUND BALANCE	22,823.35	-43,869.92		30,681.48		-39,626.00		0.00	-63,141.00	-23,515.00



PERIOD ENDING 5/31/2023

	ACTUAL LAST YEAR			ACTUAL THIS YEAR				ENCUMBRANCE	BUDGET	UNENCUMBERED BALANCE
	CURRENT MONTH	YEAR TO DATE	%	CURRENT MONTH	%	YEAR TO DATE	%			
REVENUES										
4004 INTERGOVERNMENTAL REVENUE	2,295,983.58	7,483,911.70	26	1,463,486.11	5	8,952,604.44	29	0.00	30,698,020.00	21,745,415.56
4007 CHARGES FOR SERVICES	214,831.70	494,817.98	29	161,686.92	8	372,047.11	19	0.00	1,926,700.00	1,554,652.89
4008 INVESTMENT EARNINGS	1,414.90	3,205.25	64	-526.77	-10	14,799.81	290	0.00	5,100.00	-9,699.81
4009 MISCELLANEOUS REVENUES	0.00	0.00	0	0.00	0	19,371.79	22	0.00	86,500.00	67,128.21
TOTAL REVENUES	2,512,230.18	7,981,934.93	26	1,624,646.26	5	9,358,823.15	29	0.00	32,716,320.00	23,357,496.85
EXPENDITURES										
5001 SALARIES AND WAGES	519,143.81	2,121,879.26	28	445,202.35	6	2,237,720.68	28	0.00	7,973,484.00	5,735,763.32
5003 FRINGE BENEFITS	221,675.07	627,981.94	37	117,699.95	7	620,061.19	35	0.00	1,791,445.00	1,171,383.81
5010 COMMODITIES	38,746.15	78,440.49	23	30,089.55	6	96,110.33	20	0.00	483,487.00	387,376.67
5020 SERVICES	2,724,727.68	7,020,819.68	35	1,357,904.36	6	8,292,569.21	37	11,585.22	22,166,226.00	13,862,071.57
8000 CAPITAL OUTLAY	0.00	0.00	0	0.00	0	500.00	0	27,218.26	220,000.00	192,281.74
TOTAL EXPENDITURES	3,504,292.71	9,849,121.37	32	1,950,896.21	6	11,246,961.41	34	38,803.48	32,634,642.00	21,348,877.11
OTHER FINANCING SOURCES (USES)										
6001 OTHER FINANCING SOURCES	15,494.08	70,149.98	16	45,771.60	10	97,193.15	22	0.00	443,693.00	346,499.85
7001 OTHER FINANCING USES	-15,494.08	-68,968.12	22	-30,388.13	9	-81,809.68	26	0.00	-320,715.00	-238,905.32
TOTAL OTHER FINANCING SOURCES (USES)	0.00	1,181.86		15,383.47		15,383.47		0.00	122,978.00	107,594.53
NET CHANGE IN FUND BALANCE	-992,062.53	-1,866,004.58		-310,866.48		-1,872,754.79		-38,803.48	204,656.00	2,116,214.27



FUND DEPT 2076-011 : TORT IMMUNITY TAX FUND - SOLID WASTE MGMT

6/12/2023 10:05:15 AM

PERIOD ENDING 5/31/2023

	ACTUAL LAST YEAR			ACTUAL THIS YEAR				ENCUMBRANCE	BUDGET	UNENCUMBERED BALANCE
	CURRENT MONTH	YEAR TO DATE	%	CURRENT MONTH	%	YEAR TO DATE	%			
EXPENDITURES										
TOTAL EXPENDITURES	0.00	0.00	0	0.00	0	0.00	0	0.00	0.00	0.00
NET CHANGE IN FUND BALANCE	0.00	0.00		0.00		0.00		0.00	0.00	0.00



FUND DEPT 2076-075 : TORT IMMUNITY TAX FUND - GENERAL COUNTY

6/12/2023 10:05:15 AM

PERIOD ENDING 5/31/2023

	ACTUAL LAST YEAR			ACTUAL THIS YEAR				ENCUMBRANCE	BUDGET	UNENCUMBERED BALANCE
	CURRENT MONTH	YEAR TO DATE	%	CURRENT MONTH	%	YEAR TO DATE	%			
REVENUES										
4001 PROPERTY TAX	0.00	0.00	0	0.00	0	0.00	0	0.00	2,720,758.00	2,720,758.00
4008 INVESTMENT EARNINGS	0.00	0.00	0	6.88	0	8,493.96	0	0.00	0.00	-8,493.96
TOTAL REVENUES	0.00	0.00	0	6.88	0	8,493.96	0	0.00	2,720,758.00	2,712,264.04
EXPENDITURES										
5003 FRINGE BENEFITS	155,324.43	387,173.84	35	83,530.29	7	388,642.97	33	0.00	1,165,000.00	776,357.03
5020 SERVICES	0.00	0.00	0	0.00	0	0.00	0	0.00	1,433,376.00	1,433,376.00
TOTAL EXPENDITURES	155,324.43	387,173.84	17	83,530.29	3	388,642.97	15	0.00	2,598,376.00	2,209,733.03
OTHER FINANCING SOURCES (USES)										
TOTAL OTHER FINANCING SOURCES (USES)	0.00	0.00		0.00		0.00		0.00	0.00	0.00
NET CHANGE IN FUND BALANCE	-155,324.43	-387,173.84		-83,523.41		-380,149.01		0.00	122,382.00	502,531.01



FUND DEPT 2083-060 : COUNTY HIGHWAY - HIGHWAY

6/12/2023 10:05:15 AM

PERIOD ENDING 5/31/2023

	ACTUAL LAST YEAR			ACTUAL THIS YEAR				ENCUMBRANCE	BUDGET	UNENCUMBERED BALANCE
	CURRENT MONTH	YEAR TO DATE	%	CURRENT MONTH	%	YEAR TO DATE	%			
REVENUES										
4001 PROPERTY TAX	0.00	0.00	0	0.00	0	0.00	0	0.00	3,169,214.00	3,169,214.00
4004 INTERGOVERNMENTAL REVENUE	0.00	-5,412.19	-2	0.00	0	0.00	0	0.00	250,000.00	250,000.00
4007 CHARGES FOR SERVICES	125,835.83	144,728.19	26	6,265.94	1	23,777.25	4	0.00	555,000.00	531,222.75
4008 INVESTMENT EARNINGS	806.30	2,295.16	77	20.65	1	30,610.14	765	0.00	4,000.00	-26,610.14
4009 MISCELLANEOUS REVENUES	300.00	800.40	0	323.01	0	1,410.16	0	0.00	0.00	-1,410.16
TOTAL REVENUES	126,942.13	142,411.56	4	6,609.60	0	55,797.55	1	0.00	3,978,214.00	3,922,416.45
EXPENDITURES										
5001 SALARIES AND WAGES	112,884.01	537,976.97	35	113,663.98	7	571,010.36	34	0.00	1,660,925.00	1,089,914.64
5003 FRINGE BENEFITS	58,982.93	180,495.02	32	36,151.03	7	182,485.63	33	0.00	546,447.00	363,961.37
5010 COMMODITIES	17,481.72	88,394.69	38	25,502.70	8	80,999.03	26	0.00	307,300.00	226,300.97
5020 SERVICES	63,634.40	238,555.33	38	56,739.18	8	214,685.69	31	0.00	682,072.00	467,386.31
8000 CAPITAL OUTLAY	0.00	15,888.43	2	0.00	0	572,336.50	59	31,526.48	976,941.00	373,078.02
TOTAL EXPENDITURES	252,983.06	1,061,310.44	29	232,056.89	6	1,621,517.21	39	31,526.48	4,173,685.00	2,520,641.31
OTHER FINANCING SOURCES (USES)										
6001 OTHER FINANCING SOURCES	0.00	0.00	0	0.00	0	0.00	0	0.00	48,000.00	48,000.00
7001 OTHER FINANCING USES	0.00	0.00	0	0.00	0	-120,000.00	100	0.00	-120,000.00	0.00
TOTAL OTHER FINANCING SOURCES (USES)	0.00	0.00		0.00		-120,000.00		0.00	-72,000.00	48,000.00
NET CHANGE IN FUND BALANCE	-126,040.93	-918,898.88		-225,447.29		-1,685,719.66		-31,526.48	-267,471.00	1,449,775.14



FUND DEPT 2083-062 : COUNTY HIGHWAY - HIGHWAY BUILDING CAPITAL

6/12/2023 10:05:15 AM

PERIOD ENDING 5/31/2023

	ACTUAL LAST YEAR			ACTUAL THIS YEAR				ENCUMBRANCE	BUDGET	UNENCUMBERED BALANCE
	CURRENT MONTH	YEAR TO DATE	%	CURRENT MONTH	%	YEAR TO DATE	%			
REVENUES										
TOTAL REVENUES	0.00	0.00	0	0.00	0	0.00	0	0.00	0.00	0.00
EXPENDITURES										
5020 SERVICES	0.00	0.00	0	0.00	0	0.00	0	0.00	100,000.00	100,000.00
8000 CAPITAL OUTLAY	63,000.00	63,000.00	23	0.00	0	0.00	0	0.00	0.00	0.00
TOTAL EXPENDITURES	63,000.00	63,000.00	17	0.00	0	0.00	0	0.00	100,000.00	100,000.00
OTHER FINANCING SOURCES (USES)										
6001 OTHER FINANCING SOURCES	0.00	0.00	0	0.00	0	120,000.00	100	0.00	120,000.00	0.00
TOTAL OTHER FINANCING SOURCES (USES)	0.00	0.00		0.00		120,000.00		0.00	120,000.00	0.00
NET CHANGE IN FUND BALANCE	-63,000.00	-63,000.00		0.00		120,000.00		0.00	20,000.00	-100,000.00



FUND DEPT 2084-060 : COUNTY BRIDGE - HIGHWAY

6/12/2023 10:05:15 AM

PERIOD ENDING 5/31/2023

	ACTUAL LAST YEAR			ACTUAL THIS YEAR				ENCUMBRANCE	BUDGET	UNENCUMBERED BALANCE
	CURRENT MONTH	YEAR TO DATE	%	CURRENT MONTH	%	YEAR TO DATE	%			
REVENUES										
4001 PROPERTY TAX	0.00	0.00	0	0.00	0	0.00	0	0.00	1,589,543.00	1,589,543.00
4004 INTERGOVERNMENTAL REVENUE	750.00	91,117.43	182	0.00	0	0.00	0	0.00	5,000.00	5,000.00
4008 INVESTMENT EARNINGS	655.94	1,676.72	84	17.27	2	19,055.90	1906	0.00	1,000.00	-18,055.90
TOTAL REVENUES	1,405.94	92,794.15	6	17.27	0	19,055.90	1	0.00	1,595,543.00	1,576,487.10
EXPENDITURES										
5020 SERVICES	23,756.04	64,196.26	24	47,535.14	24	95,646.09	48	0.00	200,000.00	104,353.91
8000 CAPITAL OUTLAY	149,135.40	271,704.20	22	397,344.00	28	546,311.67	39	0.00	1,395,543.00	849,231.33
TOTAL EXPENDITURES	172,891.44	335,900.46	22	444,879.14	28	641,957.76	40	0.00	1,595,543.00	953,585.24
OTHER FINANCING SOURCES (USES)										
TOTAL OTHER FINANCING SOURCES (USES)	0.00	0.00		0.00		0.00		0.00	0.00	0.00
NET CHANGE IN FUND BALANCE	-171,485.50	-243,106.31		-444,861.87		-622,901.86		0.00	0.00	622,901.86



FUND DEPT 2085-060 : COUNTY MOTOR FUEL TAX - HIGHWAY

6/12/2023 10:05:15 AM

PERIOD ENDING 5/31/2023

	ACTUAL LAST YEAR			ACTUAL THIS YEAR				ENCUMBRANCE	BUDGET	UNENCUMBERED BALANCE
	CURRENT MONTH	YEAR TO DATE	%	CURRENT MONTH	%	YEAR TO DATE	%			
REVENUES										
4004 INTERGOVERNMENTAL REVENUE	305,581.92	2,067,286.39	54	323,384.92	9	1,182,918.14	33	0.00	3,630,000.00	2,447,081.86
4007 CHARGES FOR SERVICES	0.00	1,093.21	0	0.00	0	0.00	0	0.00	2,000.00	2,000.00
4008 INVESTMENT EARNINGS	3,135.61	7,438.61	149	140.92	1	125,844.35	125 8	0.00	10,000.00	-115,844.35
TOTAL REVENUES	308,717.53	2,075,818.21	54	323,525.84	9	1,308,762.49	36	0.00	3,642,000.00	2,333,237.51
EXPENDITURES										
5001 SALARIES AND WAGES	13,549.08	67,745.50	39	13,928.08	8	69,640.40	39	0.00	180,154.00	110,513.60
5020 SERVICES	132,557.69	418,996.68	27	81,374.88	5	196,066.61	13	0.00	1,529,000.00	1,332,933.39
8000 CAPITAL OUTLAY	0.00	0.00	0	0.00	0	0.00	0	0.00	6,100,000.00	6,100,000.00
TOTAL EXPENDITURES	146,106.77	486,742.18	23	95,302.96	1	265,707.01	3	0.00	7,809,154.00	7,543,446.99
NET CHANGE IN FUND BALANCE	162,610.76	1,589,076.03		228,222.88		1,043,055.48		0.00	-4,167,154.00	-5,210,209.48



FUND DEPT 2088-044 : ILL.MUNICIPAL RETIREMENT - NURSING HOME

6/12/2023 10:05:15 AM

PERIOD ENDING 5/31/2023

	ACTUAL LAST YEAR			ACTUAL THIS YEAR				ENCUMBRANCE	BUDGET	UNENCUMBERED BALANCE
	CURRENT MONTH	YEAR TO DATE	%	CURRENT MONTH	%	YEAR TO DATE	%			
EXPENDITURES										
TOTAL EXPENDITURES	0.00	0.00	0	0.00	0	0.00	0	0.00	0.00	0.00
OTHER FINANCING SOURCES (USES)										
TOTAL OTHER FINANCING SOURCES (USES)	0.00	0.00		0.00		0.00		0.00	0.00	0.00
NET CHANGE IN FUND BALANCE	0.00	0.00		0.00		0.00		0.00	0.00	0.00



FUND DEPT 2088-073 : ILL.MUNICIPAL RETIREMENT - ILL.MUNICIPAL RETIREMENT

6/12/2023 10:05:15 AM

PERIOD ENDING 5/31/2023

	ACTUAL LAST YEAR			ACTUAL THIS YEAR				ENCUMBRANCE	BUDGET	UNENCUMBERED BALANCE
	CURRENT MONTH	YEAR TO DATE	%	CURRENT MONTH	%	YEAR TO DATE	%			
REVENUES										
4001 PROPERTY TAX	0.00	0.00	0	0.00	0	0.00	0	0.00	2,039,845.00	2,039,845.00
4004 INTERGOVERNMENTAL REVENUE	0.00	0.00	0	0.00	0	124,000.00	100	0.00	124,000.00	0.00
4008 INVESTMENT EARNINGS	0.00	203.01	24	26.66	5	13,940.92	278 8	0.00	500.00	-13,440.92
TOTAL REVENUES	0.00	203.01	0	26.66	0	137,940.92	6	0.00	2,164,345.00	2,026,404.08
EXPENDITURES										
5003 FRINGE BENEFITS	183,490.90	908,090.47	23	127,369.32	6	583,163.88	27	0.00	2,163,845.00	1,580,681.12
TOTAL EXPENDITURES	183,490.90	908,090.47	23	127,369.32	6	583,163.88	27	0.00	2,163,845.00	1,580,681.12
OTHER FINANCING SOURCES (USES)										
6001 OTHER FINANCING SOURCES	0.00	6,302.44	1	0.00	0	-0.02	0	0.00	0.00	0.02
TOTAL OTHER FINANCING SOURCES (USES)	0.00	6,302.44		0.00		-0.02		0.00	0.00	0.02
NET CHANGE IN FUND BALANCE	-183,490.90	-901,585.02		-127,342.66		-445,222.98		0.00	500.00	445,722.98



FUND DEPT 2089-018 : COUNTY PUBLIC HEALTH FUND - C-U PUBLIC HEALTH DISTRICT

6/12/2023 10:05:15 AM

PERIOD ENDING 5/31/2023

	ACTUAL LAST YEAR			ACTUAL THIS YEAR				ENCUMBRANCE	BUDGET	UNENCUMBERED BALANCE
	CURRENT MONTH	YEAR TO DATE	%	CURRENT MONTH	%	YEAR TO DATE	%			
REVENUES										
4001 PROPERTY TAX	0.00	2,343.80	0	0.00	0	0.00	0	0.00	831,305.00	831,305.00
TOTAL REVENUES	0.00	2,343.80	0	0.00	0	0.00	0	0.00	831,305.00	831,305.00
EXPENDITURES										
5020 SERVICES	0.00	0.00	0	0.00	0	1,239.58	0	0.00	832,545.00	831,305.42
TOTAL EXPENDITURES	0.00	0.00	0	0.00	0	1,239.58	0	0.00	832,545.00	831,305.42
NET CHANGE IN FUND BALANCE	0.00	2,343.80		0.00		-1,239.58		0.00	-1,240.00	-0.42



FUND DEPT 2089-049 : COUNTY PUBLIC HEALTH FUND - BOARD OF HEALTH

6/12/2023 10:05:15 AM

PERIOD ENDING 5/31/2023

	ACTUAL LAST YEAR			ACTUAL THIS YEAR				ENCUMBRANCE	BUDGET	UNENCUMBERED BALANCE
	CURRENT MONTH	YEAR TO DATE	%	CURRENT MONTH	%	YEAR TO DATE	%			
REVENUES										
4001 PROPERTY TAX	0.00	0.00	0	0.00	0	0.00	0	0.00	670,307.00	670,307.00
4004 INTERGOVERNMENTAL REVENUE	7,350.31	560,446.35	34	54,167.67	12	118,981.99	26	0.00	459,146.00	340,164.01
4006 LICENSES AND PERMITS	0.00	29,539.00	21	6,600.00	5	31,607.50	24	0.00	134,128.00	102,520.50
4008 INVESTMENT EARNINGS	184.82	656.79	307	5.48	0	5,320.44	304	0.00	1,750.00	-3,570.44
4009 MISCELLANEOUS REVENUES	0.00	1,131.27	44	0.00	0	814.00	133	0.00	614.00	-200.00
TOTAL REVENUES	7,535.13	591,773.41	25	60,773.15	5	156,723.93	12	0.00	1,265,945.00	1,109,221.07
EXPENDITURES										
520 SERVICES	520,429.51	691,190.37	26	231,515.76	17	401,853.75	30	0.00	1,337,945.00	936,091.25
TOTAL EXPENDITURES	520,429.51	691,190.37	26	231,515.76	17	401,853.75	30	0.00	1,337,945.00	936,091.25
OTHER FINANCING SOURCES (USES)										
TOTAL OTHER FINANCING SOURCES (USES)	0.00	0.00		0.00		0.00		0.00	0.00	0.00
NET CHANGE IN FUND BALANCE	-512,894.38	-99,416.96		-170,742.61		-245,129.82		0.00	-72,000.00	173,129.82



FUND DEPT 2090-053 : MENTAL HEALTH - MENTAL HEALTH BOARD

6/12/2023 10:05:15 AM

PERIOD ENDING 5/31/2023

	ACTUAL LAST YEAR			ACTUAL THIS YEAR				ENCUMBRANCE	BUDGET	UNENCUMBERED BALANCE
	CURRENT MONTH	YEAR TO DATE	%	CURRENT MONTH	%	YEAR TO DATE	%			
REVENUES										
4001 PROPERTY TAX	0.00	0.00	0	0.00	0	0.00	0	0.00	5,916,892.00	5,916,892.00
4004 INTERGOVERNMENTAL REVENUE	0.00	98,856.00	25	33,926.00	8	169,630.00	42	0.00	407,118.00	237,488.00
4008 INVESTMENT EARNINGS	820.09	2,350.23	118	28.25	1	22,612.45	754	0.00	3,000.00	-19,612.45
4009 MISCELLANEOUS REVENUES	0.00	38,771.00	81	0.00	0	10,306.00	25	0.00	42,000.00	31,694.00
TOTAL REVENUES	820.09	139,977.23	2	33,954.25	1	202,548.45	3	0.00	6,369,010.00	6,166,461.55
EXPENDITURES										
5001 SALARIES AND WAGES	34,425.80	165,515.35	37	36,554.18	8	173,637.50	36	0.00	480,310.00	306,672.50
5003 FRINGE BENEFITS	14,631.10	44,326.51	34	8,405.40	7	42,759.83	34	0.00	126,371.00	83,611.17
5010 COMMODITIES	6,860.84	7,671.68	52	1,479.16	9	3,615.26	22	0.00	16,135.00	12,519.74
5020 SERVICES	901,076.50	2,708,812.27	47	397,863.67	7	2,188,866.59	38	0.00	5,729,194.00	3,540,327.41
TOTAL EXPENDITURES	956,994.24	2,926,325.81	46	444,302.41	7	2,408,879.18	38	0.00	6,352,010.00	3,943,130.82
OTHER FINANCING SOURCES (USES)										
6001 OTHER FINANCING SOURCES	0.00	32,952.00	0	0.00	0	0.00	0	0.00	0.00	0.00
7001 OTHER FINANCING USES	0.00	0.00	0	0.00	0	0.00	0	0.00	-17,000.00	-17,000.00
TOTAL OTHER FINANCING SOURCES (USES)	0.00	32,952.00		0.00		0.00		0.00	-17,000.00	-17,000.00
NET CHANGE IN FUND BALANCE	-956,174.15	-2,753,396.58		-410,348.16		-2,206,330.73		0.00	0.00	2,206,330.73



FUND DEPT 2091-047 : ANIMAL CONTROL - ANIMAL CONTROL ADMIN

6/12/2023 10:05:15 AM

PERIOD ENDING 5/31/2023

	ACTUAL LAST YEAR			ACTUAL THIS YEAR				ENCUMBRANCE	BUDGET	UNENCUMBERED BALANCE
	CURRENT MONTH	YEAR TO DATE	%	CURRENT MONTH	%	YEAR TO DATE	%			
REVENUES										
4006 LICENSES AND PERMITS	38,352.00	124,008.00	36	18,414.00	5	81,787.00	24	0.00	335,000.00	253,213.00
4008 INVESTMENT EARNINGS	144.11	394.77	39	7.80	1	4,165.87	417	0.00	1,000.00	-3,165.87
4009 MISCELLANEOUS REVENUES	0.00	142.00	0	0.00	0	0.00	0	0.00	0.00	0.00
TOTAL REVENUES	38,496.11	124,544.77	37	18,421.80	5	85,952.87	26	0.00	336,000.00	250,047.13
EXPENDITURES										
5001 SALARIES AND WAGES	12,203.20	50,899.20	30	12,792.06	8	66,207.82	39	0.00	167,930.50	101,722.68
5003 FRINGE BENEFITS	4,590.89	15,111.28	22	3,548.41	5	14,251.04	21	0.00	67,019.00	52,767.96
5010 COMMODITIES	1,112.96	5,247.52	43	399.80	3	6,964.58	45	0.00	15,554.40	8,589.82
5020 SERVICES	1,825.34	24,366.04	37	3,009.73	6	14,176.02	27	0.00	52,370.60	38,194.58
TOTAL EXPENDITURES	19,732.39	95,624.04	28	19,750.00	7	101,599.46	34	0.00	302,874.50	201,275.04
OTHER FINANCING SOURCES (USES)										
TOTAL OTHER FINANCING SOURCES (USES)	0.00	0.00		0.00		0.00		0.00	0.00	0.00
NET CHANGE IN FUND BALANCE	18,763.72	28,920.73		-1,328.20		-15,646.59		0.00	33,125.50	48,772.09



FUND DEPT 2091-247 : ANIMAL CONTROL - ANIMAL WARDEN SERVICES

6/12/2023 10:05:15 AM

PERIOD ENDING 5/31/2023

	ACTUAL LAST YEAR			ACTUAL THIS YEAR				ENCUMBRANCE	BUDGET	UNENCUMBERED BALANCE
	CURRENT MONTH	YEAR TO DATE	%	CURRENT MONTH	%	YEAR TO DATE	%			
REVENUES										
4004 INTERGOVERNMENTAL REVENUE	117.33	38,085.85	19	27,807.16	15	97,608.95	52	0.00	188,288.00	90,679.05
4005 FINES AND FORFEITURES	3,025.00	7,730.00	77	875.00	8	4,050.00	37	0.00	11,000.00	6,950.00
TOTAL REVENUES	3,142.33	45,815.85	22	28,682.16	14	101,658.95	51	0.00	199,288.00	97,629.05
EXPENDITURES										
5001 SALARIES AND WAGES	8,656.45	44,347.49	34	4,535.75	3	24,253.54	17	0.00	141,431.00	117,177.46
5003 FRINGE BENEFITS	4,049.89	14,986.67	25	559.74	1	3,352.53	6	0.00	60,643.00	57,290.47
5010 COMMODITIES	1,260.95	8,231.88	18	810.81	3	7,841.09	30	0.00	26,300.00	18,458.91
5020 SERVICES	1,718.11	1,806.65	13	556.27	3	3,122.46	17	0.00	18,700.00	15,577.54
8000 CAPITAL OUTLAY	0.00	51,107.00	100	0.00	0	0.00	0	0.00	10,000.00	10,000.00
TOTAL EXPENDITURES	15,685.40	120,479.69	40	6,462.57	3	38,569.62	15	0.00	257,074.00	218,504.38
NET CHANGE IN FUND BALANCE	-12,543.07	-74,663.84		22,219.59		63,089.33		0.00	-57,786.00	-120,875.33



FUND DEPT 2091-248 : ANIMAL CONTROL - ANIMAL IMPOUND SERVICES

6/12/2023 10:05:15 AM

PERIOD ENDING 5/31/2023

	ACTUAL LAST YEAR			ACTUAL THIS YEAR				ENCUMBRANCE	BUDGET	UNENCUMBERED BALANCE
	CURRENT MONTH	YEAR TO DATE	%	CURRENT MONTH	%	YEAR TO DATE	%			
REVENUES										
4004 INTERGOVERNMENTAL REVENUE	77.17	41,922.53	25	7,321.70	3	36,608.50	15	0.00	242,289.00	205,680.50
4005 FINES AND FORFEITURES	1,858.00	29,197.39	65	945.00	6	10,371.00	69	0.00	15,000.00	4,629.00
4009 MISCELLANEOUS REVENUES	0.00	0.00	0	19.74	0	19.74	0	0.00	0.00	-19.74
TOTAL REVENUES	1,935.17	71,119.92	34	8,286.44	3	46,999.24	18	0.00	257,289.00	210,289.76
EXPENDITURES										
5001 SALARIES AND WAGES	8,781.16	48,203.84	34	10,128.58	6	56,725.04	36	0.00	156,477.50	99,752.46
5003 FRINGE BENEFITS	4,137.16	13,800.23	22	2,349.51	5	12,290.67	24	0.00	52,194.00	39,903.33
5010 COMMODITIES	3,564.24	10,679.09	34	1,960.42	6	8,594.80	28	0.00	30,770.00	22,175.20
5020 SERVICES	0.00	670.00	4	298.72	5	5,302.06	87	0.00	6,100.00	797.94
TOTAL EXPENDITURES	16,482.56	73,353.16	29	14,737.23	6	82,912.57	34	0.00	245,541.50	162,628.93
NET CHANGE IN FUND BALANCE	-14,547.39	-2,233.24		-6,450.79		-35,913.33		0.00	11,747.50	47,660.83



FUND DEPT 2092-074 : LAW LIBRARY - LAW LIBRARY

6/12/2023 10:05:15 AM

PERIOD ENDING 5/31/2023

	ACTUAL LAST YEAR			ACTUAL THIS YEAR				ENCUMBRANCE	BUDGET	UNENCUMBERED BALANCE
	CURRENT MONTH	YEAR TO DATE	%	CURRENT MONTH	%	YEAR TO DATE	%			
REVENUES										
4007 CHARGES FOR SERVICES	0.00	25,087.75	31	7,590.50	11	29,210.25	42	0.00	70,000.00	40,789.75
4008 INVESTMENT EARNINGS	51.48	131.61	132	2.20	2	1,205.51	120 6	0.00	100.00	-1,105.51
4009 MISCELLANEOUS REVENUES	0.00	715.00	0	0.00	0	0.00	0	0.00	0.00	0.00
TOTAL REVENUES	51.48	25,934.36	32	7,592.70	11	30,415.76	43	0.00	70,100.00	39,684.24
EXPENDITURES										
5010 COMMODITIES	2,887.01	16,694.76	42	1,844.09	8	9,908.37	40	0.00	24,495.00	14,586.63
5020 SERVICES	523.03	7,589.10	18	804.95	2	8,736.34	23	0.00	38,340.00	29,603.66
TOTAL EXPENDITURES	3,410.04	24,283.86	30	2,649.04	4	18,644.71	30	0.00	62,835.00	44,190.29
OTHER FINANCING SOURCES (USES)										
TOTAL OTHER FINANCING SOURCES (USES)	0.00	0.00		0.00		0.00		0.00	0.00	0.00
NET CHANGE IN FUND BALANCE	-3,358.56	1,650.50		4,943.66		11,771.05		0.00	7,265.00	-4,506.05



FUND DEPT 2093-031 : FORECLOSURE MEDIATION FND - CIRCUIT COURT

6/12/2023 10:05:15 AM

PERIOD ENDING 5/31/2023

	ACTUAL LAST YEAR			ACTUAL THIS YEAR				ENCUMBRANCE	BUDGET	UNENCUMBERED BALANCE
	CURRENT MONTH	YEAR TO DATE	%	CURRENT MONTH	%	YEAR TO DATE	%			
REVENUES										
4007 CHARGES FOR SERVICES	0.00	150.00	1	0.00	0	150.00	2	0.00	10,000.00	9,850.00
4008 INVESTMENT EARNINGS	8.47	22.48	22	0.19	0	101.27	253	0.00	40.00	-61.27
TOTAL REVENUES	8.47	172.48	1	0.19	0	251.27	3	0.00	10,040.00	9,788.73
EXPENDITURES										
5001 SALARIES AND WAGES	690.69	3,766.62	27	0.00	0	0.00	0	0.00	0.00	0.00
5003 FRINGE BENEFITS	108.71	357.29	26	0.00	0	0.00	0	0.00	0.00	0.00
5010 COMMODITIES	0.00	0.00	0	0.00	0	0.00	0	0.00	100.00	100.00
5020 SERVICES	0.00	400.00	2	7.49	0	37.45	0	0.00	7,800.00	7,762.55
TOTAL EXPENDITURES	799.40	4,523.91	13	7.49	0	37.45	0	0.00	7,900.00	7,862.55
OTHER FINANCING SOURCES (USES)										
TOTAL OTHER FINANCING SOURCES (USES)	0.00	0.00		0.00		0.00		0.00	0.00	0.00
NET CHANGE IN FUND BALANCE	-790.93	-4,351.43		-7.30		213.82		0.00	2,140.00	1,926.18



FUND DEPT 2101-054 : I/DD SPECIAL INITIATIVES - CILA PROJECT

6/12/2023 10:05:15 AM

PERIOD ENDING 5/31/2023

	ACTUAL LAST YEAR			ACTUAL THIS YEAR				ENCUMBRANCE	BUDGET	UNENCUMBERED BALANCE
	CURRENT MONTH	YEAR TO DATE	%	CURRENT MONTH	%	YEAR TO DATE	%			
REVENUES										
4008 INVESTMENT EARNINGS	317.14	638.91	319	12.36	1	6,393.06	639	0.00	1,000.00	-5,393.06
4009 MISCELLANEOUS REVENUES	0.00	260,368.90	0	0.00	0	0.00	0	0.00	0.00	0.00
TOTAL REVENUES	317.14	261,007.81	130 504	12.36	1	6,393.06	639	0.00	1,000.00	-5,393.06
EXPENDITURES										
5010 COMMODITIES	0.00	0.00	0	0.00	0	0.00	0	0.00	5,063.00	5,063.00
5020 SERVICES	-814.00	13,478.33	40	0.00	0	0.00	0	0.00	345,937.00	345,937.00
TOTAL EXPENDITURES	-814.00	13,478.33	27	0.00	0	0.00	0	0.00	351,000.00	351,000.00
OTHER FINANCING SOURCES (USES)										
6001 OTHER FINANCING SOURCES	0.00	50,000.00	100	0.00	0	50,000.00	100	0.00	50,000.00	0.00
TOTAL OTHER FINANCING SOURCES (USES)	0.00	50,000.00		0.00		50,000.00		0.00	50,000.00	0.00
NET CHANGE IN FUND BALANCE	1,131.14	297,529.48		12.36		56,393.06		0.00	-300,000.00	-356,393.06



FUND DEPT 2103-060 : HWY FED AID MATCHING FUND - HIGHWAY

6/12/2023 10:05:15 AM

PERIOD ENDING 5/31/2023

	ACTUAL LAST YEAR			ACTUAL THIS YEAR				ENCUMBRANCE	BUDGET	UNENCUMBERED BALANCE
	CURRENT MONTH	YEAR TO DATE	%	CURRENT MONTH	%	YEAR TO DATE	%			
REVENUES										
4001 PROPERTY TAX	0.00	0.00	0	0.00	0	0.00	0	0.00	128,348.00	128,348.00
4008 INVESTMENT EARNINGS	150.45	373.03	0	5.48	1	5,259.80	701	0.00	750.00	-4,509.80
TOTAL REVENUES	150.45	373.03	0	5.48	0	5,259.80	4	0.00	129,098.00	123,838.20
EXPENDITURES										
TOTAL EXPENDITURES	0.00	0.00	0	0.00	0	0.00	0	0.00	0.00	0.00
OTHER FINANCING SOURCES (USES)										
TOTAL OTHER FINANCING SOURCES (USES)	0.00	0.00		0.00		0.00		0.00	0.00	0.00
NET CHANGE IN FUND BALANCE	150.45	373.03		5.48		5,259.80		0.00	129,098.00	123,838.20



FUND DEPT 2104-104 : EARLY CHILDHOOD FUND - EARLY CHILDHOOD DEVELOPMENT

6/12/2023 10:05:15 AM

PERIOD ENDING 5/31/2023

	ACTUAL LAST YEAR			ACTUAL THIS YEAR				ENCUMBRANCE	BUDGET	UNENCUMBERED BALANCE
	CURRENT MONTH	YEAR TO DATE	%	CURRENT MONTH	%	YEAR TO DATE	%			
REVENUES										
4004 INTERGOVERNMENTAL REVENUE	440,640.22	3,389,137.06	26	879,504.72	7	5,222,825.52	40	0.00	13,050,000.00	7,827,174.48
4007 CHARGES FOR SERVICES	3,900.00	26,300.00	21	203,354.50	156	211,624.50	163	0.00	130,000.00	-81,624.50
4008 INVESTMENT EARNINGS	1,435.87	3,190.39	32	3,333.58	67	61,944.06	123 9	0.00	5,000.00	-56,944.06
4009 MISCELLANEOUS REVENUES	213,192.24	381,935.76	293 8	0.00	0	687.90	1	0.00	55,000.00	54,312.10
TOTAL REVENUES	659,168.33	3,800,563.21	29	1,086,192.80	8	5,497,081.98	42	0.00	13,240,000.00	7,742,918.02
EXPENDITURES										
5001 SALARIES AND WAGES	531,860.95	2,025,227.38	32	363,535.90	6	2,632,327.93	41	0.00	6,404,349.00	3,772,021.07
5003 FRINGE BENEFITS	241,512.54	667,958.23	31	105,988.80	5	655,305.91	33	0.00	1,974,853.00	1,319,547.09
5010 COMMODITIES	43,431.68	193,338.97	30	40,843.04	5	205,943.87	25	136,245.65	826,129.73	483,940.21
5020 SERVICES	337,704.42	1,158,786.87	31	348,447.41	12	985,295.67	34	64,724.94	2,934,520.27	1,884,499.66
8000 CAPITAL OUTLAY	0.00	32,018.58	0	0.00	0	29,015.00	14	153,171.40	214,000.00	31,813.60
TOTAL EXPENDITURES	1,154,509.59	4,077,330.03	32	858,815.15	7	4,507,888.38	36	354,141.99	12,353,852.00	7,491,821.63
OTHER FINANCING SOURCES (USES)										
7001 OTHER FINANCING USES	0.00	0.00	0	0.00	0	0.00	0	0.00	-751,648.00	-751,648.00
TOTAL OTHER FINANCING SOURCES (USES)	0.00	0.00		0.00		0.00		0.00	-751,648.00	-751,648.00
NET CHANGE IN FUND BALANCE	-495,341.26	-276,766.82		227,377.65		989,193.60		-354,141.99	134,500.00	-500,551.61



FUND DEPT 2106-010 : PUBL SAFETY SALES TAX FND - COUNTY BOARD

6/12/2023 10:05:15 AM

PERIOD ENDING 5/31/2023

	ACTUAL LAST YEAR			ACTUAL THIS YEAR				ENCUMBRANCE	BUDGET	UNENCUMBERED BALANCE
	CURRENT MONTH	YEAR TO DATE	%	CURRENT MONTH	%	YEAR TO DATE	%			
REVENUES										
4002 LOCAL SALES TAX	0.00	614,751.68	19	0.00	0	558,266.78	16	0.00	3,457,442.00	2,899,175.22
4008 INVESTMENT EARNINGS	1,542.34	3,351.61	168	81.97	2	44,283.79	886	0.00	5,000.00	-39,283.79
TOTAL REVENUES	1,542.34	618,103.29	19	81.97	0	602,550.57	17	0.00	3,462,442.00	2,859,891.43
EXPENDITURES										
5020 SERVICES	73,409.36	377,761.38	42	73,716.17	7	344,692.29	34	17,890.00	1,008,000.00	645,417.71
5050 INTEREST AND FISCAL CHARGES	277.08	277.08	18	0.00	0	0.00	0	0.00	2,500.00	2,500.00
TOTAL EXPENDITURES	73,686.44	378,038.46	42	73,716.17	7	344,692.29	34	17,890.00	1,010,500.00	647,917.71
OTHER FINANCING SOURCES (USES)										
7001 OTHER FINANCING USES	0.00	0.00	0	0.00	0	0.00	0	0.00	-2,020,315.00	-2,020,315.00
TOTAL OTHER FINANCING SOURCES (USES)	0.00	0.00		0.00		0.00		0.00	-2,020,315.00	-2,020,315.00
NET CHANGE IN FUND BALANCE	-72,144.10	240,064.83		-73,634.20		257,858.28		-17,890.00	431,627.00	191,658.72



FUND DEPT 2106-013 : PUBL SAFETY SALES TAX FND - DEBT SERVICE

6/12/2023 10:05:15 AM

PERIOD ENDING 5/31/2023

	ACTUAL LAST YEAR			ACTUAL THIS YEAR				ENCUMBRANCE	BUDGET	UNENCUMBERED BALANCE
	CURRENT MONTH	YEAR TO DATE	%	CURRENT MONTH	%	YEAR TO DATE	%			
REVENUES										
4002 LOCAL SALES TAX	0.00	409,218.00	17	0.00	0	524,932.00	17	0.00	3,142,558.00	2,617,626.00
TOTAL REVENUES	0.00	409,218.00	17	0.00	0	524,932.00	17	0.00	3,142,558.00	2,617,626.00
EXPENDITURES										
5050 INTEREST AND FISCAL CHARGES	0.00	0.00	0	0.00	0	0.00	0	0.00	3,142,558.00	3,142,558.00
TOTAL EXPENDITURES	0.00	0.00	0	0.00	0	0.00	0	0.00	3,142,558.00	3,142,558.00
NET CHANGE IN FUND BALANCE	0.00	409,218.00		0.00		524,932.00		0.00	0.00	-524,932.00



FUND DEPT 2106-060 : PUBL SAFETY SALES TAX FND - HIGHWAY

6/12/2023 10:05:15 AM

PERIOD ENDING 5/31/2023

	ACTUAL LAST YEAR			ACTUAL THIS YEAR				ENCUMBRANCE	BUDGET	UNENCUMBERED BALANCE
	CURRENT MONTH	YEAR TO DATE	%	CURRENT MONTH	%	YEAR TO DATE	%			
REVENUES										
TOTAL REVENUES	0.00	0.00	0	0.00	0	0.00	0	0.00	0.00	0.00
NET CHANGE IN FUND BALANCE	0.00	0.00		0.00		0.00		0.00	0.00	0.00



FUND DEPT 2106-230 : PUBL SAFETY SALES TAX FND - JUSTICE SYS TECHNOLGY PRJ

6/12/2023 10:05:15 AM

PERIOD ENDING 5/31/2023

	ACTUAL LAST YEAR			ACTUAL THIS YEAR				ENCUMBRANCE	BUDGET	UNENCUMBERED BALANCE
	CURRENT MONTH	YEAR TO DATE	%	CURRENT MONTH	%	YEAR TO DATE	%			
EXPENDITURES										
5020 SERVICES	0.00	13,602.69	13	0.00	0	15,416.34	14	0.00	110,833.00	95,416.66
TOTAL EXPENDITURES	0.00	13,602.69	13	0.00	0	15,416.34	14	0.00	110,833.00	95,416.66
NET CHANGE IN FUND BALANCE	0.00	-13,602.69		0.00		-15,416.34		0.00	-110,833.00	-95,416.66




FUND DEPT 2106-237 : PUBL SAFETY SALES TAX FND - DELINQ PREVENTION GRANTS

6/12/2023 10:05:15 AM

PERIOD ENDING 5/31/2023

	ACTUAL LAST YEAR			ACTUAL THIS YEAR				ENCUMBRANCE	BUDGET	UNENCUMBERED BALANCE
	CURRENT MONTH	YEAR TO DATE	%	CURRENT MONTH	%	YEAR TO DATE	%			
EXPENDITURES										
5020 SERVICES	46,458.34	139,375.02	50	26,666.66	8	133,333.30	42	0.00	320,000.00	186,666.70
TOTAL EXPENDITURES	46,458.34	139,375.02	50	26,666.66	8	133,333.30	42	0.00	320,000.00	186,666.70
NET CHANGE IN FUND BALANCE	-46,458.34	-139,375.02		-26,666.66		-133,333.30		0.00	-320,000.00	-186,666.70



FUND DEPT 2107-010 : GEOGRAPHIC INF SYS FUND (GIS) - COUNTY BOARD

6/12/2023 10:05:15 AM

PERIOD ENDING 5/31/2023

	ACTUAL LAST YEAR			ACTUAL THIS YEAR				ENCUMBRANCE	BUDGET	UNENCUMBERED BALANCE
	CURRENT MONTH	YEAR TO DATE	%	CURRENT MONTH	%	YEAR TO DATE	%			
REVENUES										
4007 CHARGES FOR SERVICES	28,182.00	104,358.00	32	0.00	0	59,739.00	18	0.00	330,000.00	270,261.00
4008 INVESTMENT EARNINGS	218.05	508.05	254	6.03	1	3,795.96	380	0.00	1,000.00	-2,795.96
TOTAL REVENUES	28,400.05	104,866.05	32	6.03	0	63,534.96	19	0.00	331,000.00	267,465.04
EXPENDITURES										
5020 SERVICES	92,277.75	95,677.75	29	0.00	0	97,928.00	29	0.00	333,627.00	235,699.00
TOTAL EXPENDITURES	92,277.75	95,677.75	29	0.00	0	97,928.00	29	0.00	333,627.00	235,699.00
NET CHANGE IN FUND BALANCE	-63,877.70	9,188.30		6.03		-34,393.04		0.00	-2,627.00	31,766.04




FUND DEPT 2108-050 : DEVLPMNTL DISABILITY FUND - DEVL MNTL DISABILITY BOARD

6/12/2023 10:05:15 AM

PERIOD ENDING 5/31/2023

	ACTUAL LAST YEAR			ACTUAL THIS YEAR				ENCUMBRANCE	BUDGET	UNENCUMBERED BALANCE
	CURRENT MONTH	YEAR TO DATE	%	CURRENT MONTH	%	YEAR TO DATE	%			
REVENUES										
4001 PROPERTY TAX	0.00	0.00	0	0.00	0	0.00	0	0.00	4,863,487.00	4,863,487.00
4008 INVESTMENT EARNINGS	429.48	1,278.97	128	22.09	1	18,027.19	901	0.00	2,000.00	-16,027.19
4009 MISCELLANEOUS REVENUES	0.00	0.00	0	0.00	0	0.00	0	0.00	5,000.00	5,000.00
TOTAL REVENUES	429.48	1,278.97	0	22.09	0	18,027.19	0	0.00	4,870,487.00	4,852,459.81
EXPENDITURES										
5020 SERVICES	634,050.00	1,937,011.00	43	358,095.00	7	1,846,977.00	38	0.00	4,824,487.00	2,977,510.00
TOTAL EXPENDITURES	634,050.00	1,937,011.00	43	358,095.00	7	1,846,977.00	38	0.00	4,824,487.00	2,977,510.00
OTHER FINANCING SOURCES (USES)										
6001 OTHER FINANCING SOURCES	0.00	0.00	0	0.00	0	0.00	0	0.00	4,000.00	4,000.00
7001 OTHER FINANCING USES	0.00	-50,000.00	100	0.00	0	-50,000.00	100	0.00	-50,000.00	0.00
TOTAL OTHER FINANCING SOURCES (USES)	0.00	-50,000.00		0.00		-50,000.00		0.00	-46,000.00	4,000.00
NET CHANGE IN FUND BALANCE	-633,620.52	-1,985,732.03		-358,072.91		-1,878,949.81		0.00	0.00	1,878,949.81




FUND DEPT 2109-932 : INDOOR CLIMATE RESOURCES AGENCY - INDOOR CLIMATE RESOURCES AGENCY

6/12/2023 10:05:15 AM

PERIOD ENDING 5/31/2023

	ACTUAL LAST YEAR			ACTUAL THIS YEAR				ENCUMBRANCE	BUDGET	UNENCUMBERED BALANCE
	CURRENT MONTH	YEAR TO DATE	%	CURRENT MONTH	%	YEAR TO DATE	%			
REVENUES										
4004 INTERGOVERNMENTAL REVENUE	0.00	0.00	0	0.00	0	0.00	0	0.00	189,000.00	189,000.00
TOTAL REVENUES	0.00	0.00	0	0.00	0	0.00	0	0.00	189,000.00	189,000.00
EXPENDITURES										
5001 SALARIES AND WAGES	0.00	0.00	0	0.00	0	0.00	0	0.00	37,350.00	37,350.00
5010 COMMODITIES	0.00	0.00	0	0.00	0	0.00	0	0.00	48,150.00	48,150.00
5020 SERVICES	0.00	0.00	0	1,750.00	2	1,750.00	2	0.00	103,500.00	101,750.00
TOTAL EXPENDITURES	0.00	0.00	0	1,750.00	1	1,750.00	1	0.00	189,000.00	187,250.00
OTHER FINANCING SOURCES (USES)										
TOTAL OTHER FINANCING SOURCES (USES)	0.00	0.00		0.00		0.00		0.00	0.00	0.00
NET CHANGE IN FUND BALANCE	0.00	0.00		-1,750.00		-1,750.00		0.00	0.00	1,750.00



FUND DEPT 2110-110 : WORKFORCE DEVELOPMENT FND - WORKFORCE DEVELOPMENT

6/12/2023 10:05:15 AM

PERIOD ENDING 5/31/2023

	ACTUAL LAST YEAR			ACTUAL THIS YEAR				ENCUMBRANCE	BUDGET	UNENCUMBERED BALANCE
	CURRENT MONTH	YEAR TO DATE	%	CURRENT MONTH	%	YEAR TO DATE	%			
REVENUES										
4004 INTERGOVERNMENTAL REVENUE	489,718.78	1,050,331.22	24	364,871.76	13	923,386.61	34	0.00	2,705,000.00	1,781,613.39
4007 CHARGES FOR SERVICES	13,038.36	61,052.37	44	22,170.22	16	65,296.49	47	0.00	138,500.00	73,203.51
TOTAL REVENUES	502,757.14	1,111,383.59	24	387,041.98	14	988,683.10	35	0.00	2,843,500.00	1,854,816.90
EXPENDITURES										
5001 SALARIES AND WAGES	42,225.31	195,496.36	16	53,785.52	9	240,233.57	42	0.00	573,500.00	333,266.43
5003 FRINGE BENEFITS	18,190.20	53,075.33	12	13,121.91	4	66,935.22	22	0.00	299,500.00	232,564.78
5010 COMMODITIES	110.00	778.50	9	5,041.15	4	10,393.25	8	0.00	124,450.00	114,056.75
5020 SERVICES	251,015.26	921,461.55	32	145,068.61	8	722,892.11	40	897.85	1,791,900.00	1,068,110.04
8000 CAPITAL OUTLAY	0.00	0.00	0	0.00	0	0.00	0	0.00	50,000.00	50,000.00
TOTAL EXPENDITURES	311,540.77	1,170,811.74	25	217,017.19	8	1,040,454.15	37	897.85	2,839,350.00	1,797,998.00
OTHER FINANCING SOURCES (USES)										
6001 OTHER FINANCING SOURCES	0.00	0.00	0	0.00	0	0.00	0	0.00	50,000.00	50,000.00
7001 OTHER FINANCING USES	0.00	0.00	0	0.00	0	0.00	0	0.00	-50,000.00	-50,000.00
TOTAL OTHER FINANCING SOURCES (USES)	0.00	0.00		0.00		0.00		0.00	0.00	0.00
NET CHANGE IN FUND BALANCE	191,216.37	-59,428.15		170,024.79		-51,771.05		-897.85	4,150.00	56,818.90



FUND DEPT 2120-060 : HWY IDOT REBUILD GRANT - HIGHWAY

6/12/2023 10:05:15 AM

PERIOD ENDING 5/31/2023

	ACTUAL LAST YEAR			ACTUAL THIS YEAR				ENCUMBRANCE	BUDGET	UNENCUMBERED BALANCE
	CURRENT MONTH	YEAR TO DATE	%	CURRENT MONTH	%	YEAR TO DATE	%			
REVENUES										
4004 INTERGOVERNMENTAL REVENUE	0.00	962,449.76	50	0.00	0	0.00	0	0.00	0.00	0.00
4008 INVESTMENT EARNINGS	1,460.67	3,404.28	113	0.00	0	0.00	0	0.00	2,000.00	2,000.00
TOTAL REVENUES	1,460.67	965,854.04	50	0.00	0	0.00	0	0.00	2,000.00	2,000.00
EXPENDITURES										
8000 CAPITAL OUTLAY	0.00	0.00	0	369,474.35	19	369,474.35	19	0.00	1,910,228.00	1,540,753.65
TOTAL EXPENDITURES	0.00	0.00	0	369,474.35	19	369,474.35	19	0.00	1,910,228.00	1,540,753.65
NET CHANGE IN FUND BALANCE	1,460.67	965,854.04		-369,474.35		-369,474.35		0.00	-1,908,228.00	-1,538,753.65



FUND DEPT 2121-060 : TWP IDOT REBUILD GRANT - HIGHWAY

6/12/2023 10:05:15 AM

PERIOD ENDING 5/31/2023

	ACTUAL LAST YEAR			ACTUAL THIS YEAR				ENCUMBRANCE	BUDGET	UNENCUMBERED BALANCE
	CURRENT MONTH	YEAR TO DATE	%	CURRENT MONTH	%	YEAR TO DATE	%			
REVENUES										
4004 INTERGOVERNMENTAL REVENUE	0.00	862,467.37	0	0.00	0	0.00	0	0.00	0.00	0.00
4008 INVESTMENT EARNINGS	873.18	2,041.72	0	0.00	0	0.00	0	0.00	0.00	0.00
TOTAL REVENUES	873.18	864,509.09	0	0.00	0	0.00	0	0.00	0.00	0.00
EXPENDITURES										
5020 SERVICES	176,777.89	387,896.75	3	272,654.48	5	517,428.65	10	0.00	5,000,000.00	4,482,571.35
TOTAL EXPENDITURES	176,777.89	387,896.75	3	272,654.48	5	517,428.65	10	0.00	5,000,000.00	4,482,571.35
NET CHANGE IN FUND BALANCE	-175,904.71	476,612.34		-272,654.48		-517,428.65		0.00	-5,000,000.00	-4,482,571.35



FUND DEPT 2188-044 : SOCIAL SECURITY FUND - NURSING HOME

6/12/2023 10:05:15 AM

PERIOD ENDING 5/31/2023

	ACTUAL LAST YEAR			ACTUAL THIS YEAR				ENCUMBRANCE	BUDGET	UNENCUMBERED BALANCE
	CURRENT MONTH	YEAR TO DATE	%	CURRENT MONTH	%	YEAR TO DATE	%			
EXPENDITURES										
TOTAL EXPENDITURES	0.00	0.00	0	0.00	0	0.00	0	0.00	0.00	0.00
OTHER FINANCING SOURCES (USES)										
TOTAL OTHER FINANCING SOURCES (USES)	0.00	0.00		0.00		0.00		0.00	0.00	0.00
NET CHANGE IN FUND BALANCE	0.00	0.00		0.00		0.00		0.00	0.00	0.00



FUND DEPT 2188-075 : SOCIAL SECURITY FUND - GENERAL COUNTY

6/12/2023 10:05:15 AM

PERIOD ENDING 5/31/2023

	ACTUAL LAST YEAR			ACTUAL THIS YEAR				ENCUMBRANCE	BUDGET	UNENCUMBERED BALANCE
	CURRENT MONTH	YEAR TO DATE	%	CURRENT MONTH	%	YEAR TO DATE	%			
REVENUES										
4001 PROPERTY TAX	0.00	0.00	0	0.00	0	0.00	0	0.00	2,010,143.00	2,010,143.00
4008 INVESTMENT EARNINGS	0.06	340.28	0	20.53	2	9,670.08	107 4	0.00	900.00	-8,770.08
4009 MISCELLANEOUS REVENUES	0.00	0.00	0	0.00	0	0.01	0	0.00	0.00	-0.01
TOTAL REVENUES	0.06	340.28	0	20.53	0	9,670.09	0	0.00	2,011,043.00	2,001,372.91
EXPENDITURES										
5003 FRINGE BENEFITS	134,769.10	642,150.68	20	141,352.04	7	648,277.71	32	0.00	2,010,143.00	1,361,865.29
TOTAL EXPENDITURES	134,769.10	642,150.68	20	141,352.04	7	648,277.71	32	0.00	2,010,143.00	1,361,865.29
OTHER FINANCING SOURCES (USES)										
6001 OTHER FINANCING SOURCES	0.00	-6,302.44	0	0.00	0	0.00	0	0.00	0.00	0.00
TOTAL OTHER FINANCING SOURCES (USES)	0.00	-6,302.44		0.00		0.00		0.00	0.00	0.00
NET CHANGE IN FUND BALANCE	-134,769.04	-648,112.84		-141,331.51		-638,607.62		0.00	900.00	639,507.62




FUND DEPT 2474-474 : RPC USDA REVOLVING LOANS - RPC USDA REVOLVING LOANS

6/12/2023 10:05:15 AM

PERIOD ENDING 5/31/2023

	ACTUAL LAST YEAR			ACTUAL THIS YEAR				ENCUMBRANCE	BUDGET	UNENCUMBERED BALANCE
	CURRENT MONTH	YEAR TO DATE	%	CURRENT MONTH	%	YEAR TO DATE	%			
REVENUES										
4008 INVESTMENT EARNINGS	437.51	5,722.08	38	741.87	5	4,825.63	32	0.00	15,030.00	10,204.37
TOTAL REVENUES	437.51	5,722.08	38	741.87	5	4,825.63	32	0.00	15,030.00	10,204.37
EXPENDITURES										
5020 SERVICES	0.00	0.00	0	0.00	0	0.00	0	0.00	35,000.00	35,000.00
TOTAL EXPENDITURES	0.00	0.00	0	0.00	0	0.00	0	0.00	35,000.00	35,000.00
OTHER FINANCING SOURCES (USES)										
7001 OTHER FINANCING USES	0.00	0.00	0	-1,000.13	14	-1,000.13	14	0.00	-7,000.00	-5,999.87
TOTAL OTHER FINANCING SOURCES (USES)	0.00	0.00		-1,000.13		-1,000.13		0.00	-7,000.00	-5,999.87
NET CHANGE IN FUND BALANCE	437.51	5,722.08		-258.26		3,825.50		0.00	-26,970.00	-30,795.50



FUND DEPT 2475-475 : RPC ECON DEVELOPMNT LOANS - RPC ECON DEVELOPMNT LOANS

6/12/2023 10:05:15 AM

PERIOD ENDING 5/31/2023

	ACTUAL LAST YEAR			ACTUAL THIS YEAR				ENCUMBRANCE	BUDGET	UNENCUMBERED BALANCE
	CURRENT MONTH	YEAR TO DATE	%	CURRENT MONTH	%	YEAR TO DATE	%			
REVENUES										
4008 INVESTMENT EARNINGS	25,594.39	77,204.99	70	7,523.94	9	76,878.63	93	0.00	83,000.00	6,121.37
TOTAL REVENUES	25,594.39	77,204.99	70	7,523.94	9	76,878.63	93	0.00	83,000.00	6,121.37
EXPENDITURES										
5020 SERVICES	0.00	0.00	0	1,727,748.63	111 5	1,727,748.63	111 5	0.00	155,000.00	-1,572,748.63
TOTAL EXPENDITURES	0.00	0.00	0	1,727,748.63	111 5	1,727,748.63	111 5	0.00	155,000.00	-1,572,748.63
OTHER FINANCING SOURCES (USES)										
6001 OTHER FINANCING SOURCES	0.00	0.00	0	0.00	0	0.00	0	0.00	100,000.00	100,000.00
7001 OTHER FINANCING USES	0.00	-1,181.86	2	-6,744.33	9	-6,744.33	9	0.00	-78,500.00	-71,755.67
TOTAL OTHER FINANCING SOURCES (USES)	0.00	-1,181.86		-6,744.33		-6,744.33		0.00	21,500.00	28,244.33
NET CHANGE IN FUND BALANCE	25,594.39	76,023.13		-1,726,969.02		-1,657,614.33		0.00	-50,500.00	1,607,114.33



FUND DEPT 2609-026 : TAX INDEMNITY FUND - COUNTY TREASURER

6/12/2023 10:05:15 AM

PERIOD ENDING 5/31/2023

	ACTUAL LAST YEAR			ACTUAL THIS YEAR				ENCUMBRANCE	BUDGET	UNENCUMBERED BALANCE
	CURRENT MONTH	YEAR TO DATE	%	CURRENT MONTH	%	YEAR TO DATE	%			
REVENUES										
4008 INVESTMENT EARNINGS	0.00	0.00	0	7.64	0	1,692.98	0	0.00	0.00	-1,692.98
TOTAL REVENUES	0.00	0.00	0	7.64	0	1,692.98	0	0.00	0.00	-1,692.98
EXPENDITURES										
5020 SERVICES	0.00	0.00	0	99,000.00	0	99,000.00	0	0.00	0.00	-99,000.00
TOTAL EXPENDITURES	0.00	0.00	0	99,000.00	0	99,000.00	0	0.00	0.00	-99,000.00
OTHER FINANCING SOURCES (USES)										
TOTAL OTHER FINANCING SOURCES (USES)	0.00	0.00		0.00		0.00		0.00	0.00	0.00
NET CHANGE IN FUND BALANCE	0.00	0.00		-98,992.36		-97,307.02		0.00	0.00	97,307.02



FUND DEPT 2610-026 : WORKING CASH FUND - COUNTY TREASURER

6/12/2023 10:05:15 AM

PERIOD ENDING 5/31/2023

	ACTUAL LAST YEAR			ACTUAL THIS YEAR				ENCUMBRANCE	BUDGET	UNENCUMBERED BALANCE
	CURRENT MONTH	YEAR TO DATE	%	CURRENT MONTH	%	YEAR TO DATE	%			
REVENUES										
4008 INVESTMENT EARNINGS	161.32	399.83	6	5.73	0	3,058.00	44	0.00	7,000.00	3,942.00
TOTAL REVENUES	161.32	399.83	6	5.73	0	3,058.00	44	0.00	7,000.00	3,942.00
OTHER FINANCING SOURCES (USES)										
7001 OTHER FINANCING USES	0.00	0.00	0	0.00	0	0.00	0	0.00	-7,000.00	-7,000.00
TOTAL OTHER FINANCING SOURCES (USES)	0.00	0.00		0.00		0.00		0.00	-7,000.00	-7,000.00
NET CHANGE IN FUND BALANCE	161.32	399.83		5.73		3,058.00		0.00	0.00	-3,058.00



FUND DEPT 2611-022 : COUNTY CLK SURCHARGE FUND - COUNTY CLERK

6/12/2023 10:05:15 AM

PERIOD ENDING 5/31/2023

	ACTUAL LAST YEAR			ACTUAL THIS YEAR				ENCUMBRANCE	BUDGET	UNENCUMBERED BALANCE
	CURRENT MONTH	YEAR TO DATE	%	CURRENT MONTH	%	YEAR TO DATE	%			
REVENUES										
4007 CHARGES FOR SERVICES	953.00	3,694.00	31	1,825.00	0	4,484.00	0	0.00	0.00	-4,484.00
TOTAL REVENUES	953.00	3,694.00	31	1,825.00	0	4,484.00	0	0.00	0.00	-4,484.00
EXPENDITURES										
5020 SERVICES	953.00	3,694.00	31	0.00	0	0.00	0	0.00	0.00	0.00
TOTAL EXPENDITURES	953.00	3,694.00	31	0.00	0	0.00	0	0.00	0.00	0.00
NET CHANGE IN FUND BALANCE	0.00	0.00		1,825.00		4,484.00		0.00	0.00	-4,484.00



FUND DEPT 2612-040 : SHERIFF DRUG FORFEITURES - SHERIFF

6/12/2023 10:05:15 AM

PERIOD ENDING 5/31/2023

	ACTUAL LAST YEAR			ACTUAL THIS YEAR				ENCUMBRANCE	BUDGET	UNENCUMBERED BALANCE
	CURRENT MONTH	YEAR TO DATE	%	CURRENT MONTH	%	YEAR TO DATE	%			
REVENUES										
4005 FINES AND FORFEITURES	0.00	0.00	0	0.00	0	37.50	0	0.00	10,000.00	9,962.50
4008 INVESTMENT EARNINGS	51.09	127.46	255	1.67	2	906.15	906	0.00	100.00	-806.15
4009 MISCELLANEOUS REVENUES	0.00	0.00	0	2,999.00	0	2,999.00	0	0.00	0.00	-2,999.00
TOTAL REVENUES	51.09	127.46	1	3,000.67	30	3,942.65	39	0.00	10,100.00	6,157.35
EXPENDITURES										
5010 COMMODITIES	494.17	2,506.43	31	236.59	4	2,679.42	41	0.00	6,500.00	3,820.58
5020 SERVICES	240.22	537.03	3	369.78	3	1,550.80	11	0.00	14,600.00	13,049.20
TOTAL EXPENDITURES	734.39	3,043.46	12	606.37	3	4,230.22	20	0.00	21,100.00	16,869.78
OTHER FINANCING SOURCES (USES)										
TOTAL OTHER FINANCING SOURCES (USES)	0.00	0.00		0.00		0.00		0.00	0.00	0.00
NET CHANGE IN FUND BALANCE	-683.30	-2,916.00		2,394.30		-287.57		0.00	-11,000.00	-10,712.43



FUND DEPT 2613-030 : COURT'S AUTOMATION FUND - CIRCUIT CLERK

6/12/2023 10:05:15 AM

PERIOD ENDING 5/31/2023

	ACTUAL LAST YEAR			ACTUAL THIS YEAR				ENCUMBRANCE	BUDGET	UNENCUMBERED BALANCE
	CURRENT MONTH	YEAR TO DATE	%	CURRENT MONTH	%	YEAR TO DATE	%			
REVENUES										
4004 INTERGOVERNMENTAL REVENUE	0.00	0.00	0	52,323.42	100	52,323.42	100	0.00	52,323.42	0.00
4007 CHARGES FOR SERVICES	0.00	52,445.15	23	23,102.05	12	89,866.49	45	0.00	200,000.00	110,133.51
4008 INVESTMENT EARNINGS	2.79	16.89	0	1.08	0	474.24	0	0.00	0.00	-474.24
TOTAL REVENUES	2.79	52,462.04	21	75,426.55	30	142,664.15	57	0.00	252,323.42	109,659.27
EXPENDITURES										
5010 COMMODITIES	0.00	0.00	0	61,133.60	74	61,133.60	74	0.00	82,323.42	21,189.82
5020 SERVICES	0.00	122,615.76	59	4,757.62	2	122,588.93	47	0.00	262,919.00	140,330.07
8000 CAPITAL OUTLAY	0.00	14,311.39	25	0.00	0	0.00	0	0.00	0.00	0.00
TOTAL EXPENDITURES	0.00	136,927.15	50	65,891.22	19	183,722.53	53	0.00	345,242.42	161,519.89
OTHER FINANCING SOURCES (USES)										
TOTAL OTHER FINANCING SOURCES (USES)	0.00	0.00		0.00		0.00		0.00	0.00	0.00
NET CHANGE IN FUND BALANCE	2.79	-84,465.11		9,535.33		-41,058.38		0.00	-92,919.00	-51,860.62



FUND DEPT 2614-023 : RECORDER'S AUTOMATION FND - RECORDER

6/12/2023 10:05:15 AM

PERIOD ENDING 5/31/2023

	ACTUAL LAST YEAR			ACTUAL THIS YEAR				ENCUMBRANCE	BUDGET	UNENCUMBERED BALANCE
	CURRENT MONTH	YEAR TO DATE	%	CURRENT MONTH	%	YEAR TO DATE	%			
REVENUES										
4007 CHARGES FOR SERVICES	15,934.95	54,210.50	30	0.00	0	45,176.34	25	0.00	180,000.00	134,823.66
4008 INVESTMENT EARNINGS	196.39	483.09	10	7.83	1	4,558.25	456	0.00	1,000.00	-3,558.25
TOTAL REVENUES	16,131.34	54,693.59	30	7.83	0	49,734.59	27	0.00	181,000.00	131,265.41
EXPENDITURES										
5001 SALARIES AND WAGES	1,073.22	5,276.02	21	1,185.84	4	5,599.80	21	0.00	27,128.00	21,528.20
5003 FRINGE BENEFITS	234.45	800.53	21	127.53	6	668.15	32	0.00	2,103.00	1,434.85
5010 COMMODITIES	101.63	65,236.93	373	85.00	0	7,145.71	41	0.00	17,422.00	10,276.29
5020 SERVICES	5,689.50	30,467.98	43	1,075.17	1	83,678.82	52	0.00	160,538.00	76,859.18
8000 CAPITAL OUTLAY	0.00	0.00	0	0.00	0	0.00	0	0.00	2,840.00	2,840.00
TOTAL EXPENDITURES	7,098.80	101,781.46	57	2,473.54	1	97,092.48	46	0.00	210,031.00	112,938.52
NET CHANGE IN FUND BALANCE	9,032.54	-47,087.87		-2,465.71		-47,357.89		0.00	-29,031.00	18,326.89




FUND DEPT 2615-036 : PUBLIC DEFENDER AUTOMATN - PUBLIC DEFENDER

6/12/2023 10:05:15 AM

PERIOD ENDING 5/31/2023

	ACTUAL LAST YEAR			ACTUAL THIS YEAR				ENCUMBRANCE	BUDGET	UNENCUMBERED BALANCE
	CURRENT MONTH	YEAR TO DATE	%	CURRENT MONTH	%	YEAR TO DATE	%			
REVENUES										
4007 CHARGES FOR SERVICES	0.00	120.00	18	578.00	89	1,820.50	280	0.00	650.00	-1,170.50
TOTAL REVENUES	0.00	120.00	18	578.00	89	1,820.50	280	0.00	650.00	-1,170.50
EXPENDITURES										
5010 COMMODITIES	0.00	0.00	0	0.00	0	0.00	0	0.00	650.00	650.00
TOTAL EXPENDITURES	0.00	0.00	0	0.00	0	0.00	0	0.00	650.00	650.00
NET CHANGE IN FUND BALANCE	0.00	120.00		578.00		1,820.50		0.00	0.00	-1,820.50



FUND DEPT 2617-030 : CHILD SUPPORT SERV FUND - CIRCUIT CLERK

6/12/2023 10:05:15 AM

PERIOD ENDING 5/31/2023

	ACTUAL LAST YEAR			ACTUAL THIS YEAR				ENCUMBRANCE	BUDGET	UNENCUMBERED BALANCE
	CURRENT MONTH	YEAR TO DATE	%	CURRENT MONTH	%	YEAR TO DATE	%			
REVENUES										
4007 CHARGES FOR SERVICES	0.00	430.00	2	0.00	0	324.00	3	0.00	10,000.00	9,676.00
4008 INVESTMENT EARNINGS	22.37	55.53	0	0.69	0	366.86	0	0.00	0.00	-366.86
TOTAL REVENUES	22.37	485.53	3	0.69	0	690.86	7	0.00	10,000.00	9,309.14
EXPENDITURES										
5020 SERVICES	0.00	2,500.00	19	0.00	0	2,500.00	25	0.00	10,000.00	7,500.00
TOTAL EXPENDITURES	0.00	2,500.00	14	0.00	0	2,500.00	25	0.00	10,000.00	7,500.00
OTHER FINANCING SOURCES (USES)										
TOTAL OTHER FINANCING SOURCES (USES)	0.00	0.00		0.00		0.00		0.00	0.00	0.00
NET CHANGE IN FUND BALANCE	22.37	-2,014.47		0.69		-1,809.14		0.00	0.00	1,809.14




FUND DEPT 2618-051 : PROBATION SERVICES FUND - JUVENILE DETENTION CENTER

6/12/2023 10:05:15 AM

PERIOD ENDING 5/31/2023

	ACTUAL LAST YEAR			ACTUAL THIS YEAR				ENCUMBRANCE	BUDGET	UNENCUMBERED BALANCE
	CURRENT MONTH	YEAR TO DATE	%	CURRENT MONTH	%	YEAR TO DATE	%			
REVENUES										
4007 CHARGES FOR SERVICES	0.00	7,640.50	17	3,017.54	9	11,967.47	34	0.00	35,000.00	23,032.53
TOTAL REVENUES	0.00	7,640.50	17	3,017.54	9	11,967.47	34	0.00	35,000.00	23,032.53
EXPENDITURES										
5020 SERVICES	0.00	0.00	0	0.00	0	0.00	0	0.00	9,000.00	9,000.00
8000 CAPITAL OUTLAY	0.00	0.00	0	40,970.00	100	40,970.00	100	0.00	41,000.00	30.00
TOTAL EXPENDITURES	0.00	0.00	0	40,970.00	82	40,970.00	82	0.00	50,000.00	9,030.00
OTHER FINANCING SOURCES (USES)										
TOTAL OTHER FINANCING SOURCES (USES)	0.00	0.00		0.00		0.00		0.00	0.00	0.00
NET CHANGE IN FUND BALANCE	0.00	7,640.50		-37,952.46		-29,002.53		0.00	-15,000.00	14,002.53



FUND DEPT 2618-052 : PROBATION SERVICES FUND - COURT SERVICES -PROBATION

6/12/2023 10:05:15 AM

PERIOD ENDING 5/31/2023

	ACTUAL LAST YEAR			ACTUAL THIS YEAR				ENCUMBRANCE	BUDGET	UNENCUMBERED BALANCE
	CURRENT MONTH	YEAR TO DATE	%	CURRENT MONTH	%	YEAR TO DATE	%			
REVENUES										
4007 CHARGES FOR SERVICES	0.00	69,558.24	19	18,343.93	6	99,926.72	31	0.00	325,000.00	225,073.28
4008 INVESTMENT EARNINGS	779.21	1,924.04	257	30.79	1	16,253.96	361	0.00	4,500.00	-11,753.96
4009 MISCELLANEOUS REVENUES	0.00	0.00	0	25.00	5	125.00	25	0.00	500.00	375.00
TOTAL REVENUES	779.21	71,482.28	19	18,399.72	6	116,305.68	35	0.00	330,000.00	213,694.32
EXPENDITURES										
5010 COMMODITIES	87.60	7,781.08	9	288.41	0	9,703.84	12	0.00	84,250.00	74,546.16
5020 SERVICES	7,780.81	34,025.00	12	8,277.60	3	42,177.01	14	0.00	293,250.00	251,072.99
8000 CAPITAL OUTLAY	0.00	0.00	0	0.00	0	0.00	0	0.00	36,500.00	36,500.00
TOTAL EXPENDITURES	7,868.41	41,806.08	10	8,566.01	2	51,880.85	13	0.00	414,000.00	362,119.15
OTHER FINANCING SOURCES (USES)										
7001 OTHER FINANCING USES	0.00	0.00	0	0.00	0	0.00	0	0.00	-10,000.00	-10,000.00
TOTAL OTHER FINANCING SOURCES (USES)	0.00	0.00		0.00		0.00		0.00	-10,000.00	-10,000.00
NET CHANGE IN FUND BALANCE	-7,089.20	29,676.20		9,833.71		64,424.83		0.00	-94,000.00	-158,424.83



FUND DEPT 2619-026 : TAX SALE AUTOMATION FUND - COUNTY TREASURER

6/12/2023 10:05:15 AM

PERIOD ENDING 5/31/2023

	ACTUAL LAST YEAR			ACTUAL THIS YEAR				ENCUMBRANCE	BUDGET	UNENCUMBERED BALANCE
	CURRENT MONTH	YEAR TO DATE	%	CURRENT MONTH	%	YEAR TO DATE	%			
REVENUES										
4007 CHARGES FOR SERVICES	498.00	4,239.50	21	748.15	4	4,475.75	26	0.00	17,200.00	12,724.25
4008 INVESTMENT EARNINGS	6.81	16.49	8	0.20	0	111.99	56	0.00	200.00	88.01
TOTAL REVENUES	504.81	4,255.99	21	748.35	4	4,587.74	26	0.00	17,400.00	12,812.26
EXPENDITURES										
5001 SALARIES AND WAGES	2,032.00	2,168.00	29	1,512.00	13	2,144.00	19	0.00	11,500.00	9,356.00
5003 FRINGE BENEFITS	156.13	166.53	20	118.44	10	166.78	14	0.00	1,157.00	990.22
5010 COMMODITIES	0.00	0.00	0	0.00	0	0.00	0	0.00	2,000.00	2,000.00
5020 SERVICES	0.00	0.00	0	205.00	8	410.00	16	0.00	2,500.00	2,090.00
TOTAL EXPENDITURES	2,188.13	2,334.53	20	1,835.44	11	2,720.78	16	0.00	17,157.00	14,436.22
NET CHANGE IN FUND BALANCE	-1,683.32	1,921.46		-1,087.09		1,866.96		0.00	243.00	-1,623.96



FUND DEPT 2621-041 : STS ATTY DRUG FORFEITURES - STATES ATTORNEY

6/12/2023 10:05:15 AM

PERIOD ENDING 5/31/2023

	ACTUAL LAST YEAR			ACTUAL THIS YEAR				ENCUMBRANCE	BUDGET	UNENCUMBERED BALANCE
	CURRENT MONTH	YEAR TO DATE	%	CURRENT MONTH	%	YEAR TO DATE	%			
REVENUES										
4005 FINES AND FORFEITURES	4,365.94	42,278.70	176	6,186.14	26	11,729.12	49	0.00	24,000.00	12,270.88
4008 INVESTMENT EARNINGS	59.75	145.22	0	1.40	2	817.13	109 0	0.00	75.00	-742.13
TOTAL REVENUES	4,425.69	42,423.92	177	6,187.54	26	12,546.25	52	0.00	24,075.00	11,528.75
EXPENDITURES										
5010 COMMODITIES	404.50	3,795.66	7	8,752.39	16	18,295.11	33	0.00	55,625.00	37,329.89
5020 SERVICES	9,932.69	16,434.70	35	6,092.23	12	11,976.88	23	0.00	51,550.00	39,573.12
TOTAL EXPENDITURES	10,337.19	20,230.36	19	14,844.62	14	30,271.99	28	0.00	107,175.00	76,903.01
OTHER FINANCING SOURCES (USES)										
TOTAL OTHER FINANCING SOURCES (USES)	0.00	0.00		0.00		0.00		0.00	0.00	0.00
NET CHANGE IN FUND BALANCE	-5,911.50	22,193.56		-8,657.08		-17,725.74		0.00	-83,100.00	-65,374.26



FUND DEPT 2627-026 : PROPERTY TAX INT FEE FUND - COUNTY TREASURER

6/12/2023 10:05:15 AM

PERIOD ENDING 5/31/2023

	ACTUAL LAST YEAR			ACTUAL THIS YEAR				ENCUMBRANCE	BUDGET	UNENCUMBERED BALANCE
	CURRENT MONTH	YEAR TO DATE	%	CURRENT MONTH	%	YEAR TO DATE	%			
REVENUES										
4007 CHARGES FOR SERVICES	0.00	0.00	0	60.00	0	360.00	1	0.00	55,000.00	54,640.00
4008 INVESTMENT EARNINGS	0.00	33.43	2	0.01	0	141.34	7	0.00	2,000.00	1,858.66
TOTAL REVENUES	0.00	33.43	0	60.01	0	501.34	1	0.00	57,000.00	56,498.66
OTHER FINANCING SOURCES (USES)										
7001 OTHER FINANCING USES	0.00	0.00	0	0.00	0	0.00	0	0.00	-57,000.00	-57,000.00
TOTAL OTHER FINANCING SOURCES (USES)	0.00	0.00		0.00		0.00		0.00	-57,000.00	-57,000.00
NET CHANGE IN FUND BALANCE	0.00	33.43		60.01		501.34		0.00	0.00	-501.34




FUND DEPT 2628-022 : ELECTN ASSIST/ACCESSIBLTY - COUNTY CLERK

6/12/2023 10:05:15 AM

PERIOD ENDING 5/31/2023

	ACTUAL LAST YEAR			ACTUAL THIS YEAR				ENCUMBRANCE	BUDGET	UNENCUMBERED BALANCE
	CURRENT MONTH	YEAR TO DATE	%	CURRENT MONTH	%	YEAR TO DATE	%			
REVENUES										
4004 INTERGOVERNMENTAL REVENUE	0.00	0.00	0	0.00	0	0.00	0	0.00	230,607.00	230,607.00
TOTAL REVENUES	0.00	0.00	0	0.00	0	0.00	0	0.00	230,607.00	230,607.00
EXPENDITURES										
5001 SALARIES AND WAGES	1,824.43	4,865.13	14	172.25	0	6,939.25	10	0.00	70,000.00	63,060.75
5003 FRINGE BENEFITS	174.25	413.59	15	19.16	0	579.98	8	0.00	7,035.00	6,455.02
5010 COMMODITIES	0.00	0.00	0	0.00	0	0.00	0	0.00	17,288.00	17,288.00
5020 SERVICES	658.50	6,767.25	5	1,867.90	1	123,046.91	90	0.00	136,284.00	13,237.09
TOTAL EXPENDITURES	2,657.18	12,045.97	5	2,059.31	1	130,566.14	57	0.00	230,607.00	100,040.86
OTHER FINANCING SOURCES (USES)										
TOTAL OTHER FINANCING SOURCES (USES)	0.00	0.00		0.00		0.00		0.00	0.00	0.00
NET CHANGE IN FUND BALANCE	-2,657.18	-12,045.97		-2,059.31		-130,566.14		0.00	0.00	130,566.14



FUND DEPT 2629-010 : COUNTY HISTORICAL FUND - COUNTY BOARD

6/12/2023 10:05:15 AM

PERIOD ENDING 5/31/2023

	ACTUAL LAST YEAR			ACTUAL THIS YEAR				ENCUMBRANCE	BUDGET	UNENCUMBERED BALANCE
	CURRENT MONTH	YEAR TO DATE	%	CURRENT MONTH	%	YEAR TO DATE	%			
REVENUES										
4008 INVESTMENT EARNINGS	3.80	9.45	94	0.14	0	72.73	242	0.00	30.00	-42.73
TOTAL REVENUES	3.80	9.45	94	0.14	0	72.73	242	0.00	30.00	-42.73
EXPENDITURES										
5020 SERVICES	0.00	0.00	0	0.00	0	0.00	0	0.00	5,000.00	5,000.00
TOTAL EXPENDITURES	0.00	0.00	0	0.00	0	0.00	0	0.00	5,000.00	5,000.00
NET CHANGE IN FUND BALANCE	3.80	9.45		0.14		72.73		0.00	-4,970.00	-5,042.73



FUND DEPT 2630-030 : CIR CLK OPERATION & ADMIN - CIRCUIT CLERK

6/12/2023 10:05:15 AM

PERIOD ENDING 5/31/2023

	ACTUAL LAST YEAR			ACTUAL THIS YEAR				ENCUMBRANCE	BUDGET	UNENCUMBERED BALANCE
	CURRENT MONTH	YEAR TO DATE	%	CURRENT MONTH	%	YEAR TO DATE	%			
REVENUES										
4004 INTERGOVERNMENTAL REVENUE	0.00	0.00	0	4,301.00	15	4,301.00	15	0.00	28,301.00	24,000.00
4007 CHARGES FOR SERVICES	7,383.34	156,363.47	59	66,053.09	15	262,004.14	58	0.00	450,000.00	187,995.86
4008 INVESTMENT EARNINGS	70.03	119.02	0	0.87	0	3,987.87	0	0.00	0.00	-3,987.87
TOTAL REVENUES	7,453.37	156,482.49	59	70,354.96	15	270,293.01	57	0.00	478,301.00	208,007.99
EXPENDITURES										
5001 SALARIES AND WAGES	8,229.00	39,087.75	37	0.00	0	0.00	0	0.00	79,997.00	79,997.00
5003 FRINGE BENEFITS	2,998.38	9,522.45	36	0.00	0	0.00	0	0.00	21,125.00	21,125.00
5010 COMMODITIES	16.51	10,927.80	13	238.15	0	4,788.12	5	0.00	87,501.00	82,712.88
5020 SERVICES	0.00	366.96	0	1,024.47	1	36,218.22	19	0.00	193,482.00	157,263.78
TOTAL EXPENDITURES	11,243.89	59,904.96	21	1,262.62	0	41,006.34	11	0.00	382,105.00	341,098.66
OTHER FINANCING SOURCES (USES)										
TOTAL OTHER FINANCING SOURCES (USES)	0.00	0.00		0.00		0.00		0.00	0.00	0.00
NET CHANGE IN FUND BALANCE	-3,790.52	96,577.53		69,092.34		229,286.67		0.00	96,196.00	-133,090.67



FUND DEPT 2632-030 : CIR CLK ELCTRNC CITATIONS - CIRCUIT CLERK

6/12/2023 10:05:15 AM

PERIOD ENDING 5/31/2023

	ACTUAL LAST YEAR			ACTUAL THIS YEAR				ENCUMBRANCE	BUDGET	UNENCUMBERED BALANCE
	CURRENT MONTH	YEAR TO DATE	%	CURRENT MONTH	%	YEAR TO DATE	%			
REVENUES										
4007 CHARGES FOR SERVICES	0.00	10,655.63	19	5,258.00	12	19,388.99	43	0.00	45,000.00	25,611.01
4008 INVESTMENT EARNINGS	97.95	239.94	0	4.33	0	2,233.87	0	0.00	0.00	-2,233.87
TOTAL REVENUES	97.95	10,895.57	20	5,262.33	12	21,622.86	48	0.00	45,000.00	23,377.14
EXPENDITURES										
5020 SERVICES	0.00	0.00	0	0.00	0	0.00	0	0.00	225,000.00	225,000.00
TOTAL EXPENDITURES	0.00	0.00	0	0.00	0	0.00	0	0.00	225,000.00	225,000.00
NET CHANGE IN FUND BALANCE	97.95	10,895.57		5,262.33		21,622.86		0.00	-180,000.00	-201,622.86



FUND DEPT 2633-041 : STS ATTY RECORDS AUTOMATN - STATES ATTORNEY

6/12/2023 10:05:15 AM

PERIOD ENDING 5/31/2023

	ACTUAL LAST YEAR			ACTUAL THIS YEAR				ENCUMBRANCE	BUDGET	UNENCUMBERED BALANCE
	CURRENT MONTH	YEAR TO DATE	%	CURRENT MONTH	%	YEAR TO DATE	%			
REVENUES										
4007 CHARGES FOR SERVICES	0.00	926.00	19	364.00	7	1,395.00	28	0.00	5,000.00	3,605.00
4008 INVESTMENT EARNINGS	3.70	8.92	30	0.13	1	63.11	421	0.00	15.00	-48.11
TOTAL REVENUES	3.70	934.92	19	364.13	7	1,458.11	29	0.00	5,015.00	3,556.89
EXPENDITURES										
5020 SERVICES	0.00	0.00	0	0.00	0	0.00	0	0.00	5,000.00	5,000.00
TOTAL EXPENDITURES	0.00	0.00	0	0.00	0	0.00	0	0.00	5,000.00	5,000.00
NET CHANGE IN FUND BALANCE	3.70	934.92		364.13		1,458.11		0.00	15.00	-1,443.11



FUND DEPT 2635-040 : CANNABIS REGULATION FUND - SHERIFF

6/12/2023 10:05:15 AM

PERIOD ENDING 5/31/2023

	ACTUAL LAST YEAR			ACTUAL THIS YEAR				ENCUMBRANCE	BUDGET	UNENCUMBERED BALANCE
	CURRENT MONTH	YEAR TO DATE	%	CURRENT MONTH	%	YEAR TO DATE	%			
REVENUES										
4004 INTERGOVERNMENTAL REVENUE	0.00	9,039.07	19	0.00	0	8,007.11	17	0.00	48,000.00	39,992.89
4008 INVESTMENT EARNINGS	22.93	50.75	0	1.59	2	820.45	820	0.00	100.00	-720.45
TOTAL REVENUES	22.93	9,089.82	19	1.59	0	8,827.56	18	0.00	48,100.00	39,272.44
EXPENDITURES										
5010 COMMODITIES	0.00	0.00	0	7,650.00	31	7,650.00	31	0.00	25,000.00	17,350.00
5020 SERVICES	0.00	0.00	0	0.00	0	0.00	0	0.00	23,000.00	23,000.00
TOTAL EXPENDITURES	0.00	0.00	0	7,650.00	16	7,650.00	16	0.00	48,000.00	40,350.00
NET CHANGE IN FUND BALANCE	22.93	9,089.82		-7,648.41		1,177.56		0.00	100.00	-1,077.56



FUND DEPT 2638-042 : CORONER STATUTORY FEES - CORONER

6/12/2023 10:05:15 AM

PERIOD ENDING 5/31/2023

	ACTUAL LAST YEAR			ACTUAL THIS YEAR				ENCUMBRANCE	BUDGET	UNENCUMBERED BALANCE
	CURRENT MONTH	YEAR TO DATE	%	CURRENT MONTH	%	YEAR TO DATE	%			
REVENUES										
4007 CHARGES FOR SERVICES	5,598.63	27,894.61	45	4,496.14	7	21,788.02	33	0.00	66,000.00	44,211.98
TOTAL REVENUES	5,598.63	27,894.61	45	4,496.14	7	21,788.02	33	0.00	66,000.00	44,211.98
EXPENDITURES										
5010 COMMODITIES	251.51	3,472.35	16	2,482.97	9	9,295.06	34	0.00	27,630.00	18,334.94
5020 SERVICES	774.85	5,504.73	37	540.81	4	5,497.28	40	0.00	13,650.00	8,152.72
8000 CAPITAL OUTLAY	0.00	0.00	0	0.00	0	0.00	0	0.00	45,000.00	45,000.00
TOTAL EXPENDITURES	1,026.36	8,977.08	25	3,023.78	4	14,792.34	17	0.00	86,280.00	71,487.66
NET CHANGE IN FUND BALANCE	4,572.27	18,917.53		1,472.36		6,995.68		0.00	-20,280.00	-27,275.68



FUND DEPT 2638-140 : CORONER STATUTORY FEES - CORRECTIONAL CENTER

6/12/2023 10:05:15 AM

PERIOD ENDING 5/31/2023

	ACTUAL LAST YEAR			ACTUAL THIS YEAR				ENCUMBRANCE	BUDGET	UNENCUMBERED BALANCE
	CURRENT MONTH	YEAR TO DATE	%	CURRENT MONTH	%	YEAR TO DATE	%			
EXPENDITURES										
TOTAL EXPENDITURES	0.00	0.00	0	0.00	0	0.00	0	0.00	0.00	0.00
NET CHANGE IN FUND BALANCE	0.00	0.00		0.00		0.00		0.00	0.00	0.00



FUND DEPT 2658-140 : JAIL COMMISSARY - CORRECTIONAL CENTER

6/12/2023 10:05:15 AM

PERIOD ENDING 5/31/2023

	ACTUAL LAST YEAR			ACTUAL THIS YEAR				ENCUMBRANCE	BUDGET	UNENCUMBERED BALANCE
	CURRENT MONTH	YEAR TO DATE	%	CURRENT MONTH	%	YEAR TO DATE	%			
REVENUES										
4008 INVESTMENT EARNINGS	228.33	562.43	56	9.85	1	5,169.93	398	0.00	1,300.00	-3,869.93
4009 MISCELLANEOUS REVENUES	45,366.34	45,366.34	45	10,624.81	10	24,445.06	22	0.00	110,000.00	85,554.94
TOTAL REVENUES	45,594.67	45,928.77	45	10,634.66	10	29,614.99	27	0.00	111,300.00	81,685.01
EXPENDITURES										
5010 COMMODITIES	764.60	764.60	2	483.73	4	2,825.09	24	0.00	12,000.00	9,174.91
5020 SERVICES	10,737.37	15,976.87	8	3,577.49	10	3,967.57	11	0.00	35,660.00	31,692.43
8000 CAPITAL OUTLAY	0.00	0.00	0	0.00	0	0.00	0	0.00	45,000.00	45,000.00
TOTAL EXPENDITURES	11,501.97	16,741.47	6	4,061.22	4	6,792.66	7	0.00	92,660.00	85,867.34
NET CHANGE IN FUND BALANCE	34,092.70	29,187.30		6,573.44		22,822.33		0.00	18,640.00	-4,182.33



FUND DEPT 2659-140 : COUNTY JAIL MEDICAL COSTS - CORRECTIONAL CENTER

6/12/2023 10:05:15 AM

PERIOD ENDING 5/31/2023

	ACTUAL LAST YEAR			ACTUAL THIS YEAR				ENCUMBRANCE	BUDGET	UNENCUMBERED BALANCE
	CURRENT MONTH	YEAR TO DATE	%	CURRENT MONTH	%	YEAR TO DATE	%			
REVENUES										
4007 CHARGES FOR SERVICES	0.00	1,595.00	7	376.41	2	1,908.91	10	0.00	20,000.00	18,091.09
4008 INVESTMENT EARNINGS	1.76	5.55	6	0.06	1	46.85	469	0.00	10.00	-36.85
TOTAL REVENUES	1.76	1,600.55	7	376.47	2	1,955.76	10	0.00	20,010.00	18,054.24
OTHER FINANCING SOURCES (USES)										
7001 OTHER FINANCING USES	0.00	0.00	0	0.00	0	0.00	0	0.00	-20,010.00	-20,010.00
TOTAL OTHER FINANCING SOURCES (USES)	0.00	0.00		0.00		0.00		0.00	-20,010.00	-20,010.00
NET CHANGE IN FUND BALANCE	1.76	1,600.55		376.47		1,955.76		0.00	0.00	-1,955.76



FUND DEPT 2670-022 : COUNTY CLK AUTOMATION FND - COUNTY CLERK

6/12/2023 10:05:15 AM

PERIOD ENDING 5/31/2023

	ACTUAL LAST YEAR			ACTUAL THIS YEAR				ENCUMBRANCE	BUDGET	UNENCUMBERED BALANCE
	CURRENT MONTH	YEAR TO DATE	%	CURRENT MONTH	%	YEAR TO DATE	%			
REVENUES										
4007 CHARGES FOR SERVICES	1,672.00	6,246.00	25	1,458.00	6	6,624.00	26	0.00	25,000.00	18,376.00
4008 INVESTMENT EARNINGS	10.49	27.77	14	0.49	0	301.60	151	0.00	200.00	-101.60
4009 MISCELLANEOUS REVENUES	716.00	9,451.55	236	1,558.00	12	1,558.00	12	0.00	12,500.00	10,942.00
TOTAL REVENUES	2,398.49	15,725.32	54	3,016.49	8	8,483.60	23	0.00	37,700.00	29,216.40
EXPENDITURES										
5010 COMMODITIES	707.05	8,839.15	70	0.00	0	0.00	0	0.00	11,500.00	11,500.00
5020 SERVICES	0.00	11,675.62	71	1,016.16	5	12,462.41	67	0.00	18,700.00	6,237.59
TOTAL EXPENDITURES	707.05	20,514.77	70	1,016.16	3	12,462.41	41	0.00	30,200.00	17,737.59
NET CHANGE IN FUND BALANCE	1,691.44	-4,789.45		2,000.33		-3,978.81		0.00	7,500.00	11,478.81



FUND DEPT 2671-030 : COURT DOCUMENT STORAGE FD - CIRCUIT CLERK

6/12/2023 10:05:15 AM

PERIOD ENDING 5/31/2023

	ACTUAL LAST YEAR			ACTUAL THIS YEAR				ENCUMBRANCE	BUDGET	UNENCUMBERED BALANCE
	CURRENT MONTH	YEAR TO DATE	%	CURRENT MONTH	%	YEAR TO DATE	%			
REVENUES										
4004 INTERGOVERNMENTAL REVENUE	0.00	0.00	0	79,981.60	100	79,981.60	100	0.00	79,981.60	0.00
4007 CHARGES FOR SERVICES	0.00	52,502.89	24	21,065.02	11	78,905.77	39	0.00	200,000.00	121,094.23
4008 INVESTMENT EARNINGS	4.44	23.18	0	2.19	0	842.91	0	0.00	0.00	-842.91
TOTAL REVENUES	4.44	52,526.07	24	101,048.81	36	159,730.28	57	0.00	279,981.60	120,251.32
EXPENDITURES										
5001 SALARIES AND WAGES	6,508.61	30,915.82	36	5,635.35	6	24,333.36	28	0.00	87,544.00	63,210.64
5003 FRINGE BENEFITS	2,896.14	8,570.92	24	604.45	2	2,912.04	8	0.00	34,358.00	31,445.96
5010 COMMODITIES	350.70	22,769.38	55	241.27	1	28,557.35	62	0.00	45,985.60	17,428.25
5020 SERVICES	-2,320.00	7,851.57	14	39,355.00	46	47,300.00	55	10,617.00	85,329.00	27,412.00
8000 CAPITAL OUTLAY	0.00	0.00	0	36,358.00	72	36,358.00	72	0.00	50,458.00	14,100.00
TOTAL EXPENDITURES	7,435.45	70,107.69	32	82,194.07	27	139,460.75	46	10,617.00	303,674.60	153,596.85
OTHER FINANCING SOURCES (USES)										
TOTAL OTHER FINANCING SOURCES (USES)	0.00	0.00		0.00		0.00		0.00	0.00	0.00
NET CHANGE IN FUND BALANCE	-7,431.01	-17,581.62		18,854.74		20,269.53		-10,617.00	-23,693.00	-33,345.53



FUND DEPT 2675-041 : VICTIM ADVOCACY GRT-ICJIA - STATES ATTORNEY

6/12/2023 10:05:15 AM

PERIOD ENDING 5/31/2023

	ACTUAL LAST YEAR			ACTUAL THIS YEAR				ENCUMBRANCE	BUDGET	UNENCUMBERED BALANCE
	CURRENT MONTH	YEAR TO DATE	%	CURRENT MONTH	%	YEAR TO DATE	%			
REVENUES										
TOTAL REVENUES	0.00	0.00	0	0.00	0	0.00	0	0.00	0.00	0.00
EXPENDITURES										
TOTAL EXPENDITURES	0.00	0.00	0	0.00	0	0.00	0	0.00	0.00	0.00
OTHER FINANCING SOURCES (USES)										
TOTAL OTHER FINANCING SOURCES (USES)	0.00	0.00		0.00		0.00		0.00	0.00	0.00
NET CHANGE IN FUND BALANCE	0.00	0.00		0.00		0.00		0.00	0.00	0.00



FUND DEPT 2676-011 : SOLID WASTE MANAGEMENT - SOLID WASTE MGMT

6/12/2023 10:05:15 AM

PERIOD ENDING 5/31/2023

	ACTUAL LAST YEAR			ACTUAL THIS YEAR				ENCUMBRANCE	BUDGET	UNENCUMBERED BALANCE
	CURRENT MONTH	YEAR TO DATE	%	CURRENT MONTH	%	YEAR TO DATE	%			
REVENUES										
4004 INTERGOVERNMENTAL REVENUE	954.00	1,484.00	6	3,360.00	11	3,360.00	11	0.00	30,200.00	26,840.00
4006 LICENSES AND PERMITS	0.00	2,485.00	57	35.00	1	1,330.00	30	0.00	4,375.00	3,045.00
4008 INVESTMENT EARNINGS	3.79	13.67	55	0.17	0	133.42	0	0.00	0.00	-133.42
4009 MISCELLANEOUS REVENUES	2,215.00	3,715.00	74	0.00	0	0.00	0	0.00	0.00	0.00
TOTAL REVENUES	3,172.79	7,697.67	22	3,395.17	10	4,823.42	14	0.00	34,575.00	29,751.58
EXPENDITURES										
5010 COMMODITIES	0.00	417.98	52	0.00	0	0.00	0	0.00	839.00	839.00
5020 SERVICES	13,839.60	16,699.40	43	17,263.01	44	17,393.01	45	0.00	39,000.00	21,606.99
TOTAL EXPENDITURES	13,839.60	17,117.38	43	17,263.01	43	17,393.01	44	0.00	39,839.00	22,445.99
NET CHANGE IN FUND BALANCE	-10,666.81	-9,419.71		-13,867.84		-12,569.59		0.00	-5,264.00	7,305.59




FUND DEPT 2679-179 : CHILD ADVOCACY CENTER - CHILD ADVOCACY CENTER

6/12/2023 10:05:15 AM

PERIOD ENDING 5/31/2023

	ACTUAL LAST YEAR			ACTUAL THIS YEAR				ENCUMBRANCE	BUDGET	UNENCUMBERED BALANCE
	CURRENT MONTH	YEAR TO DATE	%	CURRENT MONTH	%	YEAR TO DATE	%			
REVENUES										
4004 INTERGOVERNMENTAL REVENUE	36,088.91	97,097.05	24	34,300.67	10	120,433.91	36	0.00	336,575.00	216,141.09
4008 INVESTMENT EARNINGS	0.00	0.47	0	0.00	0	0.00	0	0.00	20.00	20.00
4009 MISCELLANEOUS REVENUES	320.00	4,561.30	70	9,940.22	138	16,039.21	222	0.00	7,223.00	-8,816.21
TOTAL REVENUES	36,408.91	101,658.82	25	44,240.89	13	136,473.12	40	0.00	343,818.00	207,344.88
EXPENDITURES										
5001 SALARIES AND WAGES	15,099.99	74,777.48	40	13,173.43	8	62,573.69	37	0.00	171,255.00	108,681.31
5003 FRINGE BENEFITS	7,891.77	23,227.24	40	4,110.90	8	20,892.05	40	0.00	51,972.00	31,079.95
5010 COMMODITIES	7,269.25	9,573.52	25	459.64	8	1,714.64	28	0.00	6,097.21	4,382.57
5020 SERVICES	17,004.20	48,126.91	39	7,112.81	6	40,532.40	36	0.00	111,453.79	70,921.39
TOTAL EXPENDITURES	47,265.21	155,705.15	38	24,856.78	7	125,712.78	37	0.00	340,778.00	215,065.22
NET CHANGE IN FUND BALANCE	-10,856.30	-54,046.33		19,384.11		10,760.34		0.00	3,040.00	-7,720.34



FUND DEPT 2685-031 : SPECIALTY COURTS FUND - CIRCUIT COURT

6/12/2023 10:05:15 AM

PERIOD ENDING 5/31/2023

	ACTUAL LAST YEAR			ACTUAL THIS YEAR				ENCUMBRANCE	BUDGET	UNENCUMBERED BALANCE
	CURRENT MONTH	YEAR TO DATE	%	CURRENT MONTH	%	YEAR TO DATE	%			
REVENUES										
4004 INTERGOVERNMENTAL REVENUE	0.00	0.00	0	0.00	0	10,364.35	21	0.00	49,351.00	38,986.65
4007 CHARGES FOR SERVICES	0.00	3,369.50	12	1,198.50	4	4,575.50	17	0.00	27,600.00	23,024.50
4008 INVESTMENT EARNINGS	50.57	129.28	129	1.87	2	1,040.90	104 1	0.00	100.00	-940.90
TOTAL REVENUES	50.57	3,498.78	5	1,200.37	2	15,980.75	21	0.00	77,051.00	61,070.25
EXPENDITURES										
5001 SALARIES AND WAGES	3,667.60	10,336.48	22	3,780.00	7	17,955.00	33	0.00	54,689.00	36,734.00
5003 FRINGE BENEFITS	540.54	1,265.64	7	405.61	2	2,144.98	12	0.00	18,395.00	16,250.02
5010 COMMODITIES	0.00	0.00	0	318.57	21	338.53	23	0.00	1,500.00	1,161.47
5020 SERVICES	1,461.02	1,654.29	13	1,085.37	10	2,702.19	24	0.00	11,100.00	8,397.81
TOTAL EXPENDITURES	5,669.16	13,256.41	17	5,589.55	7	23,140.70	27	0.00	85,684.00	62,543.30
OTHER FINANCING SOURCES (USES)										
TOTAL OTHER FINANCING SOURCES (USES)	0.00	0.00		0.00		0.00		0.00	0.00	0.00
NET CHANGE IN FUND BALANCE	-5,618.59	-9,757.63		-4,389.18		-7,159.95		0.00	-8,633.00	-1,473.05



FUND DEPT 2685-140 : SPECIALTY COURTS FUND - CORRECTIONAL CENTER

6/12/2023 10:05:15 AM

PERIOD ENDING 5/31/2023

	ACTUAL LAST YEAR			ACTUAL THIS YEAR				ENCUMBRANCE	BUDGET	UNENCUMBERED BALANCE
	CURRENT MONTH	YEAR TO DATE	%	CURRENT MONTH	%	YEAR TO DATE	%			
REVENUES										
TOTAL REVENUES	0.00	0.00	0	0.00	0	0.00	0	0.00	0.00	0.00
NET CHANGE IN FUND BALANCE	0.00	0.00		0.00		0.00		0.00	0.00	0.00



FUND DEPT 2840-016 : ARPA - ADMINISTRATIVE SERVICES

6/12/2023 10:05:15 AM

PERIOD ENDING 5/31/2023

	ACTUAL LAST YEAR			ACTUAL THIS YEAR				ENCUMBRANCE	BUDGET	UNENCUMBERED BALANCE
	CURRENT MONTH	YEAR TO DATE	%	CURRENT MONTH	%	YEAR TO DATE	%			
REVENUES										
4008 INVESTMENT EARNINGS	1,360.23	7,411.55	6	2,791.32	2	139,970.98	117	0.00	120,000.00	-19,970.98
TOTAL REVENUES	1,360.23	7,411.55	0	2,791.32	2	139,970.98	117	0.00	120,000.00	-19,970.98
EXPENDITURES										
5001 SALARIES AND WAGES	3,254.50	12,643.25	57	0.00	0	0.00	0	0.00	0.00	0.00
5003 FRINGE BENEFITS	387.37	1,366.77	62	0.00	0	0.00	0	0.00	0.00	0.00
TOTAL EXPENDITURES	3,641.87	14,010.02	58	0.00	0	0.00	0	0.00	0.00	0.00
OTHER FINANCING SOURCES (USES)										
7001 OTHER FINANCING USES	0.00	-16,912.00	1	-7,375.02	0	-28,031.78	0	0.00	-6,456,917.00	-6,428,885.22
TOTAL OTHER FINANCING SOURCES (USES)	0.00	-16,912.00		-7,375.02		-28,031.78		0.00	-6,456,917.00	-6,428,885.22
NET CHANGE IN FUND BALANCE	-2,281.64	-23,510.47		-4,583.70		111,939.20		0.00	-6,336,917.00	-6,448,856.20



FUND DEPT 2840-043 : ARPA - EMERGENCY MGMT AGCY (EMA)

6/12/2023 10:05:15 AM

PERIOD ENDING 5/31/2023

	ACTUAL LAST YEAR			ACTUAL THIS YEAR				ENCUMBRANCE	BUDGET	UNENCUMBERED BALANCE
	CURRENT MONTH	YEAR TO DATE	%	CURRENT MONTH	%	YEAR TO DATE	%			
REVENUES										
TOTAL REVENUES	<i>0.00</i>	<i>0.00</i>	<i>0</i>	<i>0.00</i>	<i>0</i>	<i>0.00</i>	<i>0</i>	<i>0.00</i>	<i>0.00</i>	<i>0.00</i>
EXPENDITURES										
TOTAL EXPENDITURES	<i>0.00</i>	<i>0.00</i>	<i>0</i>	<i>0.00</i>	<i>0</i>	<i>0.00</i>	<i>0</i>	<i>0.00</i>	<i>0.00</i>	<i>0.00</i>
NET CHANGE IN FUND BALANCE	<i>0.00</i>	<i>0.00</i>		<i>0.00</i>		<i>0.00</i>		<i>0.00</i>	<i>0.00</i>	<i>0.00</i>




FUND DEPT 2840-075 : ARPA - GENERAL COUNTY

6/12/2023 10:05:15 AM

PERIOD ENDING 5/31/2023

	ACTUAL LAST YEAR			ACTUAL THIS YEAR				ENCUMBRANCE	BUDGET	UNENCUMBERED BALANCE
	CURRENT MONTH	YEAR TO DATE	%	CURRENT MONTH	%	YEAR TO DATE	%			
EXPENDITURES										
5001 SALARIES AND WAGES	0.00	593,388.00	100	0.00	0	0.00	0	0.00	0.00	0.00
5003 FRINGE BENEFITS	9,042.51	165,410.70	100	0.00	0	0.00	0	0.00	0.00	0.00
5010 COMMODITIES	15,000.00	37,455.00	29	9,511.00	96	9,933.17	100	0.00	9,945.00	11.83
5020 SERVICES	60,308.32	554,093.63	6	297,945.92	4	850,237.13	12	5,698.00	7,366,432.00	6,510,496.87
8000 CAPITAL OUTLAY	0.00	2,396,796.50	31	0.00	0	507,531.00	6	525,710.00	8,293,688.00	7,260,447.00
TOTAL EXPENDITURES	84,350.83	3,747,143.83	21	307,456.92	2	1,367,701.30	9	531,408.00	15,670,065.00	13,770,955.70
NET CHANGE IN FUND BALANCE	-84,350.83	-3,747,143.83		-307,456.92		-1,367,701.30		-531,408.00	-15,670,065.00	-13,770,955.70



FUND DEPT 2932-932 : INDOOR CLIMATE RESOURCES AGENCY - INDOOR CLIMATE RESOURCES AGENCY

6/12/2023 10:05:15 AM

PERIOD ENDING 5/31/2023

	ACTUAL LAST YEAR			ACTUAL THIS YEAR				ENCUMBRANCE	BUDGET	UNENCUMBERED BALANCE
	CURRENT MONTH	YEAR TO DATE	%	CURRENT MONTH	%	YEAR TO DATE	%			
REVENUES										
TOTAL REVENUES	0.00	0.00	0	0.00	0	0.00	0	0.00	0.00	0.00
EXPENDITURES										
TOTAL EXPENDITURES	0.00	0.00	0	0.00	0	0.00	0	0.00	0.00	0.00
NET CHANGE IN FUND BALANCE	0.00	0.00		0.00		0.00		0.00	0.00	0.00



FUND DEPT 3105-010 : CAPITAL ASSET REPLCMT FND - COUNTY BOARD

6/12/2023 10:05:15 AM

PERIOD ENDING 5/31/2023

	ACTUAL LAST YEAR			ACTUAL THIS YEAR				ENCUMBRANCE	BUDGET	UNENCUMBERED BALANCE
	CURRENT MONTH	YEAR TO DATE	%	CURRENT MONTH	%	YEAR TO DATE	%			
REVENUES										
4008 INVESTMENT EARNINGS	5,974.36	13,153.46	329	122.27	0	123,009.95	410	0.00	30,000.00	-93,009.95
TOTAL REVENUES	5,974.36	13,153.46	329	122.27	0	123,009.95	410	0.00	30,000.00	-93,009.95
EXPENDITURES										
5010 COMMODITIES	0.00	0.00	0	0.00	0	0.00	0	0.00	2,000.00	2,000.00
5020 SERVICES	422,825.55	663,412.57	18	131,408.59	10	214,842.59	16	0.00	1,308,000.00	1,093,157.41
TOTAL EXPENDITURES	422,825.55	663,412.57	18	131,408.59	10	214,842.59	16	0.00	1,310,000.00	1,095,157.41
OTHER FINANCING SOURCES (USES)										
6001 OTHER FINANCING SOURCES	0.00	0.00	0	0.00	0	0.00	0	0.00	200,000.00	200,000.00
TOTAL OTHER FINANCING SOURCES (USES)	0.00	0.00		0.00		0.00		0.00	200,000.00	200,000.00
NET CHANGE IN FUND BALANCE	-416,851.19	-650,259.11		-131,286.32		-91,832.64		0.00	-1,080,000.00	-988,167.36



FUND DEPT 3105-016 : CAPITAL ASSET REPLCMT FND - ADMINISTRATIVE SERVICES

6/12/2023 10:05:15 AM

PERIOD ENDING 5/31/2023

	ACTUAL LAST YEAR			ACTUAL THIS YEAR				ENCUMBRANCE	BUDGET	UNENCUMBERED BALANCE
	CURRENT MONTH	YEAR TO DATE	%	CURRENT MONTH	%	YEAR TO DATE	%			
REVENUES										
TOTAL REVENUES	0.00	0.00	0	0.00	0	0.00	0	0.00	0.00	0.00
EXPENDITURES										
5010 COMMODITIES	0.00	0.00	0	0.00	0	0.00	0	0.00	10,057.00	10,057.00
5020 SERVICES	0.00	0.00	0	0.00	0	0.00	0	0.00	35,000.00	35,000.00
8000 CAPITAL OUTLAY	0.00	0.00	0	0.00	0	0.00	0	0.00	19,909.00	19,909.00
TOTAL EXPENDITURES	0.00	0.00	0	0.00	0	0.00	0	0.00	64,966.00	64,966.00
OTHER FINANCING SOURCES (USES)										
6001 OTHER FINANCING SOURCES	0.00	0.00	0	0.00	0	0.00	0	0.00	35,384.00	35,384.00
TOTAL OTHER FINANCING SOURCES (USES)	0.00	0.00		0.00		0.00		0.00	35,384.00	35,384.00
NET CHANGE IN FUND BALANCE	0.00	0.00		0.00		0.00		0.00	-29,582.00	-29,582.00



FUND DEPT 3105-020 : CAPITAL ASSET REPLCMT FND - AUDITOR

6/12/2023 10:05:15 AM

PERIOD ENDING 5/31/2023

	ACTUAL LAST YEAR			ACTUAL THIS YEAR				ENCUMBRANCE	BUDGET	UNENCUMBERED BALANCE
	CURRENT MONTH	YEAR TO DATE	%	CURRENT MONTH	%	YEAR TO DATE	%			
EXPENDITURES										
5010 COMMODITIES	0.00	0.00	0	0.00	0	0.00	0	0.00	4,950.00	4,950.00
TOTAL EXPENDITURES	0.00	0.00	0	0.00	0	0.00	0	0.00	4,950.00	4,950.00
OTHER FINANCING SOURCES (USES)										
6001 OTHER FINANCING SOURCES	0.00	0.00	0	0.00	0	0.00	0	0.00	1,257.00	1,257.00
TOTAL OTHER FINANCING SOURCES (USES)	0.00	0.00		0.00		0.00		0.00	1,257.00	1,257.00
NET CHANGE IN FUND BALANCE	0.00	0.00		0.00		0.00		0.00	-3,693.00	-3,693.00



FUND DEPT 3105-021 : CAPITAL ASSET REPLCMT FND - BOARD OF REVIEW

6/12/2023 10:05:15 AM

PERIOD ENDING 5/31/2023

	ACTUAL LAST YEAR			ACTUAL THIS YEAR				ENCUMBRANCE	BUDGET	UNENCUMBERED BALANCE
	CURRENT MONTH	YEAR TO DATE	%	CURRENT MONTH	%	YEAR TO DATE	%			
EXPENDITURES										
TOTAL EXPENDITURES	0.00	0.00	0	0.00	0	0.00	0	0.00	0.00	0.00
OTHER FINANCING SOURCES (USES)										
TOTAL OTHER FINANCING SOURCES (USES)	0.00	0.00		0.00		0.00		0.00	0.00	0.00
NET CHANGE IN FUND BALANCE	0.00	0.00		0.00		0.00		0.00	0.00	0.00



FUND DEPT 3105-022 : CAPITAL ASSET REPLCMT FND - COUNTY CLERK

6/12/2023 10:05:15 AM

PERIOD ENDING 5/31/2023

	ACTUAL LAST YEAR			ACTUAL THIS YEAR				ENCUMBRANCE	BUDGET	UNENCUMBERED BALANCE
	CURRENT MONTH	YEAR TO DATE	%	CURRENT MONTH	%	YEAR TO DATE	%			
EXPENDITURES										
<i>TOTAL EXPENDITURES</i>	<i>0.00</i>	<i>0.00</i>	<i>0</i>	<i>0.00</i>	<i>0</i>	<i>0.00</i>	<i>0</i>	<i>0.00</i>	<i>0.00</i>	<i>0.00</i>
OTHER FINANCING SOURCES (USES)										
<i>TOTAL OTHER FINANCING SOURCES (USES)</i>	<i>0.00</i>	<i>0.00</i>		<i>0.00</i>		<i>0.00</i>		<i>0.00</i>	<i>0.00</i>	<i>0.00</i>
NET CHANGE IN FUND BALANCE	0.00	0.00		0.00		0.00		0.00	0.00	0.00



FUND DEPT 3105-025 : CAPITAL ASSET REPLCMT FND - SUPERVISOR OF ASSESSMENT

6/12/2023 10:05:15 AM

PERIOD ENDING 5/31/2023

	ACTUAL LAST YEAR			ACTUAL THIS YEAR				ENCUMBRANCE	BUDGET	UNENCUMBERED BALANCE
	CURRENT MONTH	YEAR TO DATE	%	CURRENT MONTH	%	YEAR TO DATE	%			
EXPENDITURES										
5010 COMMODITIES	0.00	0.00	0	0.00	0	0.00	0	0.00	7,869.00	7,869.00
5020 SERVICES	0.00	5,325.18	90	0.00	0	5,852.21	98	0.00	6,000.00	147.79
TOTAL EXPENDITURES	0.00	5,325.18	48	0.00	0	5,852.21	42	0.00	13,869.00	8,016.79
OTHER FINANCING SOURCES (USES)										
6001 OTHER FINANCING SOURCES	0.00	0.00	0	0.00	0	0.00	0	0.00	8,975.00	8,975.00
TOTAL OTHER FINANCING SOURCES (USES)	0.00	0.00		0.00		0.00		0.00	8,975.00	8,975.00
NET CHANGE IN FUND BALANCE	0.00	-5,325.18		0.00		-5,852.21		0.00	-4,894.00	958.21




FUND DEPT 3105-026 : CAPITAL ASSET REPLCMT FND - COUNTY TREASURER

6/12/2023 10:05:15 AM

PERIOD ENDING 5/31/2023

	ACTUAL LAST YEAR			ACTUAL THIS YEAR				ENCUMBRANCE	BUDGET	UNENCUMBERED BALANCE
	CURRENT MONTH	YEAR TO DATE	%	CURRENT MONTH	%	YEAR TO DATE	%			
EXPENDITURES										
5010 COMMODITIES	0.00	0.00	0	0.00	0	0.00	0	0.00	11,900.00	11,900.00
TOTAL EXPENDITURES	0.00	0.00	0	0.00	0	0.00	0	0.00	11,900.00	11,900.00
OTHER FINANCING SOURCES (USES)										
TOTAL OTHER FINANCING SOURCES (USES)	0.00	0.00		0.00		0.00		0.00	0.00	0.00
NET CHANGE IN FUND BALANCE	0.00	0.00		0.00		0.00		0.00	-11,900.00	-11,900.00



FUND DEPT 3105-028 : CAPITAL ASSET REPLCMT FND - INFORMATION TECHNOLOGY (IT)

6/12/2023 10:05:15 AM

PERIOD ENDING 5/31/2023

	ACTUAL LAST YEAR			ACTUAL THIS YEAR				ENCUMBRANCE	BUDGET	UNENCUMBERED BALANCE
	CURRENT MONTH	YEAR TO DATE	%	CURRENT MONTH	%	YEAR TO DATE	%			
REVENUES										
4009 MISCELLANEOUS REVENUES	0.00	0.00	0	0.00	0	35,205.31	0	0.00	0.00	-35,205.31
TOTAL REVENUES	0.00	0.00	0	0.00	0	35,205.31	0	0.00	0.00	-35,205.31
EXPENDITURES										
5010 COMMODITIES	0.00	19,333.99	69	0.00	0	0.00	0	12,853.00	19,210.00	6,357.00
5020 SERVICES	15,005.00	437,849.48	44	14,532.73	2	480,796.26	56	0.00	851,469.00	370,672.74
8000 CAPITAL OUTLAY	0.00	40,840.00	6	0.00	0	0.00	0	0.00	880,000.00	880,000.00
TOTAL EXPENDITURES	15,005.00	498,023.47	30	14,532.73	1	480,796.26	27	12,853.00	1,750,679.00	1,257,029.74
OTHER FINANCING SOURCES (USES)										
6001 OTHER FINANCING SOURCES	0.00	0.00	0	0.00	0	0.00	0	0.00	726,067.00	726,067.00
TOTAL OTHER FINANCING SOURCES (USES)	0.00	0.00		0.00		0.00		0.00	726,067.00	726,067.00
NET CHANGE IN FUND BALANCE	-15,005.00	-498,023.47		-14,532.73		-445,590.95		-12,853.00	-1,024,612.00	-566,168.05



FUND DEPT 3105-036 : CAPITAL ASSET REPLCMT FND - PUBLIC DEFENDER

6/12/2023 10:05:15 AM

PERIOD ENDING 5/31/2023

	ACTUAL LAST YEAR			ACTUAL THIS YEAR				ENCUMBRANCE	BUDGET	UNENCUMBERED BALANCE
	CURRENT MONTH	YEAR TO DATE	%	CURRENT MONTH	%	YEAR TO DATE	%			
EXPENDITURES										
5010 COMMODITIES	0.00	101.78	1	0.00	0	0.00	0	0.00	7,450.00	7,450.00
TOTAL EXPENDITURES	0.00	101.78	1	0.00	0	0.00	0	0.00	7,450.00	7,450.00
OTHER FINANCING SOURCES (USES)										
TOTAL OTHER FINANCING SOURCES (USES)	0.00	0.00		0.00		0.00		0.00	0.00	0.00
NET CHANGE IN FUND BALANCE	0.00	-101.78		0.00		0.00		0.00	-7,450.00	-7,450.00



FUND DEPT 3105-040 : CAPITAL ASSET REPLCMT FND - SHERIFF

6/12/2023 10:05:15 AM

PERIOD ENDING 5/31/2023

	ACTUAL LAST YEAR			ACTUAL THIS YEAR				ENCUMBRANCE	BUDGET	UNENCUMBERED BALANCE
	CURRENT MONTH	YEAR TO DATE	%	CURRENT MONTH	%	YEAR TO DATE	%			
EXPENDITURES										
5010 COMMODITIES	0.00	0.00	0	4,010.04	14	4,010.04	14	0.00	28,965.00	24,954.96
5020 SERVICES	0.00	17,040.00	37	0.00	0	17,040.00	50	0.00	34,080.00	17,040.00
TOTAL EXPENDITURES	0.00	17,040.00	7	4,010.04	6	21,050.04	33	0.00	63,045.00	41,994.96
OTHER FINANCING SOURCES (USES)										
6001 OTHER FINANCING SOURCES	0.00	0.00	0	0.00	0	0.00	0	0.00	48,367.00	48,367.00
TOTAL OTHER FINANCING SOURCES (USES)	0.00	0.00		0.00		0.00		0.00	48,367.00	48,367.00
NET CHANGE IN FUND BALANCE	0.00	-17,040.00		-4,010.04		-21,050.04		0.00	-14,678.00	6,372.04



FUND DEPT 3105-041 : CAPITAL ASSET REPLCMT FND - STATES ATTORNEY

6/12/2023 10:05:15 AM

PERIOD ENDING 5/31/2023

	ACTUAL LAST YEAR			ACTUAL THIS YEAR				ENCUMBRANCE	BUDGET	UNENCUMBERED BALANCE
	CURRENT MONTH	YEAR TO DATE	%	CURRENT MONTH	%	YEAR TO DATE	%			
EXPENDITURES										
5010 COMMODITIES	0.00	493.00	1	0.00	0	0.00	0	0.00	4,850.00	4,850.00
TOTAL EXPENDITURES	0.00	493.00	1	0.00	0	0.00	0	0.00	4,850.00	4,850.00
OTHER FINANCING SOURCES (USES)										
6001 OTHER FINANCING SOURCES	0.00	0.00	0	0.00	0	0.00	0	0.00	81,422.00	81,422.00
TOTAL OTHER FINANCING SOURCES (USES)	0.00	0.00		0.00		0.00		0.00	81,422.00	81,422.00
NET CHANGE IN FUND BALANCE	0.00	-493.00		0.00		0.00		0.00	76,572.00	76,572.00




FUND DEPT 3105-042 : CAPITAL ASSET REPLCMT FND - CORONER

6/12/2023 10:05:15 AM

PERIOD ENDING 5/31/2023

	ACTUAL LAST YEAR			ACTUAL THIS YEAR				ENCUMBRANCE	BUDGET	UNENCUMBERED BALANCE
	CURRENT MONTH	YEAR TO DATE	%	CURRENT MONTH	%	YEAR TO DATE	%			
EXPENDITURES										
5010 COMMODITIES	7,627.79	14,568.14	53	0.00	0	0.00	0	0.00	14,206.00	14,206.00
TOTAL EXPENDITURES	7,627.79	14,568.14	40	0.00	0	0.00	0	0.00	14,206.00	14,206.00
OTHER FINANCING SOURCES (USES)										
TOTAL OTHER FINANCING SOURCES (USES)	0.00	0.00		0.00		0.00		0.00	0.00	0.00
NET CHANGE IN FUND BALANCE	-7,627.79	-14,568.14		0.00		0.00		0.00	-14,206.00	-14,206.00



FUND DEPT 3105-043 : CAPITAL ASSET REPLCMT FND - EMERGENCY MGMT AGCY (EMA)

6/12/2023 10:05:15 AM

PERIOD ENDING 5/31/2023

	ACTUAL LAST YEAR			ACTUAL THIS YEAR				ENCUMBRANCE	BUDGET	UNENCUMBERED BALANCE
	CURRENT MONTH	YEAR TO DATE	%	CURRENT MONTH	%	YEAR TO DATE	%			
EXPENDITURES										
5010 COMMODITIES	0.00	0.00	0	0.00	0	0.00	0	0.00	4,225.00	4,225.00
8000 CAPITAL OUTLAY	0.00	0.00	0	0.00	0	0.00	0	0.00	116,200.00	116,200.00
TOTAL EXPENDITURES	0.00	0.00	0	0.00	0	0.00	0	0.00	120,425.00	120,425.00
OTHER FINANCING SOURCES (USES)										
6001 OTHER FINANCING SOURCES	0.00	0.00	0	0.00	0	0.00	0	0.00	15,692.00	15,692.00
TOTAL OTHER FINANCING SOURCES (USES)	0.00	0.00		0.00		0.00		0.00	15,692.00	15,692.00
NET CHANGE IN FUND BALANCE	0.00	0.00		0.00		0.00		0.00	-104,733.00	-104,733.00



FUND DEPT 3105-051 : CAPITAL ASSET REPLCMT FND - JUVENILE DETENTION CENTER

6/12/2023 10:05:15 AM

PERIOD ENDING 5/31/2023

	ACTUAL LAST YEAR			ACTUAL THIS YEAR				ENCUMBRANCE	BUDGET	UNENCUMBERED BALANCE
	CURRENT MONTH	YEAR TO DATE	%	CURRENT MONTH	%	YEAR TO DATE	%			
EXPENDITURES										
5010 COMMODITIES	0.00	0.00	0	0.00	0	0.00	0	0.00	12,656.00	12,656.00
5020 SERVICES	0.00	3,995.00	100	0.00	0	3,995.00	57	0.00	7,000.00	3,005.00
8000 CAPITAL OUTLAY	0.00	0.00	0	0.00	0	6,052.61	9	0.00	63,750.00	57,697.39
TOTAL EXPENDITURES	0.00	3,995.00	6	0.00	0	10,047.61	12	0.00	83,406.00	73,358.39
OTHER FINANCING SOURCES (USES)										
6001 OTHER FINANCING SOURCES	0.00	0.00	0	0.00	0	0.00	0	0.00	14,767.00	14,767.00
TOTAL OTHER FINANCING SOURCES (USES)	0.00	0.00		0.00		0.00		0.00	14,767.00	14,767.00
NET CHANGE IN FUND BALANCE	0.00	-3,995.00		0.00		-10,047.61		0.00	-68,639.00	-58,591.39



FUND DEPT 3105-052 : CAPITAL ASSET REPLCMT FND - COURT SERVICES -PROBATION

6/12/2023 10:05:15 AM

PERIOD ENDING 5/31/2023

	ACTUAL LAST YEAR			ACTUAL THIS YEAR				ENCUMBRANCE	BUDGET	UNENCUMBERED BALANCE
	CURRENT MONTH	YEAR TO DATE	%	CURRENT MONTH	%	YEAR TO DATE	%			
EXPENDITURES										
5010 COMMODITIES	4,233.16	4,233.16	33	12,950.00	16	12,950.00	16	30,770.00	82,825.00	39,105.00
8000 CAPITAL OUTLAY	0.00	0.00	0	0.00	0	0.00	0	0.00	7,601.00	7,601.00
TOTAL EXPENDITURES	4,233.16	4,233.16	15	12,950.00	14	12,950.00	14	30,770.00	90,426.00	46,706.00
OTHER FINANCING SOURCES (USES)										
6001 OTHER FINANCING SOURCES	0.00	0.00	0	0.00	0	0.00	0	0.00	39,523.00	39,523.00
TOTAL OTHER FINANCING SOURCES (USES)	0.00	0.00		0.00		0.00		0.00	39,523.00	39,523.00
NET CHANGE IN FUND BALANCE	-4,233.16	-4,233.16		-12,950.00		-12,950.00		-30,770.00	-50,903.00	-7,183.00



FUND DEPT 3105-059 : CAPITAL ASSET REPLCMT FND - FACILITIES PLANNING

6/12/2023 10:05:15 AM


PERIOD ENDING 5/31/2023

	ACTUAL LAST YEAR			ACTUAL THIS YEAR				ENCUMBRANCE	BUDGET	UNENCUMBERED BALANCE
	CURRENT MONTH	YEAR TO DATE	%	CURRENT MONTH	%	YEAR TO DATE	%			
REVENUES										
4008 INVESTMENT EARNINGS	0.00	0.00	0	96,475.96	0	288,168.78	0	0.00	0.00	-288,168.78
4009 MISCELLANEOUS REVENUES	0.00	0.00	0	0.00	0	130,995.62	0	0.00	0.00	-130,995.62
TOTAL REVENUES	0.00	0.00	0	96,475.96	0	419,164.40	0	0.00	0.00	-419,164.40
EXPENDITURES										
5010 COMMODITIES	14,295.00	14,295.00	0	0.00	0	0.00	0	0.00	0.00	0.00
5020 SERVICES	12,991.60	30,126.97	5	0.00	0	7,251.96	2	0.00	350,000.00	342,748.04
8000 CAPITAL OUTLAY	158,154.95	1,405,611.70	31	3,162,780.14	7	4,866,709.58	10	53,629.17	46,916,315.00	41,995,976.25
TOTAL EXPENDITURES	185,441.55	1,450,033.67	28	3,162,780.14	7	4,873,961.54	10	53,629.17	47,266,315.00	42,338,724.29
OTHER FINANCING SOURCES (USES)										
6001 OTHER FINANCING SOURCES	0.00	0.00	0	0.00	0	0.00	0	0.00	9,460,000.00	9,460,000.00
TOTAL OTHER FINANCING SOURCES (USES)	0.00	0.00		0.00		0.00		0.00	9,460,000.00	9,460,000.00
NET CHANGE IN FUND BALANCE	-185,441.55	-1,450,033.67		-3,066,304.18		-4,454,797.14		-53,629.17	-37,806,315.00	-33,297,888.69



PERIOD ENDING 5/31/2023

	ACTUAL LAST YEAR			ACTUAL THIS YEAR				ENCUMBRANCE	BUDGET	UNENCUMBERED BALANCE
	CURRENT MONTH	YEAR TO DATE	%	CURRENT MONTH	%	YEAR TO DATE	%			
EXPENDITURES										
5010 COMMODITIES	0.00	0.00	0	0.00	0	0.00	0	0.00	73,150.00	73,150.00
8000 CAPITAL OUTLAY	0.00	23,182.00	30	0.00	0	0.00	0	69,393.00	102,150.00	32,757.00
TOTAL EXPENDITURES	0.00	23,182.00	27	0.00	0	0.00	0	69,393.00	175,300.00	105,907.00
OTHER FINANCING SOURCES (USES)										
6001 OTHER FINANCING SOURCES	0.00	0.00	0	0.00	0	0.00	0	0.00	135,247.00	135,247.00
TOTAL OTHER FINANCING SOURCES (USES)	0.00	0.00		0.00		0.00		0.00	135,247.00	135,247.00
NET CHANGE IN FUND BALANCE	0.00	-23,182.00		0.00		0.00		-69,393.00	-40,053.00	29,340.00



FUND DEPT 3105-077 : CAPITAL ASSET REPLCMT FND - ZONING AND ENFORCE (P&Z)

6/12/2023 10:05:15 AM

PERIOD ENDING 5/31/2023

	ACTUAL LAST YEAR			ACTUAL THIS YEAR				ENCUMBRANCE	BUDGET	UNENCUMBERED BALANCE
	CURRENT MONTH	YEAR TO DATE	%	CURRENT MONTH	%	YEAR TO DATE	%			
EXPENDITURES										
5010 COMMODITIES	0.00	0.00	0	0.00	0	0.00	0	0.00	3,900.00	3,900.00
5020 SERVICES	0.00	0.00	0	0.00	0	0.00	0	0.00	30,080.00	30,080.00
TOTAL EXPENDITURES	0.00	0.00	0	0.00	0	0.00	0	0.00	33,980.00	33,980.00
OTHER FINANCING SOURCES (USES)										
6001 OTHER FINANCING SOURCES	0.00	0.00	0	0.00	0	0.00	0	0.00	6,455.00	6,455.00
TOTAL OTHER FINANCING SOURCES (USES)	0.00	0.00		0.00		0.00		0.00	6,455.00	6,455.00
NET CHANGE IN FUND BALANCE	0.00	0.00		0.00		0.00		0.00	-27,525.00	-27,525.00



FUND DEPT 3105-140 : CAPITAL ASSET REPLCMT FND - CORRECTIONAL CENTER

6/12/2023 10:05:15 AM

PERIOD ENDING 5/31/2023

	ACTUAL LAST YEAR			ACTUAL THIS YEAR				ENCUMBRANCE	BUDGET	UNENCUMBERED BALANCE
	CURRENT MONTH	YEAR TO DATE	%	CURRENT MONTH	%	YEAR TO DATE	%			
EXPENDITURES										
5010 COMMODITIES	0.00	0.00	0	0.00	0	0.00	0	0.00	32,422.00	32,422.00
5020 SERVICES	0.00	81,608.25	47	0.00	0	52,995.00	35	0.00	150,114.00	97,119.00
8000 CAPITAL OUTLAY	0.00	0.00	0	0.00	0	0.00	0	0.00	214,335.00	214,335.00
TOTAL EXPENDITURES	0.00	81,608.25	23	0.00	0	52,995.00	13	0.00	396,871.00	343,876.00
OTHER FINANCING SOURCES (USES)										
6001 OTHER FINANCING SOURCES	0.00	0.00	0	0.00	0	0.00	0	0.00	250,579.00	250,579.00
TOTAL OTHER FINANCING SOURCES (USES)	0.00	0.00		0.00		0.00		0.00	250,579.00	250,579.00
NET CHANGE IN FUND BALANCE	0.00	-81,608.25		0.00		-52,995.00		0.00	-146,292.00	-93,297.00



FUND DEPT 3303-010 : COURT COMPLEX CONSTR FUND - COUNTY BOARD

6/12/2023 10:05:15 AM

PERIOD ENDING 5/31/2023

	ACTUAL LAST YEAR			ACTUAL THIS YEAR				ENCUMBRANCE	BUDGET	UNENCUMBERED BALANCE
	CURRENT MONTH	YEAR TO DATE	%	CURRENT MONTH	%	YEAR TO DATE	%			
REVENUES										
4008 INVESTMENT EARNINGS	24.72	48.86	195	0.42	1	-43.73	-87	0.00	50.00	93.73
TOTAL REVENUES	24.72	48.86	195	0.42	1	-43.73	-87	0.00	50.00	93.73
EXPENDITURES										
5020 SERVICES	0.00	0.00	0	0.00	0	0.00	0	0.00	17,133.00	17,133.00
TOTAL EXPENDITURES	0.00	0.00	0	0.00	0	0.00	0	0.00	17,133.00	17,133.00
OTHER FINANCING SOURCES (USES)										
TOTAL OTHER FINANCING SOURCES (USES)	0.00	0.00		0.00		0.00		0.00	0.00	0.00
NET CHANGE IN FUND BALANCE	24.72	48.86		0.42		-43.73		0.00	-17,083.00	-17,039.27



FUND DEPT 4074-010 : 2003 NURS HM BOND DBT SRV - COUNTY BOARD

6/12/2023 10:05:15 AM

PERIOD ENDING 5/31/2023

	ACTUAL LAST YEAR			ACTUAL THIS YEAR				ENCUMBRANCE	BUDGET	UNENCUMBERED BALANCE
	CURRENT MONTH	YEAR TO DATE	%	CURRENT MONTH	%	YEAR TO DATE	%			
REVENUES										
TOTAL REVENUES	<i>0.00</i>	<i>0.00</i>	<i>0</i>	<i>0.00</i>	<i>0</i>	<i>0.00</i>	<i>0</i>	<i>0.00</i>	<i>0.00</i>	<i>0.00</i>
EXPENDITURES										
TOTAL EXPENDITURES	<i>0.00</i>	<i>0.00</i>	<i>0</i>	<i>0.00</i>	<i>0</i>	<i>0.00</i>	<i>0</i>	<i>0.00</i>	<i>0.00</i>	<i>0.00</i>
OTHER FINANCING SOURCES (USES)										
TOTAL OTHER FINANCING SOURCES (USES)	<i>0.00</i>	<i>0.00</i>		<i>0.00</i>		<i>0.00</i>		<i>0.00</i>	<i>0.00</i>	<i>0.00</i>
NET CHANGE IN FUND BALANCE	0.00	0.00		0.00		0.00		0.00	0.00	0.00



FUND DEPT 4350-010 : HWY FACIL BOND DEBT SERVICE - COUNTY BOARD

6/12/2023 10:05:15 AM

PERIOD ENDING 5/31/2023

	ACTUAL LAST YEAR			ACTUAL THIS YEAR				ENCUMBRANCE	BUDGET	UNENCUMBERED BALANCE
	CURRENT MONTH	YEAR TO DATE	%	CURRENT MONTH	%	YEAR TO DATE	%			
REVENUES										
TOTAL REVENUES	0.00	0.00	0	0.00	0	0.00	0	0.00	0.00	0.00
OTHER FINANCING SOURCES (USES)										
TOTAL OTHER FINANCING SOURCES (USES)	0.00	0.00		0.00		0.00		0.00	0.00	0.00
NET CHANGE IN FUND BALANCE	0.00	0.00		0.00		0.00		0.00	0.00	0.00



FUND DEPT 5081-075 : NURSING HOME - GENERAL COUNTY

6/12/2023 10:05:15 AM

PERIOD ENDING 5/31/2023

	ACTUAL LAST YEAR			ACTUAL THIS YEAR				ENCUMBRANCE	BUDGET	UNENCUMBERED BALANCE
	CURRENT MONTH	YEAR TO DATE	%	CURRENT MONTH	%	YEAR TO DATE	%			
OTHER FINANCING SOURCES (USES)										
TOTAL OTHER FINANCING SOURCES (USES)	<i>0.00</i>	<i>0.00</i>		<i>0.00</i>		<i>0.00</i>		<i>0.00</i>	<i>0.00</i>	<i>0.00</i>
NET CHANGE IN FUND BALANCE	0.00	0.00		0.00		0.00		0.00	0.00	0.00



FUND DEPT 5081-120 : NURSING HOME - EMPLOYEE GROUP INSURANCE

6/12/2023 10:05:15 AM

PERIOD ENDING 5/31/2023

	ACTUAL LAST YEAR			ACTUAL THIS YEAR				ENCUMBRANCE	BUDGET	UNENCUMBERED BALANCE
	CURRENT MONTH	YEAR TO DATE	%	CURRENT MONTH	%	YEAR TO DATE	%			
OTHER FINANCING SOURCES (USES)										
TOTAL OTHER FINANCING SOURCES (USES)	<i>0.00</i>	<i>0.00</i>		<i>0.00</i>		<i>0.00</i>		<i>0.00</i>	<i>0.00</i>	<i>0.00</i>
NET CHANGE IN FUND BALANCE	0.00	0.00		0.00		0.00		0.00	0.00	0.00



FUND DEPT 5081-405 : NURSING HOME - NURSING HOME TRANSITION

6/12/2023 10:05:15 AM

PERIOD ENDING 5/31/2023

	ACTUAL LAST YEAR			ACTUAL THIS YEAR				ENCUMBRANCE	BUDGET	UNENCUMBERED BALANCE
	CURRENT MONTH	YEAR TO DATE	%	CURRENT MONTH	%	YEAR TO DATE	%			
REVENUES										
4009 MISCELLANEOUS REVENUES	111,265.38	111,265.38	101	0.00	0	0.00	0	0.00	0.00	0.00
TOTAL REVENUES	111,265.38	111,265.38	101	0.00	0	0.00	0	0.00	0.00	0.00
EXPENDITURES										
TOTAL EXPENDITURES	0.00	0.00	0	0.00	0	0.00	0	0.00	0.00	0.00
OTHER FINANCING SOURCES (USES)										
TOTAL OTHER FINANCING SOURCES (USES)	0.00	0.00		0.00		0.00		0.00	0.00	0.00
NET CHANGE IN FUND BALANCE	111,265.38	111,265.38		0.00		0.00		0.00	0.00	0.00



FUND DEPT 5081-410 : NURSING HOME - ADMINISTRATIVE

6/12/2023 10:05:15 AM

PERIOD ENDING 5/31/2023

	ACTUAL LAST YEAR			ACTUAL THIS YEAR				ENCUMBRANCE	BUDGET	UNENCUMBERED BALANCE
	CURRENT MONTH	YEAR TO DATE	%	CURRENT MONTH	%	YEAR TO DATE	%			
REVENUES										
4008 INVESTMENT EARNINGS	59.46	125.02	0	4.10	1	1,420.72	355	0.00	400.00	-1,020.72
TOTAL REVENUES	59.46	125.02	0	4.10	1	1,420.72	355	0.00	400.00	-1,020.72
EXPENDITURES										
5020 SERVICES	0.00	12,007.80	48	11,149.50	7	32,368.10	20	0.00	165,000.00	132,631.90
TOTAL EXPENDITURES	0.00	12,007.80	48	11,149.50	7	32,368.10	20	0.00	165,000.00	132,631.90
OTHER FINANCING SOURCES (USES)										
TOTAL OTHER FINANCING SOURCES (USES)	0.00	0.00		0.00		0.00		0.00	0.00	0.00
NET CHANGE IN FUND BALANCE	59.46	-11,882.78		-11,145.40		-30,947.38		0.00	-164,600.00	-133,652.62



FUND DEPT 5081-415 : NURSING HOME - ENVIRONMENTAL SERVICES

6/12/2023 10:05:15 AM

PERIOD ENDING 5/31/2023

	ACTUAL LAST YEAR			ACTUAL THIS YEAR				ENCUMBRANCE	BUDGET	UNENCUMBERED BALANCE
	CURRENT MONTH	YEAR TO DATE	%	CURRENT MONTH	%	YEAR TO DATE	%			
EXPENDITURES										
TOTAL EXPENDITURES	0.00	0.00	0	0.00	0	0.00	0	0.00	0.00	0.00
NET CHANGE IN FUND BALANCE	0.00	0.00		0.00		0.00		0.00	0.00	0.00



FUND DEPT 5081-420 : NURSING HOME - LAUNDRY

6/12/2023 10:05:15 AM

PERIOD ENDING 5/31/2023

	ACTUAL LAST YEAR			ACTUAL THIS YEAR				ENCUMBRANCE	BUDGET	UNENCUMBERED BALANCE
	CURRENT MONTH	YEAR TO DATE	%	CURRENT MONTH	%	YEAR TO DATE	%			
EXPENDITURES										
TOTAL EXPENDITURES	0.00	0.00	0	0.00	0	0.00	0	0.00	0.00	0.00
NET CHANGE IN FUND BALANCE	0.00	0.00		0.00		0.00		0.00	0.00	0.00



FUND DEPT 5081-425 : NURSING HOME - MAINTENANCE

6/12/2023 10:05:15 AM

PERIOD ENDING 5/31/2023

	ACTUAL LAST YEAR			ACTUAL THIS YEAR				ENCUMBRANCE	BUDGET	UNENCUMBERED BALANCE
	CURRENT MONTH	YEAR TO DATE	%	CURRENT MONTH	%	YEAR TO DATE	%			
EXPENDITURES										
TOTAL EXPENDITURES	0.00	0.00	0	0.00	0	0.00	0	0.00	0.00	0.00
NET CHANGE IN FUND BALANCE	0.00	0.00		0.00		0.00		0.00	0.00	0.00



FUND DEPT 5081-430 : NURSING HOME - NURSING SERVICES

6/12/2023 10:05:15 AM

PERIOD ENDING 5/31/2023

	ACTUAL LAST YEAR			ACTUAL THIS YEAR				ENCUMBRANCE	BUDGET	UNENCUMBERED BALANCE
	CURRENT MONTH	YEAR TO DATE	%	CURRENT MONTH	%	YEAR TO DATE	%			
EXPENDITURES										
TOTAL EXPENDITURES	0.00	0.00	0	0.00	0	0.00	0	0.00	0.00	0.00
NET CHANGE IN FUND BALANCE	0.00	0.00		0.00		0.00		0.00	0.00	0.00



FUND DEPT 5081-440 : NURSING HOME - ACTIVITIES

6/12/2023 10:05:15 AM

PERIOD ENDING 5/31/2023

	ACTUAL LAST YEAR			ACTUAL THIS YEAR				ENCUMBRANCE	BUDGET	UNENCUMBERED BALANCE
	CURRENT MONTH	YEAR TO DATE	%	CURRENT MONTH	%	YEAR TO DATE	%			
EXPENDITURES										
TOTAL EXPENDITURES	0.00	0.00	0	0.00	0	0.00	0	0.00	0.00	0.00
NET CHANGE IN FUND BALANCE	0.00	0.00		0.00		0.00		0.00	0.00	0.00



FUND DEPT 5081-441 : NURSING HOME - SOCIAL SERVICES

6/12/2023 10:05:15 AM

PERIOD ENDING 5/31/2023

	ACTUAL LAST YEAR			ACTUAL THIS YEAR				ENCUMBRANCE	BUDGET	UNENCUMBERED BALANCE
	CURRENT MONTH	YEAR TO DATE	%	CURRENT MONTH	%	YEAR TO DATE	%			
EXPENDITURES										
TOTAL EXPENDITURES	0.00	0.00	0	0.00	0	0.00	0	0.00	0.00	0.00
NET CHANGE IN FUND BALANCE	0.00	0.00		0.00		0.00		0.00	0.00	0.00



FUND DEPT 5081-445 : NURSING HOME - PHYSICAL THERAPY

6/12/2023 10:05:15 AM

PERIOD ENDING 5/31/2023

	ACTUAL LAST YEAR			ACTUAL THIS YEAR				ENCUMBRANCE	BUDGET	UNENCUMBERED BALANCE
	CURRENT MONTH	YEAR TO DATE	%	CURRENT MONTH	%	YEAR TO DATE	%			
EXPENDITURES										
TOTAL EXPENDITURES	0.00	0.00	0	0.00	0	0.00	0	0.00	0.00	0.00
NET CHANGE IN FUND BALANCE	0.00	0.00		0.00		0.00		0.00	0.00	0.00




FUND DEPT 5081-446 : NURSING HOME - OCCUPATIONAL THERAPY

6/12/2023 10:05:15 AM

PERIOD ENDING 5/31/2023

	ACTUAL LAST YEAR			ACTUAL THIS YEAR				ENCUMBRANCE	BUDGET	UNENCUMBERED BALANCE
	CURRENT MONTH	YEAR TO DATE	%	CURRENT MONTH	%	YEAR TO DATE	%			
EXPENDITURES										
TOTAL EXPENDITURES	0.00	0.00	0	0.00	0	0.00	0	0.00	0.00	0.00
NET CHANGE IN FUND BALANCE	0.00	0.00		0.00		0.00		0.00	0.00	0.00



FUND DEPT 5081-447 : NURSING HOME - RESPIRATORY THERAPY

6/12/2023 10:05:15 AM

PERIOD ENDING 5/31/2023

	ACTUAL LAST YEAR			ACTUAL THIS YEAR				ENCUMBRANCE	BUDGET	UNENCUMBERED BALANCE
	CURRENT MONTH	YEAR TO DATE	%	CURRENT MONTH	%	YEAR TO DATE	%			
EXPENDITURES										
TOTAL EXPENDITURES	0.00	0.00	0	0.00	0	0.00	0	0.00	0.00	0.00
NET CHANGE IN FUND BALANCE	0.00	0.00		0.00		0.00		0.00	0.00	0.00



FUND DEPT 5081-448 : NURSING HOME - SPEECH THERAPY

6/12/2023 10:05:15 AM

PERIOD ENDING 5/31/2023

	ACTUAL LAST YEAR			ACTUAL THIS YEAR				ENCUMBRANCE	BUDGET	UNENCUMBERED BALANCE
	CURRENT MONTH	YEAR TO DATE	%	CURRENT MONTH	%	YEAR TO DATE	%			
EXPENDITURES										
TOTAL EXPENDITURES	0.00	0.00	0	0.00	0	0.00	0	0.00	0.00	0.00
NET CHANGE IN FUND BALANCE	0.00	0.00		0.00		0.00		0.00	0.00	0.00




FUND DEPT 5081-450 : NURSING HOME - DIETARY

6/12/2023 10:05:15 AM

PERIOD ENDING 5/31/2023

	ACTUAL LAST YEAR			ACTUAL THIS YEAR				ENCUMBRANCE	BUDGET	UNENCUMBERED BALANCE
	CURRENT MONTH	YEAR TO DATE	%	CURRENT MONTH	%	YEAR TO DATE	%			
EXPENDITURES										
TOTAL EXPENDITURES	0.00	0.00	0	0.00	0	0.00	0	0.00	0.00	0.00
NET CHANGE IN FUND BALANCE	0.00	0.00		0.00		0.00		0.00	0.00	0.00



FUND DEPT 5081-455 : NURSING HOME - BEAUTY SHOP

6/12/2023 10:05:15 AM

PERIOD ENDING 5/31/2023

	ACTUAL LAST YEAR			ACTUAL THIS YEAR				ENCUMBRANCE	BUDGET	UNENCUMBERED BALANCE
	CURRENT MONTH	YEAR TO DATE	%	CURRENT MONTH	%	YEAR TO DATE	%			
EXPENDITURES										
TOTAL EXPENDITURES	0.00	0.00	0	0.00	0	0.00	0	0.00	0.00	0.00
NET CHANGE IN FUND BALANCE	0.00	0.00		0.00		0.00		0.00	0.00	0.00



FUND DEPT 5081-460 : NURSING HOME - ADULT DAY CARE

6/12/2023 10:05:15 AM

PERIOD ENDING 5/31/2023

	ACTUAL LAST YEAR			ACTUAL THIS YEAR				ENCUMBRANCE	BUDGET	UNENCUMBERED BALANCE
	CURRENT MONTH	YEAR TO DATE	%	CURRENT MONTH	%	YEAR TO DATE	%			
EXPENDITURES										
TOTAL EXPENDITURES	0.00	0.00	0	0.00	0	0.00	0	0.00	0.00	0.00
NET CHANGE IN FUND BALANCE	0.00	0.00		0.00		0.00		0.00	0.00	0.00



FUND DEPT 5081-462 : NURSING HOME - ALZHEIMERS UNIT

6/12/2023 10:05:15 AM

PERIOD ENDING 5/31/2023

	ACTUAL LAST YEAR			ACTUAL THIS YEAR				ENCUMBRANCE	BUDGET	UNENCUMBERED BALANCE
	CURRENT MONTH	YEAR TO DATE	%	CURRENT MONTH	%	YEAR TO DATE	%			
EXPENDITURES										
TOTAL EXPENDITURES	0.00	0.00	0	0.00	0	0.00	0	0.00	0.00	0.00
NET CHANGE IN FUND BALANCE	0.00	0.00		0.00		0.00		0.00	0.00	0.00



FUND DEPT 6476-118 : SELF-FUNDED INSURANCE - PROPERTY/LIABILITY INSUR

6/12/2023 10:05:15 AM

PERIOD ENDING 5/31/2023

	ACTUAL LAST YEAR			ACTUAL THIS YEAR				ENCUMBRANCE	BUDGET	UNENCUMBERED BALANCE
	CURRENT MONTH	YEAR TO DATE	%	CURRENT MONTH	%	YEAR TO DATE	%			
REVENUES										
4007 CHARGES FOR SERVICES	0.00	0.00	0	0.00	0	0.00	0	0.00	1,541,801.00	1,541,801.00
4009 MISCELLANEOUS REVENUES	20.00	20.00	0	0.00	0	678.50	0	0.00	0.00	-678.50
TOTAL REVENUES	20.00	20.00	0	0.00	0	678.50	0	0.00	1,541,801.00	1,541,122.50
EXPENDITURES										
5020 SERVICES	246,768.56	830,492.54	40	134,835.54	8	591,565.53	33	0.00	1,786,143.00	1,194,577.47
TOTAL EXPENDITURES	246,768.56	830,492.54	40	134,835.54	8	591,565.53	33	0.00	1,786,143.00	1,194,577.47
OTHER FINANCING SOURCES (USES)										
6001 OTHER FINANCING SOURCES	144,880.00	144,880.00	58	0.00	0	0.00	0	0.00	250,000.00	250,000.00
7001 OTHER FINANCING USES	0.00	0.00	0	0.00	0	0.00	0	0.00	-5,739.00	-5,739.00
TOTAL OTHER FINANCING SOURCES (USES)	144,880.00	144,880.00		0.00		0.00		0.00	244,261.00	244,261.00
NET CHANGE IN FUND BALANCE	-101,868.56	-685,592.54		-134,835.54		-590,887.03		0.00	-81.00	590,806.03



FUND DEPT 6476-119 : SELF-FUNDED INSURANCE - WORKERS COMP INSURANCE

6/12/2023 10:05:15 AM

PERIOD ENDING 5/31/2023

	ACTUAL LAST YEAR			ACTUAL THIS YEAR				ENCUMBRANCE	BUDGET	UNENCUMBERED BALANCE
	CURRENT MONTH	YEAR TO DATE	%	CURRENT MONTH	%	YEAR TO DATE	%			
REVENUES										
4007 CHARGES FOR SERVICES	94,448.89	410,227.56	43	99,939.33	10	370,395.07	38	0.00	982,390.00	611,994.93
4008 INVESTMENT EARNINGS	1,205.96	3,056.27	191	44.30	1	28,498.49	570	0.00	5,000.00	-23,498.49
TOTAL REVENUES	95,654.85	413,283.83	43	99,983.63	10	398,893.56	40	0.00	987,390.00	588,496.44
EXPENDITURES										
5003 FRINGE BENEFITS	32,249.89	213,420.29	23	109,338.24	11	409,968.06	42	0.00	968,025.00	558,056.94
5010 COMMODITIES	0.00	0.00	0	0.00	0	0.00	0	0.00	50.00	50.00
5020 SERVICES	0.00	0.00	0	0.00	0	0.00	0	0.00	8,000.00	8,000.00
TOTAL EXPENDITURES	32,249.89	213,420.29	23	109,338.24	11	409,968.06	42	0.00	976,075.00	566,106.94
OTHER FINANCING SOURCES (USES)										
7001 OTHER FINANCING USES	0.00	0.00	0	0.00	0	0.00	0	0.00	-11,478.00	-11,478.00
TOTAL OTHER FINANCING SOURCES (USES)	0.00	0.00		0.00		0.00		0.00	-11,478.00	-11,478.00
NET CHANGE IN FUND BALANCE	63,404.96	199,863.54		-9,354.61		-11,074.50		0.00	-163.00	10,911.50



FUND DEPT 6620-120 : HEALTH-LIFE INSURANCE - EMPLOYEE GROUP INSURANCE

6/12/2023 10:05:15 AM

PERIOD ENDING 5/31/2023

	ACTUAL LAST YEAR			ACTUAL THIS YEAR				ENCUMBRANCE	BUDGET	UNENCUMBERED BALANCE
	CURRENT MONTH	YEAR TO DATE	%	CURRENT MONTH	%	YEAR TO DATE	%			
REVENUES										
4007 CHARGES FOR SERVICES	966,758.34	2,691,811.54	0	4,544.80	0	22,793.16	0	0.00	7,558,400.00	7,535,606.84
4008 INVESTMENT EARNINGS	14.57	109.02	0	1.69	1	2,471.39	123 6	0.00	200.00	-2,271.39
TOTAL REVENUES	966,772.91	2,691,920.56	36	4,546.49	0	25,264.55	0	0.00	7,558,600.00	7,533,335.45
EXPENDITURES										
5003 FRINGE BENEFITS	1,061,905.58	3,239,979.65	44	2,998.06	0	6,269.44	0	0.00	7,500,000.00	7,493,730.56
5010 COMMODITIES	0.00	0.00	0	0.00	0	540.50	100	0.00	540.50	0.00
5020 SERVICES	0.00	0.00	0	2,150.00	4	52,150.00	90	0.00	58,059.50	5,909.50
TOTAL EXPENDITURES	1,061,905.58	3,239,979.65	44	5,148.06	0	58,959.94	1	0.00	7,558,600.00	7,499,640.06
OTHER FINANCING SOURCES (USES)										
TOTAL OTHER FINANCING SOURCES (USES)	0.00	0.00		0.00		0.00		0.00	0.00	0.00
NET CHANGE IN FUND BALANCE	-95,132.67	-548,059.09		-601.57		-33,695.39		0.00	0.00	33,695.39



FUND DEPT 7086-060 : TOWNSHIP MOTOR FUEL TAX - HIGHWAY

6/12/2023 10:05:15 AM

PERIOD ENDING 5/31/2023

	ACTUAL LAST YEAR			ACTUAL THIS YEAR				ENCUMBRANCE	BUDGET	UNENCUMBERED BALANCE
	CURRENT MONTH	YEAR TO DATE	%	CURRENT MONTH	%	YEAR TO DATE	%			
REVENUES										
4004 INTERGOVERNMENTAL REVENUE	263,375.67	975,990.43	0	278,713.42	0	1,107,273.05	0	0.00	0.00	-1,107,273.05
4008 INVESTMENT EARNINGS	1,214.25	2,738.49	0	61.94	0	53,727.21	0	0.00	0.00	-53,727.21
TOTAL REVENUES	264,589.92	978,728.92	0	278,775.36	0	1,161,000.26	0	0.00	0.00	-1,161,000.26
EXPENDITURES										
5020 SERVICES	522.30	12,531.90	0	210,166.77	4	271,362.14	5	0.00	5,000,000.00	4,728,637.86
TOTAL EXPENDITURES	522.30	12,531.90	0	210,166.77	4	271,362.14	5	0.00	5,000,000.00	4,728,637.86
NET CHANGE IN FUND BALANCE	264,067.62	966,197.02		68,608.59		889,638.12		0.00	-5,000,000.00	-5,889,638.12



FUND DEPT 7087-060 : TOWNSHIP BRIDGE - HIGHWAY

6/12/2023 10:05:15 AM

PERIOD ENDING 5/31/2023

	ACTUAL LAST YEAR			ACTUAL THIS YEAR				ENCUMBRANCE	BUDGET	UNENCUMBERED BALANCE
	CURRENT MONTH	YEAR TO DATE	%	CURRENT MONTH	%	YEAR TO DATE	%			
REVENUES										
4008 INVESTMENT EARNINGS	12.85	32.16	0	0.01	0	75.53	0	0.00	0.00	-75.53
TOTAL REVENUES	12.85	32.16	0	0.01	0	75.53	0	0.00	0.00	-75.53
EXPENDITURES										
TOTAL EXPENDITURES	0.00	0.00	0	0.00	0	0.00	0	0.00	0.00	0.00
NET CHANGE IN FUND BALANCE	12.85	32.16		0.01		75.53		0.00	0.00	-75.53



FUND DEPT 7097-026 : ESTATE - COUNTY TREASURER

6/12/2023 10:05:15 AM

PERIOD ENDING 5/31/2023

	ACTUAL LAST YEAR			ACTUAL THIS YEAR				ENCUMBRANCE	BUDGET	UNENCUMBERED BALANCE
	CURRENT MONTH	YEAR TO DATE	%	CURRENT MONTH	%	YEAR TO DATE	%			
REVENUES										
4008 INVESTMENT EARNINGS	17.35	41.33	0	0.00	0	0.00	0	0.00	0.00	0.00
TOTAL REVENUES	17.35	41.33	0	0.00	0	0.00	0	0.00	0.00	0.00
NET CHANGE IN FUND BALANCE	17.35	41.33		0.00		0.00		0.00	0.00	0.00



FUND DEPT 7667-026 : PROPERTY CONDEMNATIONS - COUNTY TREASURER

6/12/2023 10:05:15 AM

PERIOD ENDING 5/31/2023

	ACTUAL LAST YEAR			ACTUAL THIS YEAR				ENCUMBRANCE	BUDGET	UNENCUMBERED BALANCE
	CURRENT MONTH	YEAR TO DATE	%	CURRENT MONTH	%	YEAR TO DATE	%			
REVENUES										
4008 INVESTMENT EARNINGS	83.91	207.94	0	0.00	0	0.00	0	0.00	0.00	0.00
TOTAL REVENUES	83.91	207.94	0	0.00	0	0.00	0	0.00	0.00	0.00
OTHER FINANCING SOURCES (USES)										
TOTAL OTHER FINANCING SOURCES (USES)	0.00	0.00		0.00		0.00		0.00	0.00	0.00
NET CHANGE IN FUND BALANCE	83.91	207.94		0.00		0.00		0.00	0.00	0.00



FUND DEPT 7687-040 : SHERIFF FORECLOSURES - SHERIFF

6/12/2023 10:05:15 AM

PERIOD ENDING 5/31/2023

	ACTUAL LAST YEAR			ACTUAL THIS YEAR				ENCUMBRANCE	BUDGET	UNENCUMBERED BALANCE
	CURRENT MONTH	YEAR TO DATE	%	CURRENT MONTH	%	YEAR TO DATE	%			
REVENUES										
4008 INVESTMENT EARNINGS	311.05	633.19	0	0.00	0	0.00	0	0.00	0.00	0.00
TOTAL REVENUES	311.05	633.19	0	0.00	0	0.00	0	0.00	0.00	0.00
OTHER FINANCING SOURCES (USES)										
6001 OTHER FINANCING SOURCES	374,447.00	803,547.00	0	285,548.26	0	1,396,491.81	0	0.00	0.00	-1,396,491.81
TOTAL OTHER FINANCING SOURCES (USES)	374,447.00	803,547.00		285,548.26		1,396,491.81		0.00	0.00	-1,396,491.81
NET CHANGE IN FUND BALANCE	374,758.05	804,180.19		285,548.26		1,396,491.81		0.00	0.00	-1,396,491.81



FUND DEPT 7699-020 : GARNISHMENTS - AUDITOR

6/12/2023 10:05:15 AM

PERIOD ENDING 5/31/2023

	ACTUAL LAST YEAR			ACTUAL THIS YEAR				ENCUMBRANCE	BUDGET	UNENCUMBERED BALANCE
	CURRENT MONTH	YEAR TO DATE	%	CURRENT MONTH	%	YEAR TO DATE	%			
REVENUES										
4008 INVESTMENT EARNINGS	0.00	1.94	0	0.00	0	0.00	0	0.00	0.00	0.00
TOTAL REVENUES	0.00	1.94	0	0.00	0	0.00	0	0.00	0.00	0.00
OTHER FINANCING SOURCES (USES)										
6001 OTHER FINANCING SOURCES	6,752.77	36,442.07	0	0.00	0	0.00	0	0.00	0.00	0.00
TOTAL OTHER FINANCING SOURCES (USES)	6,752.77	36,442.07		0.00		0.00		0.00	0.00	0.00
NET CHANGE IN FUND BALANCE	6,752.77	36,444.01		0.00		0.00		0.00	0.00	0.00



PERIOD ENDING 5/31/2023

	ACTUAL LAST YEAR			ACTUAL THIS YEAR				ENCUMBRANCE	BUDGET	UNENCUMBERED BALANCE
	CURRENT MONTH	YEAR TO DATE	%	CURRENT MONTH	%	YEAR TO DATE	%			
REVENUES										
4004 INTERGOVERNMENTAL REVENUE	11,434.48	97,880.12	18	84,586.64	15	91,231.14	17	0.00	546,436.00	455,204.86
4007 CHARGES FOR SERVICES	1,218.86	10,811.47	20	5,279.71	9	6,004.17	10	0.00	60,500.00	54,495.83
4008 INVESTMENT EARNINGS	141.04	381.17	76	5.25	1	4,161.97	832	0.00	500.00	-3,661.97
4009 MISCELLANEOUS REVENUES	355.00	2,731.00	22	0.00	0	2,710.00	21	0.00	13,000.00	10,290.00
TOTAL REVENUES	13,149.38	111,803.76	19	89,871.60	14	104,107.28	17	0.00	620,436.00	516,328.72
EXPENDITURES										
5001 SALARIES AND WAGES	29,205.21	137,309.70	35	30,378.17	7	153,229.18	37	0.00	412,332.00	259,102.82
5003 FRINGE BENEFITS	12,643.66	36,559.79	28	7,648.75	6	36,407.35	29	0.00	124,425.00	88,017.65
5010 COMMODITIES	52.96	592.70	12	164.38	3	2,401.37	38	0.00	6,400.00	3,998.63
5020 SERVICES	2,567.96	9,751.03	24	773.04	2	8,103.87	22	0.00	37,035.00	28,931.13
TOTAL EXPENDITURES	44,469.79	184,213.22	32	38,964.34	7	200,141.77	34	0.00	580,192.00	380,050.23
OTHER FINANCING SOURCES (USES)										
7001 OTHER FINANCING USES	0.00	0.00	0	0.00	0	0.00	0	0.00	-61,500.00	-61,500.00
TOTAL OTHER FINANCING SOURCES (USES)	0.00	0.00		0.00		0.00		0.00	-61,500.00	-61,500.00
NET CHANGE IN FUND BALANCE	-31,320.41	-72,409.46		50,907.26		-96,034.49		0.00	-21,256.00	74,778.49



FUND DEPT 8850-112 : GEOG INF SYS JOINT VENTUR - CAPITAL/TECHNOLOGY PURCH

6/12/2023 10:05:15 AM

PERIOD ENDING 5/31/2023

	ACTUAL LAST YEAR			ACTUAL THIS YEAR				ENCUMBRANCE	BUDGET	UNENCUMBERED BALANCE
	CURRENT MONTH	YEAR TO DATE	%	CURRENT MONTH	%	YEAR TO DATE	%			
REVENUES										
TOTAL REVENUES	0.00	0.00	0	0.00	0	0.00	0	0.00	0.00	0.00
EXPENDITURES										
5010 COMMODITIES	2,179.89	3,162.69	16	0.00	0	1,472.21	98	0.00	1,500.00	27.79
5020 SERVICES	4,625.00	53,785.60	84	0.00	0	39,862.31	65	0.00	61,190.00	21,327.69
8000 CAPITAL OUTLAY	0.00	0.00	0	0.00	0	0.00	0	0.00	9,000.00	9,000.00
TOTAL EXPENDITURES	6,804.89	56,948.29	69	0.00	0	41,334.52	58	0.00	71,690.00	30,355.48
OTHER FINANCING SOURCES (USES)										
6001 OTHER FINANCING SOURCES	0.00	0.00	0	0.00	0	0.00	0	0.00	58,500.00	58,500.00
TOTAL OTHER FINANCING SOURCES (USES)	0.00	0.00		0.00		0.00		0.00	58,500.00	58,500.00
NET CHANGE IN FUND BALANCE	-6,804.89	-56,948.29		0.00		-41,334.52		0.00	-13,190.00	28,144.52



FUND DEPT 8850-672 : GEOG INF SYS JOINT VENTUR - AERIAL PHOTOGRAPHY PROJ

6/12/2023 10:05:15 AM

PERIOD ENDING 5/31/2023

	ACTUAL LAST YEAR			ACTUAL THIS YEAR				ENCUMBRANCE	BUDGET	UNENCUMBERED BALANCE
	CURRENT MONTH	YEAR TO DATE	%	CURRENT MONTH	%	YEAR TO DATE	%			
REVENUES										
4004 INTERGOVERNMENTAL REVENUE	0.00	5,873.75	18	15,875.00	15	15,875.00	15	0.00	106,750.00	90,875.00
TOTAL REVENUES	0.00	5,873.75	18	15,875.00	15	15,875.00	15	0.00	106,750.00	90,875.00
EXPENDITURES										
5020 SERVICES	0.00	0.00	0	0.00	0	0.00	0	0.00	185,000.00	185,000.00
TOTAL EXPENDITURES	0.00	0.00	0	0.00	0	0.00	0	0.00	185,000.00	185,000.00
NET CHANGE IN FUND BALANCE	0.00	5,873.75		15,875.00		15,875.00		0.00	-78,250.00	-94,125.00