




FUND DEPT 1080-010 : GENERAL CORPORATE - COUNTY BOARD

2/15/2023 4:06:57 PM

PERIOD ENDING 1/31/2023

	ACTUAL LAST YEAR			ACTUAL THIS YEAR				ENCUMBRANCE	BUDGET	UNENCUMBERED BALANCE
	CURRENT MONTH	YEAR TO DATE	%	CURRENT MONTH	%	YEAR TO DATE	%			
REVENUES										
TOTAL REVENUES	0.00	0.00	0	0.00	0	0.00	0	0.00	0.00	0.00
EXPENDITURES										
5001 SALARIES AND WAGES	4,223.08	4,223.08	2	4,328.08	0	4,328.08	0	0.00	0.00	-4,328.08
5010 COMMODITIES	0.00	0.00	0	21.50	0	21.50	0	0.00	0.00	-21.50
5020 SERVICES	34,558.81	34,558.81	34	55,551.06	0	55,551.06	0	0.00	0.00	-55,551.06
TOTAL EXPENDITURES	38,781.89	38,781.89	14	59,900.64	0	59,900.64	0	0.00	0.00	-59,900.64
NET CHANGE IN FUND BALANCE	-38,781.89	-38,781.89		-59,900.64		-59,900.64		0.00	0.00	59,900.64



FUND DEPT 1080-012 : GENERAL CORPORATE - TORNADO SIRENS

2/15/2023 4:06:57 PM

PERIOD ENDING 1/31/2023

	ACTUAL LAST YEAR			ACTUAL THIS YEAR				ENCUMBRANCE	BUDGET	UNENCUMBERED BALANCE
	CURRENT MONTH	YEAR TO DATE	%	CURRENT MONTH	%	YEAR TO DATE	%			
REVENUES										
4004 INTERGOVERNMENTAL REVENUE	1,453.00	1,453.00	36	0.00	0	0.00	0	0.00	0.00	0.00
TOTAL REVENUES	1,453.00	1,453.00	36	0.00	0	0.00	0	0.00	0.00	0.00
EXPENDITURES										
5020 SERVICES	3,990.00	3,990.00	100	0.00	0	0.00	0	0.00	0.00	0.00
TOTAL EXPENDITURES	3,990.00	3,990.00	100	0.00	0	0.00	0	0.00	0.00	0.00
NET CHANGE IN FUND BALANCE	-2,537.00	-2,537.00		0.00		0.00		0.00	0.00	0.00



FUND DEPT 1080-013 : GENERAL CORPORATE - DEBT SERVICE

2/15/2023 4:06:57 PM

PERIOD ENDING 1/31/2023

	ACTUAL LAST YEAR			ACTUAL THIS YEAR				ENCUMBRANCE	BUDGET	UNENCUMBERED BALANCE
	CURRENT MONTH	YEAR TO DATE	%	CURRENT MONTH	%	YEAR TO DATE	%			
REVENUES										
TOTAL REVENUES	0.00	0.00	0	0.00	0	0.00	0	0.00	0.00	0.00
EXPENDITURES										
TOTAL EXPENDITURES	0.00	0.00	0	0.00	0	0.00	0	0.00	0.00	0.00
OTHER FINANCING SOURCES (USES)										
TOTAL OTHER FINANCING SOURCES (USES)	0.00	0.00		0.00		0.00		0.00	0.00	0.00
NET CHANGE IN FUND BALANCE	0.00	0.00		0.00		0.00		0.00	0.00	0.00



FUND DEPT 1080-016 : GENERAL CORPORATE - ADMINISTRATIVE SERVICES

2/15/2023 4:06:57 PM

PERIOD ENDING 1/31/2023

	ACTUAL LAST YEAR			ACTUAL THIS YEAR				ENCUMBRANCE	BUDGET	UNENCUMBERED BALANCE
	CURRENT MONTH	YEAR TO DATE	%	CURRENT MONTH	%	YEAR TO DATE	%			
REVENUES										
TOTAL REVENUES	0.00	0.00	0	0.00	0	0.00	0	0.00	0.00	0.00
EXPENDITURES										
5001 SALARIES AND WAGES	62,762.63	62,762.63	10	41,300.56	0	41,300.56	0	0.00	0.00	-41,300.56
5010 COMMODITIES	0.00	0.00	0	31,996.59	0	31,996.59	0	0.00	0.00	-31,996.59
5020 SERVICES	462.33	462.33	2	565.00	0	565.00	0	0.00	0.00	-565.00
TOTAL EXPENDITURES	63,224.96	63,224.96	6	73,862.15	0	73,862.15	0	0.00	0.00	-73,862.15
OTHER FINANCING SOURCES (USES)										
TOTAL OTHER FINANCING SOURCES (USES)	0.00	0.00		0.00		0.00		0.00	0.00	0.00
NET CHANGE IN FUND BALANCE	-63,224.96	-63,224.96		-73,862.15		-73,862.15		0.00	0.00	73,862.15



FUND DEPT 1080-017 : GENERAL CORPORATE - COOPERATIVE EXTENSION SRV

2/15/2023 4:06:57 PM

PERIOD ENDING 1/31/2023

	ACTUAL LAST YEAR			ACTUAL THIS YEAR				ENCUMBRANCE	BUDGET	UNENCUMBERED BALANCE
	CURRENT MONTH	YEAR TO DATE	%	CURRENT MONTH	%	YEAR TO DATE	%			
REVENUES										
TOTAL REVENUES	0.00	0.00	0	0.00	0	0.00	0	0.00	0.00	0.00
EXPENDITURES										
TOTAL EXPENDITURES	0.00	0.00	0	0.00	0	0.00	0	0.00	0.00	0.00
NET CHANGE IN FUND BALANCE	0.00	0.00		0.00		0.00		0.00	0.00	0.00



FUND DEPT 1080-020 : GENERAL CORPORATE - AUDITOR

2/15/2023 4:06:57 PM

PERIOD ENDING 1/31/2023

	ACTUAL LAST YEAR			ACTUAL THIS YEAR				ENCUMBRANCE	BUDGET	UNENCUMBERED BALANCE
	CURRENT MONTH	YEAR TO DATE	%	CURRENT MONTH	%	YEAR TO DATE	%			
REVENUES										
4008 INVESTMENT EARNINGS	0.00	0.00	0	14.34	0	14.34	0	0.00	0.00	-14.34
TOTAL REVENUES	0.00	0.00	0	14.34	0	14.34	0	0.00	0.00	-14.34
EXPENDITURES										
5001 SALARIES AND WAGES	22,072.18	22,072.18	6	25,950.02	0	25,950.02	0	0.00	0.00	-25,950.02
5010 COMMODITIES	0.00	0.00	0	84.53	0	84.53	0	0.00	0.00	-84.53
5020 SERVICES	466.67	466.67	4	632.49	0	632.49	0	0.00	0.00	-632.49
TOTAL EXPENDITURES	22,538.85	22,538.85	6	26,667.04	0	26,667.04	0	0.00	0.00	-26,667.04
OTHER FINANCING SOURCES (USES)										
TOTAL OTHER FINANCING SOURCES (USES)	0.00	0.00		0.00		0.00		0.00	0.00	0.00
NET CHANGE IN FUND BALANCE	-22,538.85	-22,538.85		-26,652.70		-26,652.70		0.00	0.00	26,652.70



FUND DEPT 1080-021 : GENERAL CORPORATE - BOARD OF REVIEW

2/15/2023 4:06:57 PM

PERIOD ENDING 1/31/2023

	ACTUAL LAST YEAR			ACTUAL THIS YEAR				ENCUMBRANCE	BUDGET	UNENCUMBERED BALANCE
	CURRENT MONTH	YEAR TO DATE	%	CURRENT MONTH	%	YEAR TO DATE	%			
REVENUES										
TOTAL REVENUES	0.00	0.00	0	0.00	0	0.00	0	0.00	0.00	0.00
EXPENDITURES										
5001 SALARIES AND WAGES	10,359.75	10,359.75	8	10,957.50	0	10,957.50	0	0.00	0.00	-10,957.50
5010 COMMODITIES	6.39	6.39	1	0.00	0	0.00	0	0.00	0.00	0.00
5020 SERVICES	700.00	700.00	14	3,630.00	0	3,630.00	0	0.00	0.00	-3,630.00
TOTAL EXPENDITURES	11,066.14	11,066.14	8	14,587.50	0	14,587.50	0	0.00	0.00	-14,587.50
NET CHANGE IN FUND BALANCE	-11,066.14	-11,066.14		-14,587.50		-14,587.50		0.00	0.00	14,587.50



FUND DEPT 1080-022 : GENERAL CORPORATE - COUNTY CLERK

2/15/2023 4:06:57 PM

PERIOD ENDING 1/31/2023

	ACTUAL LAST YEAR			ACTUAL THIS YEAR				ENCUMBRANCE	BUDGET	UNENCUMBERED BALANCE
	CURRENT MONTH	YEAR TO DATE	%	CURRENT MONTH	%	YEAR TO DATE	%			
REVENUES										
4006 LICENSES AND PERMITS	0.00	0.00	0	4,830.00	0	4,830.00	0	0.00	0.00	-4,830.00
4007 CHARGES FOR SERVICES	0.00	0.00	0	31,229.71	0	31,229.71	0	0.00	0.00	-31,229.71
4008 INVESTMENT EARNINGS	0.00	0.00	0	33.14	0	33.14	0	0.00	0.00	-33.14
4009 MISCELLANEOUS REVENUES	0.00	0.00	0	597.50	0	597.50	0	0.00	0.00	-597.50
TOTAL REVENUES	0.00	0.00	0	36,690.35	0	36,690.35	0	0.00	0.00	-36,690.35
EXPENDITURES										
5001 SALARIES AND WAGES	43,638.22	43,638.22	5	59,840.02	0	59,840.02	0	0.00	0.00	-59,840.02
5010 COMMODITIES	985.52	985.52	1	17,117.06	855 9	17,117.06	855 9	0.00	200.00	-16,917.06
5020 SERVICES	91,479.21	91,479.21	22	23,641.07	118 21	23,641.07	118 21	0.00	-200.00	-23,841.07
TOTAL EXPENDITURES	136,102.95	136,102.95	9	100,598.15	0	100,598.15	0	0.00	0.00	-100,598.15
OTHER FINANCING SOURCES (USES)										
TOTAL OTHER FINANCING SOURCES (USES)	0.00	0.00		0.00		0.00		0.00	0.00	0.00
NET CHANGE IN FUND BALANCE	-136,102.95	-136,102.95		-63,907.80		-63,907.80		0.00	0.00	63,907.80



FUND DEPT 1080-023 : GENERAL CORPORATE - RECORDER

2/15/2023 4:06:57 PM

PERIOD ENDING 1/31/2023

	ACTUAL LAST YEAR			ACTUAL THIS YEAR				ENCUMBRANCE	BUDGET	UNENCUMBERED BALANCE
	CURRENT MONTH	YEAR TO DATE	%	CURRENT MONTH	%	YEAR TO DATE	%			
REVENUES										
4006 LICENSES AND PERMITS	214,609.50	214,609.50	14	80,011.00	0	80,011.00	0	0.00	0.00	-80,011.00
4007 CHARGES FOR SERVICES	77,465.50	77,465.50	8	60,773.50	0	60,773.50	0	0.00	0.00	-60,773.50
4009 MISCELLANEOUS REVENUES	354.50	354.50	4	4,824.20	0	4,824.20	0	0.00	0.00	-4,824.20
TOTAL REVENUES	292,429.50	292,429.50	12	145,608.70	0	145,608.70	0	0.00	0.00	-145,608.70
EXPENDITURES										
5001 SALARIES AND WAGES	8,946.40	8,946.40	6	10,808.03	0	10,808.03	0	0.00	0.00	-10,808.03
5010 COMMODITIES	143,210.00	143,210.00	14	142.33	0	142.33	0	0.00	0.00	-142.33
5020 SERVICES	16,735.00	16,735.00	9	0.00	0	0.00	0	0.00	0.00	0.00
TOTAL EXPENDITURES	168,891.40	168,891.40	13	10,950.36	0	10,950.36	0	0.00	0.00	-10,950.36
NET CHANGE IN FUND BALANCE	123,538.10	123,538.10		134,658.34		134,658.34		0.00	0.00	-134,658.34



FUND DEPT 1080-025 : GENERAL CORPORATE - SUPERVISOR OF ASSESSMENT

2/15/2023 4:06:57 PM

PERIOD ENDING 1/31/2023

	ACTUAL LAST YEAR			ACTUAL THIS YEAR				ENCUMBRANCE	BUDGET	UNENCUMBERED BALANCE
	CURRENT MONTH	YEAR TO DATE	%	CURRENT MONTH	%	YEAR TO DATE	%			
REVENUES										
TOTAL REVENUES	0.00	0.00	0	0.00	0	0.00	0	0.00	0.00	0.00
EXPENDITURES										
5001 SALARIES AND WAGES	19,089.17	19,089.17	6	20,308.79	0	20,308.79	0	0.00	0.00	-20,308.79
5010 COMMODITIES	568.04	568.04	10	329.07	0	329.07	0	0.00	0.00	-329.07
5020 SERVICES	1,420.00	1,420.00	3	2,215.00	0	2,215.00	0	0.00	0.00	-2,215.00
TOTAL EXPENDITURES	21,077.21	21,077.21	5	22,852.86	0	22,852.86	0	0.00	0.00	-22,852.86
NET CHANGE IN FUND BALANCE	-21,077.21	-21,077.21		-22,852.86		-22,852.86		0.00	0.00	22,852.86




FUND DEPT 1080-026 : GENERAL CORPORATE - COUNTY TREASURER

2/15/2023 4:06:57 PM

PERIOD ENDING 1/31/2023

	ACTUAL LAST YEAR			ACTUAL THIS YEAR				ENCUMBRANCE	BUDGET	UNENCUMBERED BALANCE
	CURRENT MONTH	YEAR TO DATE	%	CURRENT MONTH	%	YEAR TO DATE	%			
REVENUES										
TOTAL REVENUES	0.00	0.00	0	0.00	0	0.00	0	0.00	0.00	0.00
EXPENDITURES										
5001 SALARIES AND WAGES	18,083.90	18,083.90	6	20,028.94	0	20,028.94	0	0.00	0.00	-20,028.94
5010 COMMODITIES	0.00	0.00	0	118.63	0	118.63	0	0.00	0.00	-118.63
5020 SERVICES	10.00	10.00	0	0.00	0	0.00	0	0.00	0.00	0.00
TOTAL EXPENDITURES	18,093.90	18,093.90	5	20,147.57	0	20,147.57	0	0.00	0.00	-20,147.57
NET CHANGE IN FUND BALANCE	-18,093.90	-18,093.90		-20,147.57		-20,147.57		0.00	0.00	20,147.57



PERIOD ENDING 1/31/2023

	ACTUAL LAST YEAR			ACTUAL THIS YEAR				ENCUMBRANCE	BUDGET	UNENCUMBERED BALANCE
	CURRENT MONTH	YEAR TO DATE	%	CURRENT MONTH	%	YEAR TO DATE	%			
REVENUES										
4004 INTERGOVERNMENTAL REVENUE	0.00	0.00	0	200.00	0	200.00	0	0.00	0.00	-200.00
TOTAL REVENUES	0.00	0.00	0	200.00	0	200.00	0	0.00	0.00	-200.00
EXPENDITURES										
5001 SALARIES AND WAGES	37,692.96	37,692.96	5	48,204.70	0	48,204.70	0	0.00	0.00	-48,204.70
5010 COMMODITIES	0.00	0.00	0	4,034.66	0	4,034.66	0	0.00	0.00	-4,034.66
5020 SERVICES	2,463.35	2,463.35	1	11,912.63	0	11,912.63	0	0.00	0.00	-11,912.63
TOTAL EXPENDITURES	40,156.31	40,156.31	3	64,151.99	0	64,151.99	0	0.00	0.00	-64,151.99
OTHER FINANCING SOURCES (USES)										
TOTAL OTHER FINANCING SOURCES (USES)	0.00	0.00		0.00		0.00		0.00	0.00	0.00
NET CHANGE IN FUND BALANCE	-40,156.31	-40,156.31		-63,951.99		-63,951.99		0.00	0.00	63,951.99



FUND DEPT 1080-030 : GENERAL CORPORATE - CIRCUIT CLERK

2/15/2023 4:06:57 PM

PERIOD ENDING 1/31/2023

	ACTUAL LAST YEAR			ACTUAL THIS YEAR				ENCUMBRANCE	BUDGET	UNENCUMBERED BALANCE
	CURRENT MONTH	YEAR TO DATE	%	CURRENT MONTH	%	YEAR TO DATE	%			
REVENUES										
4004 INTERGOVERNMENTAL REVENUE	277,000.00	277,000.00	426 2	0.00	0	0.00	0	0.00	0.00	0.00
TOTAL REVENUES	277,000.00	277,000.00	21	0.00	0	0.00	0	0.00	0.00	0.00
EXPENDITURES										
5001 SALARIES AND WAGES	64,086.56	64,086.56	5	68,944.65	0	68,944.65	0	0.00	0.00	-68,944.65
5010 COMMODITIES	0.00	0.00	0	702.22	0	702.22	0	0.00	0.00	-702.22
5020 SERVICES	600.00	600.00	1	716.28	0	716.28	0	0.00	0.00	-716.28
TOTAL EXPENDITURES	64,686.56	64,686.56	5	70,363.15	0	70,363.15	0	0.00	0.00	-70,363.15
NET CHANGE IN FUND BALANCE	212,313.44	212,313.44		-70,363.15		-70,363.15		0.00	0.00	70,363.15



FUND DEPT 1080-031 : GENERAL CORPORATE - CIRCUIT COURT

2/15/2023 4:06:57 PM

PERIOD ENDING 1/31/2023

	ACTUAL LAST YEAR			ACTUAL THIS YEAR				ENCUMBRANCE	BUDGET	UNENCUMBERED BALANCE
	CURRENT MONTH	YEAR TO DATE	%	CURRENT MONTH	%	YEAR TO DATE	%			
REVENUES										
TOTAL REVENUES	0.00	0.00	0	0.00	0	0.00	0	0.00	0.00	0.00
EXPENDITURES										
5001 SALARIES AND WAGES	36,008.21	36,008.21	6	39,430.39	0	39,430.39	0	0.00	0.00	-39,430.39
5010 COMMODITIES	764.59	764.59	7	94.80	0	94.80	0	0.00	0.00	-94.80
5020 SERVICES	40,737.50	40,737.50	9	28,232.00	0	28,232.00	0	0.00	0.00	-28,232.00
TOTAL EXPENDITURES	77,510.30	77,510.30	7	67,757.19	0	67,757.19	0	0.00	0.00	-67,757.19
OTHER FINANCING SOURCES (USES)										
TOTAL OTHER FINANCING SOURCES (USES)	0.00	0.00		0.00		0.00		0.00	0.00	0.00
NET CHANGE IN FUND BALANCE	-77,510.30	-77,510.30		-67,757.19		-67,757.19		0.00	0.00	67,757.19




FUND DEPT 1080-032 : GENERAL CORPORATE - JURY COMMISSION

2/15/2023 4:06:57 PM

PERIOD ENDING 1/31/2023

	ACTUAL LAST YEAR			ACTUAL THIS YEAR				ENCUMBRANCE	BUDGET	UNENCUMBERED BALANCE
	CURRENT MONTH	YEAR TO DATE	%	CURRENT MONTH	%	YEAR TO DATE	%			
REVENUES										
TOTAL REVENUES	0.00	0.00	0	0.00	0	0.00	0	0.00	0.00	0.00
EXPENDITURES										
5001 SALARIES AND WAGES	2,695.75	2,695.75	6	2,758.49	0	2,758.49	0	0.00	0.00	-2,758.49
5010 COMMODITIES	579.70	579.70	7	0.00	0	0.00	0	0.00	0.00	0.00
5020 SERVICES	9,939.00	9,939.00	8	13,312.40	0	13,312.40	0	0.00	0.00	-13,312.40
TOTAL EXPENDITURES	13,214.45	13,214.45	8	16,070.89	0	16,070.89	0	0.00	0.00	-16,070.89
NET CHANGE IN FUND BALANCE	-13,214.45	-13,214.45		-16,070.89		-16,070.89		0.00	0.00	16,070.89



FUND DEPT 1080-036 : GENERAL CORPORATE - PUBLIC DEFENDER

2/15/2023 4:06:57 PM

PERIOD ENDING 1/31/2023

	ACTUAL LAST YEAR			ACTUAL THIS YEAR				ENCUMBRANCE	BUDGET	UNENCUMBERED BALANCE
	CURRENT MONTH	YEAR TO DATE	%	CURRENT MONTH	%	YEAR TO DATE	%			
REVENUES										
TOTAL REVENUES	0.00	0.00	0	0.00	0	0.00	0	0.00	0.00	0.00
EXPENDITURES										
5001 SALARIES AND WAGES	78,169.10	78,169.10	6	90,077.96	0	90,077.96	0	0.00	0.00	-90,077.96
5010 COMMODITIES	1,152.38	1,152.38	11	1,027.34	0	1,027.34	0	0.00	0.00	-1,027.34
5020 SERVICES	5,481.00	5,481.00	24	4,641.03	0	4,641.03	0	0.00	0.00	-4,641.03
TOTAL EXPENDITURES	84,802.48	84,802.48	6	95,746.33	0	95,746.33	0	0.00	0.00	-95,746.33
NET CHANGE IN FUND BALANCE	-84,802.48	-84,802.48		-95,746.33		-95,746.33		0.00	0.00	95,746.33




FUND DEPT 1080-040 : GENERAL CORPORATE - SHERIFF

2/15/2023 4:06:57 PM

PERIOD ENDING 1/31/2023

	ACTUAL LAST YEAR			ACTUAL THIS YEAR				ENCUMBRANCE	BUDGET	UNENCUMBERED BALANCE
	CURRENT MONTH	YEAR TO DATE	%	CURRENT MONTH	%	YEAR TO DATE	%			
REVENUES										
4007 CHARGES FOR SERVICES	11,201.00	11,201.00	6	8,773.40	0	8,773.40	0	0.00	0.00	-8,773.40
TOTAL REVENUES	11,201.00	11,201.00	1	8,773.40	0	8,773.40	0	0.00	0.00	-8,773.40
EXPENDITURES										
5001 SALARIES AND WAGES	16,443.30	16,443.30	6	17,609.53	0	17,609.53	0	0.00	0.00	-17,609.53
5002 LAW ENFORCEMENT SALARIES	288,969.66	288,969.66	6	274,969.25	0	274,969.25	0	0.00	0.00	-274,969.25
5010 COMMODITIES	6,478.04	6,478.04	3	29,951.11	0	29,951.11	0	0.00	0.00	-29,951.11
5020 SERVICES	305,230.22	305,230.22	30	198,232.76	0	198,232.76	0	0.00	0.00	-198,232.76
TOTAL EXPENDITURES	617,121.22	617,121.22	10	520,762.65	0	520,762.65	0	0.00	0.00	-520,762.65
OTHER FINANCING SOURCES (USES)										
TOTAL OTHER FINANCING SOURCES (USES)	0.00	0.00		0.00		0.00		0.00	0.00	0.00
NET CHANGE IN FUND BALANCE	-605,920.22	-605,920.22		-511,989.25		-511,989.25		0.00	0.00	511,989.25



FUND DEPT 1080-041 : GENERAL CORPORATE - STATES ATTORNEY

2/15/2023 4:06:57 PM

PERIOD ENDING 1/31/2023

	ACTUAL LAST YEAR			ACTUAL THIS YEAR				ENCUMBRANCE	BUDGET	UNENCUMBERED BALANCE
	CURRENT MONTH	YEAR TO DATE	%	CURRENT MONTH	%	YEAR TO DATE	%			
REVENUES										
4004 INTERGOVERNMENTAL REVENUE	0.00	0.00	0	16,500.00	0	16,500.00	0	0.00	0.00	-16,500.00
TOTAL REVENUES	0.00	0.00	0	16,500.00	0	16,500.00	0	0.00	0.00	-16,500.00
EXPENDITURES										
5001 SALARIES AND WAGES	141,273.47	141,273.47	6	146,370.48	0	146,370.48	0	0.00	0.00	-146,370.48
5010 COMMODITIES	864.98	864.98	3	3,547.19	114	3,547.19	114	0.00	3,100.00	-447.19
5020 SERVICES	44,464.43	44,464.43	31	45,732.11	130	45,732.11	130	0.00	-3,500.00	-49,232.11
TOTAL EXPENDITURES	186,602.88	186,602.88	7	195,649.78	489	195,649.78	489	0.00	-400.00	-196,049.78
					12		12			
OTHER FINANCING SOURCES (USES)										
TOTAL OTHER FINANCING SOURCES (USES)	0.00	0.00		0.00		0.00		0.00	0.00	0.00
NET CHANGE IN FUND BALANCE	-186,602.88	-186,602.88		-179,149.78		-179,149.78		0.00	400.00	179,549.78



FUND DEPT 1080-042 : GENERAL CORPORATE - CORONER

2/15/2023 4:06:57 PM

PERIOD ENDING 1/31/2023

	ACTUAL LAST YEAR			ACTUAL THIS YEAR				ENCUMBRANCE	BUDGET	UNENCUMBERED BALANCE
	CURRENT MONTH	YEAR TO DATE	%	CURRENT MONTH	%	YEAR TO DATE	%			
REVENUES										
4004 INTERGOVERNMENTAL REVENUE	0.00	0.00	0	5,130.00	0	5,130.00	0	0.00	0.00	-5,130.00
4007 CHARGES FOR SERVICES	4,188.00	4,188.00	7	5,650.00	0	5,650.00	0	0.00	0.00	-5,650.00
TOTAL REVENUES	4,188.00	4,188.00	6	10,780.00	0	10,780.00	0	0.00	0.00	-10,780.00
EXPENDITURES										
5001 SALARIES AND WAGES	24,967.27	24,967.27	5	30,269.06	0	30,269.06	0	0.00	0.00	-30,269.06
5010 COMMODITIES	0.00	0.00	0	1,269.84	0	1,269.84	0	0.00	0.00	-1,269.84
5020 SERVICES	637.56	637.56	0	4,359.38	0	4,359.38	0	0.00	0.00	-4,359.38
TOTAL EXPENDITURES	25,604.83	25,604.83	4	35,898.28	0	35,898.28	0	0.00	0.00	-35,898.28
NET CHANGE IN FUND BALANCE	-21,416.83	-21,416.83		-25,118.28		-25,118.28		0.00	0.00	25,118.28



FUND DEPT 1080-043 : GENERAL CORPORATE - EMERGENCY MGMT AGCY (EMA)

2/15/2023 4:06:57 PM

PERIOD ENDING 1/31/2023

	ACTUAL LAST YEAR			ACTUAL THIS YEAR				ENCUMBRANCE	BUDGET	UNENCUMBERED BALANCE
	CURRENT MONTH	YEAR TO DATE	%	CURRENT MONTH	%	YEAR TO DATE	%			
REVENUES										
TOTAL REVENUES	0.00	0.00	0	0.00	0	0.00	0	0.00	0.00	0.00
EXPENDITURES										
5001 SALARIES AND WAGES	7,773.90	7,773.90	6	7,686.32	0	7,686.32	0	0.00	0.00	-7,686.32
5010 COMMODITIES	0.00	0.00	0	201.92	0	201.92	0	0.00	0.00	-201.92
5020 SERVICES	271.20	271.20	1	113.96	0	113.96	0	0.00	0.00	-113.96
TOTAL EXPENDITURES	8,045.10	8,045.10	5	8,002.20	0	8,002.20	0	0.00	0.00	-8,002.20
NET CHANGE IN FUND BALANCE	-8,045.10	-8,045.10		-8,002.20		-8,002.20		0.00	0.00	8,002.20



FUND DEPT 1080-051 : GENERAL CORPORATE - JUVENILE DETENTION CENTER

2/15/2023 4:06:57 PM

PERIOD ENDING 1/31/2023

	ACTUAL LAST YEAR			ACTUAL THIS YEAR				ENCUMBRANCE	BUDGET	UNENCUMBERED BALANCE
	CURRENT MONTH	YEAR TO DATE	%	CURRENT MONTH	%	YEAR TO DATE	%			
REVENUES										
TOTAL REVENUES	0.00	0.00	0	0.00	0	0.00	0	0.00	0.00	0.00
EXPENDITURES										
5001 SALARIES AND WAGES	68,592.64	68,592.64	4	74,950.49	0	74,950.49	0	0.00	0.00	-74,950.49
5010 COMMODITIES	2,183.58	2,183.58	6	3,248.08	8	3,248.08	8	0.00	42,700.00	39,451.92
5020 SERVICES	17,140.03	17,140.03	8	30,890.40	-72	30,890.40	-72	0.00	-42,700.00	-73,590.40
TOTAL EXPENDITURES	87,916.25	87,916.25	5	109,088.97	0	109,088.97	0	0.00	0.00	-109,088.97
OTHER FINANCING SOURCES (USES)										
TOTAL OTHER FINANCING SOURCES (USES)	0.00	0.00		0.00		0.00		0.00	0.00	0.00
NET CHANGE IN FUND BALANCE	-87,916.25	-87,916.25		-109,088.97		-109,088.97		0.00	0.00	109,088.97




FUND DEPT 1080-052 : GENERAL CORPORATE - COURT SERVICES -PROBATION

2/15/2023 4:06:57 PM

PERIOD ENDING 1/31/2023

	ACTUAL LAST YEAR			ACTUAL THIS YEAR				ENCUMBRANCE	BUDGET	UNENCUMBERED BALANCE
	CURRENT MONTH	YEAR TO DATE	%	CURRENT MONTH	%	YEAR TO DATE	%			
REVENUES										
TOTAL REVENUES	0.00	0.00	0	0.00	0	0.00	0	0.00	0.00	0.00
EXPENDITURES										
5001 SALARIES AND WAGES	92,212.97	92,212.97	5	98,185.97	0	98,185.97	0	0.00	0.00	-98,185.97
5010 COMMODITIES	516.48	516.48	3	184.99	0	184.99	0	0.00	0.00	-184.99
5020 SERVICES	224.30	224.30	2	383.34	0	383.34	0	0.00	0.00	-383.34
TOTAL EXPENDITURES	92,953.75	92,953.75	5	98,754.30	0	98,754.30	0	0.00	0.00	-98,754.30
OTHER FINANCING SOURCES (USES)										
TOTAL OTHER FINANCING SOURCES (USES)	0.00	0.00		0.00		0.00		0.00	0.00	0.00
NET CHANGE IN FUND BALANCE	-92,953.75	-92,953.75		-98,754.30		-98,754.30		0.00	0.00	98,754.30



FUND DEPT 1080-057 : GENERAL CORPORATE - DEPUTY SHERIFF MERIT COMM

2/15/2023 4:06:57 PM

PERIOD ENDING 1/31/2023

	ACTUAL LAST YEAR			ACTUAL THIS YEAR				ENCUMBRANCE	BUDGET	UNENCUMBERED BALANCE
	CURRENT MONTH	YEAR TO DATE	%	CURRENT MONTH	%	YEAR TO DATE	%			
REVENUES										
TOTAL REVENUES	0.00	0.00	0	0.00	0	0.00	0	0.00	0.00	0.00
EXPENDITURES										
5020 SERVICES	0.00	0.00	0	1,332.00	0	1,332.00	0	0.00	0.00	-1,332.00
TOTAL EXPENDITURES	0.00	0.00	0	1,332.00	0	1,332.00	0	0.00	0.00	-1,332.00
NET CHANGE IN FUND BALANCE	0.00	0.00		-1,332.00		-1,332.00		0.00	0.00	1,332.00



FUND DEPT 1080-059 : GENERAL CORPORATE - FACILITIES PLANNING

2/15/2023 4:06:57 PM

PERIOD ENDING 1/31/2023

	ACTUAL LAST YEAR			ACTUAL THIS YEAR				ENCUMBRANCE	BUDGET	UNENCUMBERED BALANCE
	CURRENT MONTH	YEAR TO DATE	%	CURRENT MONTH	%	YEAR TO DATE	%			
EXPENDITURES										
TOTAL EXPENDITURES	0.00	0.00	0	0.00	0	0.00	0	0.00	0.00	0.00
NET CHANGE IN FUND BALANCE	0.00	0.00		0.00		0.00		0.00	0.00	0.00




FUND DEPT 1080-071 : GENERAL CORPORATE - PUBLIC PROP (PHYS, PLNT, FAC)

2/15/2023 4:06:57 PM

PERIOD ENDING 1/31/2023

	ACTUAL LAST YEAR			ACTUAL THIS YEAR				ENCUMBRANCE	BUDGET	UNENCUMBERED BALANCE
	CURRENT MONTH	YEAR TO DATE	%	CURRENT MONTH	%	YEAR TO DATE	%			
REVENUES										
4009 MISCELLANEOUS REVENUES	863.11	863.11	3	26.50	0	26.50	0	0.00	0.00	-26.50
4010 RENTS AND ROYALTIES	14,866.36	14,866.36	2	233,122.29	0	233,122.29	0	0.00	0.00	-233,122.29
TOTAL REVENUES	15,729.47	15,729.47	2	233,148.79	0	233,148.79	0	0.00	0.00	-233,148.79
EXPENDITURES										
5001 SALARIES AND WAGES	56,649.97	56,649.97	6	62,387.97	0	62,387.97	0	0.00	0.00	-62,387.97
5010 COMMODITIES	14,987.15	14,987.15	13	13,899.06	0	13,899.06	0	0.00	0.00	-13,899.06
5020 SERVICES	26,030.05	26,030.05	1	74,353.76	0	74,353.76	0	0.00	0.00	-74,353.76
TOTAL EXPENDITURES	97,667.17	97,667.17	3	150,640.79	0	150,640.79	0	0.00	0.00	-150,640.79
OTHER FINANCING SOURCES (USES)										
TOTAL OTHER FINANCING SOURCES (USES)	0.00	0.00		0.00		0.00		0.00	0.00	0.00
NET CHANGE IN FUND BALANCE	-81,937.70	-81,937.70		82,508.00		82,508.00		0.00	0.00	-82,508.00




FUND DEPT 1080-072 : GENERAL CORPORATE - ADA COMPLIANCE

2/15/2023 4:06:57 PM

PERIOD ENDING 1/31/2023

	ACTUAL LAST YEAR			ACTUAL THIS YEAR				ENCUMBRANCE	BUDGET	UNENCUMBERED BALANCE
	CURRENT MONTH	YEAR TO DATE	%	CURRENT MONTH	%	YEAR TO DATE	%			
EXPENDITURES										
TOTAL EXPENDITURES	0.00	0.00	0	0.00	0	0.00	0	0.00	0.00	0.00
NET CHANGE IN FUND BALANCE	0.00	0.00		0.00		0.00		0.00	0.00	0.00



FUND DEPT 1080-075 : GENERAL CORPORATE - GENERAL COUNTY

2/15/2023 4:06:57 PM

PERIOD ENDING 1/31/2023

	ACTUAL LAST YEAR			ACTUAL THIS YEAR				ENCUMBRANCE	BUDGET	UNENCUMBERED BALANCE
	CURRENT MONTH	YEAR TO DATE	%	CURRENT MONTH	%	YEAR TO DATE	%			
REVENUES										
4004 INTERGOVERNMENTAL REVENUE	0.00	0.00	0	498,683.46	0	498,683.46	0	0.00	0.00	-498,683.46
4008 INVESTMENT EARNINGS	960.89	960.89	10	0.00	0	0.00	0	0.00	0.00	0.00
TOTAL REVENUES	960.89	960.89	0	498,683.46	0	498,683.46	0	0.00	0.00	-498,683.46
EXPENDITURES										
5003 FRINGE BENEFITS	1,554.30	1,554.30	0	0.00	0	0.00	0	0.00	0.00	0.00
5020 SERVICES	60,330.00	60,330.00	10	85,474.69	0	85,474.69	0	0.00	0.00	-85,474.69
TOTAL EXPENDITURES	61,884.30	61,884.30	2	85,474.69	0	85,474.69	0	0.00	0.00	-85,474.69
OTHER FINANCING SOURCES (USES)										
TOTAL OTHER FINANCING SOURCES (USES)	0.00	0.00		0.00		0.00		0.00	0.00	0.00
NET CHANGE IN FUND BALANCE	-60,923.41	-60,923.41		413,208.77		413,208.77		0.00	0.00	-413,208.77



FUND DEPT 1080-077 : GENERAL CORPORATE - ZONING AND ENFORCE (P&Z)

2/15/2023 4:06:57 PM

PERIOD ENDING 1/31/2023

	ACTUAL LAST YEAR			ACTUAL THIS YEAR				ENCUMBRANCE	BUDGET	UNENCUMBERED BALANCE
	CURRENT MONTH	YEAR TO DATE	%	CURRENT MONTH	%	YEAR TO DATE	%			
REVENUES										
4006 LICENSES AND PERMITS	2,425.00	2,425.00	1	1,540.00	0	1,540.00	0	0.00	0.00	-1,540.00
4007 CHARGES FOR SERVICES	300.00	300.00	2	4,690.00	0	4,690.00	0	0.00	0.00	-4,690.00
TOTAL REVENUES	2,725.00	2,725.00	1	6,230.00	0	6,230.00	0	0.00	0.00	-6,230.00
EXPENDITURES										
5001 SALARIES AND WAGES	30,083.56	30,083.56	6	20,847.28	0	20,847.28	0	0.00	0.00	-20,847.28
5010 COMMODITIES	1,557.92	1,557.92	32	0.00	0	0.00	0	0.00	0.00	0.00
5020 SERVICES	68.62	68.62	0	250.00	0	250.00	0	0.00	0.00	-250.00
TOTAL EXPENDITURES	31,710.10	31,710.10	6	21,097.28	0	21,097.28	0	0.00	0.00	-21,097.28
NET CHANGE IN FUND BALANCE	-28,985.10	-28,985.10		-14,867.28		-14,867.28		0.00	0.00	14,867.28



FUND DEPT 1080-124 : GENERAL CORPORATE - REGIONAL OFFICE EDUCATION

2/15/2023 4:06:57 PM

PERIOD ENDING 1/31/2023

	ACTUAL LAST YEAR			ACTUAL THIS YEAR				ENCUMBRANCE	BUDGET	UNENCUMBERED BALANCE
	CURRENT MONTH	YEAR TO DATE	%	CURRENT MONTH	%	YEAR TO DATE	%			
EXPENDITURES										
5020 SERVICES	39,037.02	39,037.02	17	40,136.72	0	40,136.72	0	0.00	0.00	-40,136.72
TOTAL EXPENDITURES	39,037.02	39,037.02	17	40,136.72	0	40,136.72	0	0.00	0.00	-40,136.72
NET CHANGE IN FUND BALANCE	-39,037.02	-39,037.02		-40,136.72		-40,136.72		0.00	0.00	40,136.72



PERIOD ENDING 1/31/2023

	ACTUAL LAST YEAR			ACTUAL THIS YEAR				ENCUMBRANCE	BUDGET	UNENCUMBERED BALANCE
	CURRENT MONTH	YEAR TO DATE	%	CURRENT MONTH	%	YEAR TO DATE	%			
REVENUES										
TOTAL REVENUES	0.00	0.00	0	0.00	0	0.00	0	0.00	0.00	0.00
EXPENDITURES										
5001 SALARIES AND WAGES	2,760.48	2,760.48	6	2,898.72	0	2,898.72	0	0.00	0.00	-2,898.72
5020 SERVICES	7,075.00	7,075.00	8	6,600.00	0	6,600.00	0	0.00	0.00	-6,600.00
TOTAL EXPENDITURES	9,835.48	9,835.48	7	9,498.72	0	9,498.72	0	0.00	0.00	-9,498.72
NET CHANGE IN FUND BALANCE	-9,835.48	-9,835.48		-9,498.72		-9,498.72		0.00	0.00	9,498.72



PERIOD ENDING 1/31/2023

	ACTUAL LAST YEAR			ACTUAL THIS YEAR				ENCUMBRANCE	BUDGET	UNENCUMBERED BALANCE
	CURRENT MONTH	YEAR TO DATE	%	CURRENT MONTH	%	YEAR TO DATE	%			
REVENUES										
<i>TOTAL REVENUES</i>	0.00	0.00	0	0.00	0	0.00	0	0.00	0.00	0.00
EXPENDITURES										
<i>TOTAL EXPENDITURES</i>	0.00	0.00	0	0.00	0	0.00	0	0.00	0.00	0.00
OTHER FINANCING SOURCES (USES)										
<i>TOTAL OTHER FINANCING SOURCES (USES)</i>	0.00	0.00		0.00		0.00		0.00	0.00	0.00
NET CHANGE IN FUND BALANCE	0.00	0.00		0.00		0.00		0.00	0.00	0.00



FUND DEPT 1080-140 : GENERAL CORPORATE - CORRECTIONAL CENTER

2/15/2023 4:06:57 PM

PERIOD ENDING 1/31/2023

	ACTUAL LAST YEAR			ACTUAL THIS YEAR				ENCUMBRANCE	BUDGET	UNENCUMBERED BALANCE
	CURRENT MONTH	YEAR TO DATE	%	CURRENT MONTH	%	YEAR TO DATE	%			
REVENUES										
4009 MISCELLANEOUS REVENUES	0.00	0.00	0	1,210.00	0	1,210.00	0	0.00	0.00	-1,210.00
TOTAL REVENUES	0.00	0.00	0	1,210.00	0	1,210.00	0	0.00	0.00	-1,210.00
EXPENDITURES										
5001 SALARIES AND WAGES	197,199.28	197,199.28	6	186,820.77	0	186,820.77	0	0.00	0.00	-186,820.77
5002 LAW ENFORCEMENT SALARIES	114,586.87	114,586.87	5	78,593.46	0	78,593.46	0	0.00	0.00	-78,593.46
5010 COMMODITIES	15,826.20	15,826.20	6	51,855.72	250 27	51,855.72	250 27	0.00	-207.20	-52,062.92
5020 SERVICES	155,759.96	155,759.96	6	459,993.10	222 004	459,993.10	222 004	0.00	207.20	-459,785.90
TOTAL EXPENDITURES	483,372.31	483,372.31	6	777,263.05	0	777,263.05	0	0.00	0.00	-777,263.05
OTHER FINANCING SOURCES (USES)										
TOTAL OTHER FINANCING SOURCES (USES)	0.00	0.00		0.00		0.00		0.00	0.00	0.00
NET CHANGE IN FUND BALANCE	-483,372.31	-483,372.31		-776,053.05		-776,053.05		0.00	0.00	776,053.05




FUND DEPT 1080-141 : GENERAL CORPORATE - STS ATTY SUPPORT ENFORCE

2/15/2023 4:06:57 PM

PERIOD ENDING 1/31/2023

	ACTUAL LAST YEAR			ACTUAL THIS YEAR				ENCUMBRANCE	BUDGET	UNENCUMBERED BALANCE
	CURRENT MONTH	YEAR TO DATE	%	CURRENT MONTH	%	YEAR TO DATE	%			
REVENUES										
TOTAL REVENUES	0.00	0.00	0	0.00	0	0.00	0	0.00	0.00	0.00
EXPENDITURES										
5001 SALARIES AND WAGES	13,798.23	13,798.23	6	15,451.96	0	15,451.96	0	0.00	0.00	-15,451.96
5003 FRINGE BENEFITS	546.39	546.39	1	1,481.76	0	1,481.76	0	0.00	0.00	-1,481.76
5010 COMMODITIES	376.97	376.97	4	119.81	0	119.81	0	0.00	0.00	-119.81
5020 SERVICES	161.45	161.45	1	41.48	10	41.48	10	0.00	400.00	358.52
TOTAL EXPENDITURES	14,883.04	14,883.04	4	17,095.01	427 4	17,095.01	427 4	0.00	400.00	-16,695.01
NET CHANGE IN FUND BALANCE	-14,883.04	-14,883.04		-17,095.01		-17,095.01		0.00	-400.00	16,695.01



PERIOD ENDING 1/31/2023

	ACTUAL LAST YEAR			ACTUAL THIS YEAR				ENCUMBRANCE	BUDGET	UNENCUMBERED BALANCE
	CURRENT MONTH	YEAR TO DATE	%	CURRENT MONTH	%	YEAR TO DATE	%			
REVENUES										
4004 INTERGOVERNMENTAL REVENUE	621,508.04	621,508.04	2	46,102.25	0	46,102.25	0	0.00	0.00	-46,102.25
4007 CHARGES FOR SERVICES	24,460.70	24,460.70	1	18,437.72	0	18,437.72	0	0.00	0.00	-18,437.72
4008 INVESTMENT EARNINGS	247.76	247.76	5	0.00	0	0.00	0	0.00	0.00	0.00
4009 MISCELLANEOUS REVENUES	0.00	0.00	0	19,371.79	0	19,371.79	0	0.00	0.00	-19,371.79
TOTAL REVENUES	646,216.50	646,216.50	2	83,911.76	0	83,911.76	0	0.00	0.00	-83,911.76
EXPENDITURES										
5001 SALARIES AND WAGES	318,133.52	318,133.52	4	342,639.99	-759	342,639.99	-759	0.00	-45,150.00	-387,789.99
5003 FRINGE BENEFITS	12,359.40	12,359.40	1	35,095.38	140	35,095.38	140	0.00	25,000.00	-10,095.38
5010 COMMODITIES	6,373.32	6,373.32	2	8,158.27	20	8,158.27	20	0.00	41,472.00	33,313.73
5020 SERVICES	1,151,638.05	1,151,638.05	6	409,330.58	192	409,330.58	192	81,264.13	-21,322.00	-511,916.71
				0	0	0	0			
TOTAL EXPENDITURES	1,488,504.29	1,488,504.29	5	795,224.22	0	795,224.22	0	81,264.13	0.00	-876,488.35
OTHER FINANCING SOURCES (USES)										
TOTAL OTHER FINANCING SOURCES (USES)	0.00	0.00		0.00		0.00		0.00	0.00	0.00
NET CHANGE IN FUND BALANCE	-842,287.79	-842,287.79		-711,312.46		-711,312.46		-81,264.13	0.00	792,576.59




FUND DEPT 2076-011 : TORT IMMUNITY TAX FUND - SOLID WASTE MGMT

2/15/2023 4:06:57 PM

PERIOD ENDING 1/31/2023

	ACTUAL LAST YEAR			ACTUAL THIS YEAR				ENCUMBRANCE	BUDGET	UNENCUMBERED BALANCE
	CURRENT MONTH	YEAR TO DATE	%	CURRENT MONTH	%	YEAR TO DATE	%			
EXPENDITURES										
TOTAL EXPENDITURES	0.00	0.00	0	0.00	0	0.00	0	0.00	0.00	0.00
NET CHANGE IN FUND BALANCE	0.00	0.00		0.00		0.00		0.00	0.00	0.00



FUND DEPT 2076-075 : TORT IMMUNITY TAX FUND - GENERAL COUNTY

2/15/2023 4:06:57 PM

PERIOD ENDING 1/31/2023

	ACTUAL LAST YEAR			ACTUAL THIS YEAR				ENCUMBRANCE	BUDGET	UNENCUMBERED BALANCE
	CURRENT MONTH	YEAR TO DATE	%	CURRENT MONTH	%	YEAR TO DATE	%			
REVENUES										
TOTAL REVENUES	0.00	0.00	0	0.00	0	0.00	0	0.00	0.00	0.00
EXPENDITURES										
5003 FRINGE BENEFITS	0.00	0.00	0	58,537.61	0	58,537.61	0	0.00	0.00	-58,537.61
TOTAL EXPENDITURES	0.00	0.00	0	58,537.61	0	58,537.61	0	0.00	0.00	-58,537.61
OTHER FINANCING SOURCES (USES)										
TOTAL OTHER FINANCING SOURCES (USES)	0.00	0.00		0.00		0.00		0.00	0.00	0.00
NET CHANGE IN FUND BALANCE	0.00	0.00		-58,537.61		-58,537.61		0.00	0.00	58,537.61




FUND DEPT 2083-060 : COUNTY HIGHWAY - HIGHWAY

2/15/2023 4:06:57 PM

PERIOD ENDING 1/31/2023

	ACTUAL LAST YEAR			ACTUAL THIS YEAR				ENCUMBRANCE	BUDGET	UNENCUMBERED BALANCE
	CURRENT MONTH	YEAR TO DATE	%	CURRENT MONTH	%	YEAR TO DATE	%			
REVENUES										
4007 CHARGES FOR SERVICES	50.00	50.00	0	0.00	0	0.00	0	0.00	0.00	0.00
4008 INVESTMENT EARNINGS	227.88	227.88	8	0.00	0	0.00	0	0.00	0.00	0.00
4009 MISCELLANEOUS REVENUES	0.00	0.00	0	485.10	0	485.10	0	0.00	0.00	-485.10
TOTAL REVENUES	277.88	277.88	0	485.10	0	485.10	0	0.00	0.00	-485.10
EXPENDITURES										
5001 SALARIES AND WAGES	81,086.20	81,086.20	5	91,635.48	0	91,635.48	0	0.00	0.00	-91,635.48
5003 FRINGE BENEFITS	3,378.26	3,378.26	1	13,817.44	0	13,817.44	0	0.00	0.00	-13,817.44
5010 COMMODITIES	17,680.34	17,680.34	8	6,858.76	0	6,858.76	0	0.00	0.00	-6,858.76
5020 SERVICES	55,642.52	55,642.52	9	61,196.83	0	61,196.83	0	0.00	0.00	-61,196.83
8000 CAPITAL OUTLAY	0.00	0.00	0	5,400.00	0	5,400.00	0	0.00	0.00	-5,400.00
TOTAL EXPENDITURES	157,787.32	157,787.32	4	178,908.51	0	178,908.51	0	0.00	0.00	-178,908.51
OTHER FINANCING SOURCES (USES)										
TOTAL OTHER FINANCING SOURCES (USES)	0.00	0.00		0.00		0.00		0.00	0.00	0.00
NET CHANGE IN FUND BALANCE	-157,509.44	-157,509.44		-178,423.41		-178,423.41		0.00	0.00	178,423.41



FUND DEPT 2083-062 : COUNTY HIGHWAY - HIGHWAY BUILDING CAPITAL

2/15/2023 4:06:57 PM

PERIOD ENDING 1/31/2023

	ACTUAL LAST YEAR			ACTUAL THIS YEAR				ENCUMBRANCE	BUDGET	UNENCUMBERED BALANCE
	CURRENT MONTH	YEAR TO DATE	%	CURRENT MONTH	%	YEAR TO DATE	%			
REVENUES										
TOTAL REVENUES	0.00	0.00	0	0.00	0	0.00	0	0.00	0.00	0.00
EXPENDITURES										
TOTAL EXPENDITURES	0.00	0.00	0	0.00	0	0.00	0	0.00	0.00	0.00
OTHER FINANCING SOURCES (USES)										
TOTAL OTHER FINANCING SOURCES (USES)	0.00	0.00		0.00		0.00		0.00	0.00	0.00
NET CHANGE IN FUND BALANCE	0.00	0.00		0.00		0.00		0.00	0.00	0.00



FUND DEPT 2084-060 : COUNTY BRIDGE - HIGHWAY

2/15/2023 4:06:57 PM

PERIOD ENDING 1/31/2023

	ACTUAL LAST YEAR			ACTUAL THIS YEAR				ENCUMBRANCE	BUDGET	UNENCUMBERED BALANCE
	CURRENT MONTH	YEAR TO DATE	%	CURRENT MONTH	%	YEAR TO DATE	%			
REVENUES										
4004 INTERGOVERNMENTAL REVENUE	90,367.43	90,367.43	181	0.00	0	0.00	0	0.00	0.00	0.00
4008 INVESTMENT EARNINGS	143.12	143.12	7	0.00	0	0.00	0	0.00	0.00	0.00
TOTAL REVENUES	90,510.55	90,510.55	6	0.00	0	0.00	0	0.00	0.00	0.00
EXPENDITURES										
5020 SERVICES	1,413.62	1,413.62	1	13,938.00	0	13,938.00	0	0.00	0.00	-13,938.00
8000 CAPITAL OUTLAY	121,068.80	121,068.80	10	38,475.00	0	38,475.00	0	0.00	0.00	-38,475.00
TOTAL EXPENDITURES	122,482.42	122,482.42	8	52,413.00	0	52,413.00	0	0.00	0.00	-52,413.00
OTHER FINANCING SOURCES (USES)										
TOTAL OTHER FINANCING SOURCES (USES)	0.00	0.00		0.00		0.00		0.00	0.00	0.00
NET CHANGE IN FUND BALANCE	-31,971.87	-31,971.87		-52,413.00		-52,413.00		0.00	0.00	52,413.00



FUND DEPT 2085-060 : COUNTY MOTOR FUEL TAX - HIGHWAY

2/15/2023 4:06:57 PM

PERIOD ENDING 1/31/2023

	ACTUAL LAST YEAR			ACTUAL THIS YEAR				ENCUMBRANCE	BUDGET	UNENCUMBERED BALANCE
	CURRENT MONTH	YEAR TO DATE	%	CURRENT MONTH	%	YEAR TO DATE	%			
REVENUES										
4008 INVESTMENT EARNINGS	487.20	487.20	10	0.00	0	0.00	0	0.00	0.00	0.00
4009 MISCELLANEOUS REVENUES	740.00	740.00	0	0.00	0	0.00	0	0.00	0.00	0.00
TOTAL REVENUES	1,227.20	1,227.20	0	0.00	0	0.00	0	0.00	0.00	0.00
EXPENDITURES										
5001 SALARIES AND WAGES	13,549.18	13,549.18	8	13,928.08	0	13,928.08	0	0.00	0.00	-13,928.08
5020 SERVICES	74,767.74	74,767.74	5	10,005.68	0	10,005.68	0	0.00	0.00	-10,005.68
TOTAL EXPENDITURES	88,316.92	88,316.92	5	23,933.76	0	23,933.76	0	0.00	0.00	-23,933.76
NET CHANGE IN FUND BALANCE	-87,089.72	-87,089.72		-23,933.76		-23,933.76		0.00	0.00	23,933.76



FUND DEPT 2088-044 : ILL.MUNICIPAL RETIREMENT - NURSING HOME

2/15/2023 4:06:57 PM

PERIOD ENDING 1/31/2023

	ACTUAL LAST YEAR			ACTUAL THIS YEAR				ENCUMBRANCE	BUDGET	UNENCUMBERED BALANCE
	CURRENT MONTH	YEAR TO DATE	%	CURRENT MONTH	%	YEAR TO DATE	%			
EXPENDITURES										
<i>TOTAL EXPENDITURES</i>	<i>0.00</i>	<i>0.00</i>	<i>0</i>	<i>0.00</i>	<i>0</i>	<i>0.00</i>	<i>0</i>	<i>0.00</i>	<i>0.00</i>	<i>0.00</i>
OTHER FINANCING SOURCES (USES)										
<i>TOTAL OTHER FINANCING SOURCES (USES)</i>	<i>0.00</i>	<i>0.00</i>		<i>0.00</i>		<i>0.00</i>		<i>0.00</i>	<i>0.00</i>	<i>0.00</i>
NET CHANGE IN FUND BALANCE	0.00	0.00		0.00		0.00		0.00	0.00	0.00



FUND DEPT 2088-073 : ILL.MUNICIPAL RETIREMENT - ILL.MUNICIPAL RETIREMENT

2/15/2023 4:06:57 PM

PERIOD ENDING 1/31/2023

	ACTUAL LAST YEAR			ACTUAL THIS YEAR				ENCUMBRANCE	BUDGET	UNENCUMBERED BALANCE
	CURRENT MONTH	YEAR TO DATE	%	CURRENT MONTH	%	YEAR TO DATE	%			
REVENUES										
4008 INVESTMENT EARNINGS	79.09	79.09	9	0.00	0	0.00	0	0.00	0.00	0.00
TOTAL REVENUES	79.09	79.09	0	0.00	0	0.00	0	0.00	0.00	0.00
EXPENDITURES										
5003 FRINGE BENEFITS	0.00	0.00	0	87,272.38	0	87,272.38	0	0.00	0.00	-87,272.38
TOTAL EXPENDITURES	0.00	0.00	0	87,272.38	0	87,272.38	0	0.00	0.00	-87,272.38
OTHER FINANCING SOURCES (USES)										
6001 OTHER FINANCING SOURCES	-13,143.41	-13,143.41	-1	0.00	0	0.00	0	0.00	0.00	0.00
TOTAL OTHER FINANCING SOURCES (USES)	-13,143.41	-13,143.41		0.00		0.00		0.00	0.00	0.00
NET CHANGE IN FUND BALANCE	-13,064.32	-13,064.32		-87,272.38		-87,272.38		0.00	0.00	87,272.38



PERIOD ENDING 1/31/2023

	ACTUAL LAST YEAR			ACTUAL THIS YEAR				ENCUMBRANCE	BUDGET	UNENCUMBERED BALANCE
	CURRENT MONTH	YEAR TO DATE	%	CURRENT MONTH	%	YEAR TO DATE	%			
REVENUES										
TOTAL REVENUES	0.00	0.00	0	0.00	0	0.00	0	0.00	0.00	0.00
EXPENDITURES										
TOTAL EXPENDITURES	0.00	0.00	0	0.00	0	0.00	0	0.00	0.00	0.00
NET CHANGE IN FUND BALANCE	0.00	0.00		0.00		0.00		0.00	0.00	0.00




FUND DEPT 2089-049 : COUNTY PUBLIC HEALTH FUND - BOARD OF HEALTH

2/15/2023 4:06:57 PM

PERIOD ENDING 1/31/2023

	ACTUAL LAST YEAR			ACTUAL THIS YEAR				ENCUMBRANCE	BUDGET	UNENCUMBERED BALANCE
	CURRENT MONTH	YEAR TO DATE	%	CURRENT MONTH	%	YEAR TO DATE	%			
REVENUES										
4004 INTERGOVERNMENTAL REVENUE	277,000.00	277,000.00	59	0.00	0	0.00	0	0.00	0.00	0.00
4006 LICENSES AND PERMITS	9,675.00	9,675.00	7	14,025.00	0	14,025.00	0	0.00	0.00	-14,025.00
4008 INVESTMENT EARNINGS	37.01	37.01	17	0.00	0	0.00	0	0.00	0.00	0.00
TOTAL REVENUES	286,712.01	286,712.01	23	14,025.00	0	14,025.00	0	0.00	0.00	-14,025.00
EXPENDITURES										
5020 SERVICES	1,838.66	1,838.66	0	1,315.00	0	1,315.00	0	0.00	0.00	-1,315.00
TOTAL EXPENDITURES	1,838.66	1,838.66	0	1,315.00	0	1,315.00	0	0.00	0.00	-1,315.00
OTHER FINANCING SOURCES (USES)										
TOTAL OTHER FINANCING SOURCES (USES)	0.00	0.00		0.00		0.00		0.00	0.00	0.00
NET CHANGE IN FUND BALANCE	284,873.35	284,873.35		12,710.00		12,710.00		0.00	0.00	-12,710.00



FUND DEPT 2090-053 : MENTAL HEALTH - MENTAL HEALTH BOARD

2/15/2023 4:06:57 PM

PERIOD ENDING 1/31/2023

	ACTUAL LAST YEAR			ACTUAL THIS YEAR				ENCUMBRANCE	BUDGET	UNENCUMBERED BALANCE
	CURRENT MONTH	YEAR TO DATE	%	CURRENT MONTH	%	YEAR TO DATE	%			
REVENUES										
4004 INTERGOVERNMENTAL REVENUE	32,952.00	32,952.00	8	0.00	0	0.00	0	0.00	0.00	0.00
4008 INVESTMENT EARNINGS	214.97	214.97	11	0.00	0	0.00	0	0.00	0.00	0.00
4009 MISCELLANEOUS REVENUES	0.00	0.00	0	100.00	0	100.00	0	0.00	0.00	-100.00
TOTAL REVENUES	33,166.97	33,166.97	1	100.00	0	100.00	0	0.00	0.00	-100.00
EXPENDITURES										
5001 SALARIES AND WAGES	27,812.15	27,812.15	6	29,473.48	0	29,473.48	0	0.00	0.00	-29,473.48
5003 FRINGE BENEFITS	1,272.78	1,272.78	1	2,978.13	0	2,978.13	0	0.00	0.00	-2,978.13
5010 COMMODITIES	0.00	0.00	0	221.87	0	221.87	0	0.00	0.00	-221.87
5020 SERVICES	894,936.18	894,936.18	16	796,043.14	0	796,043.14	0	0.00	0.00	-796,043.14
TOTAL EXPENDITURES	924,021.11	924,021.11	15	828,716.62	0	828,716.62	0	0.00	0.00	-828,716.62
OTHER FINANCING SOURCES (USES)										
TOTAL OTHER FINANCING SOURCES (USES)	0.00	0.00		0.00		0.00		0.00	0.00	0.00
NET CHANGE IN FUND BALANCE	-890,854.14	-890,854.14		-828,616.62		-828,616.62		0.00	0.00	828,616.62



FUND DEPT 2091-047 : ANIMAL CONTROL - ANIMAL CONTROL ADMIN

2/15/2023 4:06:57 PM

PERIOD ENDING 1/31/2023

	ACTUAL LAST YEAR			ACTUAL THIS YEAR				ENCUMBRANCE	BUDGET	UNENCUMBERED BALANCE
	CURRENT MONTH	YEAR TO DATE	%	CURRENT MONTH	%	YEAR TO DATE	%			
REVENUES										
4006 LICENSES AND PERMITS	22,288.00	22,288.00	7	7,268.00	0	7,268.00	0	0.00	0.00	-7,268.00
4008 INVESTMENT EARNINGS	28.26	28.26	3	0.00	0	0.00	0	0.00	0.00	0.00
4009 MISCELLANEOUS REVENUES	142.00	142.00	0	0.00	0	0.00	0	0.00	0.00	0.00
TOTAL REVENUES	22,458.26	22,458.26	7	7,268.00	0	7,268.00	0	0.00	0.00	-7,268.00
EXPENDITURES										
5001 SALARIES AND WAGES	8,377.68	8,377.68	5	12,065.20	0	12,065.20	0	0.00	0.00	-12,065.20
5003 FRINGE BENEFITS	415.61	415.61	1	1,354.90	0	1,354.90	0	0.00	0.00	-1,354.90
5010 COMMODITIES	0.00	0.00	0	1,099.04	0	1,099.04	0	0.00	0.00	-1,099.04
5020 SERVICES	2,164.40	2,164.40	3	2,288.62	0	2,288.62	0	0.00	0.00	-2,288.62
TOTAL EXPENDITURES	10,957.69	10,957.69	3	16,807.76	0	16,807.76	0	0.00	0.00	-16,807.76
OTHER FINANCING SOURCES (USES)										
TOTAL OTHER FINANCING SOURCES (USES)	0.00	0.00		0.00		0.00		0.00	0.00	0.00
NET CHANGE IN FUND BALANCE	11,500.57	11,500.57		-9,539.76		-9,539.76		0.00	0.00	9,539.76



FUND DEPT 2091-247 : ANIMAL CONTROL - ANIMAL WARDEN SERVICES

2/15/2023 4:06:57 PM

PERIOD ENDING 1/31/2023

	ACTUAL LAST YEAR			ACTUAL THIS YEAR				ENCUMBRANCE	BUDGET	UNENCUMBERED BALANCE
	CURRENT MONTH	YEAR TO DATE	%	CURRENT MONTH	%	YEAR TO DATE	%			
REVENUES										
4004 INTERGOVERNMENTAL REVENUE	21,550.29	21,550.29	15	19,521.79	0	19,521.79	0	0.00	0.00	-19,521.79
4005 FINES AND FORFEITURES	490.00	490.00	5	0.00	0	0.00	0	0.00	0.00	0.00
TOTAL REVENUES	22,040.29	22,040.29	14	19,521.79	0	19,521.79	0	0.00	0.00	-19,521.79
EXPENDITURES										
5001 SALARIES AND WAGES	7,834.25	7,834.25	6	6,418.28	0	6,418.28	0	0.00	0.00	-6,418.28
5003 FRINGE BENEFITS	339.88	339.88	1	848.61	0	848.61	0	0.00	0.00	-848.61
5010 COMMODITIES	0.00	0.00	0	966.89	-967	966.89	-967	0.00	-100.00	-1,066.89
5020 SERVICES	0.00	0.00	0	431.92	0	431.92	0	0.00	0.00	-431.92
TOTAL EXPENDITURES	8,174.13	8,174.13	4	8,665.70	866	8,665.70	866	0.00	-100.00	-8,765.70
					6		6			
NET CHANGE IN FUND BALANCE	13,866.16	13,866.16		10,856.09		10,856.09		0.00	100.00	-10,756.09



FUND DEPT 2091-248 : ANIMAL CONTROL - ANIMAL IMPOUND SERVICES

2/15/2023 4:06:57 PM

PERIOD ENDING 1/31/2023

	ACTUAL LAST YEAR			ACTUAL THIS YEAR				ENCUMBRANCE	BUDGET	UNENCUMBERED BALANCE
	CURRENT MONTH	YEAR TO DATE	%	CURRENT MONTH	%	YEAR TO DATE	%			
REVENUES										
4004 INTERGOVERNMENTAL REVENUE	0.00	0.00	0	7,321.70	0	7,321.70	0	0.00	0.00	-7,321.70
4005 FINES AND FORFEITURES	1,306.00	1,306.00	3	0.00	0	0.00	0	0.00	0.00	0.00
TOTAL REVENUES	1,306.00	1,306.00	1	7,321.70	0	7,321.70	0	0.00	0.00	-7,321.70
EXPENDITURES										
5001 SALARIES AND WAGES	7,724.30	7,724.30	7	9,140.70	0	9,140.70	0	0.00	0.00	-9,140.70
5003 FRINGE BENEFITS	299.07	299.07	1	1,225.56	0	1,225.56	0	0.00	0.00	-1,225.56
5010 COMMODITIES	0.00	0.00	0	1,077.56	107 8	1,077.56	107 8	0.00	100.00	-977.56
TOTAL EXPENDITURES	8,023.37	8,023.37	4	11,443.82	114 44	11,443.82	114 44	0.00	100.00	-11,343.82
NET CHANGE IN FUND BALANCE	-6,717.37	-6,717.37		-4,122.12		-4,122.12		0.00	-100.00	4,022.12




FUND DEPT 2092-074 : LAW LIBRARY - LAW LIBRARY

2/15/2023 4:06:57 PM

PERIOD ENDING 1/31/2023

	ACTUAL LAST YEAR			ACTUAL THIS YEAR				ENCUMBRANCE	BUDGET	UNENCUMBERED BALANCE
	CURRENT MONTH	YEAR TO DATE	%	CURRENT MONTH	%	YEAR TO DATE	%			
REVENUES										
4007 CHARGES FOR SERVICES	6,821.25	6,821.25	9	0.00	0	0.00	0	0.00	0.00	0.00
4008 INVESTMENT EARNINGS	7.85	7.85	8	0.00	0	0.00	0	0.00	0.00	0.00
TOTAL REVENUES	6,829.10	6,829.10	9	0.00	0	0.00	0	0.00	0.00	0.00
EXPENDITURES										
5010 COMMODITIES	1,672.65	1,672.65	4	1,756.28	0	1,756.28	0	0.00	0.00	-1,756.28
5020 SERVICES	7.48	7.48	0	385.00	0	385.00	0	0.00	0.00	-385.00
TOTAL EXPENDITURES	1,680.13	1,680.13	2	2,141.28	0	2,141.28	0	0.00	0.00	-2,141.28
OTHER FINANCING SOURCES (USES)										
TOTAL OTHER FINANCING SOURCES (USES)	0.00	0.00		0.00		0.00		0.00	0.00	0.00
NET CHANGE IN FUND BALANCE	5,148.97	5,148.97		-2,141.28		-2,141.28		0.00	0.00	2,141.28



FUND DEPT 2093-031 : FORECLOSURE MEDIATION FND - CIRCUIT COURT

2/15/2023 4:06:57 PM

PERIOD ENDING 1/31/2023

	ACTUAL LAST YEAR			ACTUAL THIS YEAR				ENCUMBRANCE	BUDGET	UNENCUMBERED BALANCE
	CURRENT MONTH	YEAR TO DATE	%	CURRENT MONTH	%	YEAR TO DATE	%			
REVENUES										
4007 CHARGES FOR SERVICES	150.00	150.00	1	0.00	0	0.00	0	0.00	0.00	0.00
4008 INVESTMENT EARNINGS	1.45	1.45	1	0.00	0	0.00	0	0.00	0.00	0.00
TOTAL REVENUES	151.45	151.45	1	0.00	0	0.00	0	0.00	0.00	0.00
EXPENDITURES										
5001 SALARIES AND WAGES	703.56	703.56	5	0.00	0	0.00	0	0.00	0.00	0.00
5003 FRINGE BENEFITS	13.79	13.79	1	0.00	0	0.00	0	0.00	0.00	0.00
5020 SERVICES	0.00	0.00	0	7.49	0	7.49	0	0.00	0.00	-7.49
TOTAL EXPENDITURES	717.35	717.35	2	7.49	0	7.49	0	0.00	0.00	-7.49
OTHER FINANCING SOURCES (USES)										
TOTAL OTHER FINANCING SOURCES (USES)	0.00	0.00		0.00		0.00		0.00	0.00	0.00
NET CHANGE IN FUND BALANCE	-565.90	-565.90		-7.49		-7.49		0.00	0.00	7.49



FUND DEPT 2101-054 : I/DD SPECIAL INITIATIVES - CILA PROJECT

2/15/2023 4:06:57 PM

PERIOD ENDING 1/31/2023

	ACTUAL LAST YEAR			ACTUAL THIS YEAR				ENCUMBRANCE	BUDGET	UNENCUMBERED BALANCE
	CURRENT MONTH	YEAR TO DATE	%	CURRENT MONTH	%	YEAR TO DATE	%			
REVENUES										
4008 INVESTMENT EARNINGS	29.17	29.17	15	0.00	0	0.00	0	0.00	0.00	0.00
TOTAL REVENUES	29.17	29.17	15	0.00	0	0.00	0	0.00	0.00	0.00
EXPENDITURES										
5020 SERVICES	5,500.00	5,500.00	16	0.00	0	0.00	0	0.00	0.00	0.00
TOTAL EXPENDITURES	5,500.00	5,500.00	11	0.00	0	0.00	0	0.00	0.00	0.00
OTHER FINANCING SOURCES (USES)										
6001 OTHER FINANCING SOURCES	50,000.00	50,000.00	100	0.00	0	0.00	0	0.00	0.00	0.00
TOTAL OTHER FINANCING SOURCES (USES)	50,000.00	50,000.00		0.00		0.00		0.00	0.00	0.00
NET CHANGE IN FUND BALANCE	44,529.17	44,529.17		0.00		0.00		0.00	0.00	0.00



FUND DEPT 2103-060 : HWY FED AID MATCHING FUND - HIGHWAY

2/15/2023 4:06:57 PM

PERIOD ENDING 1/31/2023

	ACTUAL LAST YEAR			ACTUAL THIS YEAR				ENCUMBRANCE	BUDGET	UNENCUMBERED BALANCE
	CURRENT MONTH	YEAR TO DATE	%	CURRENT MONTH	%	YEAR TO DATE	%			
REVENUES										
4008 INVESTMENT EARNINGS	28.56	28.56	0	0.00	0	0.00	0	0.00	0.00	0.00
TOTAL REVENUES	28.56	28.56	0	0.00	0	0.00	0	0.00	0.00	0.00
EXPENDITURES										
TOTAL EXPENDITURES	0.00	0.00	0	0.00	0	0.00	0	0.00	0.00	0.00
OTHER FINANCING SOURCES (USES)										
TOTAL OTHER FINANCING SOURCES (USES)	0.00	0.00		0.00		0.00		0.00	0.00	0.00
NET CHANGE IN FUND BALANCE	28.56	28.56		0.00		0.00		0.00	0.00	0.00




FUND DEPT 2104-104 : EARLY CHILDHOOD FUND - EARLY CHILDHOOD DEVELOPMENT

2/15/2023 4:06:57 PM

PERIOD ENDING 1/31/2023

	ACTUAL LAST YEAR			ACTUAL THIS YEAR				ENCUMBRANCE	BUDGET	UNENCUMBERED BALANCE
	CURRENT MONTH	YEAR TO DATE	%	CURRENT MONTH	%	YEAR TO DATE	%			
REVENUES										
4004 INTERGOVERNMENTAL REVENUE	507,137.25	507,137.25	4	652,499.99	0	652,499.99	0	0.00	0.00	-652,499.99
4007 CHARGES FOR SERVICES	0.00	0.00	0	200.00	0	200.00	0	0.00	0.00	-200.00
4008 INVESTMENT EARNINGS	4,048.52	4,048.52	40	12,900.00	0	12,900.00	0	0.00	0.00	-12,900.00
4009 MISCELLANEOUS REVENUES	2,291.24	2,291.24	18	163.98	0	163.98	0	0.00	0.00	-163.98
TOTAL REVENUES	513,477.01	513,477.01	4	665,763.97	0	665,763.97	0	0.00	0.00	-665,763.97
EXPENDITURES										
5001 SALARIES AND WAGES	291,545.91	291,545.91	5	332,191.76	-204	332,191.76	-204	0.00	-162,750.00	-494,941.76
5003 FRINGE BENEFITS	11,379.33	11,379.33	1	36,834.46	-22	36,834.46	-22	0.00	-164,180.00	-201,014.46
5010 COMMODITIES	8,586.60	8,586.60	1	31,518.44	134	31,518.44	134	0.00	-2,350.00	-33,868.44
					1		1			
5020 SERVICES	168,696.61	168,696.61	5	126,317.39	-18	126,317.39	-18	5,792.00	-715,800.00	-847,909.39
8000 CAPITAL OUTLAY	32,018.58	32,018.58	0	0.00	0	0.00	0	29,015.00	45,080.00	16,065.00
TOTAL EXPENDITURES	512,227.03	512,227.03	4	526,862.05	-53	526,862.05	-53	34,807.00	-1,000,000.00	-1,561,669.05
OTHER FINANCING SOURCES (USES)										
7001 OTHER FINANCING USES	0.00	0.00	0	0.00	0	0.00	0	0.00	-1,000,000.00	-1,000,000.00
TOTAL OTHER FINANCING SOURCES (USES)	0.00	0.00		0.00		0.00		0.00	-1,000,000.00	-1,000,000.00
NET CHANGE IN FUND BALANCE	1,249.98	1,249.98		138,901.92		138,901.92		-34,807.00	0.00	-104,094.92



FUND DEPT 2106-010 : PUBL SAFETY SALES TAX FND - COUNTY BOARD

2/15/2023 4:06:57 PM

PERIOD ENDING 1/31/2023

	ACTUAL LAST YEAR			ACTUAL THIS YEAR				ENCUMBRANCE	BUDGET	UNENCUMBERED BALANCE
	CURRENT MONTH	YEAR TO DATE	%	CURRENT MONTH	%	YEAR TO DATE	%			
REVENUES										
4008 INVESTMENT EARNINGS	233.82	233.82	12	0.00	0	0.00	0	0.00	0.00	0.00
TOTAL REVENUES	233.82	233.82	0	0.00	0	0.00	0	0.00	0.00	0.00
EXPENDITURES										
5020 SERVICES	25,929.98	25,929.98	3	69,902.93	0	69,902.93	0	0.00	0.00	-69,902.93
TOTAL EXPENDITURES	25,929.98	25,929.98	3	69,902.93	0	69,902.93	0	0.00	0.00	-69,902.93
OTHER FINANCING SOURCES (USES)										
TOTAL OTHER FINANCING SOURCES (USES)	0.00	0.00		0.00		0.00		0.00	0.00	0.00
NET CHANGE IN FUND BALANCE	-25,696.16	-25,696.16		-69,902.93		-69,902.93		0.00	0.00	69,902.93




FUND DEPT 2106-013 : PUBL SAFETY SALES TAX FND - DEBT SERVICE

2/15/2023 4:06:57 PM

PERIOD ENDING 1/31/2023

	ACTUAL LAST YEAR			ACTUAL THIS YEAR				ENCUMBRANCE	BUDGET	UNENCUMBERED BALANCE
	CURRENT MONTH	YEAR TO DATE	%	CURRENT MONTH	%	YEAR TO DATE	%			
REVENUES										
TOTAL REVENUES	0.00	0.00	0	0.00	0	0.00	0	0.00	0.00	0.00
EXPENDITURES										
TOTAL EXPENDITURES	0.00	0.00	0	0.00	0	0.00	0	0.00	0.00	0.00
NET CHANGE IN FUND BALANCE	0.00	0.00		0.00		0.00		0.00	0.00	0.00



FUND DEPT 2106-060 : PUBL SAFETY SALES TAX FND - HIGHWAY

2/15/2023 4:06:57 PM


PERIOD ENDING 1/31/2023

	ACTUAL LAST YEAR			ACTUAL THIS YEAR				ENCUMBRANCE	BUDGET	UNENCUMBERED BALANCE
	CURRENT MONTH	YEAR TO DATE	%	CURRENT MONTH	%	YEAR TO DATE	%			
REVENUES										
TOTAL REVENUES	0.00	0.00	0	0.00	0	0.00	0	0.00	0.00	0.00
NET CHANGE IN FUND BALANCE	0.00	0.00		0.00		0.00		0.00	0.00	0.00



PERIOD ENDING 1/31/2023

	ACTUAL LAST YEAR			ACTUAL THIS YEAR				ENCUMBRANCE	BUDGET	UNENCUMBERED BALANCE
	CURRENT MONTH	YEAR TO DATE	%	CURRENT MONTH	%	YEAR TO DATE	%			
EXPENDITURES										
5020 SERVICES	13,602.69	13,602.69	13	15,416.34	0	15,416.34	0	0.00	0.00	-15,416.34
TOTAL EXPENDITURES	13,602.69	13,602.69	13	15,416.34	0	15,416.34	0	0.00	0.00	-15,416.34
NET CHANGE IN FUND BALANCE	-13,602.69	-13,602.69		-15,416.34		-15,416.34		0.00	0.00	15,416.34



FUND DEPT 2106-237 : PUBL SAFETY SALES TAX FND - DELINQ PREVENTION GRANTS

2/15/2023 4:06:57 PM

PERIOD ENDING 1/31/2023

	ACTUAL LAST YEAR			ACTUAL THIS YEAR				ENCUMBRANCE	BUDGET	UNENCUMBERED BALANCE
	CURRENT MONTH	YEAR TO DATE	%	CURRENT MONTH	%	YEAR TO DATE	%			
EXPENDITURES										
5020 SERVICES	23,229.17	23,229.17	8	26,666.66	0	26,666.66	0	0.00	0.00	-26,666.66
TOTAL EXPENDITURES	23,229.17	23,229.17	8	26,666.66	0	26,666.66	0	0.00	0.00	-26,666.66
NET CHANGE IN FUND BALANCE	-23,229.17	-23,229.17		-26,666.66		-26,666.66		0.00	0.00	26,666.66



FUND DEPT 2107-010 : GEOGRAPHIC INF SYS FUND (GIS) - COUNTY BOARD

2/15/2023 4:06:57 PM

PERIOD ENDING 1/31/2023

	ACTUAL LAST YEAR			ACTUAL THIS YEAR				ENCUMBRANCE	BUDGET	UNENCUMBERED BALANCE
	CURRENT MONTH	YEAR TO DATE	%	CURRENT MONTH	%	YEAR TO DATE	%			
REVENUES										
4008 INVESTMENT EARNINGS	30.08	30.08	15	0.00	0	0.00	0	0.00	0.00	0.00
TOTAL REVENUES	30.08	30.08	0	0.00	0	0.00	0	0.00	0.00	0.00
EXPENDITURES										
TOTAL EXPENDITURES	0.00	0.00	0	0.00	0	0.00	0	0.00	0.00	0.00
NET CHANGE IN FUND BALANCE	30.08	30.08		0.00		0.00		0.00	0.00	0.00




FUND DEPT 2108-050 : DEVLPMNTL DISABILITY FUND - DEVL MNTL DISABILITY BOARD

2/15/2023 4:06:57 PM

PERIOD ENDING 1/31/2023

	ACTUAL LAST YEAR			ACTUAL THIS YEAR				ENCUMBRANCE	BUDGET	UNENCUMBERED BALANCE
	CURRENT MONTH	YEAR TO DATE	%	CURRENT MONTH	%	YEAR TO DATE	%			
REVENUES										
4008 INVESTMENT EARNINGS	133.98	133.98	13	0.00	0	0.00	0	0.00	0.00	0.00
TOTAL REVENUES	133.98	133.98	0	0.00	0	0.00	0	0.00	0.00	0.00
EXPENDITURES										
5020 SERVICES	683,748.00	683,748.00	15	708,488.00	0	708,488.00	0	0.00	0.00	-708,488.00
TOTAL EXPENDITURES	683,748.00	683,748.00	15	708,488.00	0	708,488.00	0	0.00	0.00	-708,488.00
OTHER FINANCING SOURCES (USES)										
7001 OTHER FINANCING USES	-50,000.00	-50,000.00	100	-50,000.00	0	-50,000.00	0	0.00	0.00	50,000.00
TOTAL OTHER FINANCING SOURCES (USES)	-50,000.00	-50,000.00		-50,000.00		-50,000.00		0.00	0.00	50,000.00
NET CHANGE IN FUND BALANCE	-733,614.02	-733,614.02		-758,488.00		-758,488.00		0.00	0.00	758,488.00



FUND DEPT 2110-110 : WORKFORCE DEVELOPMENT FND - WORKFORCE DEVELOPMENT

2/15/2023 4:06:57 PM

PERIOD ENDING 1/31/2023

	ACTUAL LAST YEAR			ACTUAL THIS YEAR				ENCUMBRANCE	BUDGET	UNENCUMBERED BALANCE
	CURRENT MONTH	YEAR TO DATE	%	CURRENT MONTH	%	YEAR TO DATE	%			
REVENUES										
TOTAL REVENUES	0.00	0.00	0	0.00	0	0.00	0	0.00	0.00	0.00
EXPENDITURES										
5001 SALARIES AND WAGES	28,711.38	28,711.38	2	32,640.37	163	32,640.37	163	0.00	-2,000.00	-34,640.37
					2		2			
5003 FRINGE BENEFITS	1,081.67	1,081.67	0	3,366.31	0	3,366.31	0	0.00	0.00	-3,366.31
5010 COMMODITIES	0.00	0.00	0	1,072.63	1	1,072.63	1	0.00	126,000.00	124,927.37
5020 SERVICES	40,624.55	40,624.55	1	87,448.48	-71	87,448.48	-71	0.00	-124,000.00	-211,448.48
TOTAL EXPENDITURES	70,417.60	70,417.60	2	124,527.79	0	124,527.79	0	0.00	0.00	-124,527.79
OTHER FINANCING SOURCES (USES)										
TOTAL OTHER FINANCING SOURCES (USES)	0.00	0.00		0.00		0.00		0.00	0.00	0.00
NET CHANGE IN FUND BALANCE	-70,417.60	-70,417.60		-124,527.79		-124,527.79		0.00	0.00	124,527.79



FUND DEPT 2120-060 : HWY IDOT REBUILD GRANT - HIGHWAY

2/15/2023 4:06:57 PM

PERIOD ENDING 1/31/2023

	ACTUAL LAST YEAR			ACTUAL THIS YEAR				ENCUMBRANCE	BUDGET	UNENCUMBERED BALANCE
	CURRENT MONTH	YEAR TO DATE	%	CURRENT MONTH	%	YEAR TO DATE	%			
REVENUES										
4008 INVESTMENT EARNINGS	229.26	229.26	8	0.00	0	0.00	0	0.00	0.00	0.00
TOTAL REVENUES	229.26	229.26	0	0.00	0	0.00	0	0.00	0.00	0.00
EXPENDITURES										
TOTAL EXPENDITURES	0.00	0.00	0	0.00	0	0.00	0	0.00	0.00	0.00
NET CHANGE IN FUND BALANCE	229.26	229.26		0.00		0.00		0.00	0.00	0.00



FUND DEPT 2121-060 : TWP IDOT REBUILD GRANT - HIGHWAY

2/15/2023 4:06:57 PM

PERIOD ENDING 1/31/2023

	ACTUAL LAST YEAR			ACTUAL THIS YEAR				ENCUMBRANCE	BUDGET	UNENCUMBERED BALANCE
	CURRENT MONTH	YEAR TO DATE	%	CURRENT MONTH	%	YEAR TO DATE	%			
REVENUES										
4008 INVESTMENT EARNINGS	125.16	125.16	0	0.00	0	0.00	0	0.00	0.00	0.00
TOTAL REVENUES	125.16	125.16	0	0.00	0	0.00	0	0.00	0.00	0.00
EXPENDITURES										
TOTAL EXPENDITURES	0.00	0.00	0	0.00	0	0.00	0	0.00	0.00	0.00
NET CHANGE IN FUND BALANCE	125.16	125.16		0.00		0.00		0.00	0.00	0.00




FUND DEPT 2188-044 : SOCIAL SECURITY FUND - NURSING HOME

2/15/2023 4:06:57 PM

PERIOD ENDING 1/31/2023

	ACTUAL LAST YEAR			ACTUAL THIS YEAR				ENCUMBRANCE	BUDGET	UNENCUMBERED BALANCE
	CURRENT MONTH	YEAR TO DATE	%	CURRENT MONTH	%	YEAR TO DATE	%			
EXPENDITURES										
TOTAL EXPENDITURES	0.00	0.00	0	0.00	0	0.00	0	0.00	0.00	0.00
OTHER FINANCING SOURCES (USES)										
TOTAL OTHER FINANCING SOURCES (USES)	0.00	0.00		0.00		0.00		0.00	0.00	0.00
NET CHANGE IN FUND BALANCE	0.00	0.00		0.00		0.00		0.00	0.00	0.00




FUND DEPT 2188-075 : SOCIAL SECURITY FUND - GENERAL COUNTY

2/15/2023 4:06:57 PM

PERIOD ENDING 1/31/2023

	ACTUAL LAST YEAR			ACTUAL THIS YEAR				ENCUMBRANCE	BUDGET	UNENCUMBERED BALANCE
	CURRENT MONTH	YEAR TO DATE	%	CURRENT MONTH	%	YEAR TO DATE	%			
REVENUES										
4008 INVESTMENT EARNINGS	56.76	56.76	0	0.00	0	0.00	0	0.00	0.00	0.00
4009 MISCELLANEOUS REVENUES	0.00	0.00	0	0.01	0	0.01	0	0.00	0.00	-0.01
TOTAL REVENUES	56.76	56.76	0	0.01	0	0.01	0	0.00	0.00	-0.01
EXPENDITURES										
5003 FRINGE BENEFITS	105,155.74	105,155.74	3	83,672.48	0	83,672.48	0	0.00	0.00	-83,672.48
TOTAL EXPENDITURES	105,155.74	105,155.74	3	83,672.48	0	83,672.48	0	0.00	0.00	-83,672.48
OTHER FINANCING SOURCES (USES)										
6001 OTHER FINANCING SOURCES	-19,445.85	-19,445.85	-1	0.00	0	0.00	0	0.00	0.00	0.00
TOTAL OTHER FINANCING SOURCES (USES)	-19,445.85	-19,445.85		0.00		0.00		0.00	0.00	0.00
NET CHANGE IN FUND BALANCE	-124,544.83	-124,544.83		-83,672.47		-83,672.47		0.00	0.00	83,672.47




FUND DEPT 2474-474 : RPC USDA REVOLVING LOANS - RPC USDA REVOLVING LOANS

2/15/2023 4:06:57 PM

PERIOD ENDING 1/31/2023

	ACTUAL LAST YEAR			ACTUAL THIS YEAR				ENCUMBRANCE	BUDGET	UNENCUMBERED BALANCE
	CURRENT MONTH	YEAR TO DATE	%	CURRENT MONTH	%	YEAR TO DATE	%			
REVENUES										
4008 INVESTMENT EARNINGS	278.25	278.25	2	902.24	0	902.24	0	0.00	0.00	-902.24
TOTAL REVENUES	278.25	278.25	2	902.24	0	902.24	0	0.00	0.00	-902.24
EXPENDITURES										
TOTAL EXPENDITURES	0.00	0.00	0	0.00	0	0.00	0	0.00	0.00	0.00
OTHER FINANCING SOURCES (USES)										
TOTAL OTHER FINANCING SOURCES (USES)	0.00	0.00		0.00		0.00		0.00	0.00	0.00
NET CHANGE IN FUND BALANCE	278.25	278.25		902.24		902.24		0.00	0.00	-902.24



FUND DEPT 2475-475 : RPC ECON DEVELOPMNT LOANS - RPC ECON DEVELOPMNT LOANS

2/15/2023 4:06:57 PM

PERIOD ENDING 1/31/2023

	ACTUAL LAST YEAR			ACTUAL THIS YEAR				ENCUMBRANCE	BUDGET	UNENCUMBERED BALANCE
	CURRENT MONTH	YEAR TO DATE	%	CURRENT MONTH	%	YEAR TO DATE	%			
REVENUES										
4008 INVESTMENT EARNINGS	163.61	163.61	0	0.00	0	0.00	0	0.00	0.00	0.00
TOTAL REVENUES	163.61	163.61	0	0.00	0	0.00	0	0.00	0.00	0.00
EXPENDITURES										
TOTAL EXPENDITURES	0.00	0.00	0	0.00	0	0.00	0	0.00	0.00	0.00
OTHER FINANCING SOURCES (USES)										
TOTAL OTHER FINANCING SOURCES (USES)	0.00	0.00		0.00		0.00		0.00	0.00	0.00
NET CHANGE IN FUND BALANCE	163.61	163.61		0.00		0.00		0.00	0.00	0.00




FUND DEPT 2609-026 : TAX INDEMNITY FUND - COUNTY TREASURER

2/15/2023 4:06:57 PM

PERIOD ENDING 1/31/2023

	ACTUAL LAST YEAR			ACTUAL THIS YEAR				ENCUMBRANCE	BUDGET	UNENCUMBERED BALANCE
	CURRENT MONTH	YEAR TO DATE	%	CURRENT MONTH	%	YEAR TO DATE	%			
EXPENDITURES										
TOTAL EXPENDITURES	0.00	0.00	0	0.00	0	0.00	0	0.00	0.00	0.00
OTHER FINANCING SOURCES (USES)										
TOTAL OTHER FINANCING SOURCES (USES)	0.00	0.00		0.00		0.00		0.00	0.00	0.00
NET CHANGE IN FUND BALANCE	0.00	0.00		0.00		0.00		0.00	0.00	0.00



FUND DEPT 2610-026 : WORKING CASH FUND - COUNTY TREASURER

2/15/2023 4:06:57 PM

PERIOD ENDING 1/31/2023

	ACTUAL LAST YEAR			ACTUAL THIS YEAR				ENCUMBRANCE	BUDGET	UNENCUMBERED BALANCE
	CURRENT MONTH	YEAR TO DATE	%	CURRENT MONTH	%	YEAR TO DATE	%			
REVENUES										
4008 INVESTMENT EARNINGS	22.56	22.56	0	0.00	0	0.00	0	0.00	0.00	0.00
TOTAL REVENUES	22.56	22.56	0	0.00	0	0.00	0	0.00	0.00	0.00
OTHER FINANCING SOURCES (USES)										
TOTAL OTHER FINANCING SOURCES (USES)	0.00	0.00		0.00		0.00		0.00	0.00	0.00
NET CHANGE IN FUND BALANCE	22.56	22.56		0.00		0.00		0.00	0.00	0.00



FUND DEPT 2611-022 : COUNTY CLK SURCHARGE FUND - COUNTY CLERK

2/15/2023 4:06:57 PM

PERIOD ENDING 1/31/2023

	ACTUAL LAST YEAR			ACTUAL THIS YEAR				ENCUMBRANCE	BUDGET	UNENCUMBERED BALANCE
	CURRENT MONTH	YEAR TO DATE	%	CURRENT MONTH	%	YEAR TO DATE	%			
REVENUES										
TOTAL REVENUES	0.00	0.00	0	0.00	0	0.00	0	0.00	0.00	0.00
EXPENDITURES										
TOTAL EXPENDITURES	0.00	0.00	0	0.00	0	0.00	0	0.00	0.00	0.00
NET CHANGE IN FUND BALANCE	0.00	0.00		0.00		0.00		0.00	0.00	0.00



FUND DEPT 2612-040 : SHERIFF DRUG FORFEITURES - SHERIFF

2/15/2023 4:06:57 PM

PERIOD ENDING 1/31/2023

	ACTUAL LAST YEAR			ACTUAL THIS YEAR				ENCUMBRANCE	BUDGET	UNENCUMBERED BALANCE
	CURRENT MONTH	YEAR TO DATE	%	CURRENT MONTH	%	YEAR TO DATE	%			
REVENUES										
4008 INVESTMENT EARNINGS	7.29	7.29	15	0.00	0	0.00	0	0.00	0.00	0.00
TOTAL REVENUES	7.29	7.29	0	0.00	0	0.00	0	0.00	0.00	0.00
EXPENDITURES										
5010 COMMODITIES	0.00	0.00	0	1,036.74	0	1,036.74	0	0.00	0.00	-1,036.74
5020 SERVICES	0.00	0.00	0	384.92	0	384.92	0	0.00	0.00	-384.92
TOTAL EXPENDITURES	0.00	0.00	0	1,421.66	0	1,421.66	0	0.00	0.00	-1,421.66
OTHER FINANCING SOURCES (USES)										
TOTAL OTHER FINANCING SOURCES (USES)	0.00	0.00		0.00		0.00		0.00	0.00	0.00
NET CHANGE IN FUND BALANCE	7.29	7.29		-1,421.66		-1,421.66		0.00	0.00	1,421.66



FUND DEPT 2613-030 : COURT'S AUTOMATION FUND - CIRCUIT CLERK

2/15/2023 4:06:57 PM

PERIOD ENDING 1/31/2023

	ACTUAL LAST YEAR			ACTUAL THIS YEAR				ENCUMBRANCE	BUDGET	UNENCUMBERED BALANCE
	CURRENT MONTH	YEAR TO DATE	%	CURRENT MONTH	%	YEAR TO DATE	%			
REVENUES										
4007 CHARGES FOR SERVICES	14,775.16	14,775.16	7	0.00	0	0.00	0	0.00	0.00	0.00
4008 INVESTMENT EARNINGS	5.47	5.47	0	0.00	0	0.00	0	0.00	0.00	0.00
TOTAL REVENUES	14,780.63	14,780.63	7	0.00	0	0.00	0	0.00	0.00	0.00
EXPENDITURES										
5020 SERVICES	89,941.33	89,941.33	38	94,268.66	0	94,268.66	0	23,562.65	0.00	-117,831.31
TOTAL EXPENDITURES	89,941.33	89,941.33	36	94,268.66	0	94,268.66	0	23,562.65	0.00	-117,831.31
OTHER FINANCING SOURCES (USES)										
TOTAL OTHER FINANCING SOURCES (USES)	0.00	0.00		0.00		0.00		0.00	0.00	0.00
NET CHANGE IN FUND BALANCE	-75,160.70	-75,160.70		-94,268.66		-94,268.66		-23,562.65	0.00	117,831.31




FUND DEPT 2614-023 : RECORDER'S AUTOMATION FND - RECORDER

2/15/2023 4:06:57 PM

PERIOD ENDING 1/31/2023

	ACTUAL LAST YEAR			ACTUAL THIS YEAR				ENCUMBRANCE	BUDGET	UNENCUMBERED BALANCE
	CURRENT MONTH	YEAR TO DATE	%	CURRENT MONTH	%	YEAR TO DATE	%			
REVENUES										
4008 INVESTMENT EARNINGS	28.89	28.89	1	0.00	0	0.00	0	0.00	0.00	0.00
TOTAL REVENUES	28.89	28.89	0	0.00	0	0.00	0	0.00	0.00	0.00
EXPENDITURES										
5001 SALARIES AND WAGES	840.56	840.56	3	790.57	0	790.57	0	0.00	0.00	-790.57
5003 FRINGE BENEFITS	31.00	31.00	1	84.98	0	84.98	0	0.00	0.00	-84.98
5010 COMMODITIES	62,732.56	62,732.56	358	0.00	0	0.00	0	0.00	0.00	0.00
5020 SERVICES	2,500.00	2,500.00	4	147.03	0	147.03	0	0.00	0.00	-147.03
TOTAL EXPENDITURES	66,104.12	66,104.12	37	1,022.58	0	1,022.58	0	0.00	0.00	-1,022.58
NET CHANGE IN FUND BALANCE	-66,075.23	-66,075.23		-1,022.58		-1,022.58		0.00	0.00	1,022.58



FUND DEPT 2615-036 : PUBLIC DEFENDER AUTOMATN - PUBLIC DEFENDER

2/15/2023 4:06:57 PM

PERIOD ENDING 1/31/2023

	ACTUAL LAST YEAR			ACTUAL THIS YEAR				ENCUMBRANCE	BUDGET	UNENCUMBERED BALANCE
	CURRENT MONTH	YEAR TO DATE	%	CURRENT MONTH	%	YEAR TO DATE	%			
REVENUES										
TOTAL REVENUES	0.00	0.00	0	0.00	0	0.00	0	0.00	0.00	0.00
EXPENDITURES										
TOTAL EXPENDITURES	0.00	0.00	0	0.00	0	0.00	0	0.00	0.00	0.00
NET CHANGE IN FUND BALANCE	0.00	0.00		0.00		0.00		0.00	0.00	0.00




FUND DEPT 2617-030 : CHILD SUPPORT SERV FUND - CIRCUIT CLERK

2/15/2023 4:06:57 PM

PERIOD ENDING 1/31/2023

	ACTUAL LAST YEAR			ACTUAL THIS YEAR				ENCUMBRANCE	BUDGET	UNENCUMBERED BALANCE
	CURRENT MONTH	YEAR TO DATE	%	CURRENT MONTH	%	YEAR TO DATE	%			
REVENUES										
4007 CHARGES FOR SERVICES	144.00	144.00	1	0.00	0	0.00	0	0.00	0.00	0.00
4008 INVESTMENT EARNINGS	3.21	3.21	0	0.00	0	0.00	0	0.00	0.00	0.00
TOTAL REVENUES	147.21	147.21	1	0.00	0	0.00	0	0.00	0.00	0.00
EXPENDITURES										
5020 SERVICES	2,500.00	2,500.00	19	2,500.00	0	2,500.00	0	0.00	0.00	-2,500.00
TOTAL EXPENDITURES	2,500.00	2,500.00	14	2,500.00	0	2,500.00	0	0.00	0.00	-2,500.00
OTHER FINANCING SOURCES (USES)										
TOTAL OTHER FINANCING SOURCES (USES)	0.00	0.00		0.00		0.00		0.00	0.00	0.00
NET CHANGE IN FUND BALANCE	-2,352.79	-2,352.79		-2,500.00		-2,500.00		0.00	0.00	2,500.00



FUND DEPT 2618-051 : PROBATION SERVICES FUND - JUVENILE DETENTION CENTER

2/15/2023 4:06:57 PM

PERIOD ENDING 1/31/2023

	ACTUAL LAST YEAR			ACTUAL THIS YEAR				ENCUMBRANCE	BUDGET	UNENCUMBERED BALANCE
	CURRENT MONTH	YEAR TO DATE	%	CURRENT MONTH	%	YEAR TO DATE	%			
REVENUES										
4007 CHARGES FOR SERVICES	2,125.00	2,125.00	5	0.00	0	0.00	0	0.00	0.00	0.00
TOTAL REVENUES	2,125.00	2,125.00	5	0.00	0	0.00	0	0.00	0.00	0.00
EXPENDITURES										
TOTAL EXPENDITURES	0.00	0.00	0	0.00	0	0.00	0	0.00	0.00	0.00
OTHER FINANCING SOURCES (USES)										
TOTAL OTHER FINANCING SOURCES (USES)	0.00	0.00		0.00		0.00		0.00	0.00	0.00
NET CHANGE IN FUND BALANCE	2,125.00	2,125.00		0.00		0.00		0.00	0.00	0.00



FUND DEPT 2618-052 : PROBATION SERVICES FUND - COURT SERVICES -PROBATION

2/15/2023 4:06:57 PM

PERIOD ENDING 1/31/2023

	ACTUAL LAST YEAR			ACTUAL THIS YEAR				ENCUMBRANCE	BUDGET	UNENCUMBERED BALANCE
	CURRENT MONTH	YEAR TO DATE	%	CURRENT MONTH	%	YEAR TO DATE	%			
REVENUES										
4007 CHARGES FOR SERVICES	20,047.83	20,047.83	5	0.00	0	0.00	0	0.00	0.00	0.00
4008 INVESTMENT EARNINGS	107.81	107.81	14	0.00	0	0.00	0	0.00	0.00	0.00
4009 MISCELLANEOUS REVENUES	0.00	0.00	0	25.00	0	25.00	0	0.00	0.00	-25.00
TOTAL REVENUES	20,155.64	20,155.64	5	25.00	0	25.00	0	0.00	0.00	-25.00
EXPENDITURES										
5010 COMMODITIES	432.00	432.00	1	0.00	0	0.00	0	0.00	0.00	0.00
5020 SERVICES	2,131.31	2,131.31	1	2,444.72	0	2,444.72	0	0.00	0.00	-2,444.72
TOTAL EXPENDITURES	2,563.31	2,563.31	1	2,444.72	0	2,444.72	0	0.00	0.00	-2,444.72
OTHER FINANCING SOURCES (USES)										
TOTAL OTHER FINANCING SOURCES (USES)	0.00	0.00		0.00		0.00		0.00	0.00	0.00
NET CHANGE IN FUND BALANCE	17,592.33	17,592.33		-2,419.72		-2,419.72		0.00	0.00	2,419.72



FUND DEPT 2619-026 : TAX SALE AUTOMATION FUND - COUNTY TREASURER

2/15/2023 4:06:57 PM

PERIOD ENDING 1/31/2023

	ACTUAL LAST YEAR			ACTUAL THIS YEAR				ENCUMBRANCE	BUDGET	UNENCUMBERED BALANCE
	CURRENT MONTH	YEAR TO DATE	%	CURRENT MONTH	%	YEAR TO DATE	%			
REVENUES										
4007 CHARGES FOR SERVICES	0.00	0.00	0	5.00	0	5.00	0	0.00	0.00	-5.00
4008 INVESTMENT EARNINGS	0.79	0.79	0	0.00	0	0.00	0	0.00	0.00	0.00
TOTAL REVENUES	0.79	0.79	0	5.00	0	5.00	0	0.00	0.00	-5.00
EXPENDITURES										
TOTAL EXPENDITURES	0.00	0.00	0	0.00	0	0.00	0	0.00	0.00	0.00
NET CHANGE IN FUND BALANCE	0.79	0.79		5.00		5.00		0.00	0.00	-5.00



FUND DEPT 2621-041 : STS ATTY DRUG FORFEITURES - STATES ATTORNEY

2/15/2023 4:06:57 PM

PERIOD ENDING 1/31/2023

	ACTUAL LAST YEAR			ACTUAL THIS YEAR				ENCUMBRANCE	BUDGET	UNENCUMBERED BALANCE
	CURRENT MONTH	YEAR TO DATE	%	CURRENT MONTH	%	YEAR TO DATE	%			
REVENUES										
4005 FINES AND FORFEITURES	27,818.89	27,818.89	116	3,079.94	0	3,079.94	0	0.00	0.00	-3,079.94
4008 INVESTMENT EARNINGS	7.35	7.35	0	0.00	0	0.00	0	0.00	0.00	0.00
TOTAL REVENUES	27,826.24	27,826.24	116	3,079.94	0	3,079.94	0	0.00	0.00	-3,079.94
EXPENDITURES										
5010 COMMODITIES	0.00	0.00	0	0.00	0	0.00	0	0.00	-5,000.00	-5,000.00
5020 SERVICES	0.00	0.00	0	328.00	7	328.00	7	0.00	5,000.00	4,672.00
TOTAL EXPENDITURES	0.00	0.00	0	328.00	0	328.00	0	0.00	0.00	-328.00
OTHER FINANCING SOURCES (USES)										
TOTAL OTHER FINANCING SOURCES (USES)	0.00	0.00		0.00		0.00		0.00	0.00	0.00
NET CHANGE IN FUND BALANCE	27,826.24	27,826.24		2,751.94		2,751.94		0.00	0.00	-2,751.94



FUND DEPT 2627-026 : PROPERTY TAX INT FEE FUND - COUNTY TREASURER

2/15/2023 4:06:57 PM

PERIOD ENDING 1/31/2023

	ACTUAL LAST YEAR			ACTUAL THIS YEAR				ENCUMBRANCE	BUDGET	UNENCUMBERED BALANCE
	CURRENT MONTH	YEAR TO DATE	%	CURRENT MONTH	%	YEAR TO DATE	%			
REVENUES										
4008 INVESTMENT EARNINGS	3.92	3.92	0	0.00	0	0.00	0	0.00	0.00	0.00
TOTAL REVENUES	3.92	3.92	0	0.00	0	0.00	0	0.00	0.00	0.00
OTHER FINANCING SOURCES (USES)										
TOTAL OTHER FINANCING SOURCES (USES)	0.00	0.00		0.00		0.00		0.00	0.00	0.00
NET CHANGE IN FUND BALANCE	3.92	3.92		0.00		0.00		0.00	0.00	0.00



FUND DEPT 2628-022 : ELECTN ASSIST/ACCESSIBLTY - COUNTY CLERK

2/15/2023 4:06:57 PM

PERIOD ENDING 1/31/2023

	ACTUAL LAST YEAR			ACTUAL THIS YEAR				ENCUMBRANCE	BUDGET	UNENCUMBERED BALANCE
	CURRENT MONTH	YEAR TO DATE	%	CURRENT MONTH	%	YEAR TO DATE	%			
REVENUES										
TOTAL REVENUES	0.00	0.00	0	0.00	0	0.00	0	0.00	0.00	0.00
EXPENDITURES										
5001 SALARIES AND WAGES	0.00	0.00	0	2,034.50	0	2,034.50	0	0.00	0.00	-2,034.50
5003 FRINGE BENEFITS	0.00	0.00	0	161.94	0	161.94	0	0.00	0.00	-161.94
5010 COMMODITIES	0.00	0.00	0	0.00	0	0.00	0	0.00	-49,000.00	-49,000.00
5020 SERVICES	275.70	275.70	0	31,563.26	64	31,563.26	64	0.00	49,000.00	17,436.74
TOTAL EXPENDITURES	275.70	275.70	0	33,759.70	0	33,759.70	0	0.00	0.00	-33,759.70
OTHER FINANCING SOURCES (USES)										
TOTAL OTHER FINANCING SOURCES (USES)	0.00	0.00		0.00		0.00		0.00	0.00	0.00
NET CHANGE IN FUND BALANCE	-275.70	-275.70		-33,759.70		-33,759.70		0.00	0.00	33,759.70



FUND DEPT 2629-010 : COUNTY HISTORICAL FUND - COUNTY BOARD

2/15/2023 4:06:57 PM

PERIOD ENDING 1/31/2023

	ACTUAL LAST YEAR			ACTUAL THIS YEAR				ENCUMBRANCE	BUDGET	UNENCUMBERED BALANCE
	CURRENT MONTH	YEAR TO DATE	%	CURRENT MONTH	%	YEAR TO DATE	%			
REVENUES										
4008 INVESTMENT EARNINGS	0.54	0.54	5	0.00	0	0.00	0	0.00	0.00	0.00
TOTAL REVENUES	0.54	0.54	5	0.00	0	0.00	0	0.00	0.00	0.00
EXPENDITURES										
TOTAL EXPENDITURES	0.00	0.00	0	0.00	0	0.00	0	0.00	0.00	0.00
NET CHANGE IN FUND BALANCE	0.54	0.54		0.00		0.00		0.00	0.00	0.00




FUND DEPT 2630-030 : CIR CLK OPERATION & ADMIN - CIRCUIT CLERK

2/15/2023 4:06:57 PM

PERIOD ENDING 1/31/2023

	ACTUAL LAST YEAR			ACTUAL THIS YEAR				ENCUMBRANCE	BUDGET	UNENCUMBERED BALANCE
	CURRENT MONTH	YEAR TO DATE	%	CURRENT MONTH	%	YEAR TO DATE	%			
REVENUES										
4007 CHARGES FOR SERVICES	7,299.05	7,299.05	3	0.00	0	0.00	0	0.00	0.00	0.00
4008 INVESTMENT EARNINGS	4.75	4.75	0	0.00	0	0.00	0	0.00	0.00	0.00
TOTAL REVENUES	7,303.80	7,303.80	3	0.00	0	0.00	0	0.00	0.00	0.00
EXPENDITURES										
5001 SALARIES AND WAGES	6,171.75	6,171.75	6	0.00	0	0.00	0	0.00	0.00	0.00
5003 FRINGE BENEFITS	257.75	257.75	1	0.00	0	0.00	0	0.00	0.00	0.00
5010 COMMODITIES	2,058.03	2,058.03	3	87.70	0	87.70	0	0.00	0.00	-87.70
5020 SERVICES	366.96	366.96	0	0.00	0	0.00	0	0.00	0.00	0.00
TOTAL EXPENDITURES	8,854.49	8,854.49	3	87.70	0	87.70	0	0.00	0.00	-87.70
OTHER FINANCING SOURCES (USES)										
TOTAL OTHER FINANCING SOURCES (USES)	0.00	0.00		0.00		0.00		0.00	0.00	0.00
NET CHANGE IN FUND BALANCE	-1,550.69	-1,550.69		-87.70		-87.70		0.00	0.00	87.70



FUND DEPT 2632-030 : CIR CLK ELCTRNC CITATIONS - CIRCUIT CLERK

2/15/2023 4:06:57 PM

PERIOD ENDING 1/31/2023

	ACTUAL LAST YEAR			ACTUAL THIS YEAR				ENCUMBRANCE	BUDGET	UNENCUMBERED BALANCE
	CURRENT MONTH	YEAR TO DATE	%	CURRENT MONTH	%	YEAR TO DATE	%			
REVENUES										
4007 CHARGES FOR SERVICES	2,931.63	2,931.63	5	0.00	0	0.00	0	0.00	0.00	0.00
4008 INVESTMENT EARNINGS	13.22	13.22	0	0.00	0	0.00	0	0.00	0.00	0.00
TOTAL REVENUES	2,944.85	2,944.85	5	0.00	0	0.00	0	0.00	0.00	0.00
EXPENDITURES										
TOTAL EXPENDITURES	0.00	0.00	0	0.00	0	0.00	0	0.00	0.00	0.00
NET CHANGE IN FUND BALANCE	2,944.85	2,944.85		0.00		0.00		0.00	0.00	0.00



FUND DEPT 2633-041 : STS ATTY RECORDS AUTOMATN - STATES ATTORNEY

2/15/2023 4:06:57 PM

PERIOD ENDING 1/31/2023

	ACTUAL LAST YEAR			ACTUAL THIS YEAR				ENCUMBRANCE	BUDGET	UNENCUMBERED BALANCE
	CURRENT MONTH	YEAR TO DATE	%	CURRENT MONTH	%	YEAR TO DATE	%			
REVENUES										
4007 CHARGES FOR SERVICES	252.00	252.00	5	0.00	0	0.00	0	0.00	0.00	0.00
4008 INVESTMENT EARNINGS	0.47	0.47	2	0.00	0	0.00	0	0.00	0.00	0.00
TOTAL REVENUES	252.47	252.47	5	0.00	0	0.00	0	0.00	0.00	0.00
EXPENDITURES										
TOTAL EXPENDITURES	0.00	0.00	0	0.00	0	0.00	0	0.00	0.00	0.00
NET CHANGE IN FUND BALANCE	252.47	252.47		0.00		0.00		0.00	0.00	0.00



FUND DEPT 2635-040 : CANNABIS REGULATION FUND - SHERIFF

2/15/2023 4:06:57 PM

PERIOD ENDING 1/31/2023

	ACTUAL LAST YEAR			ACTUAL THIS YEAR				ENCUMBRANCE	BUDGET	UNENCUMBERED BALANCE
	CURRENT MONTH	YEAR TO DATE	%	CURRENT MONTH	%	YEAR TO DATE	%			
REVENUES										
4008 INVESTMENT EARNINGS	2.63	2.63	0	0.00	0	0.00	0	0.00	0.00	0.00
TOTAL REVENUES	2.63	2.63	0	0.00	0	0.00	0	0.00	0.00	0.00
EXPENDITURES										
TOTAL EXPENDITURES	0.00	0.00	0	0.00	0	0.00	0	0.00	0.00	0.00
NET CHANGE IN FUND BALANCE	2.63	2.63		0.00		0.00		0.00	0.00	0.00



FUND DEPT 2638-042 : CORONER STATUTORY FEES - CORONER

2/15/2023 4:06:57 PM

PERIOD ENDING 1/31/2023

	ACTUAL LAST YEAR			ACTUAL THIS YEAR				ENCUMBRANCE	BUDGET	UNENCUMBERED BALANCE
	CURRENT MONTH	YEAR TO DATE	%	CURRENT MONTH	%	YEAR TO DATE	%			
REVENUES										
4007 CHARGES FOR SERVICES	100.00	100.00	0	175.00	0	175.00	0	0.00	0.00	-175.00
TOTAL REVENUES	100.00	100.00	0	175.00	0	175.00	0	0.00	0.00	-175.00
EXPENDITURES										
5010 COMMODITIES	0.00	0.00	0	187.23	0	187.23	0	0.00	0.00	-187.23
5020 SERVICES	747.02	747.02	5	1,419.16	0	1,419.16	0	0.00	0.00	-1,419.16
TOTAL EXPENDITURES	747.02	747.02	2	1,606.39	0	1,606.39	0	0.00	0.00	-1,606.39
NET CHANGE IN FUND BALANCE	-647.02	-647.02		-1,431.39		-1,431.39		0.00	0.00	1,431.39




FUND DEPT 2638-140 : CORONER STATUTORY FEES - CORRECTIONAL CENTER

2/15/2023 4:06:57 PM

PERIOD ENDING 1/31/2023

	ACTUAL LAST YEAR			ACTUAL THIS YEAR				ENCUMBRANCE	BUDGET	UNENCUMBERED BALANCE
	CURRENT MONTH	YEAR TO DATE	%	CURRENT MONTH	%	YEAR TO DATE	%			
EXPENDITURES										
TOTAL EXPENDITURES	0.00	0.00	0	0.00	0	0.00	0	0.00	0.00	0.00
NET CHANGE IN FUND BALANCE	0.00	0.00		0.00		0.00		0.00	0.00	0.00



FUND DEPT 2658-140 : JAIL COMMISSARY - CORRECTIONAL CENTER

2/15/2023 4:06:57 PM

PERIOD ENDING 1/31/2023

	ACTUAL LAST YEAR			ACTUAL THIS YEAR				ENCUMBRANCE	BUDGET	UNENCUMBERED BALANCE
	CURRENT MONTH	YEAR TO DATE	%	CURRENT MONTH	%	YEAR TO DATE	%			
REVENUES										
4008 INVESTMENT EARNINGS	33.05	33.05	3	0.00	0	0.00	0	0.00	0.00	0.00
TOTAL REVENUES	33.05	33.05	0	0.00	0	0.00	0	0.00	0.00	0.00
EXPENDITURES										
5010 COMMODITIES	0.00	0.00	0	503.00	-50	503.00	-50	0.00	-1,000.00	-1,503.00
5020 SERVICES	430.16	430.16	0	82.68	8	82.68	8	0.00	1,000.00	917.32
TOTAL EXPENDITURES	430.16	430.16	0	585.68	0	585.68	0	0.00	0.00	-585.68
NET CHANGE IN FUND BALANCE	-397.11	-397.11		-585.68		-585.68		0.00	0.00	585.68




FUND DEPT 2659-140 : COUNTY JAIL MEDICAL COSTS - CORRECTIONAL CENTER

2/15/2023 4:06:57 PM

PERIOD ENDING 1/31/2023

	ACTUAL LAST YEAR			ACTUAL THIS YEAR				ENCUMBRANCE	BUDGET	UNENCUMBERED BALANCE
	CURRENT MONTH	YEAR TO DATE	%	CURRENT MONTH	%	YEAR TO DATE	%			
REVENUES										
4007 CHARGES FOR SERVICES	479.00	479.00	2	0.00	0	0.00	0	0.00	0.00	0.00
4008 INVESTMENT EARNINGS	0.90	0.90	1	0.00	0	0.00	0	0.00	0.00	0.00
TOTAL REVENUES	479.90	479.90	2	0.00	0	0.00	0	0.00	0.00	0.00
OTHER FINANCING SOURCES (USES)										
TOTAL OTHER FINANCING SOURCES (USES)	0.00	0.00		0.00		0.00		0.00	0.00	0.00
NET CHANGE IN FUND BALANCE	479.90	479.90		0.00		0.00		0.00	0.00	0.00



FUND DEPT 2670-022 : COUNTY CLK AUTOMATION FND - COUNTY CLERK

2/15/2023 4:06:57 PM

PERIOD ENDING 1/31/2023

	ACTUAL LAST YEAR			ACTUAL THIS YEAR				ENCUMBRANCE	BUDGET	UNENCUMBERED BALANCE
	CURRENT MONTH	YEAR TO DATE	%	CURRENT MONTH	%	YEAR TO DATE	%			
REVENUES										
4008 INVESTMENT EARNINGS	1.73	1.73	1	0.00	0	0.00	0	0.00	0.00	0.00
TOTAL REVENUES	1.73	1.73	0	0.00	0	0.00	0	0.00	0.00	0.00
EXPENDITURES										
5010 COMMODITIES	67.60	67.60	1	0.00	0	0.00	0	0.00	0.00	0.00
TOTAL EXPENDITURES	67.60	67.60	0	0.00	0	0.00	0	0.00	0.00	0.00
NET CHANGE IN FUND BALANCE	-65.87	-65.87		0.00		0.00		0.00	0.00	0.00



FUND DEPT 2671-030 : COURT DOCUMENT STORAGE FD - CIRCUIT CLERK

2/15/2023 4:06:57 PM

PERIOD ENDING 1/31/2023

	ACTUAL LAST YEAR			ACTUAL THIS YEAR				ENCUMBRANCE	BUDGET	UNENCUMBERED BALANCE
	CURRENT MONTH	YEAR TO DATE	%	CURRENT MONTH	%	YEAR TO DATE	%			
REVENUES										
4007 CHARGES FOR SERVICES	14,857.36	14,857.36	7	0.00	0	0.00	0	0.00	0.00	0.00
4008 INVESTMENT EARNINGS	2.42	2.42	0	0.00	0	0.00	0	0.00	0.00	0.00
TOTAL REVENUES	14,859.78	14,859.78	7	0.00	0	0.00	0	0.00	0.00	0.00
EXPENDITURES										
5001 SALARIES AND WAGES	4,881.44	4,881.44	6	3,593.62	0	3,593.62	0	0.00	0.00	-3,593.62
5003 FRINGE BENEFITS	202.43	202.43	1	385.77	0	385.77	0	0.00	0.00	-385.77
5010 COMMODITIES	11,055.36	11,055.36	27	441.95	0	441.95	0	27,485.45	0.00	-27,927.40
5020 SERVICES	225.00	225.00	0	6,725.00	0	6,725.00	0	0.00	0.00	-6,725.00
TOTAL EXPENDITURES	16,364.23	16,364.23	7	11,146.34	0	11,146.34	0	27,485.45	0.00	-38,631.79
OTHER FINANCING SOURCES (USES)										
TOTAL OTHER FINANCING SOURCES (USES)	0.00	0.00		0.00		0.00		0.00	0.00	0.00
NET CHANGE IN FUND BALANCE	-1,504.45	-1,504.45		-11,146.34		-11,146.34		-27,485.45	0.00	38,631.79



FUND DEPT 2675-041 : VICTIM ADVOCACY GRT-ICJIA - STATES ATTORNEY

2/15/2023 4:06:57 PM

PERIOD ENDING 1/31/2023

	ACTUAL LAST YEAR			ACTUAL THIS YEAR				ENCUMBRANCE	BUDGET	UNENCUMBERED BALANCE
	CURRENT MONTH	YEAR TO DATE	%	CURRENT MONTH	%	YEAR TO DATE	%			
REVENUES										
TOTAL REVENUES	0.00	0.00	0	0.00	0	0.00	0	0.00	0.00	0.00
EXPENDITURES										
TOTAL EXPENDITURES	0.00	0.00	0	0.00	0	0.00	0	0.00	0.00	0.00
OTHER FINANCING SOURCES (USES)										
TOTAL OTHER FINANCING SOURCES (USES)	0.00	0.00		0.00		0.00		0.00	0.00	0.00
NET CHANGE IN FUND BALANCE	0.00	0.00		0.00		0.00		0.00	0.00	0.00



FUND DEPT 2676-011 : SOLID WASTE MANAGEMENT - SOLID WASTE MGMT

2/15/2023 4:06:57 PM

PERIOD ENDING 1/31/2023

	ACTUAL LAST YEAR			ACTUAL THIS YEAR				ENCUMBRANCE	BUDGET	UNENCUMBERED BALANCE
	CURRENT MONTH	YEAR TO DATE	%	CURRENT MONTH	%	YEAR TO DATE	%			
REVENUES										
4006 LICENSES AND PERMITS	1,015.00	1,015.00	23	0.00	0	0.00	0	0.00	0.00	0.00
4008 INVESTMENT EARNINGS	0.91	0.91	4	0.00	0	0.00	0	0.00	0.00	0.00
TOTAL REVENUES	1,015.91	1,015.91	3	0.00	0	0.00	0	0.00	0.00	0.00
EXPENDITURES										
5010 COMMODITIES	417.98	417.98	52	0.00	0	0.00	0	0.00	0.00	0.00
5020 SERVICES	300.00	300.00	1	0.00	0	0.00	0	0.00	0.00	0.00
TOTAL EXPENDITURES	717.98	717.98	2	0.00	0	0.00	0	0.00	0.00	0.00
NET CHANGE IN FUND BALANCE	297.93	297.93		0.00		0.00		0.00	0.00	0.00




FUND DEPT 2679-179 : CHILD ADVOCACY CENTER - CHILD ADVOCACY CENTER

2/15/2023 4:06:57 PM

PERIOD ENDING 1/31/2023

	ACTUAL LAST YEAR			ACTUAL THIS YEAR				ENCUMBRANCE	BUDGET	UNENCUMBERED BALANCE
	CURRENT MONTH	YEAR TO DATE	%	CURRENT MONTH	%	YEAR TO DATE	%			
REVENUES										
4004 INTERGOVERNMENTAL REVENUE	4,931.04	4,931.04	2	9,404.00	0	9,404.00	0	0.00	0.00	-9,404.00
4008 INVESTMENT EARNINGS	0.47	0.47	0	0.00	0	0.00	0	0.00	0.00	0.00
4009 MISCELLANEOUS REVENUES	400.00	400.00	6	5,549.12	0	5,549.12	0	0.00	0.00	-5,549.12
TOTAL REVENUES	5,331.51	5,331.51	2	14,953.12	0	14,953.12	0	0.00	0.00	-14,953.12
EXPENDITURES										
5001 SALARIES AND WAGES	9,337.50	9,337.50	6	9,958.02	0	9,958.02	0	0.00	0.00	-9,958.02
5003 FRINGE BENEFITS	369.05	369.05	1	954.19	0	954.19	0	0.00	0.00	-954.19
5020 SERVICES	2,560.08	2,560.08	2	2,929.08	0	2,929.08	0	0.00	0.00	-2,929.08
TOTAL EXPENDITURES	12,266.63	12,266.63	4	13,841.29	0	13,841.29	0	0.00	0.00	-13,841.29
NET CHANGE IN FUND BALANCE	-6,935.12	-6,935.12		1,111.83		1,111.83		0.00	0.00	-1,111.83



FUND DEPT 2685-031 : SPECIALTY COURTS FUND - CIRCUIT COURT

2/15/2023 4:06:57 PM

PERIOD ENDING 1/31/2023

	ACTUAL LAST YEAR			ACTUAL THIS YEAR				ENCUMBRANCE	BUDGET	UNENCUMBERED BALANCE
	CURRENT MONTH	YEAR TO DATE	%	CURRENT MONTH	%	YEAR TO DATE	%			
REVENUES										
4007 CHARGES FOR SERVICES	977.00	977.00	4	0.00	0	0.00	0	0.00	0.00	0.00
4008 INVESTMENT EARNINGS	7.59	7.59	8	0.00	0	0.00	0	0.00	0.00	0.00
TOTAL REVENUES	984.59	984.59	1	0.00	0	0.00	0	0.00	0.00	0.00
EXPENDITURES										
5001 SALARIES AND WAGES	183.38	183.38	0	2,835.05	0	2,835.05	0	0.00	0.00	-2,835.05
5003 FRINGE BENEFITS	2.42	2.42	0	304.23	0	304.23	0	0.00	0.00	-304.23
5020 SERVICES	96.65	96.65	1	96.40	0	96.40	0	0.00	0.00	-96.40
TOTAL EXPENDITURES	282.45	282.45	0	3,235.68	0	3,235.68	0	0.00	0.00	-3,235.68
OTHER FINANCING SOURCES (USES)										
TOTAL OTHER FINANCING SOURCES (USES)	0.00	0.00		0.00		0.00		0.00	0.00	0.00
NET CHANGE IN FUND BALANCE	702.14	702.14		-3,235.68		-3,235.68		0.00	0.00	3,235.68



FUND DEPT 2685-140 : SPECIALTY COURTS FUND - CORRECTIONAL CENTER

2/15/2023 4:06:57 PM

PERIOD ENDING 1/31/2023

	ACTUAL LAST YEAR			ACTUAL THIS YEAR				ENCUMBRANCE	BUDGET	UNENCUMBERED BALANCE
	CURRENT MONTH	YEAR TO DATE	%	CURRENT MONTH	%	YEAR TO DATE	%			
REVENUES										
TOTAL REVENUES	0.00	0.00	0	0.00	0	0.00	0	0.00	0.00	0.00
NET CHANGE IN FUND BALANCE	0.00	0.00		0.00		0.00		0.00	0.00	0.00




FUND DEPT 2840-016 : ARPA - ADMINISTRATIVE SERVICES

2/15/2023 4:06:57 PM

PERIOD ENDING 1/31/2023

	ACTUAL LAST YEAR			ACTUAL THIS YEAR				ENCUMBRANCE	BUDGET	UNENCUMBERED BALANCE
	CURRENT MONTH	YEAR TO DATE	%	CURRENT MONTH	%	YEAR TO DATE	%			
REVENUES										
4008 INVESTMENT EARNINGS	1,656.79	1,656.79	1	0.00	0	0.00	0	0.00	0.00	0.00
TOTAL REVENUES	1,656.79	1,656.79	0	0.00	0	0.00	0	0.00	0.00	0.00
EXPENDITURES										
5001 SALARIES AND WAGES	1,936.00	1,936.00	9	0.00	0	0.00	0	0.00	0.00	0.00
5003 FRINGE BENEFITS	52.17	52.17	2	0.00	0	0.00	0	0.00	0.00	0.00
TOTAL EXPENDITURES	1,988.17	1,988.17	0	0.00	0	0.00	0	0.00	0.00	0.00
OTHER FINANCING SOURCES (USES)										
TOTAL OTHER FINANCING SOURCES (USES)	0.00	0.00		0.00		0.00		0.00	0.00	0.00
NET CHANGE IN FUND BALANCE	-331.38	-331.38		0.00		0.00		0.00	0.00	0.00



FUND DEPT 2840-043 : ARPA - EMERGENCY MGMT AGCY (EMA)

2/15/2023 4:06:57 PM

PERIOD ENDING 1/31/2023

	ACTUAL LAST YEAR			ACTUAL THIS YEAR				ENCUMBRANCE	BUDGET	UNENCUMBERED BALANCE
	CURRENT MONTH	YEAR TO DATE	%	CURRENT MONTH	%	YEAR TO DATE	%			
REVENUES										
TOTAL REVENUES	0.00	0.00	0	0.00	0	0.00	0	0.00	0.00	0.00
EXPENDITURES										
TOTAL EXPENDITURES	0.00	0.00	0	0.00	0	0.00	0	0.00	0.00	0.00
NET CHANGE IN FUND BALANCE	0.00	0.00		0.00		0.00		0.00	0.00	0.00



FUND DEPT 2840-075 : ARPA - GENERAL COUNTY

2/15/2023 4:06:57 PM

PERIOD ENDING 1/31/2023

	ACTUAL LAST YEAR			ACTUAL THIS YEAR				ENCUMBRANCE	BUDGET	UNENCUMBERED BALANCE
	CURRENT MONTH	YEAR TO DATE	%	CURRENT MONTH	%	YEAR TO DATE	%			
EXPENDITURES										
5001 SALARIES AND WAGES	593,388.00	593,388.00	79	0.00	0	0.00	0	0.00	0.00	0.00
5002 LAW ENFORCEMENT SALARIES	-3,000.00	-3,000.00	-32	0.00	0	0.00	0	0.00	0.00	0.00
5010 COMMODITIES	0.00	0.00	0	190.91	374	190.91	374	0.00	51.00	-139.91
5020 SERVICES	0.00	0.00	0	18,865.50	369 91	18,865.50	369 91	13,494.00	-51.00	-32,410.50
8000 CAPITAL OUTLAY	0.00	0.00	0	507,531.00	0	507,531.00	0	0.00	0.00	-507,531.00
TOTAL EXPENDITURES	590,388.00	590,388.00	5	526,587.41	0	526,587.41	0	13,494.00	0.00	-540,081.41
NET CHANGE IN FUND BALANCE	-590,388.00	-590,388.00		-526,587.41		-526,587.41		-13,494.00	0.00	540,081.41



FUND DEPT 3105-010 : CAPITAL ASSET REPLCMT FND - COUNTY BOARD

2/15/2023 4:06:57 PM

PERIOD ENDING 1/31/2023

	ACTUAL LAST YEAR			ACTUAL THIS YEAR				ENCUMBRANCE	BUDGET	UNENCUMBERED BALANCE
	CURRENT MONTH	YEAR TO DATE	%	CURRENT MONTH	%	YEAR TO DATE	%			
REVENUES										
4008 INVESTMENT EARNINGS	608.68	608.68	15	0.00	0	0.00	0	0.00	0.00	0.00
TOTAL REVENUES	608.68	608.68	15	0.00	0	0.00	0	0.00	0.00	0.00
EXPENDITURES										
TOTAL EXPENDITURES	0.00	0.00	0	0.00	0	0.00	0	0.00	0.00	0.00
OTHER FINANCING SOURCES (USES)										
TOTAL OTHER FINANCING SOURCES (USES)	0.00	0.00		0.00		0.00		0.00	0.00	0.00
NET CHANGE IN FUND BALANCE	608.68	608.68		0.00		0.00		0.00	0.00	0.00



PERIOD ENDING 1/31/2023

	ACTUAL LAST YEAR			ACTUAL THIS YEAR				ENCUMBRANCE	BUDGET	UNENCUMBERED BALANCE
	CURRENT MONTH	YEAR TO DATE	%	CURRENT MONTH	%	YEAR TO DATE	%			
REVENUES										
<i>TOTAL REVENUES</i>	0.00	0.00	0	0.00	0	0.00	0	0.00	0.00	0.00
EXPENDITURES										
<i>TOTAL EXPENDITURES</i>	0.00	0.00	0	0.00	0	0.00	0	0.00	0.00	0.00
OTHER FINANCING SOURCES (USES)										
<i>TOTAL OTHER FINANCING SOURCES (USES)</i>	0.00	0.00		0.00		0.00		0.00	0.00	0.00
NET CHANGE IN FUND BALANCE	0.00	0.00		0.00		0.00		0.00	0.00	0.00




FUND DEPT 3105-020 : CAPITAL ASSET REPLCMT FND - AUDITOR

2/15/2023 4:06:57 PM

PERIOD ENDING 1/31/2023

	ACTUAL LAST YEAR			ACTUAL THIS YEAR				ENCUMBRANCE	BUDGET	UNENCUMBERED BALANCE
	CURRENT MONTH	YEAR TO DATE	%	CURRENT MONTH	%	YEAR TO DATE	%			
EXPENDITURES										
TOTAL EXPENDITURES	0.00	0.00	0	0.00	0	0.00	0	0.00	0.00	0.00
OTHER FINANCING SOURCES (USES)										
TOTAL OTHER FINANCING SOURCES (USES)	0.00	0.00		0.00		0.00		0.00	0.00	0.00
NET CHANGE IN FUND BALANCE	0.00	0.00		0.00		0.00		0.00	0.00	0.00



FUND DEPT 3105-021 : CAPITAL ASSET REPLCMT FND - BOARD OF REVIEW

2/15/2023 4:06:57 PM

PERIOD ENDING 1/31/2023

	ACTUAL LAST YEAR			ACTUAL THIS YEAR				ENCUMBRANCE	BUDGET	UNENCUMBERED BALANCE
	CURRENT MONTH	YEAR TO DATE	%	CURRENT MONTH	%	YEAR TO DATE	%			
EXPENDITURES										
TOTAL EXPENDITURES	0.00	0.00	0	0.00	0	0.00	0	0.00	0.00	0.00
OTHER FINANCING SOURCES (USES)										
TOTAL OTHER FINANCING SOURCES (USES)	0.00	0.00		0.00		0.00		0.00	0.00	0.00
NET CHANGE IN FUND BALANCE	0.00	0.00		0.00		0.00		0.00	0.00	0.00



PERIOD ENDING 1/31/2023

	ACTUAL LAST YEAR			ACTUAL THIS YEAR				ENCUMBRANCE	BUDGET	UNENCUMBERED BALANCE
	CURRENT MONTH	YEAR TO DATE	%	CURRENT MONTH	%	YEAR TO DATE	%			
EXPENDITURES										
<i>TOTAL EXPENDITURES</i>	<i>0.00</i>	<i>0.00</i>	<i>0</i>	<i>0.00</i>	<i>0</i>	<i>0.00</i>	<i>0</i>	<i>0.00</i>	<i>0.00</i>	<i>0.00</i>
OTHER FINANCING SOURCES (USES)										
<i>TOTAL OTHER FINANCING SOURCES (USES)</i>	<i>0.00</i>	<i>0.00</i>		<i>0.00</i>		<i>0.00</i>		<i>0.00</i>	<i>0.00</i>	<i>0.00</i>
NET CHANGE IN FUND BALANCE	0.00	0.00		0.00		0.00		0.00	0.00	0.00



FUND DEPT 3105-025 : CAPITAL ASSET REPLCMT FND - SUPERVISOR OF ASSESSMENT

2/15/2023 4:06:57 PM

PERIOD ENDING 1/31/2023

	ACTUAL LAST YEAR			ACTUAL THIS YEAR				ENCUMBRANCE	BUDGET	UNENCUMBERED BALANCE
	CURRENT MONTH	YEAR TO DATE	%	CURRENT MONTH	%	YEAR TO DATE	%			
EXPENDITURES										
5020 SERVICES	3,707.34	3,707.34	93	5,852.21	0	5,852.21	0	0.00	0.00	-5,852.21
TOTAL EXPENDITURES	3,707.34	3,707.34	33	5,852.21	0	5,852.21	0	0.00	0.00	-5,852.21
OTHER FINANCING SOURCES (USES)										
TOTAL OTHER FINANCING SOURCES (USES)	0.00	0.00		0.00		0.00		0.00	0.00	0.00
NET CHANGE IN FUND BALANCE	-3,707.34	-3,707.34		-5,852.21		-5,852.21		0.00	0.00	5,852.21




FUND DEPT 3105-026 : CAPITAL ASSET REPLCMT FND - COUNTY TREASURER

2/15/2023 4:06:57 PM

PERIOD ENDING 1/31/2023

	ACTUAL LAST YEAR			ACTUAL THIS YEAR				ENCUMBRANCE	BUDGET	UNENCUMBERED BALANCE
	CURRENT MONTH	YEAR TO DATE	%	CURRENT MONTH	%	YEAR TO DATE	%			
EXPENDITURES										
TOTAL EXPENDITURES	0.00	0.00	0	0.00	0	0.00	0	0.00	0.00	0.00
OTHER FINANCING SOURCES (USES)										
TOTAL OTHER FINANCING SOURCES (USES)	0.00	0.00		0.00		0.00		0.00	0.00	0.00
NET CHANGE IN FUND BALANCE	0.00	0.00		0.00		0.00		0.00	0.00	0.00



FUND DEPT 3105-028 : CAPITAL ASSET REPLCMT FND - INFORMATION TECHNOLOGY (IT)

2/15/2023 4:06:57 PM

PERIOD ENDING 1/31/2023

	ACTUAL LAST YEAR			ACTUAL THIS YEAR				ENCUMBRANCE	BUDGET	UNENCUMBERED BALANCE
	CURRENT MONTH	YEAR TO DATE	%	CURRENT MONTH	%	YEAR TO DATE	%			
REVENUES										
4009 MISCELLANEOUS REVENUES	0.00	0.00	0	35,205.31	0	35,205.31	0	0.00	0.00	-35,205.31
TOTAL REVENUES	0.00	0.00	0	35,205.31	0	35,205.31	0	0.00	0.00	-35,205.31
EXPENDITURES										
5010 COMMODITIES	12,915.24	12,915.24	46	0.00	0	0.00	0	0.00	0.00	0.00
5020 SERVICES	182,928.47	182,928.47	18	179,496.79	0	179,496.79	0	219,632.52	0.00	-399,129.31
8000 CAPITAL OUTLAY	20,420.00	20,420.00	3	0.00	0	0.00	0	0.00	0.00	0.00
TOTAL EXPENDITURES	216,263.71	216,263.71	13	179,496.79	0	179,496.79	0	219,632.52	0.00	-399,129.31
OTHER FINANCING SOURCES (USES)										
TOTAL OTHER FINANCING SOURCES (USES)	0.00	0.00		0.00		0.00		0.00	0.00	0.00
NET CHANGE IN FUND BALANCE	-216,263.71	-216,263.71		-144,291.48		-144,291.48		-219,632.52	0.00	363,924.00



FUND DEPT 3105-036 : CAPITAL ASSET REPLCMT FND - PUBLIC DEFENDER

2/15/2023 4:06:57 PM

PERIOD ENDING 1/31/2023

	ACTUAL LAST YEAR			ACTUAL THIS YEAR				ENCUMBRANCE	BUDGET	UNENCUMBERED BALANCE
	CURRENT MONTH	YEAR TO DATE	%	CURRENT MONTH	%	YEAR TO DATE	%			
EXPENDITURES										
TOTAL EXPENDITURES	0.00	0.00	0	0.00	0	0.00	0	0.00	0.00	0.00
OTHER FINANCING SOURCES (USES)										
TOTAL OTHER FINANCING SOURCES (USES)	0.00	0.00		0.00		0.00		0.00	0.00	0.00
NET CHANGE IN FUND BALANCE	0.00	0.00		0.00		0.00		0.00	0.00	0.00



FUND DEPT 3105-040 : CAPITAL ASSET REPLCMT FND - SHERIFF

2/15/2023 4:06:57 PM

PERIOD ENDING 1/31/2023

	ACTUAL LAST YEAR			ACTUAL THIS YEAR				ENCUMBRANCE	BUDGET	UNENCUMBERED BALANCE
	CURRENT MONTH	YEAR TO DATE	%	CURRENT MONTH	%	YEAR TO DATE	%			
EXPENDITURES										
5020 SERVICES	8,520.00	8,520.00	34	8,520.00	0	8,520.00	0	0.00	0.00	-8,520.00
TOTAL EXPENDITURES	8,520.00	8,520.00	3	8,520.00	0	8,520.00	0	0.00	0.00	-8,520.00
OTHER FINANCING SOURCES (USES)										
TOTAL OTHER FINANCING SOURCES (USES)	0.00	0.00		0.00		0.00		0.00	0.00	0.00
NET CHANGE IN FUND BALANCE	-8,520.00	-8,520.00		-8,520.00		-8,520.00		0.00	0.00	8,520.00



FUND DEPT 3105-041 : CAPITAL ASSET REPLCMT FND - STATES ATTORNEY

2/15/2023 4:06:57 PM

PERIOD ENDING 1/31/2023

	ACTUAL LAST YEAR			ACTUAL THIS YEAR				ENCUMBRANCE	BUDGET	UNENCUMBERED BALANCE
	CURRENT MONTH	YEAR TO DATE	%	CURRENT MONTH	%	YEAR TO DATE	%			
EXPENDITURES										
5010 COMMODITIES	493.00	493.00	1	0.00	0	0.00	0	0.00	0.00	0.00
TOTAL EXPENDITURES	493.00	493.00	1	0.00	0	0.00	0	0.00	0.00	0.00
OTHER FINANCING SOURCES (USES)										
TOTAL OTHER FINANCING SOURCES (USES)	0.00	0.00		0.00		0.00		0.00	0.00	0.00
NET CHANGE IN FUND BALANCE	-493.00	-493.00		0.00		0.00		0.00	0.00	0.00




FUND DEPT 3105-042 : CAPITAL ASSET REPLCMT FND - CORONER

2/15/2023 4:06:57 PM

PERIOD ENDING 1/31/2023

	ACTUAL LAST YEAR			ACTUAL THIS YEAR				ENCUMBRANCE	BUDGET	UNENCUMBERED BALANCE
	CURRENT MONTH	YEAR TO DATE	%	CURRENT MONTH	%	YEAR TO DATE	%			
EXPENDITURES										
5010 COMMODITIES	4,388.64	4,388.64	16	0.00	0	0.00	0	0.00	0.00	0.00
TOTAL EXPENDITURES	4,388.64	4,388.64	12	0.00	0	0.00	0	0.00	0.00	0.00
OTHER FINANCING SOURCES (USES)										
TOTAL OTHER FINANCING SOURCES (USES)	0.00	0.00		0.00		0.00		0.00	0.00	0.00
NET CHANGE IN FUND BALANCE	-4,388.64	-4,388.64		0.00		0.00		0.00	0.00	0.00



FUND DEPT 3105-043 : CAPITAL ASSET REPLCMT FND - EMERGENCY MGMT AGCY (EMA)

2/15/2023 4:06:57 PM

PERIOD ENDING 1/31/2023

	ACTUAL LAST YEAR			ACTUAL THIS YEAR				ENCUMBRANCE	BUDGET	UNENCUMBERED BALANCE
	CURRENT MONTH	YEAR TO DATE	%	CURRENT MONTH	%	YEAR TO DATE	%			
EXPENDITURES										
TOTAL EXPENDITURES	0.00	0.00	0	0.00	0	0.00	0	0.00	0.00	0.00
OTHER FINANCING SOURCES (USES)										
TOTAL OTHER FINANCING SOURCES (USES)	0.00	0.00		0.00		0.00		0.00	0.00	0.00
NET CHANGE IN FUND BALANCE	0.00	0.00		0.00		0.00		0.00	0.00	0.00



FUND DEPT 3105-051 : CAPITAL ASSET REPLCMT FND - JUVENILE DETENTION CENTER

2/15/2023 4:06:57 PM

PERIOD ENDING 1/31/2023

	ACTUAL LAST YEAR			ACTUAL THIS YEAR				ENCUMBRANCE	BUDGET	UNENCUMBERED BALANCE
	CURRENT MONTH	YEAR TO DATE	%	CURRENT MONTH	%	YEAR TO DATE	%			
EXPENDITURES										
5020 SERVICES	3,995.00	3,995.00	100	3,995.00	0	3,995.00	0	0.00	0.00	-3,995.00
TOTAL EXPENDITURES	3,995.00	3,995.00	6	3,995.00	0	3,995.00	0	0.00	0.00	-3,995.00
OTHER FINANCING SOURCES (USES)										
TOTAL OTHER FINANCING SOURCES (USES)	0.00	0.00		0.00		0.00		0.00	0.00	0.00
NET CHANGE IN FUND BALANCE	-3,995.00	-3,995.00		-3,995.00		-3,995.00		0.00	0.00	3,995.00



FUND DEPT 3105-052 : CAPITAL ASSET REPLCMT FND - COURT SERVICES -PROBATION

2/15/2023 4:06:57 PM

PERIOD ENDING 1/31/2023

	ACTUAL LAST YEAR			ACTUAL THIS YEAR				ENCUMBRANCE	BUDGET	UNENCUMBERED BALANCE
	CURRENT MONTH	YEAR TO DATE	%	CURRENT MONTH	%	YEAR TO DATE	%			
EXPENDITURES										
TOTAL EXPENDITURES	0.00	0.00	0	0.00	0	0.00	0	0.00	0.00	0.00
OTHER FINANCING SOURCES (USES)										
TOTAL OTHER FINANCING SOURCES (USES)	0.00	0.00		0.00		0.00		0.00	0.00	0.00
NET CHANGE IN FUND BALANCE	0.00	0.00		0.00		0.00		0.00	0.00	0.00



FUND DEPT 3105-059 : CAPITAL ASSET REPLCMT FND - FACILITIES PLANNING

2/15/2023 4:06:57 PM

PERIOD ENDING 1/31/2023

	ACTUAL LAST YEAR			ACTUAL THIS YEAR				ENCUMBRANCE	BUDGET	UNENCUMBERED BALANCE
	CURRENT MONTH	YEAR TO DATE	%	CURRENT MONTH	%	YEAR TO DATE	%			
REVENUES										
TOTAL REVENUES	0.00	0.00	0	0.00	0	0.00	0	0.00	0.00	0.00
EXPENDITURES										
5020 SERVICES	0.00	0.00	0	6,335.00	0	6,335.00	0	0.00	0.00	-6,335.00
8000 CAPITAL OUTLAY	0.00	0.00	0	132,894.60	0	132,894.60	0	0.00	0.00	-132,894.60
TOTAL EXPENDITURES	0.00	0.00	0	139,229.60	0	139,229.60	0	0.00	0.00	-139,229.60
OTHER FINANCING SOURCES (USES)										
TOTAL OTHER FINANCING SOURCES (USES)	0.00	0.00		0.00		0.00		0.00	0.00	0.00
NET CHANGE IN FUND BALANCE	0.00	0.00		-139,229.60		-139,229.60		0.00	0.00	139,229.60




FUND DEPT 3105-071 : CAPITAL ASSET REPLCMT FND - PUBLIC PROP (PHYS, PLNT, FAC)

2/15/2023 4:06:57 PM

PERIOD ENDING 1/31/2023

	ACTUAL LAST YEAR			ACTUAL THIS YEAR				ENCUMBRANCE	BUDGET	UNENCUMBERED BALANCE
	CURRENT MONTH	YEAR TO DATE	%	CURRENT MONTH	%	YEAR TO DATE	%			
EXPENDITURES										
8000 CAPITAL OUTLAY	0.00	0.00	0	0.00	0	0.00	0	69,393.00	0.00	-69,393.00
TOTAL EXPENDITURES	0.00	0.00	0	0.00	0	0.00	0	69,393.00	0.00	-69,393.00
OTHER FINANCING SOURCES (USES)										
TOTAL OTHER FINANCING SOURCES (USES)	0.00	0.00		0.00		0.00		0.00	0.00	0.00
NET CHANGE IN FUND BALANCE	0.00	0.00		0.00		0.00		-69,393.00	0.00	69,393.00



FUND DEPT 3105-077 : CAPITAL ASSET REPLCMT FND - ZONING AND ENFORCE (P&Z)

2/15/2023 4:06:57 PM

PERIOD ENDING 1/31/2023

	ACTUAL LAST YEAR			ACTUAL THIS YEAR				ENCUMBRANCE	BUDGET	UNENCUMBERED BALANCE
	CURRENT MONTH	YEAR TO DATE	%	CURRENT MONTH	%	YEAR TO DATE	%			
EXPENDITURES										
TOTAL EXPENDITURES	0.00	0.00	0	0.00	0	0.00	0	0.00	0.00	0.00
OTHER FINANCING SOURCES (USES)										
TOTAL OTHER FINANCING SOURCES (USES)	0.00	0.00		0.00		0.00		0.00	0.00	0.00
NET CHANGE IN FUND BALANCE	0.00	0.00		0.00		0.00		0.00	0.00	0.00



FUND DEPT 3105-140 : CAPITAL ASSET REPLCMT FND - CORRECTIONAL CENTER

2/15/2023 4:06:57 PM

PERIOD ENDING 1/31/2023

	ACTUAL LAST YEAR			ACTUAL THIS YEAR				ENCUMBRANCE	BUDGET	UNENCUMBERED BALANCE
	CURRENT MONTH	YEAR TO DATE	%	CURRENT MONTH	%	YEAR TO DATE	%			
EXPENDITURES										
5020 SERVICES	26,328.50	26,328.50	15	26,328.50	0	26,328.50	0	0.00	0.00	-26,328.50
TOTAL EXPENDITURES	26,328.50	26,328.50	7	26,328.50	0	26,328.50	0	0.00	0.00	-26,328.50
OTHER FINANCING SOURCES (USES)										
TOTAL OTHER FINANCING SOURCES (USES)	0.00	0.00		0.00		0.00		0.00	0.00	0.00
NET CHANGE IN FUND BALANCE	-26,328.50	-26,328.50		-26,328.50		-26,328.50		0.00	0.00	26,328.50



FUND DEPT 3303-010 : COURT COMPLEX CONSTR FUND - COUNTY BOARD

2/15/2023 4:06:57 PM

PERIOD ENDING 1/31/2023

	ACTUAL LAST YEAR			ACTUAL THIS YEAR				ENCUMBRANCE	BUDGET	UNENCUMBERED BALANCE
	CURRENT MONTH	YEAR TO DATE	%	CURRENT MONTH	%	YEAR TO DATE	%			
REVENUES										
4008 INVESTMENT EARNINGS	1.54	1.54	6	0.00	0	0.00	0	0.00	0.00	0.00
TOTAL REVENUES	1.54	1.54	6	0.00	0	0.00	0	0.00	0.00	0.00
EXPENDITURES										
TOTAL EXPENDITURES	0.00	0.00	0	0.00	0	0.00	0	0.00	0.00	0.00
OTHER FINANCING SOURCES (USES)										
TOTAL OTHER FINANCING SOURCES (USES)	0.00	0.00		0.00		0.00		0.00	0.00	0.00
NET CHANGE IN FUND BALANCE	1.54	1.54		0.00		0.00		0.00	0.00	0.00




FUND DEPT 4074-010 : 2003 NURS HM BOND DBT SRV - COUNTY BOARD

2/15/2023 4:06:57 PM

PERIOD ENDING 1/31/2023

	ACTUAL LAST YEAR			ACTUAL THIS YEAR				ENCUMBRANCE	BUDGET	UNENCUMBERED BALANCE
	CURRENT MONTH	YEAR TO DATE	%	CURRENT MONTH	%	YEAR TO DATE	%			
REVENUES										
TOTAL REVENUES	0.00	0.00	0	0.00	0	0.00	0	0.00	0.00	0.00
EXPENDITURES										
TOTAL EXPENDITURES	0.00	0.00	0	0.00	0	0.00	0	0.00	0.00	0.00
OTHER FINANCING SOURCES (USES)										
TOTAL OTHER FINANCING SOURCES (USES)	0.00	0.00		0.00		0.00		0.00	0.00	0.00
NET CHANGE IN FUND BALANCE	0.00	0.00		0.00		0.00		0.00	0.00	0.00



FUND DEPT 4350-010 : HWY FACIL BOND DEBT SERVICE - COUNTY BOARD

2/15/2023 4:06:57 PM

PERIOD ENDING 1/31/2023

	ACTUAL LAST YEAR			ACTUAL THIS YEAR				ENCUMBRANCE	BUDGET	UNENCUMBERED BALANCE
	CURRENT MONTH	YEAR TO DATE	%	CURRENT MONTH	%	YEAR TO DATE	%			
REVENUES										
TOTAL REVENUES	0.00	0.00	0	0.00	0	0.00	0	0.00	0.00	0.00
OTHER FINANCING SOURCES (USES)										
TOTAL OTHER FINANCING SOURCES (USES)	0.00	0.00		0.00		0.00		0.00	0.00	0.00
NET CHANGE IN FUND BALANCE	0.00	0.00		0.00		0.00		0.00	0.00	0.00



FUND DEPT 5081-075 : NURSING HOME - GENERAL COUNTY

2/15/2023 4:06:57 PM

PERIOD ENDING 1/31/2023

	ACTUAL LAST YEAR			ACTUAL THIS YEAR				ENCUMBRANCE	BUDGET	UNENCUMBERED BALANCE
	CURRENT MONTH	YEAR TO DATE	%	CURRENT MONTH	%	YEAR TO DATE	%			
OTHER FINANCING SOURCES (USES)										
TOTAL OTHER FINANCING SOURCES (USES)	<i>0.00</i>	<i>0.00</i>		<i>0.00</i>		<i>0.00</i>		<i>0.00</i>	<i>0.00</i>	<i>0.00</i>
NET CHANGE IN FUND BALANCE	0.00	0.00		0.00		0.00		0.00	0.00	0.00



FUND DEPT 5081-120 : NURSING HOME - EMPLOYEE GROUP INSURANCE

2/15/2023 4:06:57 PM

PERIOD ENDING 1/31/2023

	ACTUAL LAST YEAR			ACTUAL THIS YEAR				ENCUMBRANCE	BUDGET	UNENCUMBERED BALANCE
	CURRENT MONTH	YEAR TO DATE	%	CURRENT MONTH	%	YEAR TO DATE	%			
OTHER FINANCING SOURCES (USES)										
TOTAL OTHER FINANCING SOURCES (USES)	0.00	0.00		0.00		0.00		0.00	0.00	0.00
NET CHANGE IN FUND BALANCE	0.00	0.00		0.00		0.00		0.00	0.00	0.00



FUND DEPT 5081-405 : NURSING HOME - NURSING HOME TRANSITION

2/15/2023 4:06:57 PM

PERIOD ENDING 1/31/2023

	ACTUAL LAST YEAR			ACTUAL THIS YEAR				ENCUMBRANCE	BUDGET	UNENCUMBERED BALANCE
	CURRENT MONTH	YEAR TO DATE	%	CURRENT MONTH	%	YEAR TO DATE	%			
REVENUES										
TOTAL REVENUES	0.00	0.00	0	0.00	0	0.00	0	0.00	0.00	0.00
EXPENDITURES										
TOTAL EXPENDITURES	0.00	0.00	0	0.00	0	0.00	0	0.00	0.00	0.00
OTHER FINANCING SOURCES (USES)										
TOTAL OTHER FINANCING SOURCES (USES)	0.00	0.00		0.00		0.00		0.00	0.00	0.00
NET CHANGE IN FUND BALANCE	0.00	0.00		0.00		0.00		0.00	0.00	0.00



FUND DEPT 5081-410 : NURSING HOME - ADMINISTRATIVE

2/15/2023 4:06:57 PM

PERIOD ENDING 1/31/2023

	ACTUAL LAST YEAR			ACTUAL THIS YEAR				ENCUMBRANCE	BUDGET	UNENCUMBERED BALANCE
	CURRENT MONTH	YEAR TO DATE	%	CURRENT MONTH	%	YEAR TO DATE	%			
REVENUES										
4008 INVESTMENT EARNINGS	6.05	6.05	0	0.00	0	0.00	0	0.00	0.00	0.00
TOTAL REVENUES	6.05	6.05	0	0.00	0	0.00	0	0.00	0.00	0.00
EXPENDITURES										
TOTAL EXPENDITURES	0.00	0.00	0	0.00	0	0.00	0	0.00	0.00	0.00
OTHER FINANCING SOURCES (USES)										
TOTAL OTHER FINANCING SOURCES (USES)	0.00	0.00		0.00		0.00		0.00	0.00	0.00
NET CHANGE IN FUND BALANCE	6.05	6.05		0.00		0.00		0.00	0.00	0.00



FUND DEPT 5081-415 : NURSING HOME - ENVIRONMENTAL SERVICES

2/15/2023 4:06:57 PM

PERIOD ENDING 1/31/2023

	ACTUAL LAST YEAR			ACTUAL THIS YEAR				ENCUMBRANCE	BUDGET	UNENCUMBERED BALANCE
	CURRENT MONTH	YEAR TO DATE	%	CURRENT MONTH	%	YEAR TO DATE	%			
EXPENDITURES										
TOTAL EXPENDITURES	0.00	0.00	0	0.00	0	0.00	0	0.00	0.00	0.00
NET CHANGE IN FUND BALANCE	0.00	0.00		0.00		0.00		0.00	0.00	0.00



FUND DEPT 5081-420 : NURSING HOME - LAUNDRY

2/15/2023 4:06:57 PM

PERIOD ENDING 1/31/2023

	ACTUAL LAST YEAR			ACTUAL THIS YEAR				ENCUMBRANCE	BUDGET	UNENCUMBERED BALANCE
	CURRENT MONTH	YEAR TO DATE	%	CURRENT MONTH	%	YEAR TO DATE	%			
EXPENDITURES										
TOTAL EXPENDITURES	0.00	0.00	0	0.00	0	0.00	0	0.00	0.00	0.00
NET CHANGE IN FUND BALANCE	0.00	0.00		0.00		0.00		0.00	0.00	0.00




FUND DEPT 5081-425 : NURSING HOME - MAINTENANCE

2/15/2023 4:06:57 PM

PERIOD ENDING 1/31/2023

	ACTUAL LAST YEAR			ACTUAL THIS YEAR				ENCUMBRANCE	BUDGET	UNENCUMBERED BALANCE
	CURRENT MONTH	YEAR TO DATE	%	CURRENT MONTH	%	YEAR TO DATE	%			
EXPENDITURES										
TOTAL EXPENDITURES	0.00	0.00	0	0.00	0	0.00	0	0.00	0.00	0.00
NET CHANGE IN FUND BALANCE	0.00	0.00		0.00		0.00		0.00	0.00	0.00



FUND DEPT 5081-430 : NURSING HOME - NURSING SERVICES

2/15/2023 4:06:57 PM

PERIOD ENDING 1/31/2023

	ACTUAL LAST YEAR			ACTUAL THIS YEAR				ENCUMBRANCE	BUDGET	UNENCUMBERED BALANCE
	CURRENT MONTH	YEAR TO DATE	%	CURRENT MONTH	%	YEAR TO DATE	%			
EXPENDITURES										
TOTAL EXPENDITURES	0.00	0.00	0	0.00	0	0.00	0	0.00	0.00	0.00
NET CHANGE IN FUND BALANCE	0.00	0.00		0.00		0.00		0.00	0.00	0.00



FUND DEPT 5081-440 : NURSING HOME - ACTIVITIES

2/15/2023 4:06:57 PM

PERIOD ENDING 1/31/2023

	ACTUAL LAST YEAR			ACTUAL THIS YEAR				ENCUMBRANCE	BUDGET	UNENCUMBERED BALANCE
	CURRENT MONTH	YEAR TO DATE	%	CURRENT MONTH	%	YEAR TO DATE	%			
EXPENDITURES										
TOTAL EXPENDITURES	0.00	0.00	0	0.00	0	0.00	0	0.00	0.00	0.00
NET CHANGE IN FUND BALANCE	0.00	0.00		0.00		0.00		0.00	0.00	0.00




FUND DEPT 5081-441 : NURSING HOME - SOCIAL SERVICES

2/15/2023 4:06:57 PM

PERIOD ENDING 1/31/2023

	ACTUAL LAST YEAR			ACTUAL THIS YEAR				ENCUMBRANCE	BUDGET	UNENCUMBERED BALANCE
	CURRENT MONTH	YEAR TO DATE	%	CURRENT MONTH	%	YEAR TO DATE	%			
EXPENDITURES										
TOTAL EXPENDITURES	<i>0.00</i>	<i>0.00</i>	<i>0</i>	<i>0.00</i>	<i>0</i>	<i>0.00</i>	<i>0</i>	<i>0.00</i>	<i>0.00</i>	<i>0.00</i>
NET CHANGE IN FUND BALANCE	0.00	0.00		0.00		0.00		0.00	0.00	0.00




FUND DEPT 5081-445 : NURSING HOME - PHYSICAL THERAPY

2/15/2023 4:06:57 PM

PERIOD ENDING 1/31/2023

	ACTUAL LAST YEAR			ACTUAL THIS YEAR				ENCUMBRANCE	BUDGET	UNENCUMBERED BALANCE
	CURRENT MONTH	YEAR TO DATE	%	CURRENT MONTH	%	YEAR TO DATE	%			
EXPENDITURES										
TOTAL EXPENDITURES	0.00	0.00	0	0.00	0	0.00	0	0.00	0.00	0.00
NET CHANGE IN FUND BALANCE	0.00	0.00		0.00		0.00		0.00	0.00	0.00



FUND DEPT 5081-446 : NURSING HOME - OCCUPATIONAL THERAPY

2/15/2023 4:06:57 PM

PERIOD ENDING 1/31/2023

	ACTUAL LAST YEAR			ACTUAL THIS YEAR				ENCUMBRANCE	BUDGET	UNENCUMBERED BALANCE
	CURRENT MONTH	YEAR TO DATE	%	CURRENT MONTH	%	YEAR TO DATE	%			
EXPENDITURES										
TOTAL EXPENDITURES	0.00	0.00	0	0.00	0	0.00	0	0.00	0.00	0.00
NET CHANGE IN FUND BALANCE	0.00	0.00		0.00		0.00		0.00	0.00	0.00



FUND DEPT 5081-447 : NURSING HOME - RESPIRATORY THERAPY

2/15/2023 4:06:57 PM

PERIOD ENDING 1/31/2023

	ACTUAL LAST YEAR			ACTUAL THIS YEAR				ENCUMBRANCE	BUDGET	UNENCUMBERED BALANCE
	CURRENT MONTH	YEAR TO DATE	%	CURRENT MONTH	%	YEAR TO DATE	%			
EXPENDITURES										
TOTAL EXPENDITURES	0.00	0.00	0	0.00	0	0.00	0	0.00	0.00	0.00
NET CHANGE IN FUND BALANCE	0.00	0.00		0.00		0.00		0.00	0.00	0.00




FUND DEPT 5081-448 : NURSING HOME - SPEECH THERAPY

2/15/2023 4:06:57 PM

PERIOD ENDING 1/31/2023

	ACTUAL LAST YEAR			ACTUAL THIS YEAR				ENCUMBRANCE	BUDGET	UNENCUMBERED BALANCE
	CURRENT MONTH	YEAR TO DATE	%	CURRENT MONTH	%	YEAR TO DATE	%			
EXPENDITURES										
TOTAL EXPENDITURES	0.00	0.00	0	0.00	0	0.00	0	0.00	0.00	0.00
NET CHANGE IN FUND BALANCE	0.00	0.00		0.00		0.00		0.00	0.00	0.00




FUND DEPT 5081-450 : NURSING HOME - DIETARY

2/15/2023 4:06:57 PM

PERIOD ENDING 1/31/2023

	ACTUAL LAST YEAR			ACTUAL THIS YEAR				ENCUMBRANCE	BUDGET	UNENCUMBERED BALANCE
	CURRENT MONTH	YEAR TO DATE	%	CURRENT MONTH	%	YEAR TO DATE	%			
EXPENDITURES										
TOTAL EXPENDITURES	0.00	0.00	0	0.00	0	0.00	0	0.00	0.00	0.00
NET CHANGE IN FUND BALANCE	0.00	0.00		0.00		0.00		0.00	0.00	0.00



FUND DEPT 5081-455 : NURSING HOME - BEAUTY SHOP

2/15/2023 4:06:57 PM

PERIOD ENDING 1/31/2023

	ACTUAL LAST YEAR			ACTUAL THIS YEAR				ENCUMBRANCE	BUDGET	UNENCUMBERED BALANCE
	CURRENT MONTH	YEAR TO DATE	%	CURRENT MONTH	%	YEAR TO DATE	%			
EXPENDITURES										
TOTAL EXPENDITURES	0.00	0.00	0	0.00	0	0.00	0	0.00	0.00	0.00
NET CHANGE IN FUND BALANCE	0.00	0.00		0.00		0.00		0.00	0.00	0.00




FUND DEPT 5081-460 : NURSING HOME - ADULT DAY CARE

2/15/2023 4:06:57 PM

PERIOD ENDING 1/31/2023

	ACTUAL LAST YEAR			ACTUAL THIS YEAR				ENCUMBRANCE	BUDGET	UNENCUMBERED BALANCE
	CURRENT MONTH	YEAR TO DATE	%	CURRENT MONTH	%	YEAR TO DATE	%			
EXPENDITURES										
TOTAL EXPENDITURES	0.00	0.00	0	0.00	0	0.00	0	0.00	0.00	0.00
NET CHANGE IN FUND BALANCE	0.00	0.00		0.00		0.00		0.00	0.00	0.00



FUND DEPT 5081-462 : NURSING HOME - ALZHEIMERS UNIT

2/15/2023 4:06:57 PM

PERIOD ENDING 1/31/2023

	ACTUAL LAST YEAR			ACTUAL THIS YEAR				ENCUMBRANCE	BUDGET	UNENCUMBERED BALANCE
	CURRENT MONTH	YEAR TO DATE	%	CURRENT MONTH	%	YEAR TO DATE	%			
EXPENDITURES										
TOTAL EXPENDITURES	0.00	0.00	0	0.00	0	0.00	0	0.00	0.00	0.00
NET CHANGE IN FUND BALANCE	0.00	0.00		0.00		0.00		0.00	0.00	0.00




FUND DEPT 6476-118 : SELF-FUNDED INSURANCE - PROPERTY/LIABILITY INSUR

2/15/2023 4:06:57 PM

PERIOD ENDING 1/31/2023

	ACTUAL LAST YEAR			ACTUAL THIS YEAR				ENCUMBRANCE	BUDGET	UNENCUMBERED BALANCE
	CURRENT MONTH	YEAR TO DATE	%	CURRENT MONTH	%	YEAR TO DATE	%			
REVENUES										
TOTAL REVENUES	0.00	0.00	0	0.00	0	0.00	0	0.00	0.00	0.00
EXPENDITURES										
5020 SERVICES	79,649.17	79,649.17	4	91,185.39	0	91,185.39	0	0.00	0.00	-91,185.39
TOTAL EXPENDITURES	79,649.17	79,649.17	4	91,185.39	0	91,185.39	0	0.00	0.00	-91,185.39
OTHER FINANCING SOURCES (USES)										
TOTAL OTHER FINANCING SOURCES (USES)	0.00	0.00		0.00		0.00		0.00	0.00	0.00
NET CHANGE IN FUND BALANCE	-79,649.17	-79,649.17		-91,185.39		-91,185.39		0.00	0.00	91,185.39



PERIOD ENDING 1/31/2023

	ACTUAL LAST YEAR			ACTUAL THIS YEAR				ENCUMBRANCE	BUDGET	UNENCUMBERED BALANCE
	CURRENT MONTH	YEAR TO DATE	%	CURRENT MONTH	%	YEAR TO DATE	%			
REVENUES										
4008 INVESTMENT EARNINGS	176.56	176.56	11	0.00	0	0.00	0	0.00	0.00	0.00
TOTAL REVENUES	176.56	176.56	0	0.00	0	0.00	0	0.00	0.00	0.00
EXPENDITURES										
5003 FRINGE BENEFITS	22,510.07	22,510.07	2	59,003.62	0	59,003.62	0	0.00	0.00	-59,003.62
TOTAL EXPENDITURES	22,510.07	22,510.07	2	59,003.62	0	59,003.62	0	0.00	0.00	-59,003.62
OTHER FINANCING SOURCES (USES)										
TOTAL OTHER FINANCING SOURCES (USES)	0.00	0.00		0.00		0.00		0.00	0.00	0.00
NET CHANGE IN FUND BALANCE	-22,333.51	-22,333.51		-59,003.62		-59,003.62		0.00	0.00	59,003.62




FUND DEPT 6620-120 : HEALTH-LIFE INSURANCE - EMPLOYEE GROUP INSURANCE

2/15/2023 4:06:57 PM

PERIOD ENDING 1/31/2023

	ACTUAL LAST YEAR			ACTUAL THIS YEAR				ENCUMBRANCE	BUDGET	UNENCUMBERED BALANCE
	CURRENT MONTH	YEAR TO DATE	%	CURRENT MONTH	%	YEAR TO DATE	%			
REVENUES										
4007 CHARGES FOR SERVICES	102,622.76	102,622.76	0	121,007.97	0	121,007.97	0	0.00	0.00	-121,007.97
4008 INVESTMENT EARNINGS	40.75	40.75	0	0.00	0	0.00	0	0.00	0.00	0.00
4009 MISCELLANEOUS REVENUES	1,269.00	1,269.00	0	0.00	0	0.00	0	0.00	0.00	0.00
TOTAL REVENUES	103,932.51	103,932.51	1	121,007.97	0	121,007.97	0	0.00	0.00	-121,007.97
EXPENDITURES										
5003 FRINGE BENEFITS	587,463.30	587,463.30	8	1,541.80	0	1,541.80	0	0.00	0.00	-1,541.80
5010 COMMODITIES	0.00	0.00	0	540.50	159	540.50	159	0.00	340.50	-200.00
5020 SERVICES	0.00	0.00	0	0.00	0	0.00	0	0.00	-340.50	-340.50
TOTAL EXPENDITURES	587,463.30	587,463.30	8	2,082.30	0	2,082.30	0	0.00	0.00	-2,082.30
OTHER FINANCING SOURCES (USES)										
TOTAL OTHER FINANCING SOURCES (USES)	0.00	0.00		0.00		0.00		0.00	0.00	0.00
NET CHANGE IN FUND BALANCE	-483,530.79	-483,530.79		118,925.67		118,925.67		0.00	0.00	-118,925.67



FUND DEPT 7086-060 : TOWNSHIP MOTOR FUEL TAX - HIGHWAY

2/15/2023 4:06:57 PM

PERIOD ENDING 1/31/2023

	ACTUAL LAST YEAR			ACTUAL THIS YEAR				ENCUMBRANCE	BUDGET	UNENCUMBERED BALANCE
	CURRENT MONTH	YEAR TO DATE	%	CURRENT MONTH	%	YEAR TO DATE	%			
REVENUES										
4008 INVESTMENT EARNINGS	167.50	167.50	0	0.00	0	0.00	0	0.00	0.00	0.00
TOTAL REVENUES	167.50	167.50	0	0.00	0	0.00	0	0.00	0.00	0.00
EXPENDITURES										
TOTAL EXPENDITURES	0.00	0.00	0	0.00	0	0.00	0	0.00	0.00	0.00
NET CHANGE IN FUND BALANCE	167.50	167.50		0.00		0.00		0.00	0.00	0.00



FUND DEPT 7087-060 : TOWNSHIP BRIDGE - HIGHWAY

2/15/2023 4:06:57 PM

PERIOD ENDING 1/31/2023

	ACTUAL LAST YEAR			ACTUAL THIS YEAR				ENCUMBRANCE	BUDGET	UNENCUMBERED BALANCE
	CURRENT MONTH	YEAR TO DATE	%	CURRENT MONTH	%	YEAR TO DATE	%			
REVENUES										
4008 INVESTMENT EARNINGS	2.72	2.72	0	0.00	0	0.00	0	0.00	0.00	0.00
TOTAL REVENUES	2.72	2.72	0	0.00	0	0.00	0	0.00	0.00	0.00
EXPENDITURES										
TOTAL EXPENDITURES	0.00	0.00	0	0.00	0	0.00	0	0.00	0.00	0.00
NET CHANGE IN FUND BALANCE	2.72	2.72		0.00		0.00		0.00	0.00	0.00




FUND DEPT 7097-026 : ESTATE - COUNTY TREASURER

2/15/2023 4:06:57 PM

PERIOD ENDING 1/31/2023

	ACTUAL LAST YEAR			ACTUAL THIS YEAR				ENCUMBRANCE	BUDGET	UNENCUMBERED BALANCE
	CURRENT MONTH	YEAR TO DATE	%	CURRENT MONTH	%	YEAR TO DATE	%			
REVENUES										
4008 INVESTMENT EARNINGS	1.89	1.89	0	0.00	0	0.00	0	0.00	0.00	0.00
TOTAL REVENUES	1.89	1.89	0	0.00	0	0.00	0	0.00	0.00	0.00
NET CHANGE IN FUND BALANCE	1.89	1.89		0.00		0.00		0.00	0.00	0.00



FUND DEPT 7667-026 : PROPERTY CONDEMNATIONS - COUNTY TREASURER

2/15/2023 4:06:57 PM

PERIOD ENDING 1/31/2023

	ACTUAL LAST YEAR			ACTUAL THIS YEAR				ENCUMBRANCE	BUDGET	UNENCUMBERED BALANCE
	CURRENT MONTH	YEAR TO DATE	%	CURRENT MONTH	%	YEAR TO DATE	%			
REVENUES										
4008 INVESTMENT EARNINGS	11.72	11.72	0	0.00	0	0.00	0	0.00	0.00	0.00
TOTAL REVENUES	11.72	11.72	0	0.00	0	0.00	0	0.00	0.00	0.00
OTHER FINANCING SOURCES (USES)										
TOTAL OTHER FINANCING SOURCES (USES)	0.00	0.00		0.00		0.00		0.00	0.00	0.00
NET CHANGE IN FUND BALANCE	11.72	11.72		0.00		0.00		0.00	0.00	0.00



FUND DEPT 7687-040 : SHERIFF FORECLOSURES - SHERIFF

2/15/2023 4:06:57 PM

PERIOD ENDING 1/31/2023

	ACTUAL LAST YEAR			ACTUAL THIS YEAR				ENCUMBRANCE	BUDGET	UNENCUMBERED BALANCE
	CURRENT MONTH	YEAR TO DATE	%	CURRENT MONTH	%	YEAR TO DATE	%			
REVENUES										
4008 INVESTMENT EARNINGS	28.74	28.74	0	0.00	0	0.00	0	0.00	0.00	0.00
TOTAL REVENUES	28.74	28.74	0	0.00	0	0.00	0	0.00	0.00	0.00
OTHER FINANCING SOURCES (USES)										
6001 OTHER FINANCING SOURCES	92,500.00	92,500.00	0	149,250.00	0	149,250.00	0	0.00	0.00	-149,250.00
TOTAL OTHER FINANCING SOURCES (USES)	92,500.00	92,500.00		149,250.00		149,250.00		0.00	0.00	-149,250.00
NET CHANGE IN FUND BALANCE	92,528.74	92,528.74		149,250.00		149,250.00		0.00	0.00	-149,250.00



FUND DEPT 7699-020 : GARNISHMENTS - AUDITOR

2/15/2023 4:06:57 PM

PERIOD ENDING 1/31/2023

	ACTUAL LAST YEAR			ACTUAL THIS YEAR				ENCUMBRANCE	BUDGET	UNENCUMBERED BALANCE
	CURRENT MONTH	YEAR TO DATE	%	CURRENT MONTH	%	YEAR TO DATE	%			
REVENUES										
4008 INVESTMENT EARNINGS	0.14	0.14	0	0.00	0	0.00	0	0.00	0.00	0.00
TOTAL REVENUES	0.14	0.14	0	0.00	0	0.00	0	0.00	0.00	0.00
OTHER FINANCING SOURCES (USES)										
6001 OTHER FINANCING SOURCES	7,705.97	7,705.97	0	0.00	0	0.00	0	0.00	0.00	0.00
TOTAL OTHER FINANCING SOURCES (USES)	7,705.97	7,705.97		0.00		0.00		0.00	0.00	0.00
NET CHANGE IN FUND BALANCE	7,706.11	7,706.11		0.00		0.00		0.00	0.00	0.00



PERIOD ENDING 1/31/2023

	ACTUAL LAST YEAR			ACTUAL THIS YEAR				ENCUMBRANCE	BUDGET	UNENCUMBERED BALANCE
	CURRENT MONTH	YEAR TO DATE	%	CURRENT MONTH	%	YEAR TO DATE	%			
REVENUES										
4008 INVESTMENT EARNINGS	27.12	27.12	5	0.00	0	0.00	0	0.00	0.00	0.00
TOTAL REVENUES	27.12	27.12	0	0.00	0	0.00	0	0.00	0.00	0.00
EXPENDITURES										
5001 SALARIES AND WAGES	21,561.36	21,561.36	5	36,494.31	0	36,494.31	0	0.00	0.00	-36,494.31
5003 FRINGE BENEFITS	877.36	877.36	1	3,780.05	0	3,780.05	0	0.00	0.00	-3,780.05
5010 COMMODITIES	0.00	0.00	0	1,024.74	0	1,024.74	0	0.00	0.00	-1,024.74
5020 SERVICES	31.11	31.11	0	939.90	0	939.90	0	0.00	0.00	-939.90
TOTAL EXPENDITURES	22,469.83	22,469.83	4	42,239.00	0	42,239.00	0	0.00	0.00	-42,239.00
OTHER FINANCING SOURCES (USES)										
TOTAL OTHER FINANCING SOURCES (USES)	0.00	0.00		0.00		0.00		0.00	0.00	0.00
NET CHANGE IN FUND BALANCE	-22,442.71	-22,442.71		-42,239.00		-42,239.00		0.00	0.00	42,239.00



PERIOD ENDING 1/31/2023

	ACTUAL LAST YEAR			ACTUAL THIS YEAR				ENCUMBRANCE	BUDGET	UNENCUMBERED BALANCE
	CURRENT MONTH	YEAR TO DATE	%	CURRENT MONTH	%	YEAR TO DATE	%			
REVENUES										
TOTAL REVENUES	0.00	0.00	0	0.00	0	0.00	0	0.00	0.00	0.00
EXPENDITURES										
5020 SERVICES	12,437.81	12,437.81	19	1,031.53	0	1,031.53	0	0.00	0.00	-1,031.53
TOTAL EXPENDITURES	12,437.81	12,437.81	15	1,031.53	0	1,031.53	0	0.00	0.00	-1,031.53
OTHER FINANCING SOURCES (USES)										
TOTAL OTHER FINANCING SOURCES (USES)	0.00	0.00		0.00		0.00		0.00	0.00	0.00
NET CHANGE IN FUND BALANCE	-12,437.81	-12,437.81		-1,031.53		-1,031.53		0.00	0.00	1,031.53



PERIOD ENDING 1/31/2023

	ACTUAL LAST YEAR			ACTUAL THIS YEAR				ENCUMBRANCE	BUDGET	UNENCUMBERED BALANCE
	CURRENT MONTH	YEAR TO DATE	%	CURRENT MONTH	%	YEAR TO DATE	%			
REVENUES										
TOTAL REVENUES	0.00	0.00	0	0.00	0	0.00	0	0.00	0.00	0.00
EXPENDITURES										
TOTAL EXPENDITURES	0.00	0.00	0	0.00	0	0.00	0	0.00	0.00	0.00
NET CHANGE IN FUND BALANCE	0.00	0.00		0.00		0.00		0.00	0.00	0.00