

**JDC POPULATION REPORT FOR THE MONTH OF November 2022**

DATE	MALE	FEMALE	JUV	ADULT	CHAMPAIGN	OTHER	OFFENSE CLASSIFICATION	RELEASES	TOTALS
11-1	9	0	6	3	9	0	1 IDOJJ, 6 Class X, 2 Felonies	0	9-0
11-2	9	0	6	3	9	0	1 IDOJJ, 6 Class X, 2 Felonies	0	9-0
11-3	10	1	8	3	11	0	1 IDOJJ, 6 Class X, 4 Felonies	2	11-2
11-4	11	1	9	3	12	0	1 IDOJJ, 6 Class X, 5 Felonies	0	12-0
11-5	11	0	8	3	11	0	1 IDOJJ, 6 Class X, 4 Felonies	0	11-0
11-6	11	0	8	3	11	0	1 IDOJJ, 6 Class X, 4 Felonies	1	11-1
11-7	11	0	8	3	11	0	1 IDOJJ, 6 Class X, 4 Felonies	0	11-0
11-8	11	0	8	3	11	0	1 IDOJJ, 6 Class X, 4 Felonies	0	11-0
11-9	11	0	8	3	11	0	1 IDOJJ, 6 Class X, 4 Felonies	0	11-0
11-10	11	0	8	3	11	0	6 Class X, 4 Felonies, 1 misd.	0	11-0
11-11	11	0	8	3	11	0	6 Class X, 4 Felonies, 1 misd.	0	11-0
11-12	11	0	8	3	11	0	6 Class X, 4 Felonies, 1 misd.	0	11-0
11-13	11	0	8	3	11	0	6 Class X, 4 Felonies, 1 misd.	0	11-0
11-14	13	1	11	3	14	0	1 IDOJJ, 6 Class X, 5 Felonies, 2 misd.	0	14-0
11-15	13	1	11	3	14	0	1 IDOJJ, 6 Class X, 5 Felonies, 2 misd.	0	14-0
11-16	14	2	13	3	16	0	1 IDOJJ, 6 Class X, 6 felonies, 3 misd.	2	16-2
11-17	13	1	11	3	14	0	1 IDOJJ, 6 Class X, 5 felonies, 2 misd.	0	14-0
11-18	12	1	10	3	13	0	1 IDOJJ, 6 Class X, 4 felonies, 2 misd.	0	13-0
11-19	12	0	9	3	12	0	1 IDOJJ, 6 Class X, 4 felonies, 1 misd.	0	12-0
11-20	12	0	9	3	12	0	1 IDOJJ, 6 Class X, 4 felonies, 1 misd.	0	12-0
11-21	12	0	9	3	12	0	1 IDOJJ, 6 Class X, 4 felonies, 1 misd.	0	12-0
11-22	11	1	9	3	12	0	1 IDOJJ, 6 Class X, 4 felonies, 1 misd.	0	12-0
11-23	10	1	8	3	11	0	1 IDOJJ, 6 Class X, 3 felonies, 1 misd.	0	11-0
11-24	9	1	7	3	10	0	1 IDOJJ, 6 Class X, 3 felonies	0	10-0
11-25	9	1	7	3	10	0	1 IDOJJ, 6 Class X, 3 felonies	0	10-0
11-26	9	1	7	3	10	0	1 IDOJJ, 6 Class X, 3 felonies	0	10-0
11-27	9	1	7	3	10	0	1 IDOJJ, 6 Class X, 3 felonies	0	10-0
11-28	10	1	8	3	11	0	1 IDOJJ, 6 Class X, 4 felonies	1	11-1
11-29	12	1	9	4	13	1	1 IDOJJ, 7 Class X, 5 felonies	0	13-0
11-30	11	2	9	4	13	1	1 IDOJJ, 8 Class X, 4 felonies	1	13-1

NOTE: Columns 4 & 5 refer to juvenile or adult Court proceedings; columns 6 & 7 refer to Champaign County cases or other counties being charged to house minors at JDC. Releases refers to minors arrested by police, however released to the parents without being detained at the Center. Totals are minors detained / released for that particular date.

# Monthly Juvenile Probation Report

Circuit SIXTH

County CHAMPAIGN

Month/Year Nov-22

Preparer Teresa Zebe

I. Juvenile Court Activity	1. Delinquency	2. Addiction	3. MRAI	4. Truancy	5. Neglect/Abuse	6. Dependant	7. Total
A. Petitions Filed	11	0	0	0	10	0	21
B. Court Action During Month							
1. Petitions Dismissed	5	0	0	0			5
2. Cont. Under Supervision	1	0	0	0			1
3. Adjudication	9	0	0	0			9

II. Criminal Prosecutions	
A. Automatic	0
B. Discretionary	0
C. Total	0

III. Admissions During Month to Active Caseload		
	Formal	Informal
A. Delinquency	10	8
B. Addiction	0	0
C. MRAI	0	0
D. Truancy	0	0
E. Neglect/Abuse	0	0
F. Dependant	0	0
G. Total	10	8

IV. Demographics for Admissions		
A. Sex	Formal	Informal
Male	7	2
Female	3	6
Total	10	8

C. Race/Ethnicity	Formal	Informal
American Indian/Eskimo	0	0
Asian/Pacific Islander	0	0
Black	8	7
Hispanic Origin	0	0
White	1	1
Other	1	0
Total	10	8

V. Intakes Completed	
A. Full Intakes	8
B. Partial Intakes	0
C. Total	8

B. Age	Formal	Informal
12-Under	0	0
13yrs.	0	2
14yrs.	1	1
15yrs.	3	0
16yrs.	3	2
17-over	3	3
Total	10	8

D. Education (Delinquency Only)		
Enrolled in School At Offense	Formal	Informal
	10	8

VII. Court Ordered Programs	
A. Alcohol	0
B. Drug Treatment	0
C. Alcohol & Drug Treatment	0
D. Youth Services Agency	0
E. Mental Health	0
F. Alternative Education	0
G. TASC	0
H. UDIS	0
I. JTPA	0
J. Other (explain)	0

VI. Restitution and fees ordered (Active and Administrative)	
A. New Cases Ordered to Pay Restitution	0
B. Total Amount of Restitution Ordered	\$0
C. Number of New Cases Ordered to Pay Fees	\$0

VIII. Placements			
	1. In State	2. Out of State	3. Total
A. Number Beginning of Month	1	0	1
B. Ordered Placed During Month			
1. Foster Home	0	0	0
2. Group Home	0	0	0
3. Resid. Treatment	0	0	0
4. With Relative	0	0	0
5. Subtotal	0	0	0
C. Number Removed During Month	0	0	0
D. Total End of Month	1	0	1

IX. Active Caseload						
	a. Probation	b. Supervision	c. Cont. Under Sup.	d. Informal	e. Other	f. Total
A. Caseload Beg. of Month	73	0	4	9	1	87
B. New Admissions	9	0	1	8	0	18
C. Re-admitted from Admin	0	0	0	0	0	0
D. Transferred In	2	0	0	0	0	2
E. Subtotal (A+B+C+D)	84	0	5	17	1	107
F. Cases Dropped						
1. Scheduled Termination	2	0	0	2	0	4
2. Early Termination	1	0	0	0	0	1
3. Absconder/Warrant	0	0	0	0	0	0
4. Revoked-Technical	0	0	0	0	0	0
5. Revoked-New Offense	0	0	0	0	0	0
6. Alternate DOC Commit.	0	0	0	0	0	0
7. Unsatisfactory Termination	0	0	0	3	0	3
8. Transferred Out	2	0	0	0	0	2
9. Other (explain)	0	0	0	0	0	0
10. Subtotal (Add 1-9)	5	0	0	5	0	10
G. Caseload End of Month(E-F10)	79	0	5	12	1	97

X. Commitments to DOC	
A. Full	3
B. Evaluation	0
C. Habitual Juv. Offender	0
D. Violent Juv. Offender	0
E. Total	3

G. Education

XI. Interstate Compact Cases	
Number	1

XII. Administrative Caseload	
A. Active	4
B. Inactive	3

XIII. Classification of Active Caseload					
	a. Max.	b. Med.	c. Min.	d. Unclassified	e. Total
A. Probation	3	8	46	22	79
B. Supervision	0	0	0	0	0
C. Cont. Under Sup.	0	0	4	1	5
D. Informal	0	1	2	9	12
E. Other	0	0	1	0	1
F. Total	3	9	53	32	97


XIV. Investigations	
	Completed
A. Social Histories	3
B. Adoption	0
C. Contested Custody	0
D. Suppl. Soc. Hist.	0
E. Intake Screening	0
F. Other (Explain)	13
G. Total	16

XV. Case Violations Reported			
	1. Technical	2. New Offense	3. Total
Violations Reported	3	0	3

XVI. Court Actions on Violations			
	1. Technical	2. New Offense	3. Total
A. No Violations	0	0	0
B. Violation Found	0	0	0
C. Total Court Action	0	0	0

XVII. Home Detention/Electronic Monitoring				
	A. PreAdjud. Home Det.		B. Post Adjud. Home Det.	
	1. Ordered this Month	2. End of Month	1. Ordered this Month	2. End of Month
a. With Elect. Monit.	0	0	0	0
b. Without Elect. Monit.	0	0	0	0
c. Total	0	0	0	0

Signature Of Approval by Chief/Director



# CHAMPAIGN COUNTY PROBATION AND COURT SERVICES

Michael Williams  
Director

---

Probation Services  
Courthouse  
101 E. Main  
Urbana, IL 61801  
Phone: (217) 384-3753  
Fax: (217) 384-1264

Detention Services  
400 S. Art Bartell Rd.  
Urbana, IL 61802  
Phone: (217) 384-3780  
Fax: (217) 384-8617

To Whom It May Concern:

Re: November 2022, STATISTICAL EXPLANATION:

Please be advised that the explanation for section, and XIV (F) Other: is as follows:

XIV- (F) Other: (13) Remission/Review Reports

Should you have any questions, please do not hesitate to contact me at (217)384-3753.

Respectfully,



Teresa Zebe  
Supervisor Juvenile Probation



<b>I. Intakes Completed During Month</b>			
A. Full	67	B. Partial	4

<b>II. Demographics of Intakes</b>		
A. Sex		
	a. Felony	b. Other
1. Male	47	12
2. Female	6	6
3. Total	53	18

B. Age		
	a. Felony	b. Other
1. 17-Under	0	0
2. 18-20	5	2
3. 21-30	17	8
4. 31-40	10	3
5. 41-49	10	5
6. 50-Over	11	0
7. Total	53	18

C. Race And Ethnicity		
	a. Felony	b. Other
1. American Indian	0	0
2. Asian	0	0
3. Black	34	12
4. Hispanic	7	3
5. White	11	3
6. Other	1	0
7. Total	53	18

D. Background at Time of Offense		
	a. Felony	b. Other
1. Employment	20	7
2. High School Grad.	34	9

E. Felony Offense Classification			
1. Class 1	3	4. Class 4	35
2. Class 2	7	5. Other	0
3. Class 3	8	6. Total	53

<b>III. Restitution and Fees Ordered (Active and Administrative)</b>	
A. New Case Ordered to Pay Restitution	1
B. Total Amount of Restitution Ordered	\$3,683.92
C. Number of New Case Ordred to Pay Fees	61

<b>IV. Programs Ordered for New Cases (Active and Administrative)</b>	
A. Alcohol Treatment	0
B. Drug Treatment	0
C. Alcohol and Drug Treatment	16
D. Mental Health	18
E. Sex Offender Treatment	0
F. TASC	0

<b>V. Programs Ordered for DUI Cases (Active and Administrative)</b>	
A. DUI Education	0
B. Treatment	8
C. Education and Treatment	8
D. Other (Explain)	27

<b>VI. DUI Assessment Level (Active and Administrative)</b>						
	Level 1	Level 2 Signif.	Level 2 Medium	Level 3	None	Total
A. Probation	0	1	1	1	0	3
B. Conditional Discharge	0	0	0	0	0	0
C. Supervision	0	0	0	0	0	0
D. Total	0	1	1	1	0	3

VII.	Home Confinement		Pretrial Release	
	Ordered During Month	Total End of Month	Ordered During Month	Total End of Month
A. Electronically Monitored	3	5	0	0
B. Non-electronically Monitored	0	0	0	0
C. Total	3	5	0	0

VIII. Active Caseload						
	Felony	Misd.	DUI	Traffic	Total	
A. Beginning Caseload	853	198	115	5	1171	
<b>B. Admissions</b>						
1. Probation	53	13	5	0	71	
2. Conditional Discharge	0	0	0	0	0	
3. Supervision	0	0	0	0	0	
4. Subtotal (1+2+3)	53	13	5	0	71	
C. Readmitted Administrative	40	9	0	0	49	
D. Subtotal (A+B4+C)	946	220	120	5	1291	
<b>F. Cases Dropped</b>						
						Employed
1. Scheduled Termination	12	7	7	0	26	7
2. Early Termination	0	0	0	0	0	0
3. Absconder/Warrant	5	1	0	0	6	
4. Revoked-Technical	3	1	1	0	5	1
5. Revoked-Now Offense	1	0	0	0	1	0
6. Alternate DOC Commitment	2	0	0	0	2	
7. Unsatisfactory Termination	6	1	0	0	7	0
8. Transferred Out	11	2	3	0	16	
9. Other (Explained)	47	7	0	0	54	0
10. Subtotal (Add 1 through 9)	87	19	11	0	117	8
F. Total (D-E10)	859	201	109	5	1174	8

XI. Classification of Active Caseload							
	Low Risk	Low Moderate	Moderate Risk	High Risk	Very High Risk	Un Classified	Total
A. Felony	236	60	372	66	34	91	859
B. Misdemeanor	76	23	65	8	3	26	201
C. DUI	74	7	20	1	0	7	109
D. Traffic	3	0	1	1	0	0	5
E. Total	389	90	458	76	37	124	1174

XIV. Investigations Completed					
	Felony	Misd.	DUI	Traffic	Total
A. Pre-Sentence	24	0	1	6	31
B. Abbreviated PSI	0	0	0	0	0
C. Pretrial Bond Reports	0	0	0	0	0
D. Record Checks	9	3	0	0	12
E. JDP	0	0	0	0	0
F. Other (Suitability Reports)	4	0	0	0	4

IX. Commitments To IDOC	
Number	5

X. Interstate Compact Cases	
Number	41

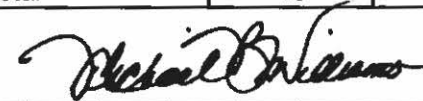
XII. Administrative Caseload	
A. Active	390
B. Inactive	325

XIII. Full PSI's Ordered/Pending			
Number Ordered	25	Number Pending	37

XV. Case Violations Reported		
	Technical	New Offense
Violations Reported	24	1

XVI. Court Action on Violations		
	Technical	New Offense
A. No Violations	7	1
B. Violations	8	0
C. Total	15	1

Signature of Approval by Chief/Director



# CHAMPAIGN COUNTY PROBATION AND COURT SERVICES

Michael B. Williams

Director

Probation Services  
Courthouse  
101 E. Main  
Urbana, IL 61801  
Phone: (217) 384-3751  
Fax: (217) 384-1264

Detention Services  
400 S. Art Bartell Rd.  
Urbana, IL 61802  
Phone: (217) 384-3780  
Fax: (217) 384-8617

12/08/22

To: Administrative Office of the Illinois Courts

From: Champaign County Court Services Department

RE: Monthly Adult Probation Report – November 2022

The following is intended to provide explanations for the information contained in the specified categories on the current Monthly Adult Probation Report.

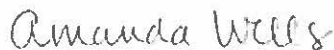
## **Section V. Programs ordered for D.U.I. Cases- Other**

Other programs ordered for D.U.I. cases include attendance at a Victim Impact Panel presentation, attendance at AA/NA meetings and/or Public Service Work.

## **Section VIII. Active Caseload/E.9 Cases Dropped- Other**

There were 45 felony cases dropped and re-assigned to a new officer.  
There was one felony case dropped due to death.  
There was one felony case dropped as a judicial termination.  
There were six misdemeanor cases dropped and re-assigned to a new officer.  
There was one misdemeanor case dropped and added as a felony.

Sincerely,



Amanda Wells  
Supervisor Adult Services