

### JDC POPULATION REPORT FOR THE MONTH OF May 2021

DATE	MALE	FEMALE	JUV	ADULT	CHAMPAIGN	OTHER	OFFENSE CLASSIFICATION	RELEA	TOTALS
5/1	7	0	4	3	7	0	3 Class X, 4 Felonies	0	7-0
5/2	8	0	5	3	8	0	3 Class X, 5 Felonies	0	8-0
5/3	9	0	6	3	9	0	3 Class X, 6 Felonies	0	9-0
5/4	11	1	9	3	12	0	3 Class X, 8 Felonies, 1 Misd.	0	12-0
5/5	12	1	10	3	13	0	3 Class X, 9 Felonies, 1 Misd.	1	13-1
5/6	12	1	10	3	13	0	3 Class X, 9 Felonies, 1 Misd.	1	13-1
5/7	11	1	9	3	12	0	3 Class X, 8 Felonies, 1 Misd.	1	12-1
5/8	10	1	8	3	11	0	4 Class X, 6 Felonies, 1 Misd.	0	11-0
5/9	10	1	8	3	11	0	4 Class X, 6 Felonies, 1 Misd.	0	11-0
5/10	11	1	9	3	12	0	4 Class X, 7 Felonies, 1 Misd.	0	12-0
5/11	9	1	7	3	10	0	3 Class X, 5 Felonies, 2 Misd.	0	10-0
5/12	10	1	8	3	11	0	3 Class X, 5 Felonies, 3 Misd.	0	11-0
5/13	8	1	6	3	9	0	3 Class X, 5 Felonies, 1 Misd.	0	9-0
5/14	9	1	7	3	10	0	3 Class X, 6 Felonies, 1 Misd.	0	10-0
5/15	7	0	4	3	7	0	3 Class X, 4 Felonies	0	7-0
5/16	7	1	5	3	8	0	3 Class X, 5 Felonies	0	8-0
5/17	6	1	4	3	7	0	3 Class X, 4 Felonies	0	7-0
5/18	6	0	3	3	6	0	3 Class X, 3 Felonies	0	6-0
5/19	6	0	3	3	6	0	3 Class X, 3 Felonies	1	6-1
5/20	6	1	4	3	7	0	3 Class X, 4 Felonies	0	7-0
5/21	6	1	4	3	7	0	3 Class X, 4 Felonies	0	7-0
5/22	6	1	4	3	7	0	3 Class X, 4 Felonies	0	7-0
5/23	6	1	4	3	7	0	3 Class X, 4 Felonies	0	7-0
5/24	7	1	5	3	8	0	3 Class X, 5 Felonies	1	8-1
5/25	7	1	5	3	8	0	3 Class X, 5 Felonies	0	8-0
5/26	7	1	5	3	8	0	3 Class X, 5 Felonies	0	8-0
5/27	7	0	4	3	7	0	3 Class X, 4 Felonies	0	7-0
5/28	7	0	4	3	7	0	3 Class X, 4 Felonies	0	7-0
5/29	7	0	4	3	7	0	3 Class X, 4 Felonies	0	7-0
5/30	8	0	5	3	8	0	3 Class X, 5 Felonies	0	8-0
5/31	9	0	6	3	9	0	3 Class X, 6 Felonies	0	9-0

NOTE: Columns 4 & 5 refer to juvenile or adult Court proceedings; columns 6 & 7 refer to Champaign County cases or other counties being charged to house minors at JDC. Releases refers to minors arrested by police, however released to the parents without being detained at the Center. Totals are minors detained / released for that particular date.

# Monthly Juvenile Probation Report

Circuit SIXTH

County CHAMPAIGN

Month/Year May-21

Preparer Teresa Zebe

I. Juvenile Court Activity	1. Delinquency	2. Addiction	3. MRAI	4. Truancy	5. Neglect/Abuse	6. Dependant	7. Total
A. Petitions Filed	13	0	0	0	8	0	21
B. Court Action During Month							
1. Petitions Dismissed	0	0	0	0			0
2. Cont. Under Supervision	0	0	0	0			0
3. Adjudication	1	0	0	0			1

II. Criminal Prosecutions	
A. Automatic	0
B. Discretionary	0
C. Total	0

IV. Demographics for Admissions		
A. Sex	Formal	Informal
Male	1	0
Female	0	0
Total	1	0

C. Race/Ethnicity	Formal	Informal
American Indian/Eskimo	0	0
Asian/Pacific Islander	0	0
Black	1	0
Hispanic Origin	0	0
White	0	0
Other	0	0
Total	1	0

V. Intakes Completed	
A. Full Intakes	1
B. Partial Intakes	0
C. Total	1

III. Admissions During Month to Active Caseload		
	Formal	Informal
A. Delinquency	1	0
B. Addiction	0	0
C. MRAI	0	0
D. Truancy	0	0
E. Neglect/Abuse	0	0
F. Dependant	0	0
G. Total	1	0

B. Age	Formal	Informal
12-Under	0	0
13yrs.	0	0
14yrs.	1	0
15yrs.	0	0
16yrs.	0	0
17-over	0	0
Total	1	0

D. Education (Delinquency Only)		
Enrolled in School At Offense	Formal	Informal
	1	0

VI. Restitution and fees ordered (Active and Administrative)	
A. New Cases Ordered to Pay Restitution	0
B. Total Amount of Restitution Ordered	\$0
C. Number of New Cases Ordered to Pay Fees	\$0

VII. Court Ordered Programs	
A. Alcohol	0
B. Drug Treatment	0
C. Alcohol & Drug Treatment	0
D. Youth Services Agency	0
E. Mental Health	0
F. Alternative Education	0
G. TASC	0
H. UDIS	0
I. JTPA	0
J. Other (explain)	0

VIII. Placements			
	1. In State	2. Out of State	3. Total
A. Number Beginning of Month	5	0	5
B. Ordered Placed During Month			
1. Foster Home	0	0	0
2. Group Home	0	0	0
3. Resid. Treatment	1	0	1
4. With Relative	0		0
5. Subtotal	1	0	1
C. Number Removed During Month	0	0	0
D. Total End of Month	6	0	6

IX. Active Caseload						
	a. Probation	b. Supervision	c. Cont. Under Sup.	d. Informal	e. Other	f. Total
A. Caseload Beg. of Month	61	0	5	2	0	68
B. New Admissions	1	0	0	0	0	1
C. Re-admitted from Admin	0	0	0	0	0	0
D. Transferred In	0	0	1	0	0	1
E. Subtotal (A+B+C+D)	62	0	6	2	0	70
F. Cases Dropped						
1. Scheduled Termination	2	0	0	0	0	2
2. Early Termination	0	0	0	0	0	0
3. Absconder/Warrant	1	0	0	0	0	1
4. Revoked-Technical	0	0	0	0	0	0
5. Revoked-New Offense	0	0	0	0	0	0
6. Alternate DOC Commit.	0	0	0	0	0	0
7. Unsatisfactory Termination	0	0	0	0	0	0
8. Transferred Out	2	0	0	0	0	2
9. Other (explain)	0	0	0	0	0	0
10. Subtotal (Add 1-9)	5	0	0	0	0	5
G. Caseload End of Month(E-F10)	57	0	6	2	0	65

X. Commitments to DOC	
A. Full	0
B. Evaluation	0
C. Habitual Juv. Offender	0
D. Violent Juv. Offender	0
E. Total	0

G. Education	
2	2
0	0
1	1
0	0
0	0
0	0
0	1
2	2
0	1
5	3

XI. Interstate Compact Cases	
Number	3

XII. Administrative Caseload	
A. Active	11
B. Inactive	4

XIII. Classification of Active Caseload					
	a. Max.	b. Med.	c. Min.	d. Unclassified	e. Total
A. Probation	0	22	26	9	57
B. Supervision	0	0	0	0	0
C. Cont. Under Sup.	0	0	5	1	6
D. Informal	0	1	1	0	2
E. Other	0	0	0	0	0
F. Total	0	23	32	10	65


XIV. Investigations	
	Completed
A. Social Histories	1
B. Adoption	0
C. Contested Custody	0
D. Suppl. Soc. Hist.	0
E. Intake Screening	0
F. Other (Explain)	4
G. Total	5

XV. Case Violations Reported			
	1. Technical	2. New Offense	3. Total
Violations Reported	0	0	0

XVI. Court Actions on Violations			
	1. Technical	2. New Offense	3. Total
A. No Violations	0	0	0
B. Violation Found	0	0	0
C. Total Court Action	0	0	0

XVII. Home Detention/Electronic Monitoring				
	A. PreAdjud. Home Det.		B. Post Adjud. Home Det.	
	1. Ordered this Month	2. End of Month	1. Ordered this Month	2. End of Month
a. With Elect. Monit.	0	0	0	0
b. Without Elect. Monit.	0	0	0	0
c. Total	0	0	0	0

Signature Of Approval by Chief/Director



## CHAMPAIGN COUNTY PROBATION AND COURT SERVICES

Michael Williams  
Director

---

Probation Services  
Courthouse  
101 E. Main  
Urbana, IL 61801  
Phone: (217) 384-3753  
Fax: (217) 384-1264

Detention Services  
400 S. Art Bartell Rd.  
Urbana, IL 61802  
Phone: (217) 384-3780  
Fax: (217) 384-8617

To Whom It May Concern:


Re: May 2021, STATISTICAL EXPLANATION

Please be advised that the explanation for section IX-(F) on the May 2021, Statistical Form is as follows:

IXV-(F): (4) Other: Remission/Review Reports

Should you have any questions, please do not hesitate to contact me at (217)384-3753.

Respectfully,



Teresa Zebe  
Supervisor Juvenile Probation

# Monthly Juvenile Probation Report Addendum

Effective 01/01/2014

Circuit Sixth County Champaign Month/Year May 2021 Preparer Teresa Zebe

This report is to be completed for only those juvenile case admissions resultant from Public Act 95-1031 and Public Act 98-0061, which extends the jurisdiction of the juvenile court to include minors under the age of 18 who commit misdemeanor and felony offenses. Thus, this Addendum Report will only include those 17 year olds referred by the court for qualifying misdemeanor and felony offenses. Cases reported on this form are to also be reported on the Monthly Juvenile Probation Report in the appropriate sections to ensure the complete monthly reporting of your department's juvenile caseload.

### XVIII. Admissions to Active Caseload

	Male					Female					Offense Type								Number of 17 year olds					
	Race/Ethnicity										Property		Person		Drug		Alcohol		Other		Felony	Misd.		
	AI	A	B	H	W	O	AI	A	B	H	W	O	M	F	M	F	M	F	M	F			M	F
A. Probation																								
B. Supervision																								
C. Count. Under Sup.																								
D. Informal																								
E. Other																								
<b>Total</b>	0	0	0	0	0	0	0	0	0	0	0	0	0	0	0	0	0	0	0	0	0	0	0	0

### XIX. Investigations

	Male	Female
A. Social Histories	0	0
B. Supplemental Social History	0	0
C. Other Investigations	0	0
<b>Total</b>	0	0

Note: Race/Ethnicity are the same categories currently in use on monthly reports. Alcohol is to include minor in possession, use, and/or under the influence offenses. Please specify offenses reported under the Other category.

### XX. Risk Classification for End of Month Active Caseload (P) (PA 95-1031 and PA 98-0061 cases)

	Maximum		Medium		Minimum		Unclassified		Total		Felony		Misdemeanor	
	Male	Female	Male	Female	Male	Female	Male	Female	Male	Female	Male	Female	Male	Female
A. Probation														
B. Supervision														
C. Count. Under Sup.														
D. Informal														
E. Other														
<b>Total</b>	0	0	0	0	0	0	0	0	0	0	0	0	0	0

**I. Intakes Completed During Month**

A. Full	56	B. Partial	2
---------	----	------------	---

**II. Demographics of Intakes****A. Sex**

	a. Felony	b. Other
1. Male	26	14
2. Female	12	6
3. Total	38	20

**B. Age**

	a. Felony	b. Other
1. 17-Under	0	0
2. 18-20	3	3
3. 21-30	13	6
4. 31-40	10	7
5. 41-49	5	2
6. 50-Over	7	2
7. Total	38	20

**C. Race And Ethnicity**

	a. Felony	b. Other
1. American Indian	0	0
2. Asian	0	0
3. Black	15	9
4. Hispanic	4	1
5. White	19	10
6. Other	0	0
7. Total	38	20

**D. Background at Time of Offense**

	a. Felony	b. Other
1. Employment	20	11
2. High School Grad.	22	15

**E. Felony Offense Classification**

1. Class 1	1	4. Class 4	24
2. Class 2	7	5. Other	1
3. Class 3	5	6. Total	38

**III. Restitution and Fees Ordered (Active and Administrative)**

A. New Case Ordered to Pay Restitution	3
B. Total Amount of Restitution Ordered	\$100,500.00
C. Number of New Case Ordred to Pay Fees	58

**IV. Programs Ordered for New Cases (Active and Administrative)**

A. Alcohol Treatment	0
B. Drug Treatment	0
C. Alcohol and Drug Treatment	24
D. Mental Health	4
E. Sex Offender Treatment	0
F. TASC	0

**V. Programs Ordered for DUI Cases (Active and Administrative)**

A. DUI Education	1
B. Treatment	2
C. Education and Treatment	4
D. Other (Explain)	0

**VI. DUI Assessment Level (Active and Administrative)**

	Level 1	Level 2 Signif.	Level 2 Medium	Level 3	None	Total
A. Probation	1	0	4	1	0	6
B. Conditional Discharge	0	0	0	0	0	0
C. Supervision	0	0	0	0	0	0
D. Total	1	0	4	1	0	6

**VII.**

	Home Confinement		Pretrial Release	
	Ordered During Month	Total End of Month	Ordered During Month	Total End of Month
A. Electronically Monitored	2	7	0	0
B. Non-electronically Monitored	0	0	0	0
C. Total	2	7	0	0

VIII. Active Caseload						
	Felony	Misd.	DUI	Traffic	Total	
<b>A. Beginning Caseload</b>	<b>876</b>	<b>192</b>	<b>92</b>	<b>30</b>	<b>1190</b>	
<b>B. Admissions</b>						
1. Probation	38	13	6	1	58	
2. Conditional Discharge	0	0	0	0	0	
3. Supervision	0	0	0	0	0	
4. Subtotal (1+2+3)	38	13	6	1	58	
<b>C. Readmitted Administrative</b>						
D. Subtotal (A+B4+C)	916	205	98	31	1250	
<b>F. Cases Dropped</b>						
						Employed
1. Scheduled Termination	19	7	6	1	33	4
2. Early Termination	1	0	0	0	1	1
3. Absconder/Warrant	4	0	0	0	4	
4. Revoked-Technical	4	1	0	0	5	0
5. Revoked-Now Offense	1	0	0	0	1	0
6. Alternate DOC Commitment	1	0	0	0	1	
7. Unsatisfactory Termination	1	0	0	0	1	0
8. Transferred Out	6	3	1	0	10	
9. Other (Explained)	3	1	0	0	4	2
10. Subtotal (Add 1 through 9)	40	12	7	1	60	7
<b>F. Total (D-E10)</b>	<b>876</b>	<b>193</b>	<b>91</b>	<b>30</b>	<b>1190</b>	<b>7</b>

XI. Classification of Active Caseload							
	Low Risk	Low Moderate	Moderate Risk	High Risk	Very High Risk	Un Classified	Total
A. Felony	202	55	387	111	26	95	876
B. Misdemeanor	62	20	73	9	3	26	193
C. DUI	58	7	17	1	0	8	91
D. Traffic	16	3	8	1	0	2	30
E. Total	338	85	485	122	29	131	1190

XIV. Investigations Completed					
	Felony	Misd.	DUI	Traffic	Total
A. Pre-Sentence	15	1	0	2	18
B. Abbreviated PSI	0	0	0	0	0
C. Pretrial Bond Reports	0	0	0	0	0
D. Record Checks	10	1	0	0	11
E. JDP	0	0	0	0	0
F. Other (Suitability Reports)	1	0	0	0	1

IX. Commitments To IDOC	
Number	7

X. Interstate Compact Cases	
Number	63


XII. Administrative Caseload	
A. Active	433
B. Inactive	374

XIII. Full PSI's Ordered/Pending			
Number Ordered	24	Number Pending	24

XV. Case Violations Reported		
	Technical	New Offense
Violations Reported	19	3

XVI. Court Action on Violations		
	Technical	New Offense
A. No Violations	1	0
B. Violations	12	2
C. Total	13	2

Signature of Approval by Chief/Director



# CHAMPAIGN COUNTY PROBATION AND COURT SERVICES

Michael B. Williams  
Director

---

---

Probation Services  
Courthouse  
101 E. Main  
Urbana, IL 61801  
Phone: (217) 384-3751  
Fax: (217) 384-1264

Detention Services  
400 S. Art Bartell Rd.  
Urbana, IL 61802  
Phone: (217) 384-3780  
Fax: (217) 384-8617

06/08/21

To: Administrative Office of the Illinois Courts

From: Champaign County Court Services Department

RE: Monthly Adult Probation Report – May 2021

The following is intended to provide explanations for the information contained in the specified categories on the current Monthly Adult Probation Report.

## **Section V. Programs ordered for D.U.I. Cases- Other**

Other programs ordered for D.U.I. cases include attendance at a Victim Impact Panel presentation, attendance at AA/NA meetings and/or Public Service Work.

## **Section VIII. Active Caseload/E.9 Cases Dropped- Other**

There was one felony case dropped due to death.  
There was one misdemeanor case dropped due to death.  
There were two felony cases dropped due to deportation.

Sincerely,



Amanda Wells  
Supervisor Adult Services