

JDC POPULATION REPORT FOR THE MONTH OF JULY 2017

DATE	MALE	FEMALE	JUV	ADULT	CHAMPAIGN	OTHER	OFFENSE CLASSIFICATION	RELEASES	TOTALS
7/1	11	3	14	0	14	0	10 Felonies/4 Misd.	1	14-1
7/2	12	3	15	0	15	0	11 Felonies/4 Misd.	0	15-0
7/3	12	4	16	0	16	0	12 Felonies/4 Misd.	0	16-0
7/4	12	3	15	0	15	0	11 Felonies/4 Misd.	0	15-0
7/5	14	4	18	0	17	1	1 Class X/1 DOJJ/12 Felonies/4 Misd.	1	18-1
7/6	17	4	21	0	20	1	1 Class X/1 DOJJ/15 Felonies/4 Misd.	1	21-1
7/7	13	4	17	0	17	0	1 Class X/10 Felonies/6 Misd.	0	17-0
7/8	11	4	15	0	15	0	1 Class X/10 Felonies/4 Misd.	1	15-1
7/9	11	4	15	0	15	0	1 Class X/10 Felonies/4 Misd.	0	15-0
7/10	14	4	18	0	18	0	1 Class X/1 DOJJ/10 Felonies/6 Misd.	0	18-0
7/11	15	3	18	0	18	0	1 Class X/1 DOJJ/11 Felonies/5 Misd.	2	18-2
7/12	15	3	18	0	18	0	1 Class X/2 DOJJ/10 Felonies/5 Misd.	4	18-4
7/13	15	4	19	0	19	0	1 Class X/2 DOJJ/11 Felonies/5 Misd.	5	19-5
7/14	15	4	19	0	19	0	1 Class X/2 DOJJ/11 Felonies/5 Misd.	0	19-0
7/15	14	3	17	0	17	0	2 Class X/9 Felonies/6 Misd.	1	17-1
7/16	14	3	17	0	17	0	2 Class X/9 Felonies/6 Misd.	0	17-0
7/17	14	3	17	0	17	0	2 Class X/9 Felonies/6 Misd.	0	17-0
7/18	15	3	18	0	18	0	2 Class X/1 DOJJ/8 Felonies/7 Misd.	0	18-0
7/19	14	3	17	0	17	0	2 Class X/1 DOJJ/8 Felonies/6 Misd.	1	17-1
7/20	15	3	18	0	17	1	3 Class X/2 DOJJ/7 Felonies/6 Misd.	1	18-1
7/21	16	3	19	0	18	1	3 Class X/1 DOJJ/8 Felonies/7 Misd.	0	19-0
7/22	16	3	19	0	19	0	3 Class X/9 Felonies/7 Misd.	0	19-0
7/23	16	3	19	0	19	0	3 Class X/9 Felonies/7 Misd.	0	19-0
7/24	16	3	19	0	19	0	3 Class X/9 Felonies/7 Misd.	0	19-0
7/25	16	3	19	0	19	0	3 Class X/9 Felonies/7 Misd.	0	19-0
7/26	16	3	19	0	19	0	3 Class X/9 Felonies/7 Misd.	1	19-1
7/27	16	3	19	0	19	0	3 Class X/9 Felonies/7 Misd.	0	19-0
7/28	14	4	18	0	18	0	3 Class X/7 Felonies/8 Misd.	0	18-0
7/29	14	4	18	0	18	0	3 Class X/7 Felonies/8 Misd.	0	18-0
7/30	14	4	18	0	18	0	3 Class X/7 Felonies/8 Misd.	0	18-0
7/31	14	4	18	0	18	0	3 Class X/7 Felonies/8 Misd.	1	18-1

NOTE: Columns 4 & 5 refer to juvenile or adult Court proceedings; columns 6 & 7 refer to Champaign County cases or other counties being charged to house minors at JDC. Releases refers to minors arrested by police, however released to the parents without being detained at the Center. Totals are minors detained / released for that particular date.

Monthly Juvenile Probation Report

Circuit SIXTH County CHAMPAIGN Month/Year ## 17-Jul Preparer Teresa Zebe

I. Juvenile Court Activity	1. Delinquency	2. Addiction	3. MRAI	4. Truancy	5. Neglect/Abuse	6. Dependant	7. Total
A. Petitions Filed	23	0	0	0	6	0	29
B. Court Action During Month							
1. Petitions Dismissed	12	0	0	0			12
2. Cont. Under Supervision	0	0	0	0			0
3. Adjudication	7	0	0	0			7

II. Criminal Prosecutions	
A. Automatic	0
B. Discretionary	0
C. Total	0

IV. Demographics for Admissions

A. Sex	Formal	Informal
Male	7	1
Female	0	0
Total	7	1

B. Age	Formal	Informal
12-Under	0	0
13yrs.	0	0
14yrs.	1	0
15yrs.	1	0
16yrs.	2	1
17-over	3	0
Total	7	1

C. Race/Ethnicity	Formal	Informal
American Indian/Eskimo	0	0
Asian/Pacific Islander	0	0
Black	5	0
Hispanic Origin	0	0
White	1	0
Other	1	1
Total	7	1

V. Intakes Completed	
A. Full Intakes	7
B. Partial Intakes	1
C. Total	8

III. Admissions During Month to Active Caseload

	Formal	Informal
A. Delinquency	7	1
B. Addiction	0	0
C. MRAI	0	0
D. Truancy	0	0
E. Neglect/Abuse	0	0
F. Dependant	0	0
G. Total	7	1

D. Education (Delinquency Only)		
Enrolled in School	Formal	Informal
At Offense	5	1

VII. Court Ordered Programs

A. Alcohol	0
B. Drug Treatment	0
C. Alcohol & Drug Treatment	1
D. Youth Services Agency	0
E. Mental Health	1
F. Alternative Education	0
G. TASC	0
H. UDIS	0
I. JTPA	0
J. Other (explain)	1

VI. Restitution and fees ordered (Active and Administrative)	
A. New Cases Ordered to Pay Restitution	0
B. Total Amount of Restitution Ordered	\$0
C. Number of New Cases Ordered to Pay Fees	(3) \$240

VIII. Placements

	1. In State	2. Out of State	3. Total
A. Number Beginning of Month	13	0	13
B. Ordered Placed During Month			
1. Foster Home	0	0	0
2. Group Home	0	0	0
3. Resid. Treatment	0	0	0
4. With Relative	0	0	0
5. Subtotal	13	0	13
C. Number Removed During Month	1	0	1
D. Total End of Month	12	0	12

IX. Active Caseload						
	a. Probation	b. Supervision	c. Cont. Under Sup.	d. Informal	e. Other	f. Total
A. Caseload Beg. of Month	105	0	6	10	0	121
B. New Admissions	7	0	0	1	0	8
C. Re-admitted from Admin	3	0	0	0	0	3
D. Transferred In	0	0	0	0	0	0
E. Subtotal (A+B+C+D)	115	0	6	11	0	132
F. Cases Dropped						
1. Scheduled Termination	6	0	0	1	0	7
2. Early Termination	0	0	0	0	0	0
3. Absconder/Warrant	0	0	0	0	0	0
4. Revoked-Technical	1	0	0	0	0	1
5. Revoked-New Offense	0	0	0	0	0	0
6. Alternate DOC Commit.	0	0	0	0	0	0
7. Unsatisfactory Termination	2	0	0	2	0	4
8. Transferred Out	4	0	0	0	0	4
9. Other (explain)	1	0	0	0	0	1
10. Subtotal (Add 1-9)	14	0	0	3	0	17
G. Caseload End of Month(E-F10)	101	0	6	8	0	115

X. Commitments to DOC	
A. Full	3
B. Evaluation	0
C. Habitual Juv. Offender	0
D. Violent Juv. Offender	0
E. Total	3

G. Education	
	7
	0
	0
	1
	0
	4
	4
	1
	106

XI. Interstate Compact Cases	
Number	7

XII. Administrative Caseload	
A. Active	18
B. Inactive	1

XIII. Classification of Active Caseload					
	a. Max.	b. Med.	c. Min.	d. Unclassified	e. Total
A. Probation	24	70	7	0	101
B. Supervision	0	0	0	0	0
C. Cont. Under Sup.	0	3	3	0	6
D. Informal	0	0	8	0	8
E. Other	0	0	0	0	0
F. Total	24	73	18	0	115


XIV. Investigations	
	Completed
A. Social Histories	11
B. Adoption	0
C. Contested Custody	0
D. Suppl. Soc. Hist.	1
E. Intake Screening	0
F. Other (Explain)	10
G. Total	22

XV. Case Violations Reported			
	1. Technical	2. New Offense	3. Total
Violations Reported	0	1	1

XVI. Court Actions on Violations			
	1. Technical	2. New Offense	3. Total
A. No Violations	0	0	0
B. Violation Found	0	0	0
C. Total Court Action	0	0	0

XVII. Home Detention/Electronic Monitoring				
	A. PreAdjud. Home Det.		B. Post Adjud. Home Det.	
	1. Ordered this Month	2. End of Month	1. Ordered this Month	2. End of Month
a. With Elect. Monit.				
b. Without Elect. Monit.	None			
c. Total				

Signature Of Approval by Chief/Director



CHAMPAIGN COUNTY PROBATION AND COURT SERVICES

Joseph J. Gordon
Director

Probation Services
Courthouse
101 E. Main
Urbana, IL 61801
Phone: (217) 384-3753
Fax: (217) 384-1264

Detention Services
400 S. Art Bartell Rd.
Urbana, IL 61802
Phone: (217) 384-3780
Fax: (217) 384-8617

To Whom It May Concern:

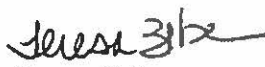
Re: July 2017, STATISTICAL EXPLANATION

Please be advised that the explanation for section: VII-(J); IX -(F) and XIV - (F): on
The July 2017, Statistical Form is as follows:

- VII - (J): Anger Management (1)
- XIV - (F): Other: Judicial Term (1)
- XIV - (F): Remission/Review Reports (10)

Should you have any questions, please do not hesitate to contact me at (217)384-3753.

Respectfully,



Teresa Zebe
Supervisor Juvenile Probation

Monthly Juvenile Probation Report Addendum

Effective 01/01/2014

Circuit Sixth County Champaign Month/Year July 2017

Preparer Teresa Zebe

This report is to be completed for only those juvenile case admissions resultant from Public Act 95-1031 and Public Act 98-0061, which extends the jurisdiction of the juvenile court to include minors under the age of 18 who commit misdemeanor and felony offenses. Thus, this Addendum Report will only include those 17 year olds referred by the court for qualifying misdemeanor and felony offenses. Cases reported on this form are to also be reported on the Monthly Juvenile Probation Report in the appropriate sections to ensure the complete monthly reporting of your department's juvenile caseload.

XVIII. Admissions to Active Caseload

	Male										Female										Offense Type								Number of 17 year olds	
	Race/Ethnicity										Property		Person		Drug		Alcohol		Other		Felony	Misd.								
	AJ	A	B	H	W	O	AJ	A	B	H	W	O	M	F	M	F	M	F	M	F			M	F						
A. Probation			3										1	1	1								2	1						
B. Supervision																														
C. Count. Under Sup.																														
D. Informal																														
E. Other																														
Total			3																				2	1						

XIX. Investigations

	Male	Female
A. Social Histories	1	
B. Supplemental Social History		
C. Other Investigations		
Total	1	

Note: Race/Ethnicity are the same categories currently in use on monthly reports. Alcohol is to include minor in possession, use, and/or under the influence offenses. Please specify offenses reported under the Other category.

XX. Risk Classification for End of Month Active Caseload (P/ (PA 95-1031 and PA 98-0061 cases)

	Maximum		Medium		Minimum		Unclassified		Total		Felony		Misdemeanor	
	Male	Female	Male	Female	Male	Female	Male	Female	Male	Female	Male	Female	Male	Female
A. Probation	1		3						4		3		1	
B. Supervision														
C. Count. Under Sup.														
D. Informal														
E. Other														
Total	1		3						4		3		1	

MONTHLY ADULT PROBATION REPORT

Circuit: 6

Department: Adult

July 2017

Preparer: Janet Wells

I. Intakes Completed During Month			
A. Full	53	B. Partial	0

II. Demographics of Intakes		
A. Sex		
	a. Felony	b. Other
1. Male	25	13
2. Female	11	4
3. Total	36	17

B. Age		
	a. Felony	b. Other
1. 17-Under	0	0
2. 18-20	4	3
3. 21-30	18	6
4. 31-40	8	5
5. 41-49	2	1
6. 50-Over	4	2
7. Total	36	17

C. Race and Ethnicity		
	a. Felony	b. Other
1. American Indian	0	0
2. Asian	0	0
3. Black	21	8
4. Hispanic	5	1
5. White	10	8
6. Other	0	0
7. Total	36	17

D. Background at Offense		
	a. Felony	b. Other
1. Employed	14	7
2. High School Grad.	12	8

E. Felony Offense Classification			
1. Class 1	1	4. Class 4	22
2. Class 2	4	5. Other	0
3. Class 3	9	6. Total	36

III. Restitution and Fees Ordered (Active and Administrative)	
A. New Cases Ordered to Pay Restitution	5589
B. Total Amount of Restitution Ordered	15402
C. Number of New Cases Ordered to Pay Fees	52

IV. Programs Ordered for New Cases (Active and Administrative)	
A. Alcohol Treatment	0
B. Drug Treatment	1
C. Alcohol and Drug Treatment	18
D. Mental Health	13
E. Sex Offender Treatment	0
F. TASC	0

V. Programs Ordered for DUI Cases (Active and Administrative)	
A. DUI Education	0
B. Treatment	0
C. Education and Treatment	5
D. Other (Explain)	0

VI. DUI Assessment Level (Active and Administrative)						
	Level 1	Level 2 Signif.	Level 2 Med	Level 3	None	Total
A. Probation	0	2	3	0	0	5
B. Conditional Discharge	0	0	0	0	0	0
C. Supervision	0	0	0	0	0	0
D. Total	0	2	3	0	0	5

VII.	Home Confinement		Pretrial Release	
	Order During Month	Total End of Month	Order During Month	Total End of Month
A. Electronically Monitored	0	0	0	3
B. Non-electronically Monitored	0	0	0	3
C. Total	0	0	0	6

VIII. Active Caseload

	Felony	Misd.	DUI	Traffic	Total	
A. Beginning Caseload	860	205	128	22	1215	
B. Admissions						
1. Probation	38	15	1	4	58	
2. Conditional Discharge	0	0	0	0	0	
3. Supervision	0	0	0	0	0	
4. Subtotal (1+2+3)	38	15	1	4	58	
C. Readmitted Administrative	44	13	3	6	66	
D. Subtotal (A+B4+C)	942	233	132	32	1339	
E. Cases Dropped						Employed
1. Scheduled Termination	19	9	5	1	34	0
2. Early Termination	2	0	0	0	2	0
3. Absconder/Warrant	6	0	0	0	6	
4. Revoked-Technical	5	2	0	0	7	0
5. Revoked-New Offense	0	0	0	0	0	0
6. Alternate DOC Commitment	2	0	0	0	2	
7. Unsatisfactory Termination	0	0	0	0	0	0
8. Transferred Out	48	14	4	6	72	
9. Other (Explain)	10	2	0	0	12	0
10. Subtotal (add 1 through 9)	92	27	9	7	135	0
F. Total (D-E10)	850	206	123	25	1204	

XI. Classification of Active Caseload

	Max	Med	Min	Uncl	Total
A. Felony	100	690	60	0	850
B. Misdemeanor	10	164	32	0	206
C. DUI	0	81	42	0	123
D. Traffic	0	14	11	0	25
E. Total	110	949	145	0	1204

XIV. Investigations Completed

	Felony	Misd	DUI	Traffic	Total
A. Pre-sentence	18	4	17	3	42
B. Abbreviated PSI	0	2	0	0	2
C. Pretrial Bond Reports	6	1	0	0	7
D. Record Checks	0	0	0	0	0
E. JDP	0	0	0	0	0
F. Other (Explain)	0	0	0	0	0

IX. Commitments to DOC

Number	6
--------	---

X. Interstate Compact Cases

Number	13
--------	----

XII. Administrative Caseload

A. Active	282
B. Inactive	299

XIII. Full PSI's Ordered/Pending

Number Ordered	43	Number Pending	49
----------------	----	----------------	----


XV. Case Violations Reported

	Technical	Offense
Violations Reported	23	2

XVI. Court Action on Violations

	Technical	Offense
A. No Violations	5	0
B. Violation	11	1
C. Total	16	1

Signature of Approval by Chief/Director



CHAMPAIGN COUNTY PROBATION AND COURT SERVICES

Joseph J. Gordon
Director

Probation Services
Courthouse
101 E. Main
Urbana, IL 61801
Phone: (217) 384-3751
Fax: (217) 384-1264

Detention Services
400 S. Art Bartell Rd.
Urbana, IL 61802
Phone: (217) 384-3780
Fax: (217) 384-8617

August 11, 2017

To: Administrative Office of the Illinois Courts

From: Champaign County Court Services Department

RE: Monthly Adult Probation Report- July 2017

The following is intended to provide explanations for the information contained in the specified categories on the current Monthly Adult Probation Report.

Section V. Programs ordered for D.U.I. Cases- Other

Other programs ordered for D.U.I. cases include attendance at a Victim Impact Panel presentation, attendance at AA/NA meetings and/or Public Service Work.

Section VIII. Active Caseload/E.9 Cases Dropped- Other

One felony case was dropped and added as a Active Administrative admission.

One misdemeanor case was dropped due to a judicial termination.

One misdemeanor case was dropped and added as a Drug Court admission.

Nine felony cases were dropped and added as Inactive Administrative admissions.



Janet Wells
Supervisor, Adult Services