

### JDC POPULATION REPORT FOR THE MONTH OF MAY 2017

DATE	MALE	FEMALE	JUV	ADULT	CHAMPAIGN	OTHER	OFFENSE CLASSIFICATION	RELEASES	TOTALS
5/1	8	5	13	0	13	0	1 Class X/4 Felonies/8 Misd.	1	13-1
5/2	9	4	13	0	13	0	1 Class X/5 Felonies/7 Misd.	1	13-1
5/3	8	5	13	0	13	0	1 Class X/4 Felonies/8 Misd.	0	13-0
5/4	11	6	17	0	17	0	1 Class X/1 DOJJ/4 Felonies/11 Misd.	1	17-1
5/5	11	6	17	0	17	0	1 Class X/1 DOJJ/4 Felonies/11 Misd.	1	17-1
5/6	13	6	19	0	19	0	1 Class X/1 DOJJ/4 Felonies/13 Misd.	0	19-0
5/7	13	6	19	0	19	0	1 Class X/1 DOJJ/4 Felonies/13 Misd.	1	19-1
5/8	13	6	19	0	19	0	1 Class X/1 DOJJ/4 Felonies/13 Misd.	1	19-1
5/9	13	6	19	0	19	0	1 Class X/1 DOJJ/6 Felonies/11 Misd.	1	19-1
5/10	12	6	18	0	18	0	1 Class X/1 DOJJ/6 Felonies/10 Misd.	0	18-0
5/11	12	6	18	0	18	0	1 Class X/1 DOJJ/6 Felonies/10 Misd.	1	18-1
5/12	10	6	16	0	16	0	1 Class X/6 Felonies/9 Misd.	0	16-0
5/13	11	5	16	0	16	0	1 Class X/5 Felonies/10 Misd.	0	16-0
5/14	11	5	16	0	16	0	1 Class X/5 Felonies/10 Misd.	1	16-1
5/15	12	5	17	0	17	0	1 Class X/6 Felonies/10 Misd.	1	17-1
5/16	13	5	18	0	18	0	1 Class X/8 Felonies/9 Misd.	2	18-2
5/17	13	5	18	0	18	0	1 Class X/8 Felonies/9 Misd.	0	18-0
5/18	13	5	18	0	18	0	1 Class X/8 Felonies/9 Misd.	0	18-0
5/19	13	5	18	0	18	0	1 Class X/8 Felonies/9 Misd.	0	18-0
5/20	13	5	18	0	18	0	1 Class X/8 Felonies/9 Misd.	0	18-0
5/21	15	4	19	0	19	0	1 Class X/10 Felonies/8 Misd.	1	19-1
5/22	17	4	21	0	21	0	1 Class X/11 Felonies/9 Misd.	0	21-0
5/23	14	3	17	0	17	0	1 DOJJ/9 Felonies/7 Misd.	0	17-0
5/24	15	2	17	0	17	0	1 DOJJ/10 Felonies/7 Misd.	2	17-2
5/25	12	2	14	0	14	0	1 DOJJ/8 Felonies/5 Misd.	4	14-4
5/26	13	2	15	0	15	0	1 DOJJ/9 Felonies/5 Misd.	0	15-0
5/27	11	2	13	0	13	0	8 Felonies/5 Misd.	0	13-0
5/28	11	2	13	0	13	0	8 Felonies/5 Misd.	0	13-0
5/29	11	2	13	0	13	0	8 Felonies/5 Misd.	2	13-2
5/30	11	2	13	0	13	0	8 Felonies/5 Misd.	0	13-0
5/31	11	3	14	0	14	0	1 DOJJ/8 Felonies/5 Misd.	0	14-0

NOTE: Columns 4 & 5 refer to juvenile or adult Court proceedings; columns 6 & 7 refer to Champaign County cases or other counties being charged to house minors at JDC. Releases refers to minors arrested by police, however released to the parents without being detained at the Center. Totals are minors detained / released for that particular date.

# Monthly Juvenile Probation Report

Circuit

SIXTH

County

CHAMPAIGN

Month/Year

#/ 17-May

Preparer

Teresa Zebe

I. Juvenile Court Activity	1. Delinquency	2. Addiction	3. MRAI	4. Truancy	5. Neglect/Abuse	6. Dependant	7. Total
A. Petitions Filed	18	0	0	0	4	0	22
B. Court Action During Month							
1. Petitions Dismissed	9	0	0	0			9
2. Cont. Under Supervision	0	0	0	0			0
3. Adjudication	4	0	0	0			4

II. Criminal Prosecutions	
A. Automatic	0
B. Discretionary	0
C. Total	0

III. Admissions During Month to Active Caseload		
	Formal	Informal
A. Delinquency	4	5
B. Addiction	0	0
C. MRIA	0	0
D. Truancy	0	0
E. Neglect/Abuse	0	0
F. Dependant	0	0
G. Total	4	5

#### IV. Demographics for Admissions

A. Sex	Formal	Informal
Male	4	5
Female	0	0
<b>Total</b>	<b>4</b>	<b>5</b>

C. Race/Ethnicity	Formal	Informal
American Indian/Eskimo	0	0
Asian/Pacific Islander	0	0
Black	3	5
Hispanic Origin	0	0
White	1	0
Other	0	0
<b>Total</b>	<b>4</b>	<b>5</b>

V. Intakes Completed	
A. Full Intakes	4
B. Partial Intakes	2
C. Total	6

B. Age	Formal	Informal
12-Under	0	0
13yrs.	0	0
14yrs.	1	1
15yrs.	1	3
16yrs.	1	1
17-over	1	0
<b>Total</b>	<b>4</b>	<b>5</b>

D. Education (Delinquency Only)		
Enrolled in School	Formal	Informal
At Offense	3	5

VI. Restitution and fees ordered (Active and Administrative)	
A. New Cases Ordered to Pay Restitution	1
B. Total Amount of Restitution Ordered	\$89
C. Number of New Cases Ordered to Pay Fees	(3) \$840

VII. Court Ordered Programs	
A. Alcohol	0
B. Drug Treatment	0
C. Alcohol & Drug Treatment	1
D. Youth Services Agency	0
E. Mental Health	0
F. Alternative Education	0
G. TASC	0
H. UDIS	0
I. JTPA	0
J. Other (explain)	1

VIII. Placements			
	1. In State	2. Out of State	3. Total
A. Number Beginning of Month	15	0	15
B. Ordered Placed During Month			
1. Foster Home	0	0	0
2. Group Home	0	0	0
3. Resid. Treatment	0	0	0
4. With Relative	0	0	0
5. Subtotal	15	0	15
C. Number Removed During Month	4	0	4
D. Total End of Month	11	0	11

IX. Active Caseload						
	a. Probation	b. Supervision	c. Cont. Under Sup.	d. Informal	e. Other	f. Total
A. Caseload Beg. of Month	105	0	8	7	1	121
B. New Admissions	4	0	0	5	0	9
C. Re-admitted from Admin	2	0	0	0	0	2
D. Transferred In	3	0	0	0	0	3
E. Subtotal (A+B+C+D)	114	0	8	12	1	135
F. Cases Dropped						
1. Scheduled Termination	5	0	0	3	1	9
2. Early Termination	1	0	0	0	0	1
3. Absconder/Warrant	2	0	0	0	0	2
4. Revoked-Technical	0	0	0	0	0	0
5. Revoked-New Offense	0	0	0	0	0	0
6. Alternate DOC Commit.	2	0	0	0	0	2
7. Unsatisfactory Termination	1	0	0	2	0	3
8. Transferred Out	2	0	1	0	0	3
9. Other (explain)	0	0	0	0	0	0
10. Subtotal (Add 1-9)	13	0	1	5	1	20
G. Caseload End of Month(E-F10)	101	0	7	7	0	115

X. Commitments to DOC	
A. Full	2
B. Evaluation	1
C. Habitual Juv. Offender	0
D. Violent Juv. Offender	0
E. Total	3

G. Education	
	9
	1
	0
	0
	0
	2
	0
	3
	0
	18
	105

XI. Interstate Compact Cases	
Number	8

XII. Administrative Caseload	
A. Active	19
B. Inactive	7

XIII. Classification of Active Caseload					
	a. Max.	b. Med.	c. Min.	d. Unclassified	e. Total
A. Probation	26	71	5	0	102
B. Supervision	0	0	0	0	0
C. Cont. Under Sup.	0	3	3	0	6
D. Informal	0	0	7	0	7
E. Other	0	0	0	0	0
F. Total	26	74	15	0	115


XIV. Investigations	
	Completed
A. Social Histories	7
B. Adoption	0
C. Contested Custody	0
D. Suppl. Soc. Hist.	0
E. Intake Screening	0
F. Other (Explain)	16
G. Total	23

XV. Case Violations Reported			
	1. Technical	2. New Offense	3. Total
Violations Reported	1	0	1

XVI. Court Actions on Violations			
	1. Technical	2. New Offense	3. Total
A. No Violations	0	0	0
B. Violation Found	1	0	1
C. Total Court Action	1	0	1

XVII. Home Detention/Electronic Monitoring				
	A. PreAdjud. Home Det.		B. Post Adjud. Home Det.	
	1. Ordered this Month	2. End of Month	1. Ordered this Month	2. End of Month
a. With Elect. Monit.				
b. Without Elect. Monit.	None			
c. Total				

Signature Of Approval by Chief/Director



# Monthly Juvenile Probation Report Addendum

Effective 01/01/2014

Circuit Sixth County Champaign Month/Year May 2017

Preparer Teresa Zebe

This report is to be completed for only those juvenile case admissions resultant from Public Act 95-1031 and Public Act 98-0061, which extends the jurisdiction of the juvenile court to include minors under the age of 18 who commit misdemeanor and felony offenses. Thus, this Addendum Report will only include those 17 year olds referred by the court for qualifying misdemeanor and felony offenses. Cases reported on this form are to also be reported on the Monthly Juvenile Probation Report in the appropriate sections to ensure the complete monthly reporting of your department's juvenile caseload.

### XVIII. Admissions to Active Caseload

	Male						Female						Offense Type								Number of 17 year olds	
	Race/Ethnicity						Property		Person		Drug		Alcohol		Other		Felony	Misd.				
	AI	A	B	H	W	O	M	F	M	F	M	F	M	F	M	F						
A. Probation																						
B. Supervision																						
C. Count. Under Sup.																						
D. Informal																						
E. Other																						
<b>Total</b>																						

### XIX. Investigations

	Male	Female
A. Social Histories		
B. Supplemental Social History		
C. Other Investigations		
<b>Total</b>		

Note: Race/Ethnicity are the same categories currently in use on monthly reports. Alcohol is to include minor in possession, use, and/or under the influence offenses. Please specify offenses reported under the Other category.

### XX. Risk Classification for End of Month Active Caseload (P) (PA 95-1031 and PA 98-0061 cases)

	Maximum		Medium		Minimum		Unclassified		Total		Felony		Misdemeanor	
	Male	Female	Male	Female	Male	Female	Male	Female	Male	Female	Male	Female	Male	Female
A. Probation	1								1		1			
B. Supervision														
C. Count. Under Sup.														
D. Informal														
E. Other														
<b>Total</b>	1								1		1			

# CHAMPAIGN COUNTY PROBATION AND COURT SERVICES

Joseph J. Gordon  
Director

---

Probation Services  
Courthouse  
101 E. Main  
Urbana, IL 61801  
Phone: (217) 384-3753  
Fax: (217) 384-1264

Detention Services  
400 S. Art Bartell Rd.  
Urbana, IL 61802  
Phone: (217) 384-3780  
Fax: (217) 384-8617

To Whom It May Concern:

Re: May 2017, STATISTICAL EXPLANATION

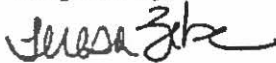
Please be advised that the explanation for section: VII – (J): and XIV – (F): on the May 2017, Statistical Form is as follows:

VII – (J):     Anger Management Counseling

XIV – (F):    Remission/Review Reports (16)

Should you have any questions, please do not hesitate to contact me at (217)384-3753.

Respectfully,



Teresa Zebe  
Supervisor Juvenile Probation

# MONTHLY ADULT PROBATION REPORT

Circuit: 6

Department: Adult

May 2017

Preparer: Janet Wells

I. Intakes Completed During Month			
A. Full	79	B. Partial	0

II. Demographics of Intakes		
A. Sex		
	a. Felony	b. Other
1. Male	42	22
2. Female	12	3
3. Total	54	25

B. Age		
	a. Felony	b. Other
1. 17-Under	0	0
2. 18-20	4	2
3. 21-30	23	18
4. 31-40	13	1
5. 41-49	4	0
6. 50-Over	10	4
7. Total	54	25

C. Race and Ethnicity		
	a. Felony	b. Other
1. American Indian	0	0
2. Asian	0	1
3. Black	29	10
4. Hispanic	0	2
5. White	25	12
6. Other	0	0
7. Total	54	25

D. Background at Offense		
	a. Felony	b. Other
1. Employed	24	12
2. High School Grad.	38	13

E. Felony Offense Classification			
1. Class 1	0	4. Class 4	38
2. Class 2	6	5. Other	0
3. Class 3	10	6. Total	54

III. Restitution and Fees Ordered (Active and Administrative)	
A. New Cases Ordered to Pay Restitution	10
B. Total Amount of Restitution Ordered	11530
C. Number of New Cases Ordered to Pay Fees	78

IV. Programs Ordered for New Cases (Active and Administrative)	
A. Alcohol Treatment	0
B. Drug Treatment	7
C. Alcohol and Drug Treatment	25
D. Mental Health	17
E. Sex Offender Treatment	2
F. TASC	2

V. Programs Ordered for DUI Cases (Active and Administrative)	
A. DUI Education	0
B. Treatment	3
C. Education and Treatment	5
D. Other (Explain)	0

VI. DUI Assessment Level (Active and Administrative)						
	Level 1	Level 2 Signif.	Level 2 Med	Level 3	None	Total
A. Probation	0	1	3	3	0	7
B. Conditional Discharge	0	0	0	0	0	0
C. Supervision	0	0	0	0	0	0
D. Total	0	1	3	3	0	7

VII.	Home Confinement		Pretrial Release	
	Order During Month	Total End of Month	Order During Month	Total End of Month
A. Electronically Monitored	1	0	0	3
B. Non-electronically Monitored	0	0	0	8
C. Total	1	0	0	11

VIII. Active Caseload					
	Felony	Misd.	DUI	Traffic	Total
<b>A. Beginning Caseload</b>	858	203	137	18	1216
<b>B. Admissions</b>					
1. Probation	46	17	8	4	75
2. Conditional Discharge	0	0	0	0	0
3. Supervision	0	0	0	0	0
<b>4. Subtotal (1+2+3)</b>	46	17	8	4	75
<b>C. Readmitted Administrative</b>	31	12	5	1	49
<b>D. Subtotal (A+B4+C)</b>	935	232	150	23	1340
<b>E. Cases Dropped</b>					
1. Scheduled Termination	28	5	5	0	38
2. Early Termination	1	1	1	0	3
3. Absconder/Warrant	4	0	3	0	7
4. Revoked-Technical	3	1	0	0	4
5. Revoked-New Offense	1	0	0	0	1
6. Alternate DOC Commitment	0	0	0	0	0
7. Unsatisfactory Termination	4	1	0	0	5
8. Transferred Out	39	19	11	3	72
9. Other (Explain)	4	1	0	0	5
<b>10. Subtotal (add 1 through 9)</b>	84	28	20	3	135
<b>F. Total (D-E10)</b>	851	204	130	20	1205

IX. Commitments to DOC	
Number	7

X. Interstate Compact Cases	
Number	22

XII. Administrative Caseload	
A. Active	349
B. Inactive	245

XI. Classification of Active Caseload					
	Max	Med	Min	Uncl	Total
<b>A. Felony</b>	109	682	60	0	851
<b>B. Misdemeanor</b>	13	163	28	0	204
<b>C. DUI</b>	0	84	46	0	130
<b>D. Traffic</b>	0	12	8	0	20
<b>E. Total</b>	122	941	142	0	1205


XIII. Full PSI's Ordered/Pending			
Number Ordered	48	Number Pending	49

XIV. Investigations Completed					
	Felony	Misd	DUI	Traffic	Total
<b>A. Pre-sentence</b>	23	0	23	2	48
<b>B. Abbreviated PSI</b>	0	0	0	0	0
<b>C. Pretrial Bond Reports</b>	7	3	0	0	10
<b>D. Record Checks</b>	0	0	0	0	0
<b>E. JDP</b>	0	0	0	0	0
<b>F. Other (Explain)</b>	0	0	0	0	0

XV. Case Violations Reported		
	Technical	Offense
Violations Reported	35	1

XVI. Court Action on Violations		
	Technical	Offense
A. No Violations	11	1
B. Violation	23	2
<b>C. Total</b>	34	3

Signature of Approval by Chief/Director



# CHAMPAIGN COUNTY PROBATION AND COURT SERVICES

Joseph J. Gordon  
Director

Probation Services  
Courthouse  
101 E. Main  
Urbana, IL 61801  
Phone: (217) 384-3751  
Fax: (217) 384-1264

Detention Services  
400 S. Art Bartell Rd.  
Urbana, IL 61802  
Phone: (217) 384-3780  
Fax: (217) 384-8617

June 7, 2017

To: Administrative Office of the Illinois Courts

From: Champaign County Court Services Department

Re: Monthly Adult Probation Report- May 2017

The following is intended to provide explanations for the information contained in the specified categories on the current Monthly Adult Probation Report.

Section V. Programs Ordered for D.U.I. Cases/ Other

Other programs ordered for D.U.I. cases include attendance at a Victim Impact Panel presentation, attendance at AA/NA meetings and/or Public Service Work.

Section VIII. Active Caseload/E.9 Cases Dropped- Other

One misdemeanor case was dropped due to a judicial termination.

Two felonies were dropped due to judicial terminations.

One felony case was dropped due to the defendant's death.

One felony was dropped due to a status change and added as an Active Administrative admission.



Janet Wells  
Supervisor, Adult Services