

JDC POPULATION REPORT FOR THE MONTH OF JANUARY 2015

DATE	MALE	FEMALE	JUV	ADULT	CHAMPAIGN	OTHER	OFFENSE CLASSIFICATION	RELEASES	TOTALS
1/1	16	4	14	6	17	3	8 Class X/1 DOJJ/9 Felonies/2 Misd.	0	20-0
1/2	16	4	14	6	17	3	8 Class X/1 DOJJ/9 Felonies/2 Misd.	0	20-0
1/3	14	4	12	6	15	3	8 Class X/8 Felonies/2 Misd.	1	18-1
1/4	15	6	15	6	18	3	8 Class X/8 Felonies/5 Misd.	1	21-1
1/5	15	6	15	6	18	3	8 Class X/1 DOJJ/7 Felonies/5 Misd.	0	21-0
1/6	14	7	15	6	18	3	8 Class X/1 DOJJ/7 Felonies/5 Misd.	0	21-0
1/7	13	7	14	6	17	3	8 Class X/7 Felonies/5 Misd.	0	20-0
1/8	14	6	14	6	17	3	8 Class X/7 Felonies/5 Misd.	0	20-0
1/9	14	6	14	6	17	3	8 Class X/7 Felonies/5 Misd.	0	20-0
1/10	14	6	14	6	17	3	9 Class X/6 Felonies/5 Misd.	0	20-0
1/11	14	6	14	6	17	3	9 Class X/6 Felonies/5 Misd.	0	20-0
1/12	16	7	17	6	20	3	9 Class X/7 Felonies/7 Misd.	0	23-0
1/13	16	7	17	6	20	3	8 Class X/1 DOJJ/7 Felonies/7 Misd.	3	23-3
1/14	16	7	17	6	20	3	8 Class X/2 DOJJ/6 Felonies/7 Misd.	2	23-2
1/15	18	7	19	6	22	3	8 Class X/2 DOJJ/8 Felonies/7 Misd.	0	25-0
1/16	18	7	19	6	23	2	8 Class X/2 DOJJ/9 Felonies/6 Misd.	0	25-0
1/17	15	6	15	6	21	0	8 Class X/7 Felonies/6 Misd.	0	21-0
1/18	15	6	15	6	21	0	8 Class X/7 Felonies/6 Misd.	0	21-0
1/19	14	7	15	6	21	0	8 Class X/6 Felonies/7 Misd.	0	21-0
1/20	16	7	17	6	23	0	8 Class X/7 Felonies/8 Misd.	0	23-0
1/21	17	6	17	6	23	0	10 Class X/1 DOJJ/5 Felonies/7 Misd.	0	23-0
1/22	18	6	18	6	24	0	11 Class X/1 DOJJ/5 Felonies/7 Misd.	2	24-2
1/23	18	6	18	6	24	0	11 Class X/1 DOJJ/5 Felonies/7 Misd.	3	24-3
1/24	18	5	17	6	23	0	11 Class X/6 Felonies/6 Misd.	1	23-1
1/25	18	7	19	6	25	0	11 Class X/8 Felonies/6 Misd.	0	25-0
1/26	19	7	20	6	26	0	11 Class X/9 Felonies/6 Misd.	0	26-0
1/27	19	6	19	6	25	0	11 Class X/8 Felonies/6 Misd.	1	25-1
1/28	21	7	22	6	28	0	11 Class X/11 Felonies/6 Misd.	0	28-0
1/29	21	7	22	6	28	0	11 Class X/11 Felonies/6 Misd.	0	28-0
1/30	21	7	22	6	28	0	11 Class X/11 Felonies/6 Misd.	0	28-0
1/31	19	7	20	6	26	0	10 Class X/10 Felonies/6 Misd.	1	26-1

NOTE: Columns 4 & 5 refer to juvenile or adult Court proceedings; columns 6 & 7 refer to Champaign County cases or other counties being charged to house minors at JDC. Releases refers to minors arrested by police, however released to the parents without being detained at the Center. Totals are minors detained / released for that particular date.

Monthly Juvenile Probation Report

Circuit SIXTH County CHAMPAIGN Month/Year ## 15-Jan Preparer Teresa Zebe

I. Juvenile Court Activity			1. Delinquency	2. Addiction	3. MRAI	4. Truancy	5. Neglect/Abuse	6. Dependant	7. Total
A. Petitions Filed			27	0	0	3	10	0	40
B. Court Action During Month									
1. Petitions Dismissed			3	0	0	0			3
2. Cont. Under Supervision			0	0	0	0			0
3. Adjudication			7	0	0	0			7

II. Criminal Prosecutions		
A. Automatic	0	
B. Discretionary	0	
C. Total	0	

III. Admissions During Month to Active Caseload		
	Formal	Informal
A. Delinquency	7	4
B. Addiction	0	0
C. MRAI	0	0
D. Truancy	0	0
E. Neglect/Abuse	0	0
F. Dependant	0	0
G. Total	7	4

IV. Demographics for Admissions		
A. Sex	Formal	Informal
Male	4	3
Female	3	1
Total	7	4

V. Intakes Completed		
A. Full Intakes	5	
B. Partial Intakes	0	
C. Total	5	

C. Race/Ethnicity		
	Formal	Informal
American Indian/Eskimo	0	0
Asian/Pacific Islander	0	0
Black	7	2
Hispanic Origin	0	0
White	0	1
Other	0	1
Total	7	4

B. Age		
	Formal	Informal
12-Under	0	0
13yrs.	0	2
14yrs.	0	0
15yrs.	2	0
16yrs.	2	1
17-over	3	1
Total	7	4

D. Education (Delinquency Only)		
	Formal	Informal
Enrolled in School		
At Offense	6	4

VII. Court Ordered Programs	
A. Alcohol	0
B. Drug Treatment	0
C. Alcohol & Drug Treatment	0
D. Youth Services Agency	0
E. Mental Health	0
F. Alternative Education	0
G. TASC	0
H. UDIS	0
I. JTPA	0
J. Other (explain)	1

VIII. Placements			
	1. In State	2. Out of State	3. Total
A. Number Beginning of Month	11	1	12
B. Ordered Placed During Month			
1. Foster Home	0	0	0
2. Group Home	1	0	1
3. Resid. Treatment	0	0	0
4. With Relative	1	1	2
5. Subtotal	13	2	15
C. Number Removed During Month	1	0	1
D. Total End of Month	12	2	14

VI. Restitution and fees ordered (Active and Administrative)	
A. New Cases Ordered to Pay Restitution	0
B. Total Amount of Restitution Ordered	\$0
C. Number of New Cases Ordered to Pay Fees	(6) \$510

IX. Active Caseload						
	a. Probation	b. Supervision	c. Cont. Under Sup.	d. Informal	e. Other	f. Total
A. Caseload Beg. of Month	141	0	4	6	1	152
B. New Admissions	7	0	0	4	0	11
C. Re-admitted from Admin	1	0	0	0	0	1
D. Transferred In	4	0	0	0	0	4
E. Subtotal (A+B+C+D)	153	0	4	10	1	168
F. Cases Dropped						
1. Scheduled Termination	1	0	1	0	0	2
2. Early Termination	0	0	0	0	0	0
3. Absconder/Warrant	2	0	0	0	0	2
4. Revoked-Technical	0	0	0	0	0	0
5. Revoked-New Offense	0	0	0	0	0	0
6. Alternate DOC Commit.	1	0	0	0	0	1
7. Unsatisfactory Termination	1	0	0	3	0	4
8. Transferred Out	3	0	0	0	0	3
9. Other (explain)	2	0	0	0	0	2
10. Subtotal (Add 1-9)	10	0	1	3	0	14
G. Caseload End of Month(E-F10)	143	0	3	7	1	154

X. Commitments to DOC	
A. Full	4
B. Evaluation	1
C. Habitual Juv. Offender	0
D. Violent Juv. Offender	0
E. Total	5

XIII. Classification of Active Caseload					
	a. Max.	b. Med.	c. Min.	d. Unclassified	e. Total
A. Probation	32	100	11	0	143
B. Supervision	0	0	0	0	0
C. Cont. Under Sup.	0	3	0	0	3
D. Informal	0	0	7	0	7
E. Other	0	1	0	0	1
F. Total	32	104	18	0	154

XIV. Investigations	
	Completed
A. Social Histories	13
B. Adoption	0
C. Contested Custody	0
D. Suppl. Soc. Hist.	0
E. Intake Screening	0
F. Other (Explain)	15
G. Total	28

XV. Case Violations Reported			
	1. Technical	2. New Offense	3. Total
Violations Reported	1	1	2


XVI. Court Actions on Violations			
	1. Technical	2. New Offense	3. Total
A. No Violations	0	0	0
B. Violation Found	3	0	3
C. Total Court Action	3	0	3

XVII. Home Detention/Electronic Monitoring				
	A. PreAdjud. Home Det.		B. Post Adjud. Home Det.	
	1. Ordered this Month	2. End of Month	1. Ordered this Month	2. End of Month
a. With Elect. Monit.				
b. Without Elect. Monit.	None			
c. Total				

XI. Interstate Compact Cases	
Number	5

XII. Administrative Caseload	
A. Active	9
B. Inactive	4

Signature Of Approval by Chief/Director



CHAMPAIGN COUNTY PROBATION AND COURT SERVICES

Joseph J. Gordon

Director

Probation Services
Courthouse
101 E. Main
Urbana, IL 61801
Phone: (217) 384-3753
Fax: (217) 384-1264

Detention Services
400 S. Art Bartell Rd.
Urbana, IL 61802
Phone: (217) 384-3780
Fax: (217) 384-8617

To Whom It May Concern:

Re: January 2015, STATISTICAL EXPLANATION

Please be advised that the explanation for section VII – (J); IX – (F); and XIV – (F); on the January 2015, Statistical Form is as follows:


VII – (J): Anger Management (1)

IX – (F): Other:
Closed Interest
Active Admin

XIV – (F): Remission/Review Reports (28)

Should you have any questions, please do not hesitate to contact me at (217)384-3753.

Respectfully,



Teresa Zebe
Supervisor Juvenile Probation

Monthly Juvenile Probation Report Addendum

Effective 01/01/2014

Circuit Sixth County Champaign Month/Year January 2015

Preparer Teresa Zebe

This report is to be completed for only those juvenile case admissions resultant from Public Act 95-1031 and Public Act 98-0061, which extends the jurisdiction of the juvenile court to include minors under the age of 18 who commit misdemeanor and felony offenses. Thus, this Addendum Report will only include those 17 year olds referred by the court for qualifying misdemeanor and felony offenses. Cases reported on this form are to also be reported on the Monthly Juvenile Probation Report in the appropriate sections to ensure the complete monthly reporting of your department's juvenile caseload.

XVIII. Admissions to Active Caseload

	Male						Female						Offense Type								Number of 17 year olds			
	Race/Ethnicity												Property		Person		Drug		Alcohol		Other		Felony	Misd.
	AI	A	B	H	W	O	AI	A	B	H	W	O	M	F	M	F	M	F	M	F	M	F		
A. Probation																								
B. Supervision																								
C. Count. Under Sup.																								
D. Informal																								
E. Other																								
Total	0	0	0	0	0	0	0	0	0	0	0	0	0	0	0	0	0	0	0	0	0	0	0	0

XIX. Investigations

	Male	Female
A. Social Histories	0	0
B. Supplemental Social History	0	0
C. Other Investigations	0	0
Total	0	0

Note: Race/Ethnicity are the same categories currently in use on monthly reports. Alcohol is to include minor in possession, use, and/or under the influence offenses. Please specify offenses reported under the Other category.

XX. Risk Classification for End of Month Active Caseload (P/ (PA 95-1031 and PA 98-0061 cases)

	Maximum		Medium		Minimum		Unclassified		Total		Felony		Misdemeanor	
	Male	Female	Male	Female	Male	Female	Male	Female	Male	Female	Male	Female	Male	Female
A. Probation			3			1			3	1		0	3	1
B. Supervision														
C. Count. Under Sup.														
D. Informal														
E. Other														
Total			3			1			3	1		0	3	1

MONTHLY ADULT PROBATION REPORT

Circuit: 6

Department: Adult

January 2015

Preparer: Janet Wells

I. Intakes Completed During Month			
A. Full	80	B. Partial	2

II. Demographics of Intakes		
A. Sex		
	a. Felony	b. Other
1. Male	35	27
2. Female	11	9
3. Total	46	36

B. Age		
	a. Felony	b. Other
1. 17-Under	0	0
2. 18-20	4	6
3. 21-30	23	14
4. 31-40	12	9
5. 41-49	3	4
6. 50-Over	4	3
7. Total	46	36

C. Race and Ethnicity		
	a. Felony	b. Other
1. American Indian	0	0
2. Asian	0	1
3. Black	23	9
4. Hispanic	2	3
5. White	21	23
6. Other	0	0
7. Total	46	36

D. Background at Offense		
	a. Felony	b. Other
1. Employed	16	20
2. High School Grad.	31	26

E. Felony Offense Classification			
1. Class 1	2	4. Class 4	27
2. Class 2	6	5. Other	0
3. Class 3	11	6. Total	46

III. Restitution and Fees Ordered (Active and Administrative)	
A. New Cases Ordered to Pay Restitution	1
B. Total Amount of Restitution Ordered	577
C. Number of New Cases Ordered to Pay Fees	72

IV. Programs Ordered for New Cases (Active and Administrative)	
A. Alcohol Treatment	1
B. Drug Treatment	5
C. Alcohol and Drug Treatment	18
D. Mental Health	9
E. Sex Offender Treatment	0
F. TASC	0

V. Programs Ordered for DUI Cases (Active and Administrative)	
A. DUI Education	0
B. Treatment	1
C. Education and Treatment	18
D. Other (Explain)	1

VI. DUI Assessment Level (Active and Administrative)						
	Level 1	Level 2 Signif.	Level 2 Med	Level 3	None	Total
A. Probation	0	16	0	1	0	17
B. Conditional Discharge	0	0	0	0	0	0
C. Supervision	0	0	0	0	0	0
D. Total	0	16	0	1	0	17

	Home Confinement		Pretrial Release	
	Order During Month	Total End of Month	Order During Month	Total End of Month
A. Electronically Monitored	0	0	0	0
B. Non-electronically Monitored	0	0	0	0
C. Total	0	0	0	0

VIII. Active Caseload

	Felony	Misd.	DUI	Traffic	Total	
A. Beginning Caseload	916	199	208	32	1355	
B. Admissions						
1. Probation	39	16	19	2	76	
2. Conditional Discharge	0	0	0	0	0	
3. Supervision	0	0	0	0	0	
4. Subtotal (1+2+3)	39	16	19	2	76	
C. Readmitted Administrative	54	11	16	7	88	
D. Subtotal (A+B4+C)	1009	226	243	41	1519	
E. Cases Dropped						Employed
1. Scheduled Termination	21	4	8	0	33	0
2. Early Termination	0	0	0	0	0	0
3. Absconder/Warrant	1	0	0	0	1	
4. Revoked-Technical	3	0	0	0	3	0
5. Revoked-New Offense	1	0	0	0	1	0
6. Alternate DOC Commitment	1	0	1	0	2	
7. Unsatisfactory Termination	2	2	0	0	4	0
8. Transferred Out	54	23	26	10	113	
9. Other (Explain)	1	0	0	0	1	0
10. Subtotal (add 1 through 9)	84	29	35	10	158	0
F. Total (D-E10)	925	197	208	31	1361	

XI. Classification of Active Caseload

	Max	Med	Min	Uncl	Total
A. Felony	111	727	87	0	925
B. Misdemeanor	20	151	26	0	197
C. DUI	0	86	122	0	208
D. Traffic	1	18	12	0	31
E. Total	132	982	247	0	1361

XIV. Investigations Completed

	Felony	Misd	DUI	Traffic	Total
A. Pre-sentence	19	1	13	0	33
B. Abbreviated PSI	0	0	0	0	0
C. Pretrial Bond Reports	7	6	1	0	14
D. Record Checks	0	0	0	0	0
E. JDP	0	0	0	0	0
F. Other (Explain)	0	0	0	0	0

IX. Commitments to DOC

Number	4
--------	---

X. Interstate Compact Cases

Number	36
--------	----

XII. Administrative Caseload

A. Active	432
B. Inactive	263

XIII. Full PSI's Ordered/Pending

Number Ordered	53	Number Pending	50
----------------	----	----------------	----


XV. Case Violations Reported

	Technical	Offense
Violations Reported	36	5

XVI. Court Action on Violations

	Technical	Offense
A. No Violations	6	2
B. Violation	21	3
C. Total	27	5

Signature of Approval by Chief/Director



CHAMPAIGN COUNTY PROBATION AND COURT SERVICES

Joseph J. Gordon
Director

Probation Services
Courthouse
101 E. Main
Urbana, IL 61801
Phone: (217) 384-3751
Fax: (217) 384-1264

Detention Services
400 S. Art Bartell Rd.
Urbana, IL 61802
Phone: (217) 384-3780
Fax: (217) 384-8617

February 13, 2015

To: Administrative Office of the Illinois Courts

From: Champaign County Court Services Department

RE: Monthly Adult Probation Report- January 2015

The following is intended to provide explanations for the information contained in the specified categories on the current Monthly Adult Probation Report.

Section V. Programs ordered for D.U.I. Cases- Other

Other programs ordered for D.U.I. cases include attendance at a Victim Impact Panel presentation, attendance at AA/NA meetings and/or Public Service Work.

Section VIII. Active Caseload/E.9 Cases Dropped- Other

One felony case was dropped due to the defendant's death.



Janet Wells
Supervisor, Adult Services