

JDC POPULATION REPORT FOR THE MONTH OF OCTOBER 2014

DATE	MALE	FEMALE	JUV	ADULT	CHAMPAIGN	OTHER	OFFENSE CLASSIFICATION	RELEASES	TOTALS
10/1	15	3	17	1	16	2	1 Class X/10 Felonies/7 Misd.	2	18-2
10/2	14	2	15	1	14	2	1 Class X/9 Felonies/6 Misd.	4	16-4
10/3	14	2	15	1	13	3	1 Class X/1 DOJJ/8 Felonies/6 Misd.	4	16-4
10/4	12	2	13	1	12	2	1 Class X/8 Felonies/5 Misd.	0	14-0
10/5	14	2	15	1	14	2	1 Class X/10 Felonies/5 Misd.	0	14-2
10/6	14	2	15	1	14	2	1 Class X/10 Felonies/5 Misd.	0	14-0
10/7	9	2	10	1	9	2	1 Class X/8 Felonies/2 Misd.	0	11-0
10/8	11	3	13	1	11	3	1 Class X/10 Felonies/3 Misd.	1	14-1
10/9	17	4	20	1	16	5	1 Class X/1 DOJJ/14 Felonies/5 Misd.	2	21-2
10/10	16	5	20	1	17	4	1 Class X/1 DOJJ/14 Felonies/5 Misd.	3	21-3
10/11	13	6	18	1	16	3	1 Class X/14 Felonies/4 Misd.	0	19-0
10/12	13	6	18	1	16	3	1 Class X/14 Felonies/4 Misd.	1	19-1
10/13	13	8	20	1	18	3	1 Class X/16 Felonies/4 Misd.	2	21-2
10/14	13	8	20	1	19	2	1 Class X/1 DOJJ/15 Felonies/4 Misd.	0	21-0
10/15	13	5	17	1	16	2	1 Class X/1 DOJJ/12 Felonies/4 Misd.	1	18-1
10/16	14	5	18	1	17	2	1 Class X/13 Felonies/5 Misd.	4	19-4
10/17	13	8	20	1	19	2	1 Class X/13 Felonies/7 Misd.	4	21-4
10/18	13	7	19	1	18	2	1 Class X/12 Felonies/7 Misd.	0	20-0
10/19	13	7	19	1	18	2	1 Class X/12 Felonies/7 Misd.	0	20-0
10/20	15	6	20	1	19	2	1 Class X/14 Felonies/6 Misd.	0	21-0
10/21	15	7	21	1	20	2	1 Class X/15 Felonies/6 Misd.	1	22-1
10/22	14	7	20	1	19	2	1 Class X/15 Felonies/5 Misd.	1	21-1
10/23	15	5	19	1	18	2	1 Class X/15 Felonies/4 Misd.	0	20-0
10/24	17	5	21	1	20	2	1 Class X/16 Felonies/5 Misd.	0	22-0
10/25	17	5	21	1	20	2	1 Class X/16 Felonies/5 Misd.	4	22-4
10/26	17	5	21	1	20	2	1 Class X/16 Felonies/5 Misd.	0	22-0
10/27	15	5	19	1	18	2	1 Class X/14 Felonies/5 Misd.	1	20-1
10/28	14	5	18	1	17	2	1 Class X/13 Felonies/5 Misd.	0	19-0
10/29	16	5	20	1	18	3	1 Class X/1 DOJJ/13 Felonies/6 Misd.	2	21-2
10/30	16	5	20	1	18	3	1 Class X/1 DOJJ/13 Felonies/6 Misd.	5	21-5
10/31	18	5	22	1	20	3	1 Class X/1 DOJJ/15 Felonies/6 Misd.	1	23-1

NOTE: Columns 4 & 5 refer to juvenile or adult Court proceedings; columns 6 & 7 refer to Champaign County cases or other counties being charged to house minors at JDC. Releases refers to minors arrested by police, however released to the parents without being detained at the Center. Totals are minors detained / released for that particular date.

Monthly Juvenile Probation Report

Circuit SIXTH County CHAMPAIGN Month/Year ## 14-Oct Preparer Teresa Zebe

I. Juvenile Court Activity	1. Delinquency	2. Addiction	3. MRAI	4. Truancy	5. Neglect/Abuse	6. Dependant	7. Total
A. Petitions Filed	28	0	0	1	10	0	39
B. Court Action During Month							
1. Petitions Dismissed	4	0	0	0			4
2. Cont. Under Supervision	0	0	0	0			0
3. Adjudication	6	0	0	0			6

II. Criminal Prosecutions	
A. Automatic	0
B. Discretionary	0
C. Total	0

III. Admissions During Month to Active Caseload		
	Formal	Informal
A. Delinquency	5	2
B. Addiction	0	0
C. MRAI	0	0
D. Truancy	1	0
E. Neglect/Abuse	0	0
F. Dependant	0	0
G. Total	6	2

IV. Demographics for Admissions

A. Sex	Formal	Informal
Male	4	1
Female	2	1
Total	6	2

B. Age	Formal	Informal
12-Under	0	0
13yrs.	0	1
14yrs.	0	0
15yrs.	3	0
16yrs.	0	0
17-over	3	1
Total	6	2

C. Race/Ethnicity	Formal	Informal
American Indian/Eskimo	0	0
Asian/Pacific Islander	0	0
Black	4	2
Hispanic Origin	0	0
White	1	0
Other	1	0
Total	6	2

V. Intakes Completed	
A. Full Intakes	5
B. Partial Intakes	0
C. Total	5

D. Education (Delinquency Only)		
Enrolled in School	Formal	Informal
At Offense	6	2

VI. Restitution and fees ordered (Active and Administrative)	
A. New Cases Ordered to Pay Restitution	0
B. Total Amount of Restitution Ordered	\$0
C. Number of New Cases Ordered to Pay Fees	(6) \$340

VII. Court Ordered Programs	
A. Alcohol	0
B. Drug Treatment	0
C. Alcohol & Drug Treatment	1
D. Youth Services Agency	0
E. Mental Health	2
F. Alternative Education	0
G. TASC	0
H. UDIS	0
I. JTPA	0
J. Other (explain)	3

VIII. Placements			
	1. In State	2. Out of State	3. Total
A. Number Beginning of Month	11	4	15
B. Ordered Placed During Month			
1. Foster Home	0	0	0
2. Group Home	1	0	1
3. Resid. Treatment	0	0	0
4. With Relative	0	0	0
5. Subtotal	12	4	16
C. Number Removed During Month	1	0	1
D. Total End of Month	11	4	15

IX. Active Caseload						
	a. Probation	b. Supervision	c. Cont. Under Sup.	d. Informal	e. Other	f. Total
A. Caseload Beg. of Month	145	0	3	7	1	156
B. New Admissions	6	0	0	2	0	8
C. Re-admitted from Admin	1	0	0	0	0	1
D. Transferred In	4	0	0	0	0	4
E. Subtotal (A+B+C+D)	156	0	3	9	1	169
F. Cases Dropped						
1. Scheduled Termination	4	0	0	2	0	6
2. Early Termination	0	0	0	0	0	0
3. Absconder/Warrant	0	0	0	0	0	0
4. Revoked-Technical	0	0	0	0	0	0
5. Revoked-New Offense	0	0	0	0	0	0
6. Alternate DOC Commit.	0	0	0	0	0	0
7. Unsatisfactory Termination	2	0	0	1	0	3
8. Transferred Out	4	0	1	0	0	5
9. Other (explain)	2	0	0	0	0	2
10. Subtotal (Add 1-9)	12	0	1	3	0	16
G. Caseload End of Month(E-F10)	144	0	2	6	1	153

X. Commitments to DOC	
A. Full	0
B. Evaluation	1
C. Habitual Juv. Offender	0
D. Violent Juv. Offender	0
E. Total	1

G. Education	
	6
	0
	0
	0
	0
	3
	5
	2
	16

XI. Interstate Compact Cases	
Number	7

XII. Administrative Caseload	
A. Active	8
B. Inactive	0

XIII. Classification of Active Caseload					
	a. Max.	b. Med.	c. Min.	d. Unclassified	e. Total
A. Probation	34	103	7	0	144
B. Supervision	0	0	0	0	0
C. Cont. Under Sup.	0	1	1	0	2
D. Informal	0	0	6	0	6
E. Other	0	1	0	0	1
F. Total	34	105	14	0	153


XIV. Investigations	
	Completed
A. Social Histories	6
B. Adoption	0
C. Contested Custody	0
D. Suppl. Soc. Hist.	1
E. Intake Screening	0
F. Other (Explain)	38
G. Total	45

XV. Case Violations Reported			
	1. Technical	2. New Offense	3. Total
Violations Reported	2	0	2

XVI. Court Actions on Violations			
	1. Technical	2. New Offense	3. Total
A. No Violations	0	0	0
B. Violation Found	1	2	3
C. Total Court Action	1	2	3

XVII. Home Detention/Electronic Monitoring				
	A. PreAdjud. Home Det.		B. Post Adjud. Home Det.	
	1. Ordered this Month	2. End of Month	1. Ordered this Month	2. End of Month
a. With Elect. Monit.				
b. Without Elect. Monit.	None			
c. Total				

Signature Of Approval by Chief/Director



CHAMPAIGN COUNTY PROBATION AND COURT SERVICES

Joseph J. Gordon
Director

Probation Services
Courthouse
101 E. Main
Urbana, IL 61801
Phone: (217) 384-3753
Fax: (217) 384-1264

Detention Services
400 S. Art Bartell Rd.
Urbana, IL 61802
Phone: (217) 384-3780
Fax: (217) 384-8617

To Whom It May Concern:

Re: October 2014, STATISTICAL EXPLANATION

Please be advised that the explanation for section VII – (J); IX – (F); XIV – (F); on the October 2014, Statistical Form is as follows:


VII – (J): Anger Management (2)

IX – (F) Closed Interest (1)
 Active Admin (1)

XIV – (F): Remission/Review Reports (38)

Should you have any questions, please do not hesitate to contact me at (217)384-3753.

Respectfully,



Teresa Zebe
Supervisor Juvenile Probation

MONTHLY ADULT PROBATION REPORT

Circuit: 6

Department: Adult

October 2014

Preparer: Janet Wells

I. Intakes Completed During Month			
A. Full	64	B. Partial	1

II. Demographics of Intakes		
A. Sex		
	a. Felony	b. Other
1. Male	38	8
2. Female	9	10
3. Total	47	18

B. Age		
	a. Felony	b. Other
1. 17-Under	0	1
2. 18-20	5	1
3. 21-30	19	10
4. 31-40	14	4
5. 41-49	3	0
6. 50-Over	6	2
7. Total	47	18

C. Race and Ethnicity		
	a. Felony	b. Other
1. American Indian	0	0
2. Asian	0	0
3. Black	26	7
4. Hispanic	4	0
5. White	16	11
6. Other	1	0
7. Total	47	18

D. Background at Offense		
	a. Felony	b. Other
1. Employed	26	11
2. High School Grad.	36	13

E. Felony Offense Classification			
1. Class 1	1	4. Class 4	33
2. Class 2	3	5. Other	0
3. Class 3	10	6. Total	47

III. Restitution and Fees Ordered (Active and Administrative)	
A. New Cases Ordered to Pay Restitution	4
B. Total Amount of Restitution Ordered	14583.77
C. Number of New Cases Ordered to Pay Fees	68

IV. Programs Ordered for New Cases (Active and Administrative)	
A. Alcohol Treatment	1
B. Drug Treatment	5
C. Alcohol and Drug Treatment	19
D. Mental Health	5
E. Sex Offender Treatment	0
F. TASC	0

V. Programs Ordered for DUI Cases (Active and Administrative)	
A. DUI Education	0
B. Treatment	0
C. Education and Treatment	3
D. Other (Explain)	0

VI. DUI Assessment Level (Active and Administrative)						
	Level 1	Level 2 Signif.	Level 2 Med	Level 3	None	Total
A. Probation	0	1	0	0	0	1
B. Conditional Discharge	0	0	0	0	0	0
C. Supervision	0	0	0	0	0	0
D. Total	0	1	0	0	0	1

VII.	Home Confinement		Pretrial Release	
	Order During Month	Total End of Month	Order During Month	Total End of Month
A. Electronically Monitored	0	0	0	0
B. Non-electronically Monitored	0	0	0	0
C. Total	0	0	0	0

VIII. Active Caseload

	Felony	Misd.	DUI	Traffic	Total	
A. Beginning Caseload	926	189	208	20	1343	
B. Admissions						
1. Probation	44	13	3	2	62	
2. Conditional Discharge	0	0	0	0	0	
3. Supervision	0	0	0	0	0	
4. Subtotal (1+2+3)	44	13	3	2	62	
C. Readmitted Administrative	48	14	11	0	73	
D. Subtotal (A+B4+C)	1018	216	222	22	1478	
E. Cases Dropped						Employed
1. Scheduled Termination	28	6	8	1	43	1
2. Early Termination	0	0	0	0	0	0
3. Absconder/Warrant	1	0	0	0	1	
4. Revoked-Technical	5	1	1	0	7	0
5. Revoked-New Offense	3	1	0	0	4	0
6. Alternate DOC Commitment	4	0	0	0	4	
7. Unsatisfactory Termination	1	0	0	0	1	0
8. Transferred Out	49	10	12	0	71	
9. Other (Explain)	1	0	1	0	2	0
10. Subtotal (add 1 through 9)	92	18	22	1	133	0
F. Total (D-E10)	926	198	200	21	1345	

XI. Classification of Active Caseload

	Max	Med	Min	Uncl	Total
A. Felony	120	722	84	0	926
B. Misdemeanor	16	145	37	0	198
C. DUI	1	78	120	1	200
D. Traffic	0	15	6	0	21
E. Total	137	960	247	1	1345

XIV. Investigations Completed

	Felony	Misd	DUI	Traffic	Total
A. Pre-sentence	28	5	6	8	47
B. Abbreviated PSI	0	0	0	0	0
C. Pretrial Bond Reports	2	1	0	0	3
D. Record Checks	0	0	0	0	0
E. JDP	0	0	0	0	0
F. Other (Explain)	0	0	0	0	0

IX. Commitments to DOC

Number	12
--------	----

X. Interstate Compact Cases

Number	39
--------	----

XII. Administrative Caseload

A. Active	448
B. Inactive	253

XIII. Full PSI's Ordered/Pending

Number Ordered	43	Number Pending	55
----------------	----	----------------	----


XV. Case Violations Reported

	Technical	Offense
Violations Reported	29	4

XVI. Court Action on Violations

	Technical	Offense
A. No Violations	5	3
B. Violation	23	2
C. Total	28	5

Signature of Approval by Chief/Director



CHAMPAIGN COUNTY PROBATION AND COURT SERVICES

Joseph J. Gordon
Director

Probation Services
Courthouse
101 E. Main
Urbana, IL 61801
Phone: (217) 384-3751
Fax: (217) 384-1264

Detention Services
400 S. Art Bartell Rd.
Urbana, IL 61802
Phone: (217) 384-3780
Fax: (217) 384-8617

November 13, 2014

To: Administrative Office of the Illinois Courts

From: Champaign County Court Services Department

RE: Monthly Adult Probation Report- October 2014

The following is intended to provide explanations for the information contained in the specified categories on the current Monthly Adult Probation Report.

Section V. Programs ordered for D.U.I. Cases- Other

Other programs ordered for D.U.I. cases include attendance at a Victim Impact Panel presentation, attendance at AA/NA meetings and/or Public Service Work.

Section VIII. Active Caseload/E.9 Cases Dropped- Other

There were no changes for the month of October 2014.



Janet Wells
Supervisor, Adult Services