

### JDC POPULATION REPORT FOR THE MONTH OF SEPTEMBER 2014

DATE	MALE	FEMALE	JUV	ADULT	CHAMPAIGN	OTHER	OFFENSE CLASSIFICATION	RELEASES	TOTALS
9/1	17	3	17	3	18	2	4 Class X/1 DOJJ/11 Felonies/4 Misd.	0	20-0
9/2	18	6	21	3	21	3	4 Class X/1 DOJJ/13 Felonies/6 Misd.	4	24-4
9/3	17	5	19	3	20	2	4 Class X/1 DOJJ/12 Felonies/5 Misd.	0	22-0
9/4	18	2	17	3	18	2	4 Class X/11 Felonies/5 Misd.	3	20-3
9/5	20	2	19	3	20	2	4 Class X/11 Felonies/7 Misd.	3	22-3
9/6	19	2	18	3	19	2	4 Class X/11 Felonies/6 Misd.	1	21-1
9/7	19	2	18	3	19	2	4 Class X/11 Felonies/6 Misd.	0	21-0
9/8	21	2	20	3	20	3	3 Class X/2 DOJJ/12 Felonies/6 Misd.	0	23-0
9/9	21	1	19	3	19	3	3 Class X/2 DOJJ/11 Felonies/6 Misd.	0	22-0
9/10	21	4	22	3	23	2	3 Class X/1 DOJJ/13 Felonies/8 Misd.	6	25-6
9/11	20	3	20	3	21	2	3 Class X/1 DOJJ/12 Felonies/7 Misd.	1	23-1
9/12	22	3	23	2	22	3	3 Class X/13 Felonies/9 Misd.	0	25-0
9/13	19	4	21	2	20	3	3 Class X/13 Felonies/7 Misd.	1	23-1
9/14	19	4	21	2	20	3	3 Class X/13 Felonies/7 Misd.	1	23-1
9/15	20	4	22	2	21	3	2 Class X/1 DOJJ/13 Felonies/8 Misd.	1	24-1
9/16	18	3	19	2	19	2	2 Class X/2 DOJJ/10 Felonies/7 Misd.	0	21-0
9/17	19	3	20	2	20	2	2 Class X/3 DOJJ/10 Felonies/7 Misd.	1	22-1
9/18	18	3	19	2	19	2	2 Class X/1 DOJJ/11 Felonies/7 Misd.	1	21-1
9/19	19	3	20	2	18	4	2 Class X/2 DOJJ/11 Felonies/7 Misd.	0	22-0
9/20	15	3	16	2	15	3	2 Class X/1 DOJJ/11 Felonies/4 Misd.	5	18-5
9/21	14	3	15	2	15	2	2 Class X/11 Felonies/4 Misd.	0	17-0
9/22	14	3	15	2	15	2	2 Class X/10 Felonies/5 Misd.	1	17-1
9/23	13	3	14	2	14	2	2 Class X/9 Felonies/5 Misd.	1	16-1
9/24	14	3	15	2	15	2	2 Class X/9 Felonies/6 Misd.	1	17-1
9/25	16	2	16	2	16	2	1 Class X/1 DOJJ/12 Felonies/4 Misd.	1	18-1
9/26	18	1	17	2	17	2	1 Class X/2 DOJJ/12 Felonies/4 Misd.	0	19-0
9/27	16	0	15	1	14	2	1 Class X/1 DOJJ/9 Felonies/5 Misd.	0	16-0
9/28	16	2	17	1	16	2	1 Class X/1 DOJJ/11 Felonies/5 Misd.	0	18-0
9/29	16	2	17	1	16	2	1 Class X/1 DOJJ/11 Felonies/5 Misd.	5	18-5
9/30	16	3	18	1	17	2	1 Class X/1 DOJJ/11 Felonies/6 Misd.	1	19-1

NOTE: Columns 4 & 5 refer to juvenile or adult Court proceedings; columns 6 & 7 refer to Champaign County cases or other counties being charged to house minors at JDC. Releases refers to minors arrested by police, however released to the parents without being detained at the Center. Totals are minors detained / released for that particular date.

# Monthly Juvenile Probation Report

Circuit

SIXTH

County

CHAMPAIGN

Month/Year

## 14-Sep

Preparer

Teresa Zebe

I. Juvenile Court Activity			1. Delinquency	2. Addiction	3. MRAI	4. Truancy	5. Neglect/Abuse	6. Dependant	7. Total
A. Petitions Filed			16	0	0	0	9	0	25
B. Court Action During Month									
1. Petitions Dismissed			7	0	0	0			7
2. Cont. Under Supervision			0	0	0	0			0
3. Adjudication			8	0	0	0			8

II. Criminal Prosecutions		
A. Automatic	0	
B. Discretionary	0	
C. Total	0	

III. Admissions During Month to Active Caseload		
	Formal	Informal
A. Delinquency	8	4
B. Addiction	0	0
C. MRAI	0	0
D. Truancy	0	0
E. Neglect/Abuse	0	0
F. Dependant	0	0
G. Total	8	4

IV. Demographics for Admissions		
A. Sex	Formal	Informal
Male	5	1
Female	3	3
Total	8	4

C. Race/Ethnicity		
	Formal	Informal
American Indian/Eskimo	0	0
Asian/Pacific Islander	0	0
Black	5	4
Hispanic Origin	0	0
White	1	0
Other	2	0
Total	8	4

V. Intakes Completed	
A. Full Intakes	9
B. Partial Intakes	2
C. Total	11

B. Age		
	Formal	Informal
12-Under	0	1
13yrs.	2	0
14yrs.	0	0
15yrs.	1	2
16yrs.	2	0
17-over	3	1
Total	8	4

D. Education (Delinquency Only)		
Enrolled in School	Formal	Informal
At Offense	7	4

VII. Court Ordered Programs	
A. Alcohol	0
B. Drug Treatment	0
C. Alcohol & Drug Treatment	0
D. Youth Services Agency	0
E. Mental Health	0
F. Alternative Education	0
G. TASC	0
H. UDIS	0
I. JTPA	0
J. Other (explain)	2

VI. Restitution and fees ordered (Active and Administrative)			
A. New Cases Ordered to Pay Restitution	0		
B. Total Amount of Restitution Ordered	\$0		
C. Number of New Cases Ordered to Pay Fees	(5) \$1,205		

VIII. Placements			
	1. In State	2. Out of State	3. Total
A. Number Beginning of Month	11	4	15
B. Ordered Placed During Month			
1. Foster Home	0	0	0
2. Group Home	0	0	0
3. Resid. Treatment	2	0	2
4. With Relative	0	0	0
5. Subtotal	13	4	17
C. Number Removed During Month	2	0	2
D. Total End of Month	11	4	15

IX. Active Caseload						
	a. Probation	b. Supervision	c. Cont. Under Sup.	d. Informal	e. Other	f. Total
A. Caseload Beg. of Month	136	0	4	4	1	145
B. New Admissions	8	0	0	4	0	12
C. Re-admitted from Admin	2	0	0	0	0	2
D. Transferred In	6	0	0	0	0	6
E. Subtotal (A+B+C+D)	152	0	4	8	1	165
F. Cases Dropped						
1. Scheduled Termination	1	0	1	1	0	3
2. Early Termination	0	0	0	0	0	0
3. Absconder/Warrant	0	0	0	0	0	0
4. Revoked-Technical	0	0	0	0	0	0
5. Revoked-New Offense	0	0	0	0	0	0
6. Alternate DOC Commit.	1	0	0	0	0	1
7. Unsatisfactory Termination	0	0	0	0	0	0
8. Transferred Out	5	0	0	0	0	5
9. Other (explain)	0	0	0	0	0	0
10. Subtotal (Add 1-9)	7	0	1	1	0	9
G. Caseload End of Month(E-F10)	145	0	3	7	1	156

X. Commitments to DOC	
A. Full	3
B. Evaluation	0
C. Habitual Juv. Offender	0
D. Violent Juv. Offender	0
E. Total	3

G. Education	
	3
	0
	0
	0
	0
	1
	0
	0
	0
	9
	147

XI. Interstate Compact Cases	
Number	9

XII. Administrative Caseload	
A. Active	9
B. Inactive	0

XIII. Classification of Active Caseload					
	a. Max.	b. Med.	c. Min.	d. Unclassified	e. Total
A. Probation	34	104	7	0	145
B. Supervision	0	0	0	0	0
C. Cont. Under Sup.	0	2	1	0	3
D. Informal	0	0	7	0	7
E. Other	0	1	0	0	1
F. Total	34	107	15	0	156


XIV. Investigations	
	Completed
A. Social Histories	16
B. Adoption	0
C. Contested Custody	0
D. Suppl. Soc. Hist.	2
E. Intake Screening	0
F. Other (Explain)	30
G. Total	48

XV. Case Violations Reported			
	1. Technical	2. New Offense	3. Total
Violations Reported	1	3	4

XVI. Court Actions on Violations			
	1. Technical	2. New Offense	3. Total
A. No Violations	0	0	0
B. Violation Found	0	0	0
C. Total Court Action	0	0	0

XVII. Home Detention/Electronic Monitoring				
	A. PreAdjud. Home Det.		B. Post Adjud. Home Det.	
	1. Ordered this Month	2. End of Month	1. Ordered this Month	2. End of Month
a. With Elect. Monit.				
b. Without Elect. Monit.	None			
c. Total				

Signature Of Approval by Chief/Director



# CHAMPAIGN COUNTY PROBATION AND COURT SERVICES

Joseph J. Gordon  
Director

---

Probation Services  
Courthouse  
101 E. Main  
Urbana, IL 61801  
Phone: (217) 384-3753  
Fax: (217) 384-1264

Detention Services  
400 S. Art Bartell Rd.  
Urbana, IL 61802  
Phone: (217) 384-3780  
Fax: (217) 384-8617

To Whom It May Concern:

Re: September 2014, STATISTICAL EXPLANATION

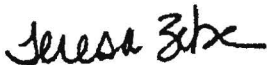
Please be advised that the explanation for section VII – (J); XIV – (F); on the September 2014, Statistical Form is as follows:

VII – (J): Anger Management (2)

XIV – (F): Remission/Review Reports (30)

Should you have any questions, please do not hesitate to contact me at (217)384-3753.

Respectfully,



Teresa Zebe  
Supervisor Juvenile Probation

# Monthly Juvenile Probation Report Addendum

Effective 01/01/2014

Circuit Sixth County Champaign Month/Year Sept. 2014

Preparer Teresa Zebe

This report is to be completed for only those juvenile case admissions resultant from Public Act 95-1031 and Public Act 98-0061, which extends the jurisdiction of the juvenile court to include minors under the age of 18 who commit misdemeanor and felony offenses. Thus, this Addendum Report will only include those 17 year olds referred by the court for qualifying misdemeanor and felony offenses. Cases reported on this form are to also be reported on the Monthly Juvenile Probation Report in the appropriate sections to ensure the complete monthly reporting of your department's juvenile caseload.

### XVIII. Admissions to Active Caseload

	Male					Female					Offense Type								Number of 17 year olds					
	Race/Ethnicity										Property		Person		Drug		Alcohol		Other		Felony	Misd.		
	AI	A	B	H	W	O	AI	A	B	H	W	O	M	F	M	F	M	F	M	F			M	F
A. Probation																								
B. Supervision																								
C. Court. Under Sup.																								
D. Informal																								
E. Other																								
<b>Total</b>	0	0	0	0	0	0	0	0	0	0	0	0	0	0	0	0	0	0	0	0	0	0	0	0

### XIX. Investigations

	Male	Female
A. Social Histories	0	0
B. Supplemental Social History	0	0
C. Other Investigations	0	0
<b>Total</b>	0	0

Note: Race/Ethnicity are the same categories currently in use on monthly reports. Alcohol is to include minor in possession, use, and/or under the influence offenses. Please specify offenses reported under the Other category.

### XX. Risk Classification for End of Month Active Caseload (P) (PA 95-1031 and PA 98-0061 cases)

	Maximum		Medium		Minimum		Unclassified		Total		Felony		Misdemeanor	
	Male	Female	Male	Female	Male	Female	Male	Female	Male	Female	Male	Female	Male	Female
A. Probation			8	0		1			8	1	2	0	7	1
B. Supervision														
C. Court. Under Sup.			1						1					
D. Informal														
E. Other														
<b>Total</b>			9	0		1			9	1	2	0	7	1

# CHAMPAIGN COUNTY PROBATION AND COURT SERVICES

Joseph J. Gordon  
Director

---

---

Probation Services  
Courthouse  
101 E. Main  
Urbana, IL 61801  
Phone: (217) 384-3753  
Fax: (217) 384-1264

Detention Services  
400 S. Art Bartell Rd.  
Urbana, IL 61802  
Phone: (217) 384-3780  
Fax: (217) 384-8617

DATE: October 8, 2014


To Whom It May Concern:

Re: Corrections to July 2014/August 2014 Stats

I have included page two of July 2014 Stats which has been corrected as well as August 2014. I apologize for the mistakes.

Should you have any questions, please do not hesitate to contact me at 217-384-3753.

Respectfully,



Teresa Zebe  
Supervisor Juvenile Probation Services



# MONTHLY ADULT PROBATION REPORT

Circuit: 6

Department: Adult

September 2014

Preparer: Janet Wells

I. Intakes Completed During Month			
A. Full	71	B. Partial	0

II. Demographics of Intakes		
A. Sex		
	a. Felony	b. Other
1. Male	35	15
2. Female	15	6
<b>3. Total</b>	<b>50</b>	<b>21</b>

B. Age		
	a. Felony	b. Other
1. 17-Under	0	0
2. 18-20	3	2
3. 21-30	22	7
4. 31-40	11	6
5. 41-49	7	4
6. 50-Over	7	2
<b>7. Total</b>	<b>50</b>	<b>21</b>

C. Race and Ethnicity		
	a. Felony	b. Other
1. American Indian	0	0
2. Asian	1	0
3. Black	20	8
4. Hispanic	4	2
5. White	25	11
6. Other	0	0
<b>7. Total</b>	<b>50</b>	<b>21</b>

D. Background at Offense		
	a. Felony	b. Other
1. Employed	18	10
2. High School Grad.	33	15

E. Felony Offense Classification			
1. Class 1	0	4. Class 4	35
2. Class 2	4	5. Other	0
3. Class 3	11	<b>6. Total</b>	<b>50</b>

III. Restitution and Fees Ordered (Active and Administrative)	
A. New Cases Ordered to Pay Restitution	8
B. Total Amount of Restitution Ordered	10447.81
C. Number of New Cases Ordered to Pay Fees	74

IV. Programs Ordered for New Cases (Active and Administrative)	
A. Alcohol Treatment	3
B. Drug Treatment	2
C. Alcohol and Drug Treatment	21
D. Mental Health	5
E. Sex Offender Treatment	0
F. TASC	0

V. Programs Ordered for DUI Cases (Active and Administrative)	
A. DUI Education	0
B. Treatment	1
C. Education and Treatment	13
D. Other (Explain)	0

VI. DUI Assessment Level (Active and Administrative)						
	Level 1	Level 2 Signif.	Level 2 Med	Level 3	None	Total
A. Probation	0	0	1	1	0	2
B. Conditional Discharge	0	0	0	0	0	0
C. Supervision	0	0	0	0	0	0
<b>D. Total</b>	<b>0</b>	<b>0</b>	<b>1</b>	<b>1</b>	<b>0</b>	<b>2</b>

VII.	Home Confinement		Pretrial Release	
	Order During Month	Total End of Month	Order During Month	Total End of Month
A. Electronically Monitored	0	0	0	0
B. Non-electronically Monitored	0	0	0	0
<b>C. Total</b>	<b>0</b>	<b>0</b>	<b>0</b>	<b>0</b>

**VIII. Active Caseload**

	Felony	Misd.	DUI	Traffic	Total	
<b>A. Beginning Caseload</b>	944	196	197	20	1357	
<b>B. Admissions</b>						
1. Probation	47	7	11	2	67	
2. Conditional Discharge	0	0	0	0	0	
3. Supervision	2	1	3	1	7	
<b>4. Subtotal (1+2+3)</b>	<b>49</b>	<b>8</b>	<b>14</b>	<b>3</b>	<b>74</b>	
<b>C. Readmitted Administrative</b>	25	12	7	2	46	
<b>D. Subtotal (A+B4+C)</b>	<b>1018</b>	<b>216</b>	<b>218</b>	<b>25</b>	<b>1477</b>	
<b>E. Cases Dropped</b>						Employed
1. Scheduled Termination	23	12	4	2	41	0
2. Early Termination	1	0	0	0	1	0
3. Absconder/Warrant	1	1	0	0	2	
4. Revoked-Technical	13	2	0	0	15	0
5. Revoked-New Offense	2	0	0	0	2	0
6. Alternate DOC Commitment	1	1	0	0	2	
7. Unsatisfactory Termination	6	0	0	0	6	0
8. Transferred Out	42	10	6	3	61	
9. Other (Explain)	3	1	0	0	4	0
<b>10. Subtotal (add 1 through 9)</b>	<b>92</b>	<b>27</b>	<b>10</b>	<b>5</b>	<b>134</b>	<b>0</b>
<b>F. Total (D-E10)</b>	<b>926</b>	<b>189</b>	<b>208</b>	<b>20</b>	<b>1343</b>	

**XI. Classification of Active Caseload**

	Max	Med	Min	Uncl	Total
A. Felony	116	721	89	0	926
B. Misdemeanor	13	141	35	0	189
C. DUI	1	87	119	1	208
D. Traffic	0	14	6	0	20
<b>E. Total</b>	<b>130</b>	<b>963</b>	<b>249</b>	<b>1</b>	<b>1343</b>

**XIV. Investigations Completed**

	Felony	Misd	DUI	Traffic	Total
A. Pre-sentence	36	6	5	6	53
B. Abbreviated PSI	2	0	0	0	2
C. Pretrial Bond Reports	1	1	0	0	2
D. Record Checks	0	0	0	0	0
E. JDP	0	0	0	0	0
F. Other (Explain)	0	0	0	0	0

**IX. Commitments to DOC**

Number	9
--------	---

**X. Interstate Compact Cases**

Number	37
--------	----

**XII. Administrative Caseload**

A. Active	471
B. Inactive	272

**XIII. Full PSI's Ordered/Pending**

Number Ordered	51	Number Pending	48
----------------	----	----------------	----

**XV. Case Violations Reported**

	Technical	Offense
Violations Reported	25	5

**XVI. Court Action on Violations**

	Technical	Offense
A. No Violations	4	3
B. Violation	18	0
<b>C. Total</b>	<b>22</b>	<b>3</b>

Signature of Approval by Chief/Director





# CHAMPAIGN COUNTY PROBATION AND COURT SERVICES

Joseph J. Gordon  
Director

---

---

Probation Services  
Courthouse  
101 E. Main  
Urbana, IL 61801  
Phone: (217) 384-3751  
Fax: (217) 384-1264

Detention Services  
400 S. Art Bartell Rd.  
Urbana, IL 61802  
Phone: (217) 384-3780  
Fax: (217) 384-8617

October 10, 2014

To: Administrative Office of the Illinois Courts

From: Champaign County Court Services Department

RE: Monthly Adult Probation Report- September 2014

The following is intended to provide explanations for the information contained in the specified categories on the current Monthly Adult Probation Report.

Section V. Programs ordered for D.U.I. Cases- Other

Other programs ordered for D.U.I. cases include attendance at a Victim Impact Panel presentation, attendance at AA/NA meetings and/or Public Service Work.

Section VIII. Active Caseload/E.9 Cases Dropped- Other

One felony cases were dropped due to a status change as the defendant was deported.

One misdemeanor case was dropped due to a status change and added as an Inactive Administrative case.

One felony case was dropped due to a judicial termination in open court.

One felony case was dropped due to a status change and added as a Sex Offender admission.



Janet Wells  
Supervisor, Adult Services