

CHAMPAIGN COUNTY PROBATION AND COURT SERVICES

Joseph J. Gordon
Director

Probation Services
Courthouse
101 E. Main
Urbana, IL 61801
Phone: (217) 384-3753
Fax: (217) 384-1264

Detention Services
400 S. Art Bartell Rd.
Urbana, IL 61802
Phone: (217) 384-3780
Fax: (217) 384-8617

DATE: May 21, 2014
TO: Kay Rhodes
FROM: Mike Williams *MIKE*
RE: Probation & Court Services Monthly Statistical Reports

Attached you will please find Probation & Court Services Statistical Reports for the Month of April 2014. Please place these reports on the agenda for the next Committee of the Whole (Justice & Social Services Committee) meeting..

Thank you and please let me know if you have any questions.

JDC POPULATION REPORT FOR THE MONTH OF APRIL 2014

DATE	MALE	FEMALE	JUV	ADULT	CHAMPAIGN	OTHER	OFFENSE CLASSIFICATION	RELEASES	TOTALS
4/1	12	2	11	3	14	0	5 Class X/2 Felonies/7 Misd.	0	14-0
4/2	12	2	11	3	14	0	5 Class X/2 Felonies/7 Misd.	0	14-0
4/3	9	2	8	3	11	0	4 Class X/3 Felonies/4 Misd.	0	11-0
4/4	13	3	13	3	16	0	4 Class X/7 Felonies/5 Misd.	1	16-1
4/5	12	4	13	3	16	0	4 Class X/6 Felonies/6 Misd.	1	16-1
4/6	12	4	13	3	16	0	4 Class X/6 Felonies/6 Misd.	1	16-1
4/7	11	4	12	3	15	0	4 Class X/6 Felonies/5 Misd.	0	15-0
4/8	10	4	11	3	14	0	4 Class X/6 Felonies/4 Misd.	1	14-1
4/9	11	4	12	3	15	0	4 Class X/7 Felonies/4 Misd.	1	15-1
4/10	12	4	13	3	16	0	4 Class X/7 Felonies/5 Misd.	0	16-0
4/11	15	4	16	3	19	0	4 Class X/8 Felonies/7 Misd.	1	19-1
4/12	14	4	15	3	18	0	4 Class X/8 Felonies/6 Misd.	1	18-1
4/13	14	4	15	3	18	0	4 Class X/8 Felonies/6 Misd.	0	18-0
4/14	16	4	17	3	20	0	4 Class X/8 Felonies/8 Misd.	0	20-0
4/15	15	4	16	3	19	0	4 Class X/7 Felonies/8 Misd.	1	19-1
4/16	16	5	18	3	21	0	4 Class X/8 Felonies/9 Misd.	2	21-2
4/17	17	5	19	3	22	0	4 Class X/9 Felonies/9 Misd.	2	22-2
4/18	17	3	17	3	20	0	4 Class X/8 Felonies/8 Misd.	0	20-0
4/19	16	3	16	3	19	0	4 Class X/8 Felonies/7 Misd.	2	19-2
4/20	15	3	15	3	18	0	4 Class X/8 Felonies/6 Misd.	1	18-1
4/21	16	4	17	3	20	0	4 Class X/1 DOJJ/9 Felonies/6 Misd.	0	20-0
4/22	16	3	16	3	19	0	4 Class X/2 DOJJ/9 Felonies/4 Misd.	0	19-0
4/23	15	3	15	3	17	1	4 Class X/2 DOJJ/7 Felonies/5 Misd.	0	18-0
4/24	16	2	15	3	18	0	4 Class X/2 DOJJ/7 Felonies/5 Misd.	1	18-1
4/25	14	1	12	3	15	0	4 Class X/2 DOJJ/7 Felonies/2 Misd.	0	15-0
4/26	12	1	10	3	13	0	4 Class X/7 Felonies/2 Misd.	0	13-0
4/27	12	1	10	3	13	0	4 Class X/7 Felonies/2 Misd.	0	13-0
4/28	9	1	7	3	10	0	4 Class X/5 Felonies/1 Misd.	1	10-1
4/29	9	2	8	3	11	0	4 Class X/6 Felonies/1 Misd.	0	11-0
4/30	12	3	12	3	14	1	4 Class X/1 DOJJ/8 Felonies/2 Misd.	0	15-0

NOTE: Columns 4 & 5 refer to juvenile or adult Court proceedings; columns 6 & 7 refer to Champaign County cases or other counties being charged to house minors at JDC. Releases refers to minors arrested by police, however released to the parents without being detained at the Center. Totals are minors detained / released for that particular date.

Monthly Juvenile Probation Report

Circuit

SIXTH

County

CHAMPAIGN

Month/Year

14-Apr

Preparer

Teresa Zebe

I. Juvenile Court Activity	1. Delinquency	2. Addiction	3. MRAI	4. Truancy	5. Neglect/Abuse	6. Dependant	7. Total
A. Petitions Filed	25	0	0	0	1	0	26
B. Court Action During Month							
1. Petitions Dismissed	13	0	0	0			13
2. Cont. Under Supervision	1	0	0	0			1
3. Adjudication	10	0	0	0			10

II. Criminal Prosecutions	
A. Automatic	0
B. Discretionary	0
C. Total	0

III. Admissions During Month to Active Caseload		
	Formal	Informal
A. Delinquency	11	3
B. Addiction	0	0
C. MRAI	0	0
D. Truancy	0	0
E. Neglect/Abuse	0	0
F. Dependant	0	0
G. Total	11	3

IV. Demographics for Admissions

A. Sex	Formal	Informal
Male	7	3
Female	4	0
Total	11	3

C. Race/Ethnicity	Formal	Informal
American Indian/Eskimo	0	0
Asian/Pacific Islander	0	0
Black	8	2
Hispanic Origin	0	0
White	2	1
Other	1	0
Total	11	3

V. Intakes Completed	
A. Full Intakes	10
B. Partial Intakes	2
C. Total	12

B. Age	Formal	Informal
12-Under	1	0
13yrs.	0	1
14yrs.	1	1
15yrs.	5	0
16yrs.	2	0
17-over	2	1
Total	11	3

D. Education (Delinquency Only)		
Enrolled in School	Formal	Informal
At Offense	11	3

VI. Restitution and fees ordered (Active and Administrative)	
A. New Cases Ordered to Pay Restitution	0
B. Total Amount of Restitution Ordered	\$0
C. Number of New Cases Ordered to Pay Fees	(7) \$540

VII. Court Ordered Programs	
A. Alcohol	0
B. Drug Treatment	0
C. Alcohol & Drug Treatment	1
D. Youth Services Agency	0
E. Mental Health	0
F. Alternative Education	0
G. TASC	0
H. UDIS	0
I. JTPA	0
J. Other (explain)	0

VIII. Placements			
	1. In State	2. Out of State	3. Total
A. Number Beginning of Month	10	5	15
B. Ordered Placed During Month			
1. Foster Home	0	0	0
2. Group Home	1	0	1
3. Resid. Treatment	2	0	2
4. With Relative	0	0	0
5. Subtotal	3	0	3
C. Number Removed During Month	3	0	3
D. Total End of Month	10	5	15

IX. Active Caseload						
	a. Probation	b. Supervision	c. Cont. Under Sup.	d. Informal	e. Other	f. Total
A. Caseload Beg. of Month	133	0	2	4	3	142
B. New Admissions	9	0	1	3	1	14
C. Re-admitted from Admin	1	0	0	0	0	1
D. Transferred In	1	0	0	0	0	1
E. Subtotal (A+B+C+D)	144	0	3	7	4	158
F. Cases Dropped						
1. Scheduled Termination	7	0	0	2	1	10
2. Early Termination	0	0	0	0	0	0
3. Absconder/Warrant	0	0	0	0	0	0
4. Revoked-Technical	1	0	0	0	0	1
5. Revoked-New Offense	2	0	0	0	0	2
6. Alternate DOC Commit.	0	0	0	0	0	0
7. Unsatisfactory Termination	4	0	0	0	0	4
8. Transferred Out	1	0	0	0	0	1
9. Other (explain)	0	0	0	0	0	0
10. Subtotal (Add 1-9)	15	0	0	2	1	18
G. Caseload End of Month(E-F10)	129	0	3	5	3	140

X. Commitments to DOC	
A. Full	1
B. Evaluation	3
C. Habitual Juv. Offender	0
D. Violent Juv. Offender	0
E. Total	4

G. Education	
	10
	0
	1
	2
	4
	0
	18
	131

XI. Interstate Compact Cases	
Number	10

XII. Administrative Caseload	
A. Active	2
B. Inactive	1

XIII. Classification of Active Caseload					
	a. Max.	b. Med.	c. Min.	d. Unclassified	e. Total
A. Probation	30	94	4	0	128
B. Supervision	0	0	0	0	0
C. Cont. Under Sup.	0	3	0	0	3
D. Informal	0	0	5	0	5
E. Other	0	4	0	0	4
F. Total	30	101	9	0	140


XIV. Investigations	
	Completed
A. Social Histories	10
B. Adoption	0
C. Contested Custody	0
D. Suppl. Soc. Hist.	3
E. Intake Screening	0
F. Other (Explain)	29
G. Total	42

XV. Case Violations Reported			
	1. Technical	2. New Offense	3. Total
Violations Reported	3	1	4

XVI. Court Actions on Violations			
	1. Technical	2. New Offense	3. Total
A. No Violations	0	0	0
B. Violation Found	2	1	3
C. Total Court Action	2	1	3

XVII. Home Detention/Electronic Monitoring				
	A. PreAdjud. Home Det.		B. Post Adjud. Home Det.	
	1. Ordered this Month	2. End of Month	1. Ordered this Month	2. End of Month
a. With Elect. Monit.				
b. Without Elect. Monit.	None			
c. Total				

Signature Of Approval by Chief/Director



Monthly Juvenile Probation Report Addendum

Effective 01/01/2014

Circuit Sixth County Champaign Month/Year April 2014

Preparer Teresa Zebe

This report is to be completed for only those juvenile case admissions resultant from Public Act 95-1031 and Public Act 98-0061, which extends the jurisdiction of the juvenile court to include minors under the age of 18 who commit misdemeanor and felony offenses. Thus, this Addendum Report will only include those 17 year olds referred by the court for qualifying misdemeanor and felony offenses. Cases reported on this form are to also be reported on the Monthly Juvenile Probation Report in the appropriate sections to ensure the complete monthly reporting of your department's juvenile caseload.

XVIII. Admissions to Active Caseload

	Male						Female						Offense Type								Number of 17 year olds			
	Race/Ethnicity												Property		Person		Drug		Alcohol		Other		Felony	Misd.
	AI	A	B	H	W	O	AI	A	B	H	W	O	M	F	M	F	M	F	M	F	M	F		
A. Probation																								
B. Supervision																								
C. Count. Under Sup.																								
D. Informal																								
E. Other																								
Total	0	0	0	0	0	0	0	0	0	0	0	0	0	0	0	0	0	0	0	0	0	0	0	0

XIX. Investigations

	Male	Female
A. Social Histories	0	0
B. Supplemental Social History	0	0
C. Other Investigations	0	0
Total	0	0

Note: Race/Ethnicity are the same categories currently in use on monthly reports. Alcohol is to include minor in possession, use, and/or under the influence offenses. Please specify offenses reported under the Other category.

XX. Risk Classification for End of Month Active Caseload (P/ (PA 95-1031 and PA 98-0061 cases)

	Maximum		Medium		Minimum		Unclassified		Total		Felony		Misdemeanor	
	Male	Female	Male	Female	Male	Female	Male	Female	Male	Female	Male	Female	Male	Female
A. Probation			9	4		1			9	5	2	0	7	5
B. Supervision														
C. Count. Under Sup.														
D. Informal														
E. Other			2						2					2
Total	0	0	11	4	0	1	0	0	11	5	2	0	7	7

CHAMPAIGN COUNTY PROBATION AND COURT SERVICES

Joseph J. Gordon

Director

Probation Services
Courthouse
101 E. Main
Urbana, IL 61801
Phone: (217) 384-3753
Fax: (217) 384-1264

Detention Services
400 S. Art Bartell Rd.
Urbana, IL 61802
Phone: (217) 384-3780
Fax: (217) 384-8617

To Whom It May Concern:


Re: April 2014, STATISTICAL EXPLANATION

Please be advised that the explanation for section XIV – (F); on the April 2014, Statistical Form is as follows:

XIV – (F): Remission/Review Reports (29)

Should you have any questions, please do not hesitate to contact me at (217)384-3753.

Respectfully,



Teresa Zebe
Supervisor Juvenile Probation

MONTHLY ADULT PROBATION REPORT

Circuit: 6

Department: Adult

April 2014

Preparer: Janet Wells

I. Intakes Completed During Month			
A. Full	63	B. Partial	3

II. Demographics of Intakes		
A. Sex		
	a. Felony	b. Other
1. Male	35	15
2. Female	12	4
3. Total	47	19

B. Age		
	a. Felony	b. Other
1. 17-Under	0	0
2. 18-20	9	2
3. 21-30	17	11
4. 31-40	10	3
5. 41-49	5	2
6. 50-Over	6	1
7. Total	47	19

C. Race and Ethnicity		
	a. Felony	b. Other
1. American Indian	0	0
2. Asian	0	1
3. Black	31	8
4. Hispanic	5	2
5. White	11	8
6. Other	0	0
7. Total	47	19

D. Background at Offense		
	a. Felony	b. Other
1. Employed	18	13
2. High School Grad.	25	15

E. Felony Offense Classification			
1. Class 1	2	4. Class 4	21
2. Class 2	8	5. Other	0
3. Class 3	16	6. Total	47

III. Restitution and Fees Ordered (Active and Administrative)	
A. New Cases Ordered to Pay Restitution	10
B. Total Amount of Restitution Ordered	11289.14
C. Number of New Cases Ordered to Pay Fees	71

IV. Programs Ordered for New Cases (Active and Administrative)	
A. Alcohol Treatment	2
B. Drug Treatment	0
C. Alcohol and Drug Treatment	20
D. Mental Health	5
E. Sex Offender Treatment	0
F. TASC	0

V. Programs Ordered for DUI Cases (Active and Administrative)	
A. DUI Education	1
B. Treatment	0
C. Education and Treatment	12
D. Other (Explain)	0

VI. DUI Assessment Level (Active and Administrative)						
	Level 1	Level 2 Signif.	Level 2 Med	Level 3	None	Total
A. Probation	1	3	0	0	0	4
B. Conditional Discharge	0	0	0	0	0	0
C. Supervision	0	0	0	0	0	0
D. Total	1	3	0	0	0	4

VII.	Home Confinement		Pretrial Release	
	Order During Month	Total End of Month	Order During Month	Total End of Month
A. Electronically Monitored	0	0	0	0
B. Non-electronically Monitored	0	0	0	0
C. Total	0	0	0	0

VIII. Active Caseload

	Felony	Misd.	DUI	Traffic	Total	
A. Beginning Caseload	990	230	189	18	1427	
B. Admissions						
1. Probation	41	11	8	1	61	
2. Conditional Discharge	0	0	0	0	0	
3. Supervision	0	0	0	0	0	
4. Subtotal (1+2+3)	41	11	8	1	61	
C. Readmitted Administrative	40	12	15	0	67	
D. Subtotal (A+B4+C)	1071	253	212	19	1555	
E. Cases Dropped						Employed
1. Scheduled Termination	24	3	5	0	32	0
2. Early Termination	1	0	0	0	1	0
3. Absconder/Warrant	2	0	0	0	2	
4. Revoked-Technical	11	0	0	0	11	0
5. Revoked-New Offense	1	0	0	0	1	0
6. Alternate DOC Commitment	3	0	0	0	3	
7. Unsatisfactory Termination	1	2	0	0	3	0
8. Transferred Out	42	13	17	2	74	
9. Other (Explain)	2	1	0	0	3	0
10. Subtotal (add 1 through 9)	87	19	22	2	130	0
F. Total (D-E10)	984	234	190	17	1425	

XI. Classification of Active Caseload

	Max	Med	Min	Uncl	Total
A. Felony	131	773	80	0	984
B. Misdemeanor	24	172	38	0	234
C. DUI	2	81	107	0	190
D. Traffic	0	11	6	0	17
E. Total	157	1037	231	0	1425

XIV. Investigations Completed

	Felony	Misd	DUI	Traffic	Total
A. Pre-sentence	23	2	19	1	45
B. Abbreviated PSI	1	0	0	0	1
C. Pretrial Bond Reports	1	0	0	0	1
D. Record Checks	0	0	0	0	0
E. JDP	0	0	0	0	0
F. Other (Explain)	0	0	0	0	0

IX. Commitments to DOC

Number	11
--------	----

X. Interstate Compact Cases

Number	33
--------	----

XII. Administrative Caseload

A. Active	473
B. Inactive	272

XIII. Full PSI's Ordered/Pending

Number Ordered	39	Number Pending	57
----------------	----	----------------	----


XV. Case Violations Reported

	Technical	Offense
Violations Reported	47	4

XVI. Court Action on Violations

	Technical	Offense
A. No Violations	11	3
B. Violation	32	0
C. Total	43	3

Signature of Approval by Chief/Director



CHAMPAIGN COUNTY PROBATION AND COURT SERVICES

Joseph J. Gordon

Director

Probation Services
Courthouse
101 E. Main
Urbana, IL 61801
Phone: (217) 384-3751
Fax: (217) 384-1264

Detention Services
400 S. Art Bartell Rd.
Urbana, IL 61802
Phone: (217) 384-3780
Fax: (217) 384-8617

May 21, 2014

To: Administrative Office of the Illinois Courts

From: Champaign County Court Services Department

Re: Monthly Adult Probation Report- April 2013

The following is intended to provide explanations for the information contained in the specified categories on the current Monthly Adult Probation Report.

Section V. Programs Ordered for D.U.I. Cases/ Other

Other programs ordered for D.U.I. cases include attendance at a Victim Impact Panel presentation, attendance at AA/NA meetings and/or Public Service Work.

Section VIII. Active Caseload/E.9 Cases Dropped- Other

One misdemeanor case was dropped due to judicial termination by the Court.

One misdemeanor case was dropped due to a status change and added as a felony admission.

One felony was dropped due to a status change and added as a Drug Court admission.



Janet Wells
Supervisor, Adult Services