

JDC POPULATION REPORT FOR THE MONTH OF JUNE 2012

DATE	MALE	FEMALE	JUV	ADULT	CHAMPAIGN	OTHER	OFFENSE CLASSIFICATION	RELEASES	TOTALS
6/1	20	2	22	0	22	0	2 DOJJ/11 Felonies/9 Misd.	1	20-1
6/2	16	2	17	1	18	0	1 Class X/11 Felonies/6 Misd.	0	18-0
6/3	19	2	20	1	21	0	2 Class X/12 Felonies/7 Misd.	0	21-0
6/4	20	2	21	1	22	0	2 Class X/13 Felonies/7 Misd.	0	22-0
6/5	16	2	17	1	17	1	2 Class X/1 DOJJ/9 Felonies/6 Misd.	2	18-2
6/6	17	2	17	2	18	1	3 Class X/1 DOJJ/9 Felonies/6 Misd.	0	19-0
6/7	18	2	18	2	20	0	3 Class X/10 Felonies/7 Misd.	0	20-0
6/8	18	3	19	2	21	0	3 Class X/10 Felonies/8 Misd.	2	21-2
6/9	17	4	19	2	21	0	3 Class X/9 Felonies/9 Misd.	0	21-0
6/10	18	4	20	2	22	0	3 Class X/9 Felonies/10 Misd.	1	22-1
6/11	18	4	20	2	22	0	3 Class X/9 Felonies/10 Misd.	0	22-0
6/12	17	4	19	2	21	0	3 Class X/9 Felonies/9 Misd.	0	21-0
6/13	18	3	19	2	21	0	3 Class X/9 Felonies/9 Misd.	0	21-0
6/14	17	2	17	2	19	0	3 Class X/8 Felonies/8 Misd.	2	19-2
6/15	17	2	17	2	19	0	3 Class X/8 Felonies/8 Misd.	0	19-0
6/16	17	3	18	2	20	0	3 Class X/9 Felonies/8 Misd.	0	20-0
6/17	18	2	18	2	19	1	3 Class X/10 Felonies/7 Misd.	0	20-0
6/18	18	4	20	2	22	0	3 Class X/1 DOJJ/10 Felonies/8 Misd.	1	22-1
6/19	17	4	19	2	21	0	4 Class X/2 DOJJ/9 Felonies/6 Misd.	1	21-1
6/20	16	4	18	2	20	0	4 Class X/1 DOJJ/9 Felonies/6 Misd.	0	20-0
6/21	14	4	16	2	18	0	3 Class X/9 Felonies/6 Misd.	2	18-2
6/22	13	4	15	2	17	0	3 Class X/9 Felonies/5 Misd.	1	17-1
6/23	13	4	15	2	17	0	3 Class X/9 Felonies/5 Misd.	0	17-0
6/24	13	4	15	2	17	0	3 Class X/9 Felonies/5 Misd.	0	17-0
6/25	13	4	15	2	17	0	3 Class X/10 Felonies/4 Misd.	0	17-0
6/26	13	4	15	2	17	0	3 Class X/1 DOJJ/9 Felonies/4 Misd.	0	17-0
6/27	13	2	13	2	15	0	3 Class X/1 DOJJ/8 Felonies/3 Misd.	2	15-2
6/28	13	1	12	2	14	0	4 Class X/7 Felonies/3 Misd.	1	14-1
6/29	12	2	12	2	14	0	4 Class X/8 Felonies/2 Misd.	0	14-0
6/30	12	2	12	2	14	0	4 Class X/8 Felonies/2 Misd.	4	14-4

NOTE: Columns 4 & 5 refer to juvenile or adult Court proceedings; columns 6 & 7 refer to Champaign County cases or other counties being charged to house minors at JDC. Releases refers to minors arrested by police, however released to the parents without being detained at the Center. Totals are minors detained / released for that particular date.

Monthly Juvenile Probation Report

Circuit

SIXTH

County

CHAMPAIGN

Month/Year

Jun-12

Preparer

Teresa Zebe

I. Juvenile Court Activity	1. Delinquency	2. Addiction	3. MRAI	4. Truancy	5. Neglect/Abuse	6. Dependant	7. Total
A. Petitions Filed	22	0	0	0	2	0	24
B. Court Action During Month							
1. Petitions Dismissed	4	0	0	0			4
2. Cont. Under Supervision	0	0	0	0			0
3. Adjudication	7	0	0	0			7

II. Criminal Prosecutions	
A. Automatic	0
B. Discretionary	0
C. Total	0

III. Admissions During Month to Active Caseload		
	Formal	Informal
A. Delinquency	7	5
B. Addiction	0	0
C. MRAI	0	0
D. Truancy	0	0
E. Neglect/Abuse	0	0
F. Dependant	0	0
G. Total	7	5

IV. Demographics for Admissions

A. Sex	Formal	Informal
Male	4	5
Female	3	0
Total	7	5

B. Age	Formal	Informal
12-Under	0	0
13yrs.	1	0
14yrs.	4	1
15yrs.	1	1
16yrs.	0	3
17-over	1	0
Total	7	5

C. Race/Ethnicity	Formal	Informal
American Indian/Eskimo	0	0
Asian/Pacific Islander	0	0
Black	5	2
Hispanic Origin	0	0
White	1	3
Other	1	0
Total	7	5

V. Intakes Completed	
A. Full Intakes	7
B. Partial Intakes	0
C. Total	7

D. Education (Delinquency Only)		
Enrolled in School	Formal	Informal
At Offense	7	5

VI. Restitution and fees ordered (Active and Administrative)	
A. New Cases Ordered to Pay Restitution	1
B. Total Amount of Restitution Ordered	\$1,369
C. Number of New Cases Ordered to Pay Fees	(3) \$420

VII. Court Ordered Programs	
A. Alcohol	0
B. Drug Treatment	0
C. Alcohol & Drug Treatment	0
D. Youth Services Agency	0
E. Mental Health	0
F. Alternative Education	0
G. TASC	0
H. UDIS	0
I. JTPA	0
J. Other (explain)	8

VIII. Placements			
	1. In State	2. Out of State	3. Total
A. Number Beginning of Month	19	1	20
B. Ordered Placed During Month			
1. Foster Home	0	0	0
2. Group Home	0	0	0
3. Resid. Treatment	1	0	0
4. With Relative	0	0	0
5. Subtotal	1	0	1
C. Number Removed During Month	2	0	2
D. Total End of Month	18	1	19

IX. Active Caseload						
	a. Probation	b. Supervision	c. Cont. Under Sup.	d. Informal	e. Other	f. Total
A. Caseload Beg. of Month	159	0	7	6	3	175
B. New Admissions	7	0	0	5	0	12
C. Re-admitted from Admin	0	0	0	0	0	0
D. Transferred In	2	0	0	0	0	2
E. Subtotal (A+B+C+D)	168	0	7	11	3	189
F. Cases Dropped						
1. Scheduled Termination	4	0	0	1	0	5
2. Early Termination	1	0	0	0	0	1
3. Absconder/Warrant	1	0	0	0	0	1
4. Revoked-Technical	2	0	0	0	0	2
5. Revoked-New Offense	0	0	0	0	0	0
6. Alternate DOC Commit.	0	0	0	0	0	0
7. Unsatisfactory Termination	2	0	0	0	0	2
8. Transferred Out	3	0	0	0	0	3
9. Other (explain)	0	0	0	0	0	0
10. Subtotal (Add 1-9)	13	0	0	1	0	14
G. Caseload End of Month(E-F10)	155	0	7	10	3	175

X. Commitments to DOC	
A. Full	2
B. Evaluation	1
C. Habitual Juv. Offender	0
D. Violent Juv. Offender	0
E. Total	3

XI. Interstate Compact Cases	
Number	7

XII. Administrative Caseload	
A. Active	13
B. Inactive	4

XIII. Classification of Active Caseload					
	a. Max.	b. Med.	c. Min.	d. Unclassified	e. Total
A. Probation	27	123	5	0	155
B. Supervision	0	0	0	0	0
C. Cont. Under Sup.	0	5	2	0	7
D. Informal	10	0	0	0	10
E. Other	1	2	0	0	3
F. Total	38	130	7	0	175


XIV. Investigations	
	Completed
A. Social Histories	15
B. Adoption	0
C. Contested Custody	0
D. Suppl. Soc. Hist.	3
E. Intake Screening	0
F. Other (Explain)	37
G. Total	55

XV. Case Violations Reported			
	1. Technical	2. New Offense	3. Total
Violations Reported	0	1	1

XVI. Court Actions on Violations			
	1. Technical	2. New Offense	3. Total
A. No Violations	0	0	0
B. Violation Found	0	2	2
C. Total Court Action	0	2	2

XVII. Home Detention/Electronic Monitoring				
	A. PreAdjud. Home Det.		B. Post Adjud. Home Det.	
	1. Ordered this Month	2. End of Month	1. Ordered this Month	2. End of Month
a. With Elect. Monit.				
b. Without Elect. Monit.	None			
c. Total				

Signature Of Approval by Chief/Director



Monthly Juvenile Probation Report Addendum

(Public Act 95-1031, Tracking 17 Year Old Misdemeanants)

Circuit Sixth County Champaign Month/Year June 2012 Preparer Teresa Zebe

This report is to be completed for only those juvenile case admissions resultant from Pubic Act 95-1031, which extends the jurisdiction of the juvenile court to include minors under the age of 18 who commit misdemeanor offenses. Thus, this Addendum Report will only include those 17 year olds referred by the court for qualifying misdemeanor offenses. Cases reported on this form are to also be reported on the Monthly Juvenile Probation Report in the appropriate sections to ensure the complete monthly reporting of your department's juvenile caseload.

XVIII. Admissions to Active Caseload

	Male						Female						Offense Type						Number Originally Charged As Felon					
	Race/Ethnicity												Property		Person		Drug		Alcohol		Other		Male	Female
	AI	A	B	H	W	O	AI	A	B	H	W	O	M	F	M	F	M	F	M	F				
A. Probation				0									0										0	
B. Supervision																								
C. Count. Under Sup.																								
D. Informal																								
E. Other																								
Total	0	0	0	0	0	0	0	0	0	0	0	0	0	0	0	0	0	0	0	0	0	0	0	0

XIX. Investigations

	Male	Female
A. Social Histories	0	0
B. Supplemental Social History	0	0
C. Other Investigations	0	0
Total	0	0

Note: Race/Ethnicity are the same categories currently in use on monthly reports. Alcohol is to include minor in possession, use, and/or under the influence offenses. Please specify offenses reported under the Other category.

XX. Risk Classification for End of Month Active Caseload (PA 95-1031 cases)

	Maximum		Medium		Minimum		Unclassified		Total	
	Male	Female	Male	Female	Male	Female	Male	Female	Male	Female
A. Probation			6						6	0
B. Supervision										
C. Count. Under Sup.										
D. Informal										
E. Other										
Total	0	0	6	0	0	0	0	0	6	0

CHAMPAIGN COUNTY PROBATION AND COURT SERVICES

Joseph J. Gordon
Director

Probation Services
Courthouse
101 E. Main
Urbana, IL 61801
Phone: (217) 384-3753
Fax: (217) 384-1264

Detention Services
400 S. Art Bartell Rd.
Urbana, IL 61802
Phone: (217) 384-3780
Fax: (217) 384-8617

To Whom It May Concern:

Re: June 2012 STATISTICAL EXPLANATION

Please be advised that the explanation for sections VII – J, and XIV-F on the June 2012 Statistical Form is as follows:

VII – (J) is as follows:

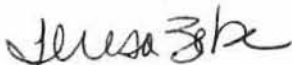
Anger Management	(4)
Parenting with Love and Limits	(3)
Sex Offender	(1)

XIV – (F): is as follows:

Remission/Review Reports (37)

Should you have any questions, please do not hesitate to contact me at (217)384-3753.

Respectfully,



Teresa Zebe
Supervisor Juvenile Probation

MONTHLY ADULT PROBATION REPORT

Circuit: 6

Department: Adult

June 2012

Preparer: Janet Wells

I. Intakes Completed During Month			
A. Full	79	B. Partial	1

II. Demographics of Intakes			
A. Sex			
	a. Felony	b. Other	
1. Male	42	17	
2. Female	11	10	
3. Total	53	27	

B. Age			
	a. Felony	b. Other	
1. 17-Under	0	0	
2. 18-20	6	8	
3. 21-30	29	14	
4. 31-40	10	3	
5. 41-49	4	1	
6. 50-Over	4	1	
7. Total	53	27	

C. Race and Ethnicity			
	a. Felony	b. Other	
1. American Indian	1	0	
2. Asian	1	1	
3. Black	27	10	
4. Hispanic	2	1	
5. White	22	14	
6. Other	0	1	
7. Total	53	27	

D. Background at Offense			
	a. Felony	b. Other	
1. Employed	19	14	
2. High School Grad.	31	17	

E. Felony Offense Classification			
1. Class 1	0	4. Class 4	34
2. Class 2	7	5. Other	0
3. Class 3	12	6. Total	53

III. Restitution and Fees Ordered (Active and Administrative)	
A. New Cases Ordered to Pay Restitution	8
B. Total Amount of Restitution Ordered	9227.76
C. Number of New Cases Ordered to Pay Fees	76

IV. Programs Ordered for New Cases (Active and Administrative)	
A. Alcohol Treatment	4
B. Drug Treatment	5
C. Alcohol and Drug Treatment	15
D. Mental Health	7
E. Sex Offender Treatment	0
F. TASC	0

V. Programs Ordered for DUI Cases (Active and Administrative)	
A. DUI Education	3
B. Treatment	1
C. Education and Treatment	15
D. Other (Explain)	0

VI. DUI Assessment Level (Active and Administrative)						
	Level 1	Level 2 Signif.	Level 2 Med	Level 3	None	Total
A. Probation	0	0	2	1	0	0
B. Conditional Discharge	0	0	0	0	0	0
C. Supervision	0	0	0	0	0	0
D. Total	0	0	2	1	0	0

VII.	Home Confinement		Pretrial Release	
	Order During Month	Total End of Month	Order During Month	Total End of Month
A. Electronically Monitored	0	0	0	0
B. Non-electronically Monitored	0	0	0	0
C. Total	0	0	0	0

VIII. Active Caseload

	Felony	Misd.	DUI	Traffic	Total	
A. Beginning Caseload	1067	353	173	27	1620	
B. Admissions						
1. Probation	67	28	14	2	111	
2. Conditional Discharge	0	0	0	0	0	
3. Supervision	0	0	0	0	0	
4. Subtotal (1+2+3)	67	28	14	2	111	
C. Readmitted Administrative	8	1	1	0	10	
D. Subtotal (A+B4+C)	1142	382	188	29	1741	
E. Cases Dropped						Employed
1. Scheduled Termination	19	10	3	0	32	0
2. Early Termination	0	0	0	0	0	0
3. Absconder/Warrant	3	0	0	0	3	
4. Revoked-Technical	11	6	0	0	17	0
5. Revoked-New Offense	2	0	0	0	2	0
6. Alternate DOC Commitment	2	2	0	0	4	
7. Unsatisfactory Termination	3	1	0	0	4	0
8. Transferred Out	39	14	7	1	61	
9. Other (Explain)	3	2	1	0	6	0
10. Subtotal (add 1 through 9)	82	35	11	1	129	0
F. Total (D-E10)	1060	347	177	28	1612	

XI. Classification of Active Caseload

	Max	Med	Min	Uncl	Total
A. Felony	113	813	128	6	1060
B. Misdemeanor	21	262	59	5	347
C. DUI	1	67	108	1	177
D. Traffic	0	20	8	0	28
E. Total	135	1162	303	12	1612

XIV. Investigations Completed

	Felony	Misd	DUI	Traffic	Total
A. Pre-sentence	35	3	19	1	58
B. Abbreviated PSI	0	0	0	0	0
C. Pretrial Bond Reports	1	1	0	0	2
D. Record Checks	0	0	0	0	0
E. JDP	0	0	0	0	0
F. Other (Explain)	0	0	0	0	0

IX. Commitments to DOC

Number	17
--------	----

X. Interstate Compact Cases

Number	35
--------	----

XII. Administrative Caseload

A. Active	474
B. Inactive	200

XIII. Full PSI's Ordered/Pending

Number Ordered	31	Number Pending	45
----------------	----	----------------	----

XV. Case Violations Reported

	Technical	Offense
Violations Reported	77	7

XVI. Court Action on Violations

	Technical	Offense
A. No Violations	12	2
B. Violation	19	2
C. Total	31	4

Signature of Approval by Chief/Director



CHAMPAIGN COUNTY PROBATION AND COURT SERVICES

Joseph J. Gordon
Director

Probation Services
Courthouse
101 E. Main
Urbana, IL 61801
Phone: (217) 384-3751
Fax: (217) 384-1264

Detention Services
400 S. Art Bartell Rd.
Urbana, IL 61802
Phone: (217) 384-3780
Fax: (217) 384-8617

July 11, 2012

To: Administrative Office of the Illinois Courts

From: Champaign County Court Services Department

Re: Monthly Adult Probation Report- June 2012

The following is intended to provide explanations for the information contained in the specified categories on the current Monthly Adult Probation Report.

Section V. Programs Ordered for D.U.I. Cases/ Other

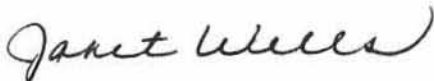
Other programs ordered for D.U.I. cases include attendance at a Victim Impact Panel presentation, attendance at AA/NA meetings and/or Public Service Work.

Section VIII. Active Caseload/E.9 Cases Dropped- Other

Three felony cases were dropped due to a status change and added as Inactive Administrative admissions.

Two misdemeanor cases were dropped due to a status change and added as Inactive Administrative admissions.

One D.U.I. case was dropped due to a status change and added as an Inactive Administrative admission.



Janet Wells
Supervisor, Adult Services