

**JDC POPULATION REPORT FOR THE MONTH OF FEBRUARY 2012**

DATE	MALE	FEMALE	JUV	ADULT	CHAMPAIGN	OTHER	OFFENSE CLASSIFICATION	RELEASES	TOTALS
2/1	12	4	16	0	16	0	1 Class X/8 Felonies/7 Misd.	3	16-3
2/2	13	4	17	0	17	0	1 Class X/1 DOJJ/8 Felonies/7 Misd.	1	17-1
2/3	16	4	20	0	20	0	1 Class X/1 DOJJ/9 Felonies/9 Misd.	0	20-0
2/4	15	4	19	0	19	0	1 Class X/9 Felonies/9 Misd.	1	19-1
2/5	15	4	19	0	19	0	1 Class X/9 Felonies/9 Misd.	0	19-0
2/6	14	4	18	0	18	0	1 Class X/9 Felonies/8 Misd.	0	18-0
2/7	12	4	16	0	16	0	1 Class X/6 Felonies/9 Misd.	3	16-3
2/8	12	4	16	0	16	0	1 Class X/6 Felonies/9 Misd.	0	16-0
2/9	12	3	15	0	15	0	1 Class X/6 Felonies/8 Misd.	1	15-1
2/10	10	4	14	0	14	0	1 Class X/5 Felonies/8 Misd.	1	14-1
2/11	10	4	14	0	14	0	1 Class X/5 Felonies/8 Misd.	1	14-1
2/12	10	4	14	0	14	0	1 Class X/5 Felonies/8 Misd.	0	14-0
2/13	9	4	13	0	13	0	1 Class X/5 Felonies/7 Misd.	3	13-3
2/14	9	5	14	0	14	0	1 Class X/6 Felonies/7 Misd.	0	14-0
2/15	10	6	16	0	16	0	1 Class X/7 Felonies/8 Misd.	0	16-0
2/16	10	6	16	0	16	0	1 Class X/7 Felonies/8 Misd.	1	16-1
2/17	10	6	16	0	16	0	1 Class X/8 Felonies/7 Misd.	1	16-1
2/18	9	6	15	0	15	0	1 Class X/7 Felonies/7 Misd.	0	15-0
2/19	9	5	14	0	14	0	1 Class X/6 Felonies/7 Misd.	1	14-1
2/20	10	4	14	0	14	0	1 Class X/5 Felonies/8 Misd.	0	14-0
2/21	11	4	15	0	15	0	1 Class X/5 Felonies/9 Misd.	1	15-1
2/22	12	3	15	0	15	0	1 Class X/5 Felonies/9 Misd.	0	15-0
2/23	16	3	19	0	19	0	1 Class X/9 Felonies/9 Misd.	0	19-0
2/24	17	3	20	0	20	0	1 Class X/9 Felonies/10 Misd.	1	20-1
2/25	15	3	18	0	18	0	1 Class X/7 Felonies/10 Misd.	0	18-0
2/26	15	3	18	0	18	0	1 Class X/7 Felonies/10 Misd.	0	18-0
2/27	15	3	18	0	18	0	1 Class X/3 DOJJ/6 Felonies/8 Misd.	0	18-0
2/28	13	3	16	0	16	0	1 Class X/3 DOJJ/5 Felonies/7 Misd.	1	16-1
2/29	11	2	12	1	13	0	2 Class X/5 Felonies/6 Misd.	1	13-1

NOTE: Columns 4 & 5 refer to juvenile or adult Court proceedings; columns 6 & 7 refer to Champaign County cases or other counties being charged to house minors at JDC. Releases refers to minors arrested by police, however released to the parents without being detained at the Center. Totals are minors detained / released for that particular date.

# Monthly Juvenile Probation Report

Circuit

SIXTH

County

CHAMPAIGN

Month/Year

Feb-12

Preparer

Teresa Zebe

I. Juvenile Court Activity	1. Delinquency	2. Addiction	3. MRAI	4. Truancy	5. Neglect/Abuse	6. Dependant	7. Total
A. Petitions Filed	10	0	0	0	8	0	18
B. Court Action During Month							
1. Petitions Dismissed	5	0	0	0			5
2. Cont. Under Supervision	3	0	0	0			3
3. Adjudication	19	0	0	0			19

II. Criminal Prosecutions	
A. Automatic	0
B. Discretionary	0
C. Total	0

III. Admissions During Month to Active Caseload		
	Formal	Informal
A. Delinquency	22	1
B. Addiction	0	0
C. MRAI	0	0
D. Truancy	0	0
E. Neglect/Abuse	0	0
F. Dependant	0	0
G. Total	22	1

IV. Demographics for Admissions		
A. Sex	Formal	Informal
Male	17	1
Female	5	0
<b>Total</b>	<b>22</b>	<b>1</b>

C. Race/Ethnicity	Formal	Informal
American Indian/Eskimo	0	0
Asian/Pacific Islander	0	0
Black	12	1
Hispanic Origin	0	0
White	9	0
Other	1	0
<b>Total</b>	<b>22</b>	<b>1</b>

V. Intakes Completed	
A. Full Intakes	18
B. Partial Intakes	0
C. Total	18

B. Age	Formal	Informal
12-Under	2	0
13yrs.	4	0
14yrs.	3	0
15yrs.	4	0
16yrs.	6	1
17-over	3	0
<b>Total</b>	<b>22</b>	<b>1</b>

D. Education (Delinquency Only)		
Enrolled in School	Formal	Informal
At Offense	22	1

VI. Restitution and fees ordered (Active and Administrative)	
A. New Cases Ordered to Pay Restitution	2
B. Total Amount of Restitution Ordered	\$511
C. Number of New Cases Ordered to Pay Fees	(9) \$975

VII. Court Ordered Programs	
A. Alcohol	0
B. Drug Treatment	0
C. Alcohol & Drug Treatment	8
D. Youth Services Agency	0
E. Mental Health	1
F. Alternative Education	0
G. TASC	0
H. UDIS	0
I. JTPA	0
J. Other (explain)	2

VIII. Placements			
	1. In State	2. Out of State	3. Total
A. Number Beginning of Month	12	1	13
B. Ordered Placed During Month			
1. Foster Home	2	0	2
2. Group Home	1	0	1
3. Resid. Treatment	1	0	1
4. With Relative	0	0	0
5. Subtotal	16	1	17
C. Number Removed During Month	2	0	2
D. Total End of Month	14	1	15

IX. Active Caseload						
	a. Probation	b. Supervision	c. Cont. Under Sup.	d. Informal	e. Other	f. Total
A. Caseload Beg. of Month	147	0	5	3	2	157
B. New Admissions	18	0	3	1	1	23
C. Re-admitted from Admin	0	0	0	0	0	0
D. Transferred In	7	0	0	0	0	7
E. Subtotal (A+B+C+D)	172	0	8	4	3	187
F. Cases Dropped						
1. Scheduled Termination	3	0	0	1	0	4
2. Early Termination	3	0	0	0	0	3
3. Absconder/Warrant	1	0	0	0	0	1
4. Revoked-Technical	1	0	0	0	0	1
5. Revoked-New Offense	0	0	0	0	0	0
6. Alternate DOC Commit.	1	0	0	0	0	1
7. Unsatisfactory Termination	0	0	0	0	0	0
8. Transferred Out	6	0	0	0	0	6
9. Other (explain)	0	0	0	0	0	0
10. Subtotal (Add 1-9)	15	0	0	0	0	15
G. Caseload End of Month(E-F10)	157	0	8	3	3	171

X. Commitments to DOC	
A. Full	2
B. Evaluation	3
C. Habitual Juv. Offender	0
D. Violent Juv. Offender	0
E. Total	5

G. Education	
4	4
3	3
1	
1	1
0	0
1	
0	
6	
0	0
15	15
164	

XI. Interstate Compact Cases	
Number	3

XII. Administrative Caseload	
A. Active	9
B. Inactive	4

XIII. Classification of Active Caseload					
	a. Max.	b. Med.	c. Min.	d. Unclassified	e. Total
A. Probation	26	126	5	0	157
B. Supervision	0	0	0	0	0
C. Cont. Under Sup.	0	6	2	0	8
D. Informal	0	0	3	0	3
E. Other	1	2	0	0	3
F. Total	27	134	10	0	171


XIV. Investigations	
	Completed
A. Social Histories	24
B. Adoption	0
C. Contested Custody	0
D. Suppl. Soc. Hist.	0
E. Intake Screening	0
F. Other (Explain)	35
G. Total	59

XV. Case Violations Reported			
	1. Technical	2. New Offense	3. Total
Violations Reported	1	3	4

XVI. Court Actions on Violations			
	1. Technical	2. New Offense	3. Total
A. No Violations	0	0	0
B. Violation Found	0	1	1
C. Total Court Action	0	1	1

XVII. Home Detention/Electronic Monitoring				
	A. PreAdjud. Home Det.		B. Post Adjud. Home Det.	
	1. Ordered this Month	2. End of Month	1. Ordered this Month	2. End of Month
a. With Elect. Monit.				
b. Without Elect. Monit.	None			
c. Total				

Signature Of Approval by Chief/Director



# Monthly Juvenile Probation Report Addendum

(Public Act 95-1031, Tracking 17 Year Old Misdemeanants)

Circuit Sixth County Champaign Month/Year February 2012 Preparer Teresa Zebe

This report is to be completed for only those juvenile case admissions resultant from Pubic Act 95-1031, which extends the jurisdiction of the juvenile court to include minors under the age of 18 who commit misdemeanor offenses. Thus, this Addendum Report will only include those 17 year olds referred by the court for qualifying misdemeanor offenses. Cases reported on this form are to also be reported on the Monthly Juvenile Probation Report in the appropriate sections to ensure the complete monthly reporting of your department's juvenile caseload.

## XVIII. Admissions to Active Caseload

	Male						Female						Offense Type						Number Originally					
	Race/Ethnicity												Property		Person		Drug		Alcohol		Other		Charged As Felon	
	AI	A	B	H	W	O	AI	A	B	H	W	O	M	F	M	F	M	F	M	F	M	F	Male	Female
A. Probation																								
B. Supervision																								
C. Count. Under Sup.																								
D. Informal																								
E. Other																								
<b>Total</b>	0	0	0	0	0	0	0	0	0	0	0	0	0	0	0	0	0	0	0	0	0	0	0	0

## XIX. Investigations

	Male	Female
A. Social Histories	0	0
B. Supplemental Social History	0	0
C. Other Investigations	0	0
<b>Total</b>	0	0

Note: Race/Ethnicity are the same categories currently in use on monthly reports. Alcohol is to include minor in possession, use, and/or under the influence offenses. Please specify offenses reported under the Other category.

## XX. Risk Classification for End of Month Active Caseload (PA 95-1031 cases)

	Maximum		Medium		Minimum		Unclassified		Total	
	Male	Female	Male	Female	Male	Female	Male	Female	Male	Female
A. Probation			5						5	0
B. Supervision										
C. Count. Under Sup.										
D. Informal										
E. Other										
<b>Total</b>	0	0	5	0	0	0	0	0	5	0

# CHAMPAIGN COUNTY PROBATION AND COURT SERVICES

Joseph J. Gordon

Director

---

---

Probation Services  
Courthouse  
101 E. Main  
Urbana, IL 61801  
Phone: (217) 384-3753  
Fax: (217) 384-1264

Detention Services  
400 S. Art Bartell Rd.  
Urbana, IL 61802  
Phone: (217) 384-3780  
Fax: (217) 384-8617

To Whom It May Concern:

Re: February 2012 STATISTICAL EXPLANATION

Please be advised that the explanation for sections VII – J, and XIV-F on the February 2012 Statistical Form is as follows:

VII – (J) is as follows:

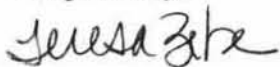
Anger Management	(1)
Sex Offender	(1)

XIV – (F): is as follows:

Remission/Review Reports	(35)
--------------------------	------

Should you have any questions, please do not hesitate to contact me at (217)384-3753.

Respectfully,



Teresa Zebe  
Supervisor Juvenile Probation

# MONTHLY ADULT PROBATION REPORT

Circuit: 6

Department: Adult

February 2012

Preparer: Janet Wells

I. Intakes Completed During Month			
A. Full	127	B. Partial	1

II. Demographics of Intakes		
A. Sex		
	a. Felony	b. Other
1. Male	63	40
2. Female	19	6
<b>3. Total</b>	<b>82</b>	<b>46</b>

B. Age		
	a. Felony	b. Other
1. 17-Under	3	0
2. 18-20	15	12
3. 21-30	26	20
4. 31-40	16	10
5. 41-49	12	3
6. 50-Over	10	1
<b>7. Total</b>	<b>82</b>	<b>46</b>

C. Race and Ethnicity		
	a. Felony	b. Other
1. American Indian	1	0
2. Asian	1	0
3. Black	45	17
4. Hispanic	4	3
5. White	31	25
6. Other	0	1
<b>7. Total</b>	<b>82</b>	<b>46</b>

D. Background at Offense		
	a. Felony	b. Other
1. Employed	24	18
2. High School Grad.	42	26

E. Felony Offense Classification			
1. Class 1	1	4. Class 4	51
2. Class 2	14	5. Other	0
3. Class 3	16	<b>6. Total</b>	<b>82</b>

III. Restitution and Fees Ordered (Active and Administrative)	
A. New Cases Ordered to Pay Restitution	23
B. Total Amount of Restitution Ordered	33322.73
C. Number of New Cases Ordered to Pay Fees	130

IV. Programs Ordered for New Cases (Active and Administrative)	
A. Alcohol Treatment	3
B. Drug Treatment	6
C. Alcohol and Drug Treatment	19
D. Mental Health	9
E. Sex Offender Treatment	2
F. TASC	0

V. Programs Ordered for DUI Cases (Active and Administrative)	
A. DUI Education	2
B. Treatment	1
C. Education and Treatment	19
D. Other (Explain)	0

VI. DUI Assessment Level (Active and Administrative)						
	Level 1	Level 2 Signif.	Level 2 Med	Level 3	None	Total
A. Probation	0	2	1	0	0	0
B. Conditional Discharge	0	0	0	0	0	0
C. Supervision	0	0	0	0	0	0
<b>D. Total</b>	<b>0</b>	<b>2</b>	<b>1</b>	<b>0</b>	<b>0</b>	<b>0</b>

VII.	Home Confinement		Pretrial Release	
	Order During Month	Total End of Month	Order During Month	Total End of Month
A. Electronically Monitored	2	2	0	0
B. Non-electronically Monitored	0	0	0	0
<b>C. Total</b>	<b>2</b>	<b>2</b>	<b>0</b>	<b>0</b>

VIII. Active Caseload						
	Felony	Misd.	DUI	Traffic	Total	
<b>A. Beginning Caseload</b>	1059	360	158	23	1600	
<b>B. Admissions</b>						
1. Probation	89	34	16	8	147	
2. Conditional Discharge	0	0	0	0	0	
3. Supervision	0	0	0	0	0	
<b>4. Subtotal (1+2+3)</b>	<b>89</b>	<b>34</b>	<b>16</b>	<b>8</b>	<b>147</b>	
<b>C. Readmitted Administrative</b>	24	9	2	1	36	
<b>D. Subtotal (A+B4+C)</b>	<b>1172</b>	<b>403</b>	<b>176</b>	<b>32</b>	<b>1783</b>	
<b>E. Cases Dropped</b>						Employed
1. Scheduled Termination	35	17	2	3	57	2
2. Early Termination	2	2	0	0	4	0
3. Absconder/Warrant	3	1	1	0	5	
4. Revoked-Technical	5	1	2	0	8	0
5. Revoked-New Offense	0	0	0	0	0	0
6. Alternate DOC Commitment	0	1	0	0	1	
7. Unsatisfactory Termination	4	1	0	0	5	0
8. Transferred Out	16	11	3	2	32	
9. Other (Explain)	36	15	4	2	57	0
<b>10. Subtotal (add 1 through 9)</b>	<b>101</b>	<b>49</b>	<b>12</b>	<b>7</b>	<b>169</b>	<b>0</b>
<b>F. Total (D-E10)</b>	<b>1071</b>	<b>354</b>	<b>164</b>	<b>25</b>	<b>1614</b>	

XI. Classification of Active Caseload					
	Max	Med	Min	Uncl	Total
A. Felony	120	815	134	2	1071
B. Misdemeanor	30	268	54	2	354
C. DUI	1	64	99	0	164
D. Traffic	0	17	8	0	25
<b>E. Total</b>	<b>151</b>	<b>1164</b>	<b>295</b>	<b>4</b>	<b>1614</b>

XIV. Investigations Completed					
	Felony	Misd	DUI	Traffic	Total
A. Pre-sentence	30	5	28	3	66
B. Abbreviated PSI	0	0	0	0	0
C. Pretrial Bond Reports	3	2	0	0	5
D. Record Checks	0	0	0	0	0
E. JDP	0	0	0	0	0
F. Other (Explain)	0	0	0	0	0

IX. Commitments to DOC	
Number	8

X. Interstate Compact Cases	
Number	36

XII. Administrative Caseload	
A. Active	479
B. Inactive	195

XIII. Full PSI's Ordered/Pending			
Number Ordered	49	Number Pending	61

XV. Case Violations Reported		
	Technical	Offense
Violations Reported	63	8

XVI. Court Action on Violations		
	Technical	Offense
A. No Violations	12	0
B. Violation	12	0
<b>C. Total</b>	<b>24</b>	<b>0</b>

Signature of Approval by Chief/Director



# CHAMPAIGN COUNTY PROBATION AND COURT SERVICES

Joseph J. Gordon  
Director

Probation Services  
Courthouse  
101 E. Main  
Urbana, IL 61801  
Phone: (217) 384-3751  
Fax: (217) 384-1264

Detention Services  
400 S. Art Bartell Rd.  
Urbana, IL 61802  
Phone: (217) 384-3780  
Fax: (217) 384-8617

March 15, 2012

To: Administrative Office of the Illinois Courts

From: Champaign County Court Services Department

Re: Monthly Adult Probation Report- February 2012

The following is intended to provide explanations for the information contained in the specified categories on the current Monthly Adult Probation Report.

## Section V. Programs Ordered for D.U.I. Cases/ Other

Other programs ordered for D.U.I. cases include attendance at a Victim Impact Panel presentation, attendance at AA/NA meetings and/or Public Service Work.

## Section VIII. Active Caseload/E.9 Cases Dropped- Other

One felony case was dropped due to a status change and added as a Drug Court admission.

One felony case was dropped due to a status change and added as an Active Administrative admission.

One misdemeanor case was dropped due to a status change and added as an Active Administrative admission.

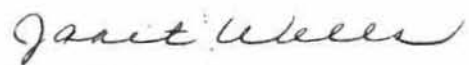
Thirty four felony cases were dropped due to a status change and added as standard adult admissions from the Intake Unit.

Fourteen misdemeanor cases were dropped due to a status change and added as standard adult admissions from the Intake Unit.

Four D.U.I. cases were dropped due to a status change and added as standard adult admissions from the Intake Unit.



Two traffic cases were dropped due to a status change and added as standard adult admissions from the Intake Unit.

A handwritten signature in cursive script that reads "Janet Wells".

Janet Wells  
Supervisor, Adult Services