

JDC POPULATION REPORT FOR THE MONTH OF FEBRUARY 2010

DATE	MALE	FEMALE	JUV	ADULT	CHAMPAIGN	OTHER	OFFENSE CLASSIFICATION	RELEASES	TOTALS
2/1	15	2	17	0	17	0	1 DOJJ/7 Felonies/9 Misd.	0	17-0
2/2	17	1	18	0	18	0	1 DOJJ/9 Felonies/8 Misd.	0	18-0
2/3	11	2	13	0	13	0	6 Felonies/7 Misd.	0	13-0
2/4	10	2	12	0	12	0	5 Felonies/7 Misd.	0	12-0
2/5	10	2	12	0	12	0	5 Felonies/7 Misd.	1	12-1
2/6	10	2	12	0	12	0	5 Felonies/7 Misd.	0	12-0
2/7	9	2	11	0	11	0	5 Felonies/6 Misd.	0	11-0
2/8	15	3	18	0	18	0	8 Felonies/10 Misd.	0	18-0
2/9	15	3	18	0	18	0	8 Felonies/10 Misd.	0	18-0
2/10	15	3	18	0	18	0	8 Felonies/10 Misd.	0	18-0
2/11	15	4	19	0	19	0	1 DOJJ/7 Felonies/11 Misd.	0	19-0
2/12	16	4	20	0	20	0	1 DOJJ/7 Felonies/12 Misd.	3	20-3
2/13	13	4	17	0	17	0	3 DOJJ/6 Felonies/8 Misd.	1	17-1
2/14	13	4	17	0	17	0	3 DOJJ/6 Felonies/8 Misd.	0	17-0
2/15	15	3	18	0	17	1	5 DOJJ/6 Felonies/7 Misd.	0	18-0
2/16	15	3	18	0	17	1	5 DOJJ/6 Felonies/7 Misd.	2	18-2
2/17	14	4	18	0	18	0	2 DOJJ/6 Felonies/10 Misd.	2	18-2
2/18	14	5	19	0	19	0	1 DOJJ/7 Felonies/11 Misd.	1	19-1
2/19	14	5	19	0	19	0	1 DOJJ/7 Felonies/11 Misd.	1	19-1
2/20	14	5	19	0	19	0	1 DOJJ/7 Felonies/11 Misd.	0	19-0
2/21	16	5	21	0	21	0	1 DOJJ/8 Felonies/12 Misd.	2	21-2
2/22	16	5	21	0	21	0	2 DOJJ/7 Felonies/12 Misd.	1	21-1
2/23	14	5	19	0	19	0	2 DOJJ/7 Felonies/10 Misd.	0	19-0
2/24	15	5	20	0	20	0	2 DOJJ/8 Felonies/10 Misd.	2	20-2
2/25	14	4	18	0	18	0	1 DOJJ/8 Felonies/9 Misd.	1	18-1
2/26	13	4	17	0	17	0	1 DOJJ/9 Felonies/7 Misd.	0	17-0
2/27	11	4	15	0	15	0	8 Felonies/7 Misd.	0	15-0
2/28	11	3	14	0	14	0	7 Felonies/7 Misd.	1	14-1

NOTE: Columns 4 & 5 refer to juvenile or adult Court proceedings; columns 6 & 7 refer to Champaign County cases or other counties being charged to house minors at YDC. Releases refers to minors arrested by police, however released to the parents without being detained at the Center. Totals are minors detained / released for that particular date.

Monthly Juvenile Probation Report

Circuit SIXTH County CHAMPAIGN Month/Year Feb 2010 Preparer Teresa Zebe

I. Juvenile Court Activity	1. Delinquency	2. Addiction	3. MRAI	4. Truancy	5. Neglect/Abuse	6. Dependant	7. Total
A. Petitions Filed	23	0	0	0	7	0	30
B. Court Action During Month							
1. Petitions Dismissed	1	0	0	0			1
2. Cont. Under Supervision	0	0	0	0			0
3. Adjudication	8	0	0	0			8

II. Criminal Prosecutions	
A. Automatic	0
B. Discretionary	0
C. Total	0

IV. Demographics for Admissions

A. Sex	Formal	Informal
Male	8	2
Female	0	2
Total	8	4

B. Age	Formal	Informal
12-Under	1	0
13yrs.	0	0
14yrs.	0	0
15yrs.	2	2
16yrs.	4	1
17-over	1	1
Total	8	4

C. Race/Ethnicity	Formal	Informal
American Indian/Eskimo	0	0
Asian/Pacific Islander	0	0
Black	7	4
Hispanic Origin	0	0
White	0	0
Other	1	0
Total	8	4

V. Intakes Completed

A. Full Intakes	10
B. Partial Intakes	0
C. Total	10

III. Admissions During Month to Active Caseload

	Formal	Informal
A. Delinquency	8	4
B. Addiction	0	0
C. MRAI	0	0
D. Truancy	0	0
E. Neglect/Abuse	0	0
F. Dependant	0	0
G. Total	8	4

D. Education (Delinquency Only)		
Enrolled in School	Formal	Informal
At Offense	8	4

VII. Court Ordered Programs

A. Alcohol	0
B. Drug Treatment	0
C. Alcohol & Drug Treatment	4
D. Youth Services Agency	0
E. Mental Health	0
F. Alternative Education	0
G. TASC	0
H. UDIS	0
I. JTPA	0
J. Other (explain)	3

VI. Restitution and fees ordered (Active and Administrative)

A. New Cases Ordered to Pay Restitution	0
B. Total Amount of Restitution Ordered	0
C. Number of New Cases Ordered to Pay Fees	(8) \$960

VIII. Placements

	1. In State	2. Out of State	3. Total
A. Number Beginning of Month	19	0	19
B. Ordered Placed During Month			
1. Foster Home	1	0	1
2. Group Home	4	0	4
3. Resid. Treatment	1	0	1
4. With Relative	0	0	0
5. Subtotal	25	0	25
C. Number Removed During Month	4	0	4
D. Total End of Month	21	0	21

IX. Active Caseload						
	a. Probation	b. Supervision	c. Cont. Under Sup.	d. Informal	e. Other	f. Total
A. Caseload Beg. of Month	138	0	6	7	1	152
B. New Admissions	8	0	0	4	0	12
C. Re-admitted from Admin	0	0	0	0	0	0
D. Transferred In	29	0	0	0	0	29
E. Subtotal (A+B+C+D)	175	0	6	11	1	193
F. Cases Dropped						
1. Scheduled Termination	3	0	1	2	0	6
2. Early Termination	0	0	0	0	0	0
3. Absconder/Warrant	0	0	0	0	0	0
4. Revoked-Technical	1	0	0	0	0	1
5. Revoked-New Offense	1	0	0	0	0	1
6. Alternate DOC Commit.	1	0	0	0	0	1
7. Unsatisfactory Termination	2	0	0	0	0	2
8. Transferred Out	0	0	0	0	0	0
9. Other (explain)	27	0	0	0	0	27
10. Subtotal (Add 1-9)	35	0	1	2	0	38
G. Caseload End of Month(E-F10)	140	0	5	9	1	155

X. Commitments to DOC	
A. Full	4
B. Evaluation	1
C. Habitual Juv. Offender	0
D. Violent Juv. Offender	0
E. Total	5

G. Education	
	6
	0
	1
	1
	2
	27
	37

XI. Interstate Compact Cases	
Number	3

XII. Administrative Caseload	
A. Active	13
B. Inactive	5

XIII. Classification of Active Caseload					
	a. Max.	b. Med.	c. Min.	d. Unclassified	e. Total
A. Probation	19	117	3	0	139
B. Supervision	0	0	0	0	0
C. Cont. Under Sup.	0	5	1	0	6
D. Informal	0	0	9	0	9
E. Other	0	1		0	1
F. Total	19	123	13	0	155


XIV. Investigations	
	Completed
A. Social Histories	17
B. Adoption	0
C. Contested Custody	0
D. Suppl. Soc. Hist.	3
E. Intake Screening	0
F. Other (Explain)	52
G. Total	72

XV. Case Violations Reported			
	1. Technical	2. New Offense	3. Total
Violations Reported	0	1	1

XVI. Court Actions on Violations			
	1. Technical	2. New Offense	3. Total
A. No Violations	0	0	0
B. Violation Found	0	1	1
C. Total Court Action	0	1	1

XVII. Home Detention/Electronic Monitoring				
	A. PreAdjud. Home Det.		B. Post Adjud. Home Det.	
	1. Ordered this Month	2. End of Month	1. Ordered this Month	2. End of Month
a. With Elect. Monit.	None			
b. Without Elect. Monit.				
c. Total				

Signature Of Approval by Chief/Director



Monthly Juvenile Probation Report Addendum

(Public Act 95-1031, Tracking 17 Year Old Misdemeanants)

Circuit SIXTH County CHAMPAIGN Month/Year Feb 2010 Preparer Teresa Uhe

This report is to be completed for only those juvenile case admissions resultant from Public Act 95-1031, which extends the jurisdiction of the juvenile court to include minors under the age of 18 who commit misdemeanor offenses. Thus, this Addendum Report will only include those 17 year olds referred by the court for qualifying misdemeanor offenses. Cases reported on this form are to also be reported on the Monthly Juvenile Probation Report in the appropriate sections to ensure the complete monthly reporting of your department's juvenile caseload.

XVIII. Admissions to Active Caseload

	Male						Female						Offense Type								Number Originally Charged as Felon			
	Race/Ethnicity												Property		Person		Drug		Alcohol		Other		Male	Female
	AI	A	B	H	W	O	AI	A	B	H	W	O	M	F	M	F	M	F	M	F				
A. Probation																								
B. Supervision																								
C. Cont. Under Sup.																								
D. Informal																								
E. Other																								
Total																								

XIX. Investigations

	Male	Female
A. Social Histories	○	○
B. Supplemental Social History	○	○
C. Other Investigations	○	○
Total	○	○

Note: Race/Ethnicity are the same categories currently in use on monthly reports. Alcohol is to include minor in possession, use, and/or under the influence offenses. Please specify offenses reported under the Other category.

XX. Risk Classification for end of Month Active Caseload (PA 95-1031 cases)

	Maximum		Medium		Minimum		Unclassified		Total	
	Male	Female	Male	Female	Male	Female	Male	Female	Male	Female
A. Probation	○	○								
B. Supervision	○	○								
C. Cont. Under Sup.	○	○								
D. Informal	○	○								
E. Other	○	○								
Total	○	○								

CHAMPAIGN COUNTY PROBATION AND COURT SERVICES

Joseph J. Gordon
Director

Probation Services
Courthouse
101 E. Main
Urbana, IL 61801
Phone: (217) 384-3753
Fax: (217) 384-1264

Detention Services
400 S. Art Bartell Rd.
Urbana, IL 61802
Phone: (217) 384-3780
Fax: (217) 384-8617

To Whom It May Concern:

Re: February 2010 STATISTICAL EXPLANATION

Please be advised that the explanation for sections VII-J, IX-e IX-f, XIII-E and XIV-F on the February 2010 Statistical Form is as follows:

VII- (J):

Anger Control Counseling (2)

Mentoring Program (1)

IX - (e): One Conditional Discharge case this month

IX - (f): Cases transferred to new officer


XIII - (E): One Conditional Discharge case this month

XIV - (F): is as follows:

Remission/Review Reports

Should you have any questions, please do not hesitate to contact me at (217)384-3753.

Respectfully,



Teresa Zebe
Supervisor Juvenile Probation

MONTHLY ADULT PROBATION REPORT

Circuit: 6

Department: Adult

February 2010

Preparer: Janet Wells

I. Intakes Completed During Month			
A. Full	68	B. Partial	3

II. Demographics of Intakes		
A. Sex		
	a. Felony	b. Other
1. Male	34	24
2. Female	7	6
3. Total	41	30

B. Age		
	a. Felony	b. Other
1. 17-Under	1	0
2. 18-20	5	8
3. 21-30	13	12
4. 31-40	12	7
5. 41-49	9	2
6. 50-Over	1	1
7. Total	41	30

C. Race and Ethnicity		
	a. Felony	b. Other
1. American Indian	0	0
2. Asian	0	2
3. Black	17	14
4. Hispanic	2	0
5. White	21	14
6. Other	1	0
7. Total	41	30

D. Background at Offense		
	a. Felony	b. Other
1. Employed	14	8
2. High School Grad.	24	20

E. Felony Offense Classification			
1. Class 1	1	4. Class 4	20
2. Class 2	10	5. Other	0
3. Class 3	10	6. Total	41

III. Restitution and Fees Ordered (Active and Administrative)	
A. New Cases Ordered to Pay Restitution	4
B. Total Amount of Restitution Ordered	3228.84
C. Number of New Cases Ordered to Pay Fees	58

IV. Programs Ordered for New Cases (Active and Administrative)	
A. Alcohol Treatment	1
B. Drug Treatment	0
C. Alcohol and Drug Treatment	13
D. Mental Health	3
E. Sex Offender Treatment	2
F. TASC	0

V. Programs Ordered for DUI Cases (Active and Administrative)	
A. DUI Education	0
B. Treatment	0
C. Education and Treatment	4
D. Other (Explain)	0

VI. DUI Assessment Level (Active and Administrative)						
	Level 1	Level 2 Signif.	Level 2 Med	Level 3	None	Total
A. Probation	1	0	1	0	0	1
B. Conditional Discharge	0	0	0	0	0	0
C. Supervision	0	0	0	0	0	0
D. Total	1	0	1	0	0	1

VII.	Home Confinement		Pretrial Release	
	Order During Month	Total End of Month	Order During Month	Total End of Month
A. Electronically Monitored	0	0	0	0
B. Non-electronically Monitored	0	0	0	0
C. Total	0	0	0	0

VIII. Active Caseload					
	Felony	Misd.	DUI	Traffic	Total
A. Beginning Caseload	1097	344	186	16	1643
B. Admissions					
1. Probation	41	25	5	0	71
2. Conditional Discharge	0	0	0	0	0
3. Supervision	0	0	0	0	0
4. Subtotal (1+2+3)	41	25	5	0	71
C. Readmitted Administrative	0	1	0	0	1
D. Subtotal (A+B4+C)	1138	370	191	16	1715
E. Cases Dropped					
1. Scheduled Termination	19	6	5	1	31
2. Early Termination	4	0	0	0	4
3. Absconder/Warrant	0	0	0	0	0
4. Revoked-Technical	2	0	0	0	2
5. Revoked-New Offense	3	0	0	0	3
6. Alternate DOC Commitment	5	1	0	0	6
7. Unsatisfactory Termination	6	3	2	0	11
8. Transferred Out	4	3	2	0	9
9. Other (Explain)	2	0	0	0	2
10. Subtotal (add 1 through 9)	45	13	9	1	68
F. Total (D-E10)	1093	357	182	15	1647

IX. Commitments to DOC	
Number	10

X. Interstate Compact Cases	
Number	46

XII. Administrative Caseload	
A. Active	459
B. Inactive	148

XI. Classification of Active Caseload					
	Max	Med	Min	Uncl	Total
A. Felony	48	827	218	55	1093
B. Misdemeanor	2	272	83	19	357
C. DUI		66	116	4	182
D. Traffic			15	0	15
E. Total	50	1165	432	78	1647


XIII. Full PSI's Ordered/Pending			
Number Ordered	31	Number Pending	35

XIV. Investigations Completed					
	Felony	Misd	DUI	Traffic	Total
A. Pre-sentence	30	7	7	1	45
B. Abbreviated PSI	0	0	0	0	0
C. Pretrial Bond Reports	1	0	0	0	1
D. Record Checks	0	0	1	0	1
E. JDP	0	0	0	0	0
F. Other (Explain)	0	0	0	0	0

XV. Case Violations Reported		
	Technical	Offense
Violations Reported	38	12

XVI. Court Action on Violations		
	Technical	Offense
A. No Violations	6	1
B. Violation	8	1
C. Total	14	2

Signature of Approval by Chief/Director



CHAMPAIGN COUNTY PROBATION AND COURT SERVICES

Joseph J. Gordon
Director

Probation Services
Courthouse
101 E. Main
Urbana, IL 61801
Phone: (217) 384-3751
Fax: (217) 384-1264

Detention Services
400 S. Art Bartell Rd.
Urbana, IL 61802
Phone: (217) 384-3780
Fax: (217) 384-8617

March 10, 2010

To: Administrative Office of the Illinois Courts

From: Champaign County Court Services Department

Re: Monthly Adult Probation Report- February 2010

The following is intended to provide explanations for the information contained in the specified categories on the current Monthly Adult Probation Report.

Section V. Programs Ordered for D.U.I. Cases/ Other

Other programs ordered for D.U.I. cases include attendance at a Victim Impact Panel presentation, attendance at AA/NA meetings and/or Public Service Work.

Section VIII. Active Caseload/E.9 Cases Dropped- Other

One High Risk felony was dropped due to a status changes and added as a standard admission.

One felony was dropped due to the defendant's death.

Sincerely,



Janet Wells
Supervisor, Adult Services