

### JDC POPULATION REPORT FOR THE MONTH OF DECEMBER 2009

DATE	MALE	FEMALE	JUV	ADULT	CHAMPAIGN	OTHER	OFFENSE CLASSIFICATION	RELEASES	TOTALS
12/1	14	4	17	1	16	2	2 Class X/8 Felonies/8 Misd.	1	18-1
12/2	13	4	16	1	15	2	2 Class X/7 Felonies/8 Misd.	0	17-0
12/3	13	4	16	1	14	3	2 Class X/8 Felonies/7 Misd.	0	17-0
12/4	12	4	15	1	14	2	1 Class X/9 Felonies/6 Misd.	0	16-0
12/5	8	4	11	1	11	1	1 Class X/7 Felonies/4 Misd.	0	12-0
12/6	10	4	13	1	12	2	1 Class X/1 DOC/7 Felonies/5 Misd.	1	14-1
12/7	11	4	14	1	13	2	1 Class X/1 DOC/8 Felonies/5 Misd.	0	15-0
12/8	9	2	10	1	9	2	1 Class X/1 DOC/5 Felonies/4 Misd.	2	11-2
12/9	11	1	11	1	8	4	1 Class X/1 DOC/7 Felonies/3 Misd.	1	12-1
12/10	10	2	11	1	8	4	1 Class X/7 Felonies/4 Misd.	0	12-0
12/11	10	2	11	1	8	4	1 Class X/6 Felonies/5 Misd.	0	12-0
12/12	10	1	10	1	8	3	1 Class X/6 Felonies/4 Misd.	0	11-0
12/13	10	1	10	1	8	3	1 Class X/6 Felonies/4 Misd.	0	11-0
12/14	12	1	12	1	10	3	1 Class X/7 Felonies/5 Misd.	2	13-2
12/15	9	1	9	1	9	1	1 Class X/5 Felonies/4 Misd.	1	10-1
12/16	12	3	14	1	14	1	1 Class X/2 DOC/5 Felonies/7 Misd.	0	15-0
12/17	10	3	12	1	12	1	1 Class X/2 DOC/4 Felonies/6 Misd.	1	13-1
12/18	11	3	13	1	13	1	1 Class X/2 DOC/5 Felonies/6 Misd.	2	14-2
12/19	8	3	10	1	10	1	1 Class X/4 Felonies/6 Misd.	0	11-0
12/20	8	2	9	1	9	1	1 Class X/3 Felonies/6 Misd.	1	9-1
12/21	11	2	12	1	11	2	1 Class X/4 Felonies/8 Misd.	0	13-0
12/22	16	3	18	1	17	2	1 Class X/4 DOC/4 Felonies/10 Misd.	0	19-0
12/23	14	3	16	1	16	1	1 Class X/4 DOC/4 Felonies/8 Misd.	0	17-0
12/24	7	1	7	1	7	1	1 Class X/2 Felonies/5 Misd.	1	8-1
12/25	7	1	7	1	7	1	1 Class X/2 Felonies/5 Misd.	0	8-0
12/26	7	1	7	1	7	1	1 Class X/2 Felonies/5 Misd.	0	8-0
12/27	7	1	7	1	7	1	1 Class X/2 Felonies/5 Misd.	1	8-1
12/28	8	2	9	1	8	2	1 Class X/2 Felonies/7 Misd.	0	10-0
12/29	8	4	11	1	11	1	1 Class X/2 Felonies/9 Misd.	0	12-0
12/30	8	4	11	1	11	1	1 Class X/2 Felonies/9 Misd.	0	12-0
12/31	8	5	12	1	12	1	1 Class X/2 Felonies/10 Misd.	0	13-0

NOTE: Columns 4 & 5 refer to juvenile or adult Court proceedings; columns 6 & 7 refer to Champaign County cases or other counties being charged to house minors at YDC. Releases refers to minors arrested by police, however released to the parents without being detained at the Center. Totals are minors detained / released for that particular date.

# CHAMPAIGN COUNTY PROBATION AND COURT SERVICES

Joseph J. Gordon  
Director

Probation Services  
Courthouse  
101 E. Main  
Urbana, IL 61801  
Phone: (217) 384-3753  
Fax: (217) 384-1264

Detention Services  
400 S. Art Bartell Rd.  
Urbana, IL 61802  
Phone: (217) 384-3780  
Fax: (217) 384-8617

To Whom It May Concern:

Re: December 2009 STATISTICAL EXPLANATION

Please be advised that the explanation for sections VII-J, IX-e, XIII-E and XIV-F on the December 2009 Statistical Form is as follows:

VII- (J):

Anger Control Counseling (8)

Partner Abuse (1)

IX - (e): One Conditional Discharge case this month


XIII – (E): One Conditional Discharge case this month

XIV – (F): is as follows:

Remission Reports

Should you have any questions, please do not hesitate to contact me at (217)384-3753.

Respectfully,



Teresa Zebe

Supervisor Juvenile Probation

# Monthly Juvenile Probation Report

Circuit

SIXTH

County

CHAMPAIGN

Month/Year

2009-DEC

Preparer

Teresa Zebe

I. Juvenile Court Activity	1. Delinquency	2. Addiction	3. MRAI	4. Truancy	5. Neglect/Abuse	6. Dependant	7. Total
A. Petitions Filed	25	0	0	0	6	0	31
B. Court Action During Month							
1. Petitions Dismissed	0	0	0	0			0
2. Cont. Under Supervision	0	0	0	0			0
3. Adjudication	17	0	0	0			17

II. Criminal Prosecutions	
A. Automatic	0
B. Discretionary	0
C. Total	0

III. Admissions During Month to Active Caseload		
	Formal	Informal
A. Delinquency	17	0
B. Addiction	0	0
C. MRAI	0	0
D. Truancy	0	0
E. Neglect/Abuse	0	0
F. Dependant	0	0
G. Total	17	0

#### IV. Demographics for Admissions

A. Sex	Formal	Informal
Male	10	0
Female	7	0
Total	17	0

B. Age	Formal	Informal
12-Under	0	0
13yrs.	0	0
14yrs.	2	0
15yrs.	6	0
16yrs.	7	0
17-over	2	0
Total	17	0

C. Race/Ethnicity	Formal	Informal
American Indian/Eskimo	0	0
Asian/Pacific Islander	0	0
Black	11	0
Hispanic Origin	0	0
White	6	0
Other	0	0
Total	17	0

V. Intakes Completed	
A. Full Intakes	17
B. Partial Intakes	0
C. Total	17

D. Education (Delinquency Only)		
Enrolled in School	Formal	Informal
At Offense	17	0

VI. Restitution and fees ordered (Active and Administrative)	
A. New Cases Ordered to Pay Restitution	0
B. Total Amount of Restitution Ordered	0
C. Number of New Cases Ordered to Pay Fees	(14) \$1,545

VII. Court Ordered Programs	
A. Alcohol	0
B. Drug Treatment	0
C. Alcohol & Drug Treatment	5
D. Youth Services Agency	1
E. Mental Health	1
F. Alternative Education	0
G. TASC	0
H. UDIS	0
I. JTPA	0
J. Other (explain)	9

VIII. Placements			
	1. In State	2. Out of State	3. Total
A. Number Beginning of Month	16	0	16
B. Ordered Placed During Month			
1. Foster Home	0	0	0
2. Group Home	0	0	0
3. Resid. Treatment	1	0	1
4. With Relative	0	0	0
5. Subtotal	17	0	17
C. Number Removed During Month	1	0	1
D. Total End of Month	16	0	16

IX. Active Caseload						
	a. Probation	b. Supervision	c. Cont. Under Sup.	d. Informal	e. Other	f. Total
A. Caseload Beg. of Month	132	0	6	13	0	151
B. New Admissions	17	0	0	0	0	17
C. Re-admitted from Admin	0	0	0	0	0	0
D. Transferred In	8	0	1	0	1	10
E. Subtotal (A+B+C+D)	157	0	7	13	1	178
F. Cases Dropped						
1. Scheduled Termination	4	0	0	4	0	8
2. Early Termination	1	0	0	0	0	1
3. Absconder/Warrant	0	0	0	0	0	0
4. Revoked-Technical	3	0	0	0	0	3
5. Revoked-New Offense	0	0	0	0	0	0
6. Alternate DOC Commit.	0	0	0	0	0	0
7. Unsatisfactory Termination	0	0	0	1	0	1
8. Transferred Out	12	0	0	0	0	12
9. Other (explain)	1	0	0	0	0	1
10. Subtotal (Add 1-9)	21	0	0	5	0	26
G. Caseload End of Month(E-F10)	136	0	7	8	1	152

X. Commitments to DOC	
A. Full	4
B. Evaluation	0
C. Habitual Juv. Offender	0
D. Violent Juv. Offender	0
E. Total	4

G. Education	
	0
	1
	3
	0
	0
	0
	1
	1
	26
	150

XI. Interstate Compact Cases	
Number	3

XII. Administrative Caseload	
A. Active	9
B. Inactive	5

XIII. Classification of Active Caseload					
	a. Max.	b. Med.	c. Min.	d. Unclassified	e. Total
A. Probation	18	113	4	0	135
B. Supervision	0	0	0	0	0
C. Cont. Under Sup.	0	4	4	0	0
D. Informal	0	0	8	0	8
E. Other	0	1	0	0	1
F. Total	18	118	16	0	152


XIV. Investigations	
	Completed
A. Social Histories	17
B. Adoption	0
C. Contested Custody	0
D. Suppl. Soc. Hist.	5
E. Intake Screening	0
F. Other (Explain)	35
G. Total	57

XV. Case Violations Reported			
	1. Technical	2. New Offense	3. Total
Violations Reported	1	0	1

XVI. Court Actions on Violations			
	1. Technical	2. New Offense	3. Total
A. No Violations	0	0	0
B. Violation Found	1	3	4
C. Total Court Action	1	3	4

XVII. Home Detention/Electronic Monitoring				
	A. PreAdjud. Home Det.		B. Post Adjud. Home Det.	
	1. Ordered this Month	2. End of Month	1. Ordered this Month	2. End of Month
a. With Elect. Monit.				
b. Without Elect. Monit.	Not	applicable		
c. Total				

Signature Of Approval by Chief/Director



# MONTHLY ADULT PROBATION REPORT

Circuit: 6

Department: Adult

December 2009

Preparer: Janet Wells

I. Intakes Completed During Month			
A. Full	77	B. Partial	6

II. Demographics of Intakes		
A. Sex		
	a. Felony	b. Other
1. Male	44	19
2. Female	11	9
<b>3. Total</b>	<b>55</b>	<b>28</b>

B. Age		
	a. Felony	b. Other
1. 17-Under	1	0
2. 18-20	11	8
3. 21-30	18	10
4. 31-40	10	4
5. 41-49	12	5
6. 50-Over	3	1
<b>7. Total</b>	<b>55</b>	<b>28</b>

C. Race and Ethnicity		
	a. Felony	b. Other
1. American Indian	0	0
2. Asian	0	1
3. Black	29	11
4. Hispanic	2	1
5. White	23	15
6. Other	1	0
<b>7. Total</b>	<b>55</b>	<b>28</b>

D. Background at Offense		
	a. Felony	b. Other
1. Employed	25	12
2. High School Grad.	37	20

E. Felony Offense Classification			
1. Class 1	2	4. Class 4	33
2. Class 2	9	5. Other	0
3. Class 3	11	<b>6. Total</b>	<b>55</b>

III. Restitution and Fees Ordered (Active and Administrative)	
A. New Cases Ordered to Pay Restitution	5
B. Total Amount of Restitution Ordered	1857.96
C. Number of New Cases Ordered to Pay Fees	62

IV. Programs Ordered for New Cases (Active and Administrative)	
A. Alcohol Treatment	1
B. Drug Treatment	4
C. Alcohol and Drug Treatment	23
D. Mental Health	3
E. Sex Offender Treatment	0
F. TASC	0

V. Programs Ordered for DUI Cases (Active and Administrative)	
A. DUI Education	0
B. Treatment	0
C. Education and Treatment	4
D. Other (Explain)	0

VI. DUI Assessment Level (Active and Administrative)						
	Level 1	Level 2 Signif.	Level 2 Med	Level 3	None	Total
A. Probation	1	0	1	0	0	1
B. Conditional Discharge	0	0	0	0	0	0
C. Supervision	0	0	0	0	0	0
<b>D. Total</b>	<b>1</b>	<b>0</b>	<b>1</b>	<b>0</b>	<b>0</b>	<b>1</b>

VII.	Home Confinement		Pretrial Release	
	Order During Month	Total End of Month	Order During Month	Total End of Month
A. Electronically Monitored	0	0	0	0
B. Non-electronically Monitored	0	0	0	0
<b>C. Total</b>	<b>0</b>	<b>0</b>	<b>0</b>	<b>0</b>

VIII. Active Caseload						
	Felony	Misd.	DUI	Traffic	Total	
<b>A. Beginning Caseload</b>	1101	359	192	14	1666	
<b>B. Admissions</b>						
1. Probation	55	18	8	2	83	
2. Conditional Discharge	0	0	0	0	0	
3. Supervision	0	0	0	0	0	
<b>4. Subtotal (1+2+3)</b>	<b>55</b>	<b>18</b>	<b>8</b>	<b>2</b>	<b>83</b>	
C. Readmitted Administrative	0	0	0	0	0	
<b>D. Subtotal (A+B4+C)</b>	<b>1156</b>	<b>377</b>	<b>200</b>	<b>16</b>	<b>1749</b>	
<b>E. Cases Dropped</b>						Employed
1. Scheduled Termination	11	8	10	2	31	0
2. Early Termination	1	0	0	0	1	0
3. Absconder/Warrant	4	0	0	0	4	
4. Revoked-Technical	5	2	0	0	7	0
5. Revoked-New Offense	1	0	0	0	1	0
6. Alternate DOC Commitment	1	0	0	0	1	
7. Unsatisfactory Termination	11	5	1	0	17	0
8. Transferred Out	9	1	2	0	12	
9. Other (Explain)	0	0	0	0	0	0
<b>10. Subtotal (add 1 through 9)</b>	<b>43</b>	<b>16</b>	<b>13</b>	<b>2</b>	<b>74</b>	<b>0</b>
<b>F. Total (D-E10)</b>	<b>1113</b>	<b>361</b>	<b>187</b>	<b>14</b>	<b>1675</b>	

IX. Commitments to DOC	
Number	13

X. Interstate Compact Cases	
Number	85

XII. Administrative Caseload	
A. Active	484
B. Inactive	153

XI. Classification of Active Caseload					
	Max	Med	Min	Uncl	Total
A. Felony	47	848	218	40	1113
B. Misdemeanor	18	255	88	17	361
C. DUI		67	120	10	187
D. Traffic			14	1	14
<b>E. Total</b>	<b>65</b>	<b>1170</b>	<b>440</b>	<b>68</b>	<b>1675</b>


XIII. Full PSI's Ordered/Pending			
Number Ordered	23	Number Pending	20

XV. Case Violations Reported		
	Technical	Offense
Violations Reported	48	12

XIV. Investigations Completed					
	Felony	Misd	DUI	Traffic	Total
A. Pre-sentence	25	1	10	0	36
B. Abbreviated PSI	0	0	0	0	0
C. Pretrial Bond Reports	2	0	0	0	2
D. Record Checks	5	1	1	1	8
E. JDP	0	0	0	0	0
F. Other (Explain)	0	0	0	0	0

XVI. Court Action on Violations		
	Technical	Offense
A. No Violations	3	1
B. Violation	5	0
<b>C. Total</b>	<b>8</b>	<b>1</b>

Signature of Approval by Chief/Director



# CHAMPAIGN COUNTY PROBATION AND COURT SERVICES

Joseph J. Gordon  
Director

---

Probation Services  
Courthouse  
101 E. Main  
Urbana, IL 61801  
Phone: (217) 384-3751  
Fax: (217) 384-1264

Detention Services  
400 S. Art Bartell Rd.  
Urbana, IL 61802  
Phone: (217) 384-3780  
Fax: (217) 384-8617

January 7, 2010

To: Administrative Office of the Illinois Courts

From: Champaign County Court Services Department

Re: Monthly Adult Probation Report- December 2009

---

The following is intended to provide explanations for the information contained in the specified categories on the current Monthly Adult Probation Report.

Section V. Programs Ordered for D.U.I. Cases/ Other

Other programs ordered for D.U.I. cases include attendance at a Victim Impact Panel presentation, attendance at AA/NA meetings and/or Public Service Work.

Section VIII. Active Caseload/E.9 Cases Dropped- Other

No cases changed status in the month of December.

Sincerely,



Janet Wells  
Supervisor, Adult Services