

JDC POPULATION REPORT FOR THE MONTH OF JUNE 2008

DATE	MALE	FEMALE	JUV	ADULT	CHAMPAIGN	OTHER	OFFENSE CLASSIFICATION	RELEASES	TOTALS
6/1	22	6	28	0	28	0	25 Felonies/3 Misd.	0	28-0
6/2	23	6	29	0	29	0	1 DOC/25 Felonies/3 Misd.	1	29-1
6/3	21	3	24	0	24	0	1 DOC/21 Felonies/2 Misd.	0	24-0
6/4	23	4	27	0	27	0	1 DOC/22 Felonies/4 Misd.	1	27-1
6/5	22	4	26	0	26	0	1 DOC/21 Felonies/4 Misd.	2	26-2
6/6	19	2	21	0	21	0	1 DOC/17 Felonies/3 Misd.	1	21-1
6/7	15	3	18	0	18	0	14 Felonies/4 Misd.	1	18-1
6/8	16	3	19	0	18	1	1 DOC/14 Felonies/4 Misd.	0	19-0
6/9	17	2	19	0	18	1	1 DOC/15 Felonies/3 Misd.	0	19-0
6/10	17	2	19	0	18	1	1 DOC/15 Felonies/3 Misd.	0	19-0
6/11	17	3	20	0	20	0	15 Felonies/5 Misd.	3	20-3
6/12	15	3	18	0	18	0	1 DOC/12 Felonies/5 Misd.	1	18-1
6/13	17	3	20	0	20	0	2 DOC/13 Felonies/5 Misd.	0	20-0
6/14	17	4	21	0	21	0	2 DOC/14 Felonies/5 Misd.	2	21-2
6/15	18	4	22	0	22	0	2 DOC/15 Felonies/5 Misd.	0	22-0
6/16	20	4	24	0	24	0	2 DOC/16 Felonies/6 Misd.	1	24-1
6/17	16	4	20	0	20	0	14 Felonies/6 Misd.	0	20-0
6/18	15	4	19	0	19	0	13 Felonies/6 Misd.	0	19-0
6/19	16	5	21	0	21	0	15 Felonies/6 Misd.	1	21-1
6/20	16	6	22	0	22	0	15 Felonies/7 Misd.	0	22-0
6/21	15	5	20	0	20	0	14 Felonies/6 Misd.	0	20-0
6/22	15	5	20	0	20	0	14 Felonies/6 Misd.	0	20-0
6/23	17	5	22	0	22	0	14 Felonies/6 Misd.	0	20-0
6/24	17	4	21	0	21	0	15 Felonies/7 Misd.	0	22-0
6/25	17	5	22	0	22	0	14 Felonies/7 Misd.	0	21-0
6/26	17	5	22	0	22	0	14 Felonies/8 Misd.	2	22-2
6/27	18	5	23	0	23	0	14 Felonies/8 Misd.	0	22-0
6/28	18	6	24	0	24	0	14 Felonies/9 Misd.	0	23-0
6/29	18	6	24	0	24	0	14 Felonies/10 Misd.	0	24-0
6/30	17	6	23	0	23	0	14 Felonies/10 Misd.	0	24-0
							14 Felonies/9 Misd.	0	23-0

NOTE: Columns 4 & 5 refer to juvenile or adult Court proceedings; columns 6 & 7 refer to Champaign County cases or other counties being charged to house minors at YDC. Releases refers to minors arrested by police, however released to the parents without being detained at the Center. Totals are minors detained / released for that particular date.

Monthly Juvenile Probation Report

Circuit SIXTH County CHAMPAIGN Month/Year 2008-June Preparer Teresa Zebe

I. Juvenile Court Activity	1. Delinquency	2. Addiction	3. MRAI	4. Truancy	5. Neglect/Abuse	6. Dependant	7. Total
A. Petitions Filed	16	0	0	0	7	0	23
B. Court Action During Month							
1. Petitions Dismissed	13	0	0	0			13
2. Cont. Under Supervision	0	0	0	0			0
3. Adjudication	3	0	0	0			3

II. Criminal Prosecutions	
A. Automatic	0
B. Discretionary	0
C. Total	0

III. Admissions During Month to Active Caseload		
	Formal	Informal
A. Delinquency	3	0
B. Addiction	0	0
C. MRAI	0	0
D. Truancy	0	0
E. Neglect/Abuse	0	0
F. Dependant	0	0
G. Total	3	0

IV. Demographics for Admissions		
A. Sex	Formal	Informal
Male	2	0
Female	1	0
Total	3	0

C. Race/Ethnicity	Formal	Informal
American Indian/Eskimo	0	0
Asian/Pacific Islander	0	0
Black	2	0
Hispanic Origin	1	0
White	0	0
Other	0	0
Total	3	0

V. Intakes Completed	
A. Full Intakes	3
B. Partial Intakes	0
C. Total	3

B. Age	Formal	Informal
12-Under	0	0
13yrs.	0	0
14yrs.	0	0
15yrs.	1	0
16yrs.	2	0
17-over	0	0
Total	3	0

D. Education (Delinquency Only)		
Enrolled in School	Formal	Informal
At Offense	3	0

VII. Court Ordered Programs	
A. Alcohol	0
B. Drug Treatment	0
C. Alcohol & Drug Treatment	2
D. Youth Services Agency	0
E. Mental Health	1
F. Alternative Education	0
G. TASC	0
H. UDIS	0
I. JTPA	0
J. Other (explain)	2

VI. Restitution and fees ordered (Active and Administrative)	
A. New Cases Ordered to Pay Restitution	0
B. Total Amount of Restitution Ordered	0
C. Number of New Cases Ordered to Pay Fees	(3) \$210

VIII. Placements			
	1. In State	2. Out of State	3. Total
A. Number Beginning of Month	7	0	7
B. Ordered Placed During Month			
1. Foster Home	0	0	0
2. Group Home	0	0	0
3. Resid. Treatment	0	0	0
4. With Relative	0	0	0
5. Subtotal	7	0	7
C. Number Removed During Month	0	0	0
D. Total End of Month	7	0	7

IX. Active Caseload

	a. Probation	b. Supervision	c. Cont. Under Sup.	d. Informal	e. Other	f. Total
A. Caseload Beg. of Month	97	5	0	15	0	117
B. New Admissions	3	0	0	0	0	3
C. Re-admitted from Admin	2	0	0	0	0	2
D. Transferred In	3	0	0	0	0	3
E. Subtotal (A+B+C+D)	105	5	0	15	0	125
F. Cases Dropped						
1. Scheduled Termination	4	0	0	3	0	7
2. Early Termination	1	0	0	0	0	1
3. Absconder/Warrant	1	0	0	0	0	1
4. Revoked-Technical	2	0	0	0	0	2
5. Revoked-New Offense	0	0	0	0	0	0
6. Alternate DOC Commit.	0	0	0	0	0	0
7. Unsatisfactory Termination	0	0	0	0	0	0
8. Transferred Out	2	0	0	0	0	2
9. Other (explain)	2	0	0	0	0	2
10. Subtotal (Add 1-9)	12	0	0	3	0	15
G. Caseload End of Month(E-F10)	93	5	0	12	0	110

X. Commitments to DOC

A. Full	5
B. Evaluation	0
C. Habitual Juv. Offender	0
D. Violent Juv. Offender	0
E. Total	5

G. Education

XI. Interstate Compact Cases

Number	1
--------	---

XII. Administrative Caseload

A. Active	5
B. Inactive	10

XIII. Classification of Active Caseload

	a. Max.	b. Med.	c. Min.	d. Unclassified	e. Total
A. Probation	11	70	12	0	93
B. Supervision	0	3	2	0	5
C. Cont. Under Sup.	0	0	0	0	0
D. Informal	0	0	12	0	12
E. Other	0	0	0	0	0
F. Total	11	73	26	0	110

XIV. Investigations

	Completed
A. Social Histories	14
B. Adoption	0
C. Contested Custody	0
D. Suppl. Soc. Hist.	1
E. Intake Screening	0
F. Other (Explain)	14
G. Total	29

XV. Case Violations Reported

	1. Technical	2. New Offense	3. Total
Violations Reported	0	0	0


XVI. Court Actions on Violations

	1. Technical	2. New Offense	3. Total
A. No Violations	0	0	0
B. Violation Found	1	0	1
C. Total Court Action	1	0	1

XVII. Home Detention/Electronic Monitoring

	A. PreAdjud. Home Det.		B. Post Adjud. Home Det.	
	1. Ordered this Month	2. End of Month	1. Ordered this Month	2. End of Month
a. With Elect. Monit.				
b. Without Elect. Monit.	Not	applicable		
c. Total				

Signature Of Approval by Chief/Director



CHAMPAIGN COUNTY PROBATION AND COURT SERVICES

Joseph J. Gordon
Director

Probation Services
Courthouse
101 E. Main
Urbana, IL 61801
Phone: (217) 384-3753
Fax: (217) 384-1264

Detention Services
400 S. Art Bartell Rd.
Urbana, IL 61802
Phone: (217) 384-3780
Fax: (217) 384-8617

July 9, 2008

To Whom It May Concern:

Re: June 2008 STATISTICAL EXPLANATION

Please be advised that the explanation for sections VII-J, IX-e, XIII-E and XIV-F on the May Statistical Form is as follows:

VII- (J): Impulse Control Counseling (1)

 Parenting Classes (1)

IX - (e): No Conditional Discharge cases this month

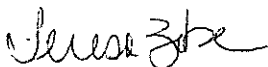
XIII – (E): No Conditional Discharge cases this month

XIV – (F): is as follows:

 Remission Reports 14

Should you have any questions, please do not hesitate to contact me at 217-384-3753.

Respectfully,



Teresa Zebe
Supervisor Juvenile Probation

MONTHLY ADULT PROBATION REPORT

Circuit: 6

Department: Adult

June 2008

Preparer: Janet Wells

I. Intakes Completed During Month			
A. Full	77	B. Partial	13

II. Demographics of Intakes		
A. Sex		
	a. Felony	b. Other
1. Male	30	34
2. Female	15	11
3. Total	45	45

B. Age		
	a. Felony	b. Other
1. 17-Under	2	1
2. 18-20	5	13
3. 21-30	18	13
4. 31-40	8	12
5. 41-49	6	5
6. 50-Over	6	1
7. Total	45	45

C. Race and Ethnicity		
	a. Felony	b. Other
1. American Indian	0	0
2. Asian	0	1
3. Black	24	19
4. Hispanic	5	0
5. White	14	25
6. Other	2	0
7. Total	45	45

D. Background at Offense		
	a. Felony	b. Other
1. Employed	18	23
2. High School Grad.	32	35

E. Felony Offense Classification			
1. Class 1	1	4. Class 4	23
2. Class 2	11	5. Other	0
3. Class 3	10	6. Total	45

III. Restitution and Fees Ordered (Active and Administrative)	
A. New Cases Ordered to Pay Restitution	7
B. Total Amount of Restitution Ordered	11640.63
C. Number of New Cases Ordered to Pay Fees	67

IV. Programs Ordered for New Cases (Active and Administrative)	
A. Alcohol Treatment	3
B. Drug Treatment	5
C. Alcohol and Drug Treatment	35
D. Mental Health	10
E. Sex Offender Treatment	1
F. TASC	1

V. Programs Ordered for DUI Cases (Active and Administrative)	
A. DUI Education	3
B. Treatment	3
C. Education and Treatment	10
D. Other (Explain)	0

VI. DUI Assessment Level (Active and Administrative)						
	Level 1	Level 2 Signif.	Level 2 Med	Level 3	None	Total
A. Probation	2	0	0	0	1	0
B. Conditional Discharge	0	0	0	0	0	0
C. Supervision	0	0	0	0	0	0
D. Total	2	0	0	0	1	0

VII.	Home Confinement		Pretrial Release	
	Order During Month	Total End of Month	Order During Month	Total End of Month
A. Electronically Monitored	0	0	0	0
B. Non-electronically Monitored	0	0	0	0
C. Total	0	0	0	0

VIII. Active Caseload

	Felony	Misd.	DUI	Traffic	Total	
A. Beginning Caseload	1107	435	197	17	1756	
B. Admissions						
1. Probation	47	27	15	2	91	
2. Conditional Discharge	0	0	0	0	0	
3. Supervision	0	0	0	0	0	
4. Subtotal (1+2+3)	47	27	15	2	91	
C. Readmitted Administrative	1	1	0	0	2	
D. Subtotal (A+B4+C)	1155	463	212	19	1849	
E. Cases Dropped						Employed
1. Scheduled Termination	14	6	10	1	31	0
2. Early Termination	1	0	0	0	1	0
3. Absconder/Warrant	1	0	0	0	1	
4. Revoked-Technical	4	0	0	0	4	0
5. Revoked-New Offense	0	1	0	0	1	0
6. Alternate DOC Commitment	1	1	0	0	2	
7. Unsatisfactory Termination	6	3	0	0	9	0
8. Transferred Out	4	7	0	0	11	
9. Other (Explain)	0	1	0	0	1	0
10. Subtotal (add 1 through 9)	31	19	10	1	61	0
F. Total (D-E10)	1124	444	202	18	1788	

XI. Classification of Active Caseload

	Max	Med	Min	Uncl	Total
A. Felony	52	837	235	33	1124
B. Misdemeanor	10	301	133	12	444
C. DUI		93	109	14	202
D. Traffic			18	2	18
E. Total	62	1231	495	61	1788

XIV. Investigations Completed

	Felony	Misd	DUI	Traffic	Total
A. Pre-sentence	31	2	11	1	45
B. Abbreviated PSI	0	0	0	0	0
C. Pretrial Bond Reports	0	0	0	0	0
D. Record Checks	4	3	0	0	7
E. JDP	0	0	0	0	0
F. Other (Explain)	0	0	0	0	0

IX. Commitments to DOC

Number	15
--------	----

X. Interstate Compact Cases

Number	40
--------	----

XII. Administrative Caseload

A. Active	2417
B. Inactive	102

XIII. Full PSI's Ordered/Pending

Number Ordered	37	Number Pending	31
----------------	----	----------------	----

XV. Case Violations Reported

	Technical	Offense
Violations Reported	50	16

XVI. Court Action on Violations

	Technical	Offense
A. No Violations	12	0
B. Violation	5	1
C. Total	17	1

Signature of Approval by Chief/Director



CHAMPAIGN COUNTY PROBATION AND COURT SERVICES

Joseph J. Gordon

Director

Probation Services
Courthouse
101 E. Main
Urbana, IL 61801
Phone: (217) 384-3751
Fax: (217) 384-1264

Detention Services
400 S. Art Bartell Rd.
Urbana, IL 61802
Phone: (217) 384-3780
Fax: (217) 384-8617

July 22, 2008

To: Administrative Office of the Illinois Courts

From: Champaign County Court Services Department

Re: Monthly Adult Probation Report- June 2008

The following is intended to provide explanations for the information contained in the specified categories on the current Monthly Adult Probation Report.

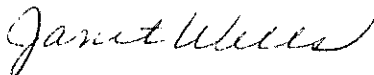
Section V. Programs Ordered for D.U.I. Cases/ Other

Other programs ordered for D.U.I. cases include attendance at a Victim Impact Panel presentation, attendance at AA/NA meetings and/or Public Service Work.

Section VIII. Active Caseload/E.9 Cases Dropped- Other

One misdemeanor case was dropped due to a status change and added as a felony admission.

Sincerely,



Janet Wells
Supervisor, Adult Services

CHAMPAIGN COUNTY PROBATION AND COURT SERVICES

Joseph J. Gordon
Director

Probation Services
Courthouse
101 E. Main
Urbana, IL 61801
Phone: (217) 384-3751
Fax: (217) 384-1264

Detention Services
400 S. Art Bartell Rd.
Urbana, IL 61802
Phone: (217) 384-3780
Fax: (217) 384-8617

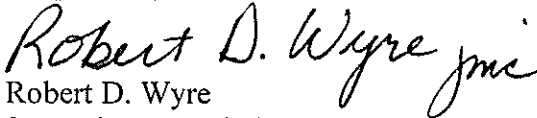
August 28, 2008

Administrative Office of Illinois Courts

Re: PSW Stats June / 2008

We are unable to retrieve PSW stats for June 2008 as we have switched over to a new computer system and the reports function has not been finalized at this time.

Respectfully,

Handwritten signature of Robert D. Wyre in cursive script.

Robert D. Wyre
Supervisor, Specialized Services