CHAMPAIGN COUNTY rpc REGIONAL PLANNING COMMISSION

PLANNING & COMMUNITY DEVELOPMENT
1776 East Washington Street
Urbana, IL 61802

Phone 217.328.3313
Fax 217.328.2426
www.ccrpc.org

Champaign County
Rural Transit Advisory Group (RTAG)
DRAFT Minutes

DATE: Wednesday, August 8th, 2012
PLACE: John Dimit Room, 1776 E. Washington Street, Urbana, IL 61802

Chair: Andy Kulczycki (*RTAG Voting)

Attendee	Organization
Chris Bruns*	The Pavilion
Andy Kulczycki*	Community Service Center of Northern Champaign County
Stan James*	Champaign County Board
Martha Paap*	Provena Center for Healthy Aging
Elaine Palencia*	Disability Advocate
Michelle Ramage*	Thomasboro and Rantoul City School Districts
Rita Morocoima-Black	Champaign County Regional Planning Commission, PCD Director
Eileen Sierra	Champaign County Regional Planning Commission, HSTP Coordinator
Preeti Shankar	Champaign County Regional Planning Commission, Planner
Amy Marchant	CRIS Rural Mass Transit District

Agenda

I. Call to Order – Mr. Kulczycki called the meeting to order at 4:05 p.m.

II. Roll Call – Ms. Sierra called the roll. A quorum was established.

III. Agenda Approval – The agenda was approved (motion James, second Ramage, unanimous).

IV. Approval of Minutes

A. Meeting of May 9th, 2012 **–**Mr. James requested for efficiency that line numbers be continuous page to page moving forward. The minutes were approved (motion James, second Ramage, unanimous).

V. New Business

A. Proposal of Senior Rides Distribution – CRIS

Ms. Marchant reported the Area Agency on Aging (AAA)'s Champaign County funding levels are for approximately 321 rides a month; however, current demand at 600 rides (approximately) a month is outpacing this funding source. Senior rides are currently a suggested donation at half the regular cost of a fare (i.e. fare payment is not required by seniors) and is referred to in the service reports as the Rural Rider (RR) program. Ms. Morocoima-Black pointed out that when the RR program was under CCRPC, the trips were limited to the day of the week, direction traveling within the county, and the number of persons who could fit on one vehicle. Since CRIS took over providing RR program as a rural public transit provider with a larger fleet – the RR program has opened up to a much larger group of seniors

countywide and with more days and hours of service. The RTAG discussed possible solutions to this issue, which included:

- Setting a specific number of trips per registered Rural Rider, then allow seniors in the general public service area ride as a regular 5311 rider for any additional trips over the allotment provided each month. Mr. James provided an example of the kids foundation that he worked with that allowed only three activities per child in order to avoid use of services beyond funding levels.
- Try the same model currently used in Vermilion County that prioritizes certain trips, such as medically necessary trips like dialysis. Then for non-medical/social trips limit the total number of trips permitted per week.
- See if an agency service contract would be possible for Circle of Friends (COF) as their Adult Daycare clients use the Rural Rider funded services the most frequently, every day, outside of the general public transit area (Note outside general public service area runs at a contracted rate of $26). Ms. Sierra noted per the service report data, the highest single Rural Rider in the last month utilized 78 trips. This rider was a COF client. Ms. Sierra also noted that the last service report indicated that out of the total registered 228 Rural Riders, 150 of those seniors were from Rantoul.

B. Service Update: Quarterly & Annual Reports – Ms. Sierra prepared the quarterly report provided in the meeting's handouts. Mr. James recommended the report be printed on a different color then pink. Ms. Marchant reported meeting with Carle Hospital representatives, who described how their Rantoul office was relying on CRIS services for their patient appointments. They noted how valuable the service is to the community. Therefore Ms. Marchant is in the process of negotiating a service contract with Carle Hospital. Originally, Ms. Marchant was planning on moving back the vehicles loaned from Vermilion County - however, given the high demand in Champaign County even with the newly awarded vehicles, CRIS will keep all vehicles in service at this location.

C. Financial Report: Federal (5311) & State (Downstate) Rural Public Transit – Ms. Marchant reported that for the end of the state fiscal year 2012, there was $38,938 revenues, $289,000 downstate spent, and $188,000 federal (Section 5311 Operating) spent.

Ms. Sierra reported meeting with the Champaign County Nursing Home (CCNH) regarding transportation issues and vehicle sharing; however, those discussion have not progressed as the contact is no longer returning emails or voice mails. The advisory group informed Ms. Sierra that Chuck Schuette was no longer was the CCNH administrator. Mr. James recommended talking to Mike Squavito (admin head of the contractor currently running CCNH) or Mary Ellen O'Shaughnessey the Chair of CCNH's Board of Directors.

VI. Old Business

A. Rural Transportation Plan Update – Mr. Ryan McCoy provided a presentation regarding the second phase of the Champaign County Rural Mobility Plan. His presentation included (see PowerPoint):

Phase II of Plan Update: Trip Hotspots

- Mapped trip origins and destinations as documented through CRIS driver logs from November 2011 through all of May 2012.
- Mr. Kulczycki asked for clarification on the displayed map legend. Mr. McCoy stated that the green dots represent trip origins, red dots represent trip destinations.

- CRIS Rider Hotspots for in November 2011: High number of destinations with most frequent addressing receiving over 100+ trips.
- CRIS Rider Hotspots for May 2012: Higher numbers of return trips as origin addresses are more common for this month. Overall the data is similar to November; most origins in Rantoul region of county, most destinations in Champaign-Urbana region.
- Champaign-Urbana top 5 destinations for November 2011 and May 2012 Map: RTAG members noted COF was the highest frequency for both months. Legend explains COF trip frequency was in the range of 63-82 drop-offs in November and 73-90 drop-offs in May.
- CRIS General Public Service Area (Rantoul Township High School District) for both Nov. and May Map: Walmart in Rantoul was #1 destination for both months (Shopping). Other common destinations include Pleasant Acres and Eastlawn Elementary Schools (Employment), Shear Excellence Salon (Personal), Christian Life Church (Personal), and Carle Clinic (Medical).
- Mr. James and Mr. Kulczycki brought up the industrial employment center located in the rural areas that is a high source for employment and possible related transportation. Ms. Sierra noted that CRIS current operating hours may not necessary be conducive to shift hours and that should be looked into.
- Next map displayed CRIS Non-Public Service Area (St. Joseph, Ogden, Homer), which showed an increase in origin trips from November to May, and a higher demand for travel occurring in these areas.

Transit Dependent Populations

Transit Dependent Population map consists of individuals in populations that are unable to drive due to limitations i.e. - physical, financial, legal, self-imposed. Countywide map displayed transit dependent areas for whole region surrounding CRIS service area. Areas with high number of characteristics surround MPO area most because those populations need to be closer to urban centers.

Other Highlights

Overall there is increasing demand of service in the Non-Public Service Regions (St. Joseph, Ogden, Homer) is occurring. St. Joseph features a population falling under High Transit Dependent Characteristics, which is an important factor for the growth of CRIS services. Mr. James suggested reviewing the data for each quarter. CCRPC staff will continue to track CRIS data for other months (i.e. August 2011 - February 2012).

VII. Announcements - RTAG appointments and re-appointments have to be submitted to the Champaign County Board's Committee of the Whole (COW 2) in November. Currently, two seats are open under representation for *Seniors* and *Employment*. Ms. Ramage and Mr. Kulczycki confirmed they were willing to be reappointed. Ms. Ramage recommended Seamus Reilly from Parkland to fill the seat left open by Mr. Jackson.

Ms. Morocoima-Black noted that there is a large volume of senior trips coming from St. Joseph wondering if the committee felt a representative for *Seniors* in that area could be recommended for appointment. Mr. James suggested BJ Hacker, the Mayor of St. Joseph to be appointed if willing. He noted that he would follow up with Mr. Hacker. Ms. Sierra will follow up with the recommended contacts and obtain the necessary paperwork for all press releases, re-appointment and appointments with each member.

VIII. Audience Participation – There was no audience participation.

IX. Adjournment – Meeting was adjourned at 4:20 PM (motion Bruns, second James, unanimous). Next meeting is on November 14th at 4:00 PM in the same room.

CHAMPAIGN COUNTY
rpc
REGIONAL
PLANNING
COMMISSION

PLANNING & COMMUNITY DEVELOPMENT
1776 East Washington Street
Urbana, IL 61802
Phone 217.328.3313
Fax 217.328.2426
www.ccrpc.org

Proposed & Corrected
Rural Transit Advisory Group (RTAG)
2013 Quarterly Meeting Schedule

When: Quarterly, 2nd Wednesday of the Month
Time: 4pm
Location: John Dimit Room

For 2013, RTAG will hold their quarterly meetings at 4:00 PM in the John Dimit Room, Brookens Administrative Center, 1776 E. Washington Street, Urbana, Illinois on the second Wednesday of the Month, these dates include -

Wednesday, February 13, 2013

Wednesday, May 8, 2013

Wednesday, August 14, 2013

Wednesday, November 13, 2013

These meetings are open to the public. All agendas and meeting information can be found here: http://www.co.champaign.il.us/COUNTYBD/2012rtag.htm#rtag. Please contact Eileen Sierra at 217-819-4100 if further information is needed.

Champaign County Regional Planning Commission strives to provide an environment welcoming to all persons regardless of disability, race, gender, or religion. Please call 217-819-4100 to request special accommodations at least 2 business days in advance.

Champaign County Rural Transit Advisory Group (RTAG)

Draft Quarterly Report 11-14-12

Provider: CRIS Rural Transit (CRIS)

FY13 1st Quarter: July 1st – September 30th, 2012

Numbers below can be reconciled as needed (common in rural transit systems). IDOT-DPIT grants operate on IL Fiscal Year (July-June); therefore this RTAG reports cover the last completed quarter.

Trips - In the table below, excluding service contracted service, trip numbers reflect CRIS's provided transportation:

- **Types of Trips** – Total number of trips, broken out and classified on destination per month. A return trip, to pick-up location was classified as the same purpose as the trip preceding it.
  - *Example: If a rider travels to a doctor's office (Trip A), afterwards goes to a grocery store (Trip B) before returning home (Trip C); then the Trip A is medical, Trip B is shopping, and Trip C is shopping as well.*
- **Total Trips** – A trip is one unit of service (i.e. one person starts/ends a ride by entering and exiting a vehicle).
- **Total Days** – Total service days (M - F) that CRIS was operating within a month (***** indicates holiday(s) occurred).
- **Average Trips *Per Day*** – Total trips divided by total days.
- **Services** –
  - **Lift** – Number of trips requiring a lift to be used.
  - **60+** Services - Trips indicate total senior rides provided.

Month	Types of Trips							Total Trips	Total Days	Average Trips	Services	
	Med	Personal	Shopping	Social	Employment	Edu	Misc				Lift	60+
July*	521	284	163	164	247	2	0	**1,381**	**21***	**66**	666	164
Aug	575	416	179	202	306	28	1	**1,707**	**23**	**74**	787	178
Sept*	484	287	74	197	273	75	5	**1,395**	**19***	**73**	664	111

Vehicles – The table below reflects the transit system's capacity:

- **Number of Vehicles** used for transportation services within Champaign County (excluding service contract vehicles);
- **6, 12, & 14 passenger** references number of rider seats per vehicle in service (all vehicle have an ADA lift); and
- **Total Miles** driven by vehicles within a month.

Month	Number of Vehicles			Total Miles
	6 passenger	12 passenger	14 passenger	
July*	2	0	7	**18,430**
Aug	2	0	7.25	**20,699**
Sept*	2	0	8	**18,462**

Total New CRIS Registered Riders = 109 - The table below reflects new registered riders in FY 13's 4th quarter. Residency is based on the provided home address's zip code:

- **5311** – A rider's travel that starts or ends in the rural general public service area.
- **5311D** – A rider with one or more disability, who qualifies for the $2 fare.
- **RR (60+)** – A *Rural Rider* who is 60+ years old, who qualifies for the $2 fare (this program was previously based at CCRPC senior services and applies to all seniors countywide).
- **CCNH** – A rider's travel that starts or ends at the Champaign County Nursing Home.

Areas	New Riders FY13 Q1				Totals Prior Q1	Total Rider To Date
	5311	5311 D	RR (60+)	CCNH		
Gifford	1				**9**	**10**
Ludlow					**6**	**6**
Rantoul	46	7	8		**535**	**596**
Thomasboro	1				**11**	**12**
Armstrong					**1**	**1**
Champaign	1	1			**34**	**36**
Danville					**2**	**2**
Decatur					**1**	**1**
Des Plaines					**1**	**1**
Dewey	1				**3**	**4**
Fisher			2		**9**	**11**
Hillsboro	1				**0**	**1**
Homer			1		**8**	**9**
LeRoy					**4**	**4**
Mahomet	2		3		**17**	**22**
Monticello					**3**	**3**
Oakwood	1	1			**0**	**2**
Ogden					**1**	**1**
Penfield			3		**0**	**3**
Pesotum					**1**	**1**
Philo			1		**2**	**3**
Savoy				1	**2**	**3**
St. Joseph			1		**14**	**15**
Seymour					**1**	**1**
Tolono					**14**	**14**
Urbana	2	1	2	21	**151**	**177**
Totals	**109**				**830**	**939**

Indigo Apartment Service Contract - This is a fixed route University student week-day service contract for provided by CRIS Rural MTD. It does not count towards Champaign's local match, but counts toward the MTD's service area as local match (Vermillion County).

Period	Service Days	Average Trips	# of Vehicles	Total Trips
Aug	5	181	0.25	**906**
Sept*	19*	182	1	**3,462**

-No Service Provided in July.

CHAMPAIGN COUNTY
rpc
REGIONAL
PLANNING
COMMISSION

PLANNING & COMMUNITY DEVELOPMENT
1776 East Washington Street
Urbana, IL 61802

Phone 217.328.3313
Fax 217.328.2426
www.ccrpc.org

Trip Total Chart Update

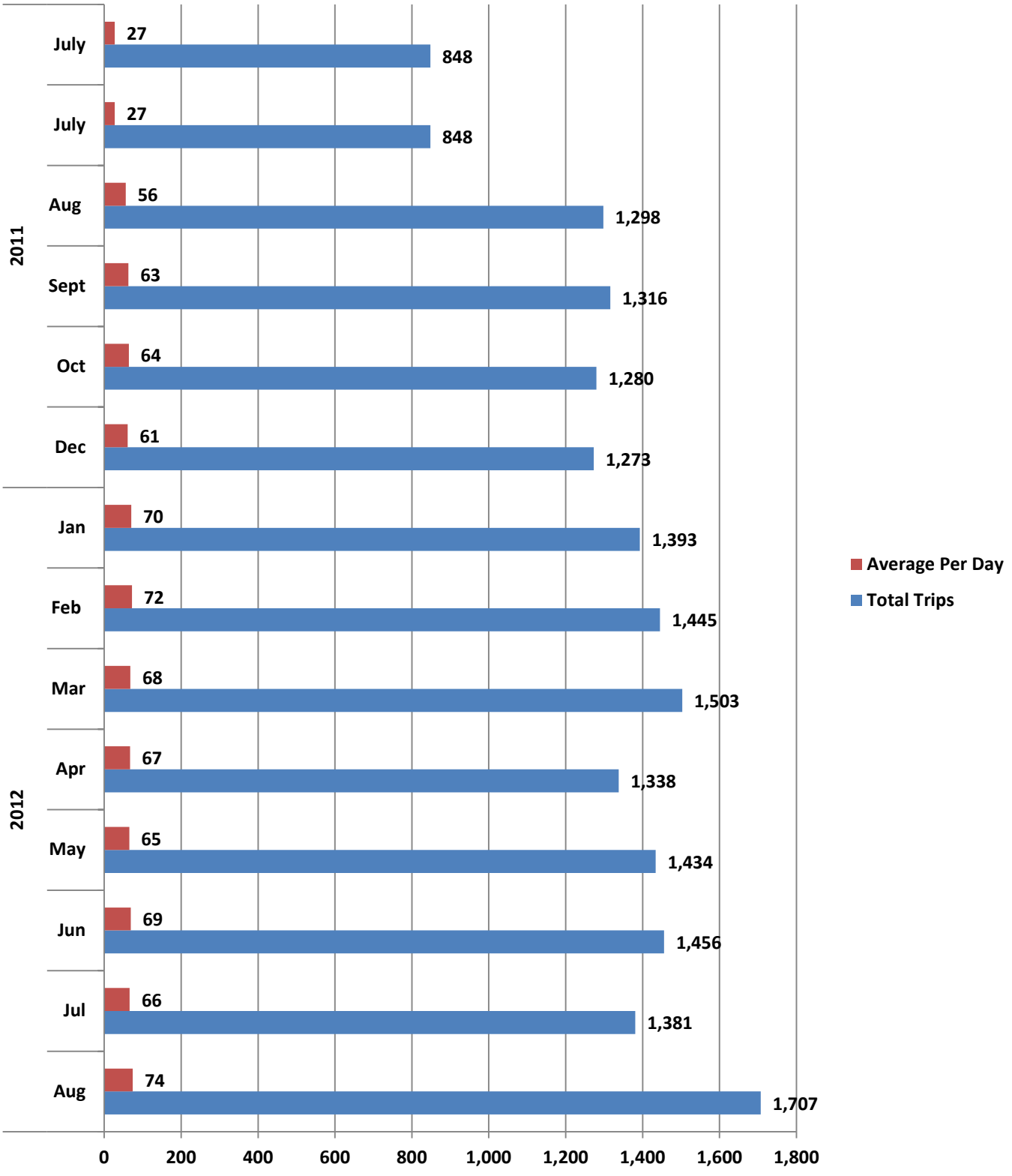

CRIS Rural Mass Transit District
309 N Franklin St., Danville, IL 61832 (217) 443-2999
801 E University Ave., Urbana, IL 61802 (217) 344-4287
www.ruraltransits.org

November 2, 2012

Dear Champaign County Senior PassPort Riders,

Re: Limited ride policy for Champaign County Senior PassPort Riders

You have been participating in a Senior PassPort Rider Transportation Program that has been generously funded by East Central IL Area Agency on Aging (ECIAAA) so that we may provide affordable rides for Older Adults age 60 or over.

This means that you have been able to ride our bus system for the cost of a recommended donation of $2.00 each way. This funding allows us to provide 370 rides to Senior Citizens in Rural Champaign County each month. **We are obligated to prioritize those rides by first offering rides to those that need medical transportation**. In the past, we have had a modest number of ride requests; therefore we have been able to provide rides for almost all reasons and for almost all requests of Senior Citizens age 60 and older.

As a year has gone by, we now receive more requests than we have the ability to grant, so we took this issue to our local RTAG Transportation Advisory Council and funding organization ECIAAA to assist in making recommendations for the necessary changes so that we could help as many riders as possible as well as maintain our **priority** of providing medical rides to Senior Citizens.

Our funder ECIAAA and RTAG Advisory Committee has recommended that from this date forward, we will maintain you as a registered rider with CRIS Rural Mass Transit Senior PassPort Transportation program, but we will not be able to routinely add any new riders to the program. In addition, beginning December 1, 2012, we will be able to provide only a maximum of 4 rides per week (one way equals one ride) to you and other Senior Pass Port Riders, unless your rides are medical rides (for example dialysis and medical appointments). We will schedule no more than 30 days in advance for non-medical rides no more than 60 days in advance for medical rides (rides to and from a doctor's office or routine therapy/medical treatment providers).

If you live in Northern Champaign County, specifically in the Rantoul Township High School District, you qualify for and may choose to ride in the regular CRIS Rural Mass Transit Program when you exceed your maximum of four rides per week. A brochure with a map of our service area and fee schedule is enclosed.

We will continue to assess our ridership numbers, and will let you know if we need to make any further adjustments to our ride policy after we have had the experience of these new ridership policies. We understand how important this service is to you, and we regret any hardship these new rules may cause you and others that ride in the Senior PassPort Transportation program.

As always, we are pleased to answer any question you may have by calling 217-344-4287.

With warmest regards,

Amy S. Marchant
CEO

CC: East Central IL Area Agency on Aging
Champaign IL County Rural Transportation Advisory Group

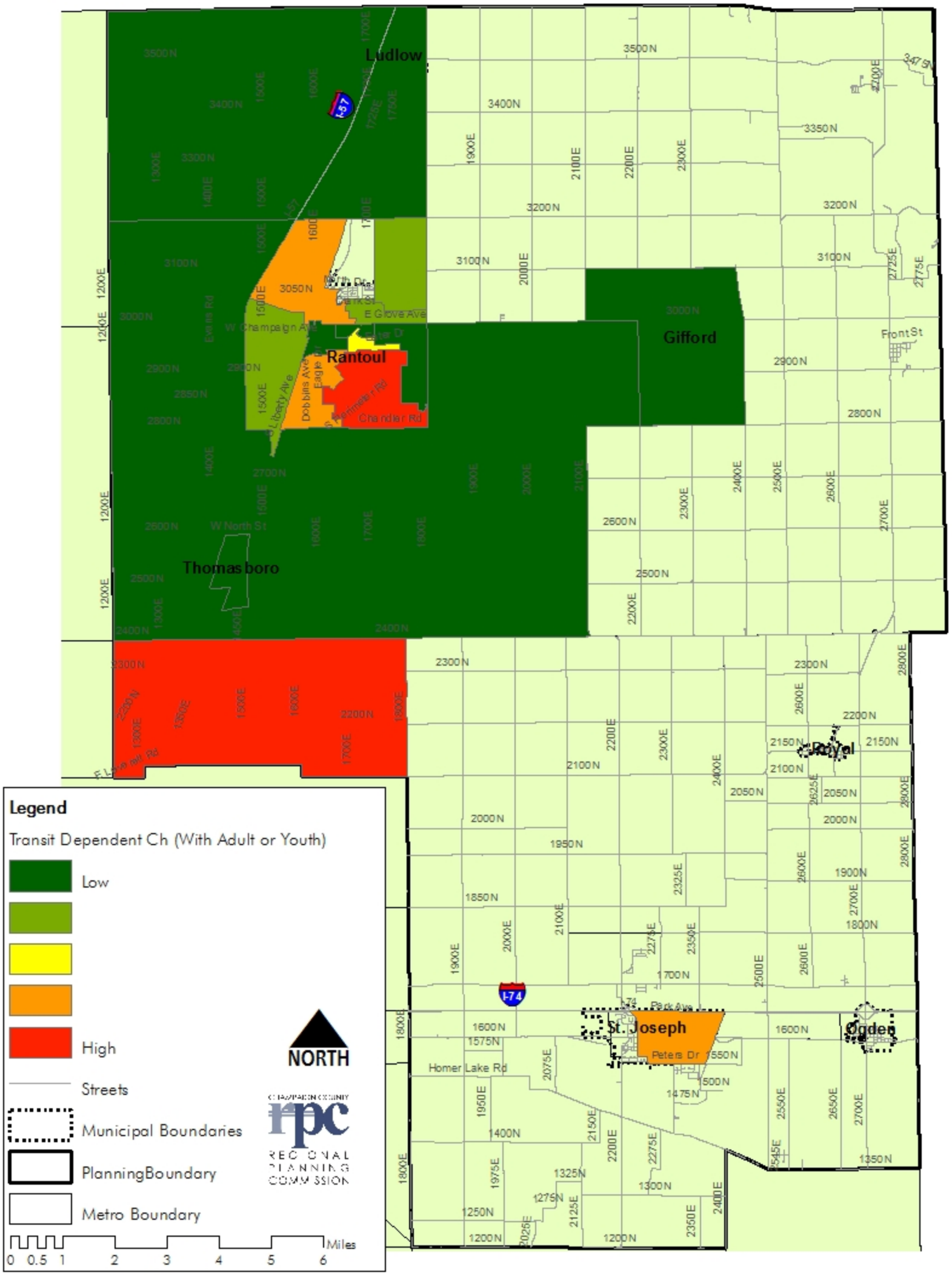
Ludlow
Rantoul
Gifford
Thomasboro
Royal
St. Joseph
Ogden
Legend
Transit Dependent Ch (With Adult or Youth)
Low
High
Streets
Municipal Boundaries
PlanningBoundary
Metro Boundary
NORTH
CHAMPAIGN COUNTY
rpc
REGIONAL PLANNING COMMISSION
0 0.5 1 2 3 4 5 6
Miles

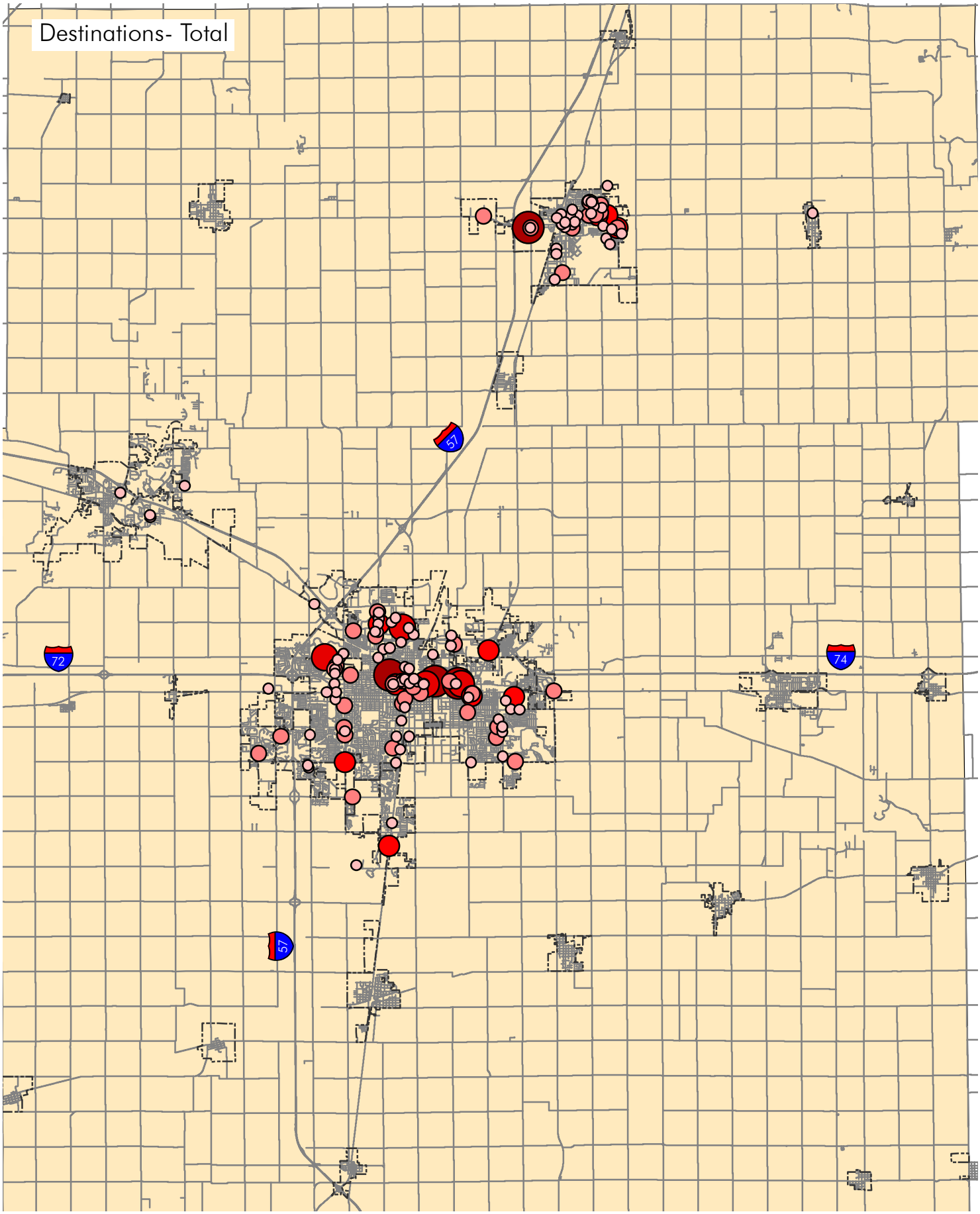

Legend

Destinations

1 - 9

10 - 27

28 - 60

61 - 147

148 - 239

Municipal Boundaries

Streets

NORTH

CHAMPAIGN COUNTY REGIONAL PLANNING COMMISSION

0 1 2 4 6 8 Miles

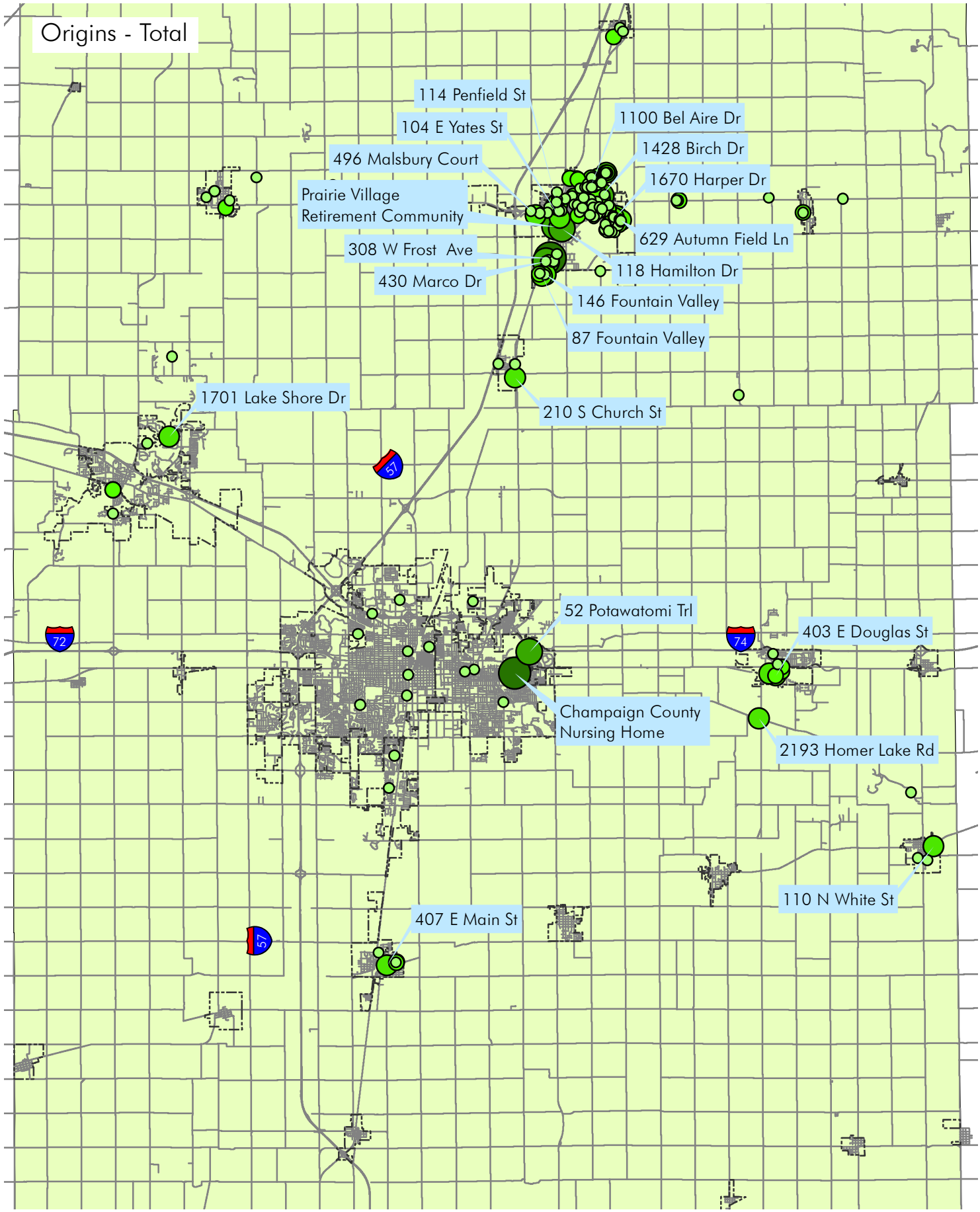

Legend

Origins

1 - 6

7 - 16

17 - 38

39 - 83

84 - 117

Municipal Boundaries

Streets

NORTH

CHAMPAIGN COUNTY REGIONAL PLANNING COMMISSION

0 1 2 4 6 8 Miles

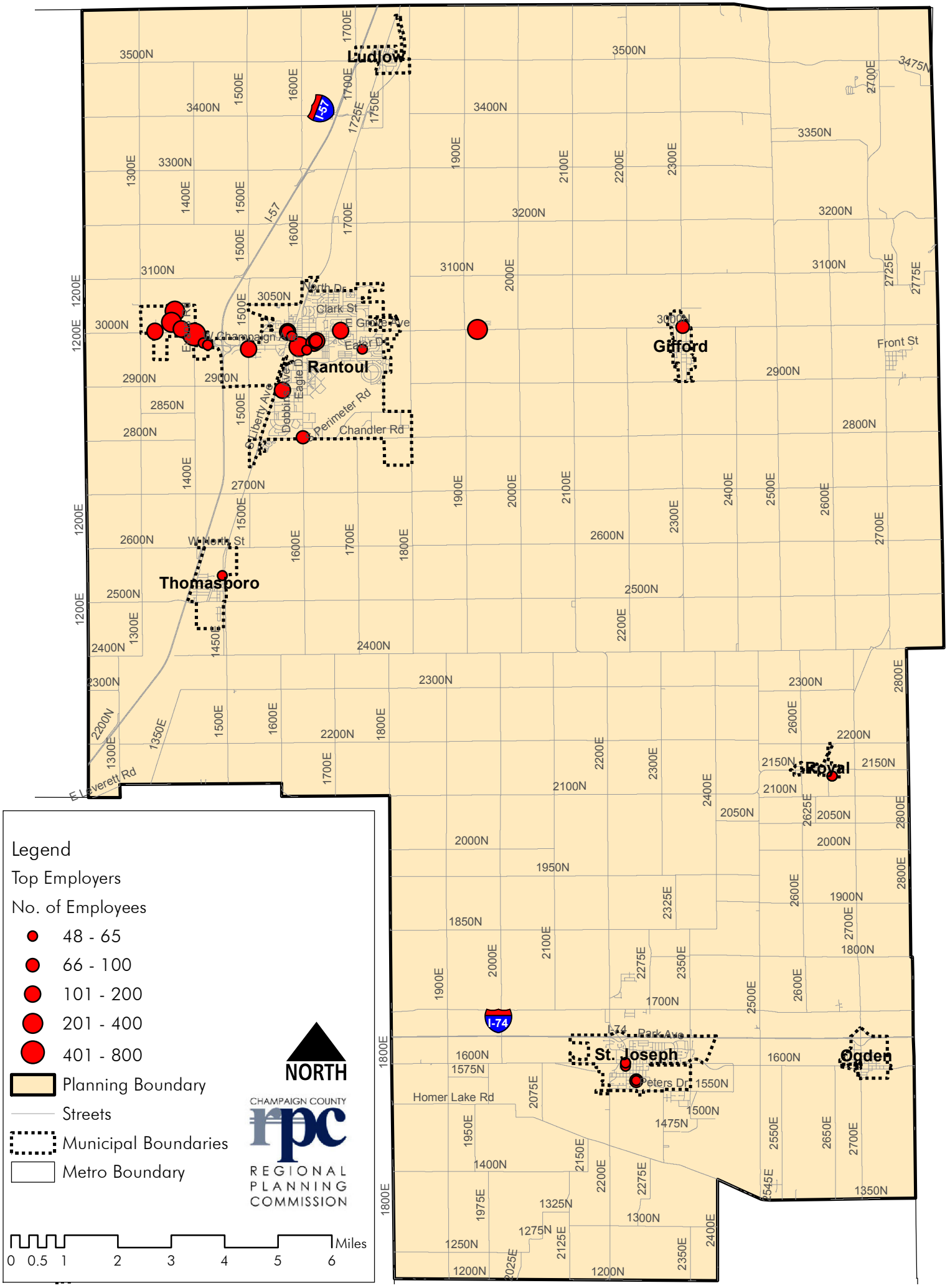
Ludlow
Rantoul
Gifford
Thomasboro
Royal
St. Joseph
Ogden
I-57
I-74
North Dr
Clark St
E Grove Ave
Eater Dr
W Champaign
Eagle Dr
Dobbins Ave
S Liberty Ave
Perimeter Rd
Chandler Rd
W North St
E Leverett Rd
Front St
Park Ave
Peters Dr
Homer Lake Rd
Legend
Top Employers
No. of Employees
48 - 65
66 - 100
101 - 200
201 - 400
401 - 800
Planning Boundary
Streets
Municipal Boundaries
Metro Boundary
NORTH
CHAMPAIGN COUNTY
rpc
REGIONAL PLANNING COMMISSION
0 0.5 1 2 3 4 5 6 Miles