

Champaign County Solid Waste Management Plan 2022 Update

July 1, 2022

Environment and Land Use Committee (ELUC) Members

Eric Thorsland, Chair

Aaron Esry, Vice-Chair

Stephanie Fortado

Mary King

Kyle Patterson

Jacob Paul

Chris Stohr

In consultation with Champaign County Department of Planning and Zoning

John Hall, Director

Project Staff:

Susan Monte, Planner and Recycling Coordinator

Champaign County Department of Planning & Zoning

Champaign County Solid Waste Management Plan 2022 Update

Table of Contents

Section		
	Executive Summary	ES-1
1	Background	1-1
2	Current Plan Implementation Status	2-1
3	Existing Infrastructure Report	3-1
4	Waste Generation Assessment	4-1
5	Proposed Material Management Programs	5-1
	A Materials to Target for Diversion.....	5-1
	B Traditional Material Diversion Efforts:	5-4
	C Organics Materials Diversion Efforts	5-6
	D Non-Traditional Material Diversion Efforts	5-8
	F Waste Disposal Recommendations	5-12
6	Public Education and Outreach	6-1
7	Summary of Recommendations	7-1
Appendices		
A	Minimum Required Provisions for a County Waste Management Plan	
B	County Recycling Program Requirements	
C	1991 Champaign County Solid Waste Management Plan Recommendations	
D	Summary Reports: Residential Electronics Collections Held in Champaign County	
E	Heritage Disposal Summary Report for IEPA-Sponsored One-Day HHW Collection on April 4, 2021	
F	Resident Survey: Waste Reduction, Recycling, Composting and Trash Service	
G	Illinois Solid Waste Disposal and Recycling Model	
H	Detailed Version: US EPA Managing and Transforming Waste Streams Tool	
I	Schedule for Implementing Recommendations	
Tables		
2-1	Progress and Barriers toward Implementing 2017 Update Recommendations	
2-2	Projects at the University of Illinois at Urbana-Champaign MRF	
2-3	Categories of Electronics Items Banned from Illinois Landfills	
3-1	Locations of Waste Disposal Sites Reported as Used by 19 Solid Waste Haulers Operating in Champaign County	
3-2	Interactive Landfill Capacity and Life Expectancy Map, IEPA Region 4, East Central Illinois	
3-3	IEPA Listing of Transfer Stations in IEPA Region 4, East Central Illinois	
5-1	Potential Waste Material Diversion Programs or Policies in Champaign County	
6-1	Public Outreach and Education Resources	
Figures		
1-1	Illinois Waste Management Hierarchy	
3-1	Location Maps of IEPA Region 4 East Central Illinois Operational Landfills	

Champaign County Solid Waste Management Plan 2022 Update

Table of Contents

4-1	Waste Generation Estimates by IEPA Region
4-2	Illinois Solid Waste Disposal and Recycling Model Report for Champaign County: Residential Waste Sector
4-3	Illinois Solid Waste Disposal and Recycling Model Report for Champaign County: Residential and Commercial Combined Waste Sector
5-1	Comparing Year 2009 and Year 2015 Landfilled MSW in Illinois by Material Class
5-2	Households Within 10- and 40-Mile Radius of Central Champaign County

Acronyms

CCES	Champaign County Environmental Stewards
CCSWMP	Champaign County Solid Waste Management Plan
CERA	Consumer Electronics Recycling Act
HHW	Household Hazardous Waste
iCAP	University of Illinois at Urbana-Champaign Illinois Climate Action Plan
IEPA	Illinois Environmental Protection Agency
ISTC	Illinois Sustainable Technology Center
IRA	Illinois Recycling Association
ISWDA	Intergovernmental Solid Waste Disposal Association
LRC	Landscape Recycling Center
MRF	Material Recovery Facility
REC	Residential Electronics Collection
WTS	Waste Transfer Station

Executive Summary

Highlights of the Champaign County Solid Waste Management Plan 2022 Update include:

❖ **Background regarding solid waste management planning in Champaign County**

Section 1 provides the historical context of solid waste management planning in Champaign County, beginning in 1976 to the present. Early cooperative intergovernmental efforts included formation of the Intergovernmental Solid Waste Disposal Association, established in 1986 and developed to implement these goals:

- Develop aggressive recycling efforts, including curbside collection.
- Operate a yard waste reclamation site.
- Explore means of diverting small quantity hazardous waste and household hazardous waste from the waste stream.
- Develop a state-of-the-art regional landfill.
- Pursue resource recovery technologies.

Within a few years, the ISWDA lost its original authority to operate, and its power to implement the goals noted above became severely limited. The ISWDA eventually dissolved in 1998. During this period, it became clear that siting of a landfill in Champaign County would not be supportable, and that flow control restrictions on waste haulers to take their solid waste to a county-operated landfill and transfer station would not be implemented.

Waste hauling services continue to be provided by the private sector in urbanized areas of Champaign County. The larger municipalities in Champaign County have requirements regarding provision of curbside trash and recycling pickup. The Village of Rantoul has a franchise agreement with its waste hauler.

Most early goals have been realized to some extent, although not without certain problems that regularly resurface (e.g., several waste haulers operating the same route areas; lack of funding from landfill tipping fees to support and implement countywide recycling programs.) One early goal not yet addressed adequately is: “Explore means of diverting small quantity hazardous waste and household hazardous waste from the waste stream.”

❖ **Status of recycling in Champaign County**

Sections 2 and 3 note progress and barriers toward implementing the CCSWMP 2017 Update recommendations. Recycling is not mandatory in unincorporated Champaign County, and residents, businesses, and institutions are free to choose whether to participate in a recycling program.

Champaign County covers nearly 1,000 square miles. Many rural residents of Champaign County, especially those in outlying areas away from municipalities, do not have access to a trash or recycling pick-up services. Some of these residents provided their comments in the Resident Survey (see Appendix F), expressing their frustrations. Only one public recycling drop-off station is presently available in Champaign County. Three limited service recycling stations are available specifically to residents of Ogden Township, South Homer Township, and Philo Township.

Notable is that the recycling services available to Champaign County government buildings and employees can be significantly improved. Presently many county employees do not have sufficient guidance, motivation or support to recycle basic office materials such as paper, cardboard, bottles, or cans, or ink printer cartridges.

Section 4 includes information about the estimated ‘capture rate’ of 37% which can be considered an estimated recycling rate, for the Champaign County residential waste sector.

❖ **Provisions regarding new development or expansion of pollution control facilities.**

Section 5 includes recommendations regarding the pollution control facilities to be allowed in Champaign County. Types of pollution control facilities considered as not consistent with the CCSWMP 2022 Update are: landfills and mass burn incinerators or thermal or chemical conversion facilities such as gasification pollution control facilities.

The CCSWMP 2022 Update requires a Host Community Benefit Agreement for a new or expanded waste transfer station (with some exceptions noted) and for a new or expanded waste-to-energy through biological conversion pollution control facility.

❖ **Summary of critical recommendations.**

Section 7 contains a summary of the Champaign County Material Management Goals and Recommended Strategies. Appendix I is a Schedule for Implementing the Recommended Strategies.

High Priority Goals and Recommendations:

T-1	Publicize information about material reduce, reuse, recycle options in Champaign County.
O-3	Review Champaign Ordinances to consider pre-/post-consumer food compost land uses.
NT-1	Support convenient and consistent collection options for household hazardous waste and recycling or residents’ electronics items.
NT-3	Encourage development of improved recycling options for batteries, unwanted medications, pharmaceuticals, and sharps.

Medium Priority Goals and Recommendations:

T-2	Improve trash disposal options and recycling drop-off options for outlying rural residents.
T-3	Support initiatives that discourage the use of single-use plastics.
T-4	Encourage development of separate source glass bottle/container drop-offs or collection services.
O-1	Promote “greenscaping” and home management of leaves, yard trimmings and brush.
O-2	Evaluate Champaign County restrictions on the open burning of landscape waste to encourage composting of leaves and landscape trimmings and brush.
NT-2	Promote increased recycling of construction and demolition debris.

1 Background

Scope of the Champaign County Solid Waste Management Plan 2022 Update

The Champaign County Solid Waste Management Plan (CCSWMP) 2022 Update describes the following:

- Background and context for solid waste management planning in Champaign County.
- Waste generation estimates and diversion activities across all geographic areas of Champaign County, and the status of recycling in Champaign County.
- Proposed material management programs that may have potential benefits to Champaign County residents or businesses.
- Provisions regarding new development or expansion of pollution control facilities.¹ A pollution control facility or new pollution control facility proposed to be located or expanded within incorporated or unincorporated Champaign County must demonstrate that it is consistent with the CCSWMP 2022 Update to receive local siting approval.²
- Solid waste management goals for the next planning period and recommendations.

Solid Waste Management Planning Context

This section describes two key Illinois statutes regarding solid waste management that were passed in the early 1980s:

Illinois Solid Waste Management Act. The Illinois Solid Waste Management Act (415 ILCS 20/1 *et seq.*) passed in 1986 created an early funding source for county solid waste planning and established the Illinois waste management hierarchy, in descending order of preference, as State policy.

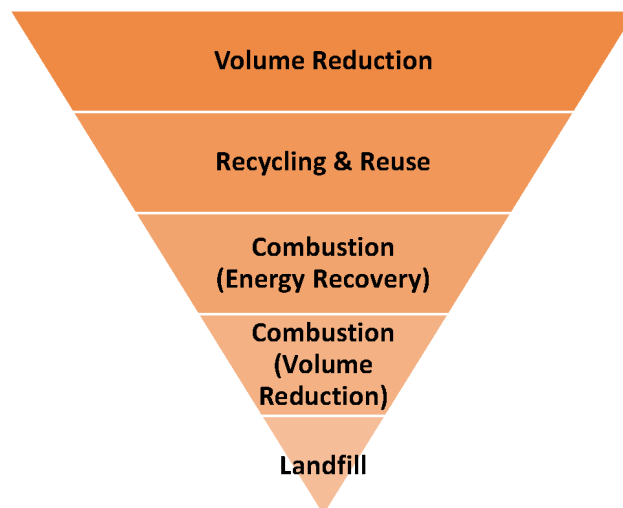


Figure 1. Illinois Waste Management Hierarchy

Solid Waste Planning and Recycling Act. The Solid Waste Planning and Recycling Act (415 ILCS 15/1 *et seq.*) passed in 1988 contained planning requirements for county plans.³ Highlights of Illinois county requirements under this Act are listed below:

- Each county was required to develop, adopt, and implement a municipal solid waste management plan for waste generated within its county, either by 1991, or by 1995. Appendix A lists required provisions for a county waste management plan.
- Each county waste management plan must include a recycling program to implement throughout the county and designed to recycle 25 percent of municipal waste generated in the county. Appendix B lists county recycling program requirements.
- Each county waste management plan needs to be updated and reviewed every five years, and any necessary or appropriate revisions submitted to the IEPA for review and comment.

Early Regional Waste Management Initiatives : City of Champaign, City of Urbana, and Champaign County

Excerpt from “Regional Waste Management – A Success Story”, by Linda Hinsman, *Resource Recycling*, May/June, 1988

“Since 1976, the cities of Champaign and Urbana have, through intergovernmental agreement, operated regional sanitary landfills that serve not only the cities, but Champaign County as well. In 1984, the three entities pooled their resources and formed the Intergovernmental Task Force on Solid Waste Management. Elected officials from each member agency served on the task force which was charged with developing a long-range solid waste management plan for Champaign County.

The Task Force engaged the consulting firm of Gershman, Brickner and Bratton (GBB) to develop a solid waste plan. GBB’s final report in 1986 recommended, among other things, the creation of an implementation organization to move ahead with the technical recommendations.

As a result, the Intergovernmental Solid Waste Disposal Association (ISWDA) was created in 1986. The nine-member board consists of three officials from each political entity. An agreement among the member agencies commits them contractually to a minimum 30-year term to develop and manage solid waste disposal facilities and programs for Champaign County.


By contract, ISWDA is committed to reducing the dependency on landfilling by at least 50 percent by 1992. The goals the association developed are to:

- Develop aggressive recycling efforts, including curbside collection.
- Operate a yard waste reclamation site.
- Explore means of diverting small quantity hazardous waste and household hazardous waste from the waste stream.
- Develop a state-of-the-art regional landfill.
- Pursue resource recovery technologies.






Says Jim Darling, director of Urbana Public Works and co-manager of ISWDA, “The association represents a regional effort that is unprecedented in Illinois.”

Champaign County Solid Waste Management Plan Adopted in 1991

Champaign County adopted the Champaign County Solid Waste Management Plan (CCSWMP) by Champaign County Board Resolution No. 3077 on February 19, 1991.

- [Champaign County Board Resolution No. 3077 on February 19, 1991](#) 

The CCSWMP adopted in 1991 consists of five parts as follows:

- [Part I: Solid Waste Characteristics](#) 
- [Part II: Source Reduction](#) 
- [Part III: Recycling](#) 
- [Part IV: Facilities, Siting Criteria and System Costs](#) 
- [Part V: Compilation of Public Comments and Responses](#) 

Events Following Adoption of CCSWMP in 1991

The Intergovernmental Solid Waste Disposal Association (ISWDA) was the agency formed in 1986 to implement CCSWMP recommendations. ISWDA was comprised of members from Champaign County, the City of Champaign, and the City of Urbana. A key challenge for ISWDA was to develop a consensus between the various local municipalities, the private and non-profit sector, and the larger citizenry of Champaign County regarding implementing CCSWMP recommendations.

Once plans moved forward to centralize authority of Champaign County's solid waste management in the hands of ISWDA, a number of philosophical and practical barriers to ISWDA acting as the implementing agency became apparent. Large projects such as locating, financing and managing the recommended transfer and landfill facilities fostered disagreement and dissension. In addition, initiatives to standardize collection and processing procedures throughout the County through flow control measures met with resistance.


ISWDA proposed actions met with opposition mainly from four stakeholder groups. The farming community in Homer objected to the placement of a landfill in an area that was once farmland. The independent waste haulers who operated in the Urbana-Champaign area formed a Waste Haulers Association in August 1992 and lobbied for the privatization of solid waste management services in the Cities of Champaign and Urbana. The Waste Haulers Association objected to the type of flow control restrictions suggested by ISWDA. These restrictions on where the haulers could take their solid waste were an integral part of the ISWDA plan to pay for the operation of a Champaign County landfill and transfer station. Local municipalities and regional nonprofit corporations raised doubts that ISWDA would operate these facilities as efficiently as would a private and/or nonprofit company.

In the Spring of 1992, after opposition was met from the farming community in Homer, and amidst negotiations with waste haulers to privatize collection of solid waste, the City of Champaign decided to withdraw from ISWDA. Champaign County had already relaxed its support for the inter-jurisdictional agency. The ISWDA lost its original authority and its power to implement aspects of the Solid Waste Management Act became severely limited, and the ISWDA was eventually dissolved in 1998. Consequently, most recommendations from the CCSWMP adopted in 1991 were not implemented.

Appendix C contains the original list of CCSWMP recommendations adopted in 1991. These include both specific and general recommendations directed at Champaign County, the City of Urbana, the City of Champaign and interested parties in the private and non-profit sector.

Five-Year Updates to the Champaign County Solid Waste Management Plan

To date, Champaign County Board has adopted the following 5-year updates to the CCSWMP in 1996, 2002, 2007, 2012 and 2017.

- [5-Year Update to CCSWMP in 1996](#) 
- [10-Year Update to CCSWMP in 2001 Champaign County Board Resolution No. 4497 on January 23, 2002](#) 
- [15-Year Update to CCSWMP in 2007 Champaign County Board Resolution No. 6146 on August 23, 2007](#) 
- [20-Year Update to CCSWMP in 2012 Champaign County Board Resolution No. 8205 on August 23, 2012](#) 
- [25-Year Update to CCSWMP in 2017 Champaign County Board Resolution No. 10161 on November 21, 2017](#) 
-

Existing CCSWMP 2017 Update Recommendations

The CCSWMP 2017 Update contains the following Recommendations and Implementation Schedule:

1. Champaign County will, as resources permit, encourage recycling initiated by municipalities or by private or non-profit groups and encourage education efforts made by such groups.
2. The County will consider using any excess funds from waste hauler licensing to promote recycling efforts.
3. The County will encourage all departments to promote and educate staff on office recycling efforts.
4. The County will monitor, where information exists, County recycling rates and consider programming changes should current rates fall below 20% for non-market related reasons.
5. The County will, as possible, encourage landscape waste recycling efforts.
6. The County will, as possible, encourage countywide monitoring, collection and reporting of recycling rates.
7. The County will, as possible, consider requiring businesses that contract with the County to practice commercial and/or industrial recycling.
8. The County will, as possible, encourage volume-based collection fees.

1. A "pollution control facility" or "new pollution control facility" is any facility defined as such in the Illinois Environmental Protection Act (415 ILCS 5/3 et seq.) and includes landfills, transfer stations, and facilities requesting to store, dispose of, or transfer, or incinerate, municipal solid waste or special or hazardous waste.
2. Pollution control facilities must meet the following criterion (415 ILCS 5/39.2(a)(viii)) to be granted local siting approval (along with 8 other criteria):

"If the facility is to be located in a county where the county board has adopted a solid waste management plan consistent with the planning requirements of the Local Solid Waste Disposal Act or the Solid Waste Planning and Recycling Act, the facility is consistent with that plan; for purposes of this criterion (viii), the "solid waste management plan" means the plan that is in effect as of the date the application for siting approval is filed."

This criterion clarifies that recommendations and requirements applicable to pollution control facilities that may have existed in the CCSWMP adopted in 1991, or in subsequent CCSWMP Updates are superseded by the recommendations contained within the CCSWMP 2022 Plan Update.

3. As a result of these laws, during the 1980's and early 1990's, 101 of Illinois' 102 counties developed and adopted solid waste management plans. Illinois counties applied for and used planning grants from the IEPA that covered 70% of the costs of developing the plans. Most county plans were developed with the assistance of consultants and had to be completed by 1991 (counties with a population of 100,000 or more), or by 1995 (counties with a population of less than 100,000).

2 Current Plan Implementation Status

Review of Progress on Recommendations from Current CCSWMP 2017 Update

The CCSWMP 2017 contains eight recommendations, referenced in Section 1. Table 2-1 contains a review of progress toward implementing each recommendation and indicates barriers to progress where appropriate.

Table 2-1. Progress and Barriers toward Implementing 2017 Update Recommendations

1	<i>Champaign County will, as resources permit, encourage recycling initiated by municipalities or by private or non-profit groups and encourage education efforts made by such groups.</i>	
	Progress:	<p>Over the years, the County Solid Waste Management fund has served as a source of limited financial support, e.g., as matching grant funds, for various grant applications, such as the annual Illinois American Water Environmental Grant Program application submitted by the County Recycling Coordinator.</p> <p>In recent years, the County Solid Waste Management Fund has made contributions available upon request to the nonprofit organization Champaign County Environmental Stewards (CCES). To date, County Solid Waste Management funds contributed to CCES, upon request, have been used as follows:</p> <ul style="list-style-type: none"> • To provide annual support to CCES to maintain an information website serving Champaign County residents. The CCES website is maintained to serve as a useful resource that contains comprehensive and timely information about community collection events and local options for recycling and reuse of unwanted items. • To apply for various grant opportunities available to a nonprofit organization for recycling collection efforts. In this way, CCES used the modest County Solid Waste Management fund contributions as support for grants received for residential battery collection boxes, and as support for a pre-consumer commercial food scrap collection program in partnership with the Landscape Recycling Center in Urbana. • To supplement funds contributed by other local agencies to CCES to commission the <i>Feasibility Study: Household Hazardous Waste Collection Fixed Facility Serving Champaign County nearby Counties in 2021</i>.
	Barriers:	<p>In recent years, the maximum total amount available from the County Solid Waste Management fund for contributions to a requesting nonprofit organization has not exceeded \$3,000 annually.</p>

Table 2-1 Continued

2	<i>The County will consider using any excess funds from waste hauler licensing to promote recycling efforts.</i>	
	Progress:	In 2019, the County adjusted the waste hauler vehicle licensing fee amount to disallow a built-in discount for waste haulers utilizing a greater number of waste hauler vehicles. This amended ordinance resulted in increased waste hauler vehicle license fee revenue and a more equitable waste hauler vehicle fee structure. Even so, the balance of the County’s Solid Waste Management fund continues to steadily decline.
	Barriers:	No federal or state grants for improving reuse or recycle or landfill diversion efforts by local governments in Illinois have been available to request for several years.
3	<i>The County will encourage all departments to promote and educate staff on office recycling efforts.</i>	
	Progress:	<p>Since 2017, the County Recycling Coordinator has coordinated the collection of toner and ink cartridges, collaborating with the County maintenance staff at Brookens Administrative Center.</p> <p>Over the years, only a portion of the staff of County Department have voluntarily participated in recycling of paper, cardboard, plastics, and glass.</p>
	Barriers:	The time and resource limitations of the Champaign County Recycling Coordinator have not yet allowed for additional work toward this effort. There is not a County policy that County staff participate while at work in recycling of non-contaminated materials accepted by the County vendor for recycling (namely, paper, cardboard, plastics, and glass.)
4	<i>The County will monitor, where information exists, County recycling rates and consider programming changes should current rates fall below 20% for non-market related reasons.</i>	
	Progress:	None
	Barriers:	The County Waste Hauler Fee Ordinance does not include reporting requirements. The time and resource limitations of the Champaign County Recycling Coordinator have not yet allowed for additional work toward this effort.
5	<i>The County will, as possible, encourage landscape waste recycling efforts.¹</i>	
	Progress:	Limited progress. The County Solid Waste Management fund provides annual support to CCES, upon request, to maintain the CCES website, which promotes the regularly held leaf and brush collections held seasonally throughout Champaign County.

Table 2-1 Continued

	Barriers:	The time and resource limitations of the Champaign County Recycling Coordinator have not yet allowed for additional work toward this effort.
6	<i>The County will, as possible, encourage countywide monitoring, collection and reporting of recycling rates.</i>	
	Progress:	None
	Barriers:	The time and resource limitations of the Champaign County Recycling Coordinator have not yet allowed for additional work toward this effort.
7	<i>The County will, as possible, consider requiring businesses that contract with the County to practice commercial and/or industrial recycling.</i>	
	Progress:	None
	Barriers:	The time and resource limitations of the Champaign County Recycling Coordinator have not yet allowed for additional work toward this effort.
8	<i>The County will, as possible, encourage volume-based collection fees.</i>	
	Progress:	None
	Barriers:	The time and resource limitations of the Champaign County Recycling Coordinator have not yet allowed for additional work toward this effort.

Summary of Current Recycling Programs and Diversion Activities

Recycling is not mandatory in unincorporated Champaign County, and residents, businesses, and institutions are free to choose whether to recycle or participate in a recycling program.

Recycling programs within the County have been established at the University of Illinois at Urbana-Champaign, and within the City of Urbana and City of Champaign. Curbside recycling service is available to residents of the centrally located and largest municipalities within the County: Champaign, Urbana, Savoy, and Rantoul.

The City of Champaign requires local haulers to provide curbside recycling pickup service to city residents and the City of Urbana contracts with a vendor to provide curbside and multifamily recycling collection services to its residents. The Village of Rantoul has a franchise agreement with a waste hauler and requires curbside recycling be provided for an extra charge. In other communities within the County, private haulers may elect to provide recycling services to residents for an additional charge.

Since 2019 Champaign County has provided annual support to the nonprofit organization Champaign County Environmental Stewards (CCES) to maintain a comprehensive information webpage regarding local recycling options, previously posted on the Champaign County Reduce Reuse Recycle webpage. The CCES 'Recycle/Reuse' webpage at <https://www.ccenvstew.com/recycle-and-reuse-materials/> contains listings of known local reduce/reuse/recycling options available to County residents.

A description of recycling programs in various Champaign County communities and at the University of Illinois Urbana-Champaign campus follows.

City of Champaign

The City strongly supports recycling and encourages all citizens to take part in waste reduction. Citizens may take part by participating in the City's single-family curbside recycling program or the City's multifamily recycling program, "Feed the Thing."

City ordinances provide for curbside recycling to all citizens who live in a single to four-plex residence. This service is provided by the waste hauler who is required to provide recycling as part of basic service and must accept a long list of recyclable materials, which was increased on January 1, 2017. Haulers must provide curbside collection of recyclables at least once a week and cannot count materials toward the "per container cost" of service.

In December, 2010, the City of Champaign began the "Feed the Thing" recycling program for multifamily properties. This program serves buildings with five or more units (condos, co-ops, and apartments) and all shared housing, which includes fraternities, sororities, and other shared living arrangements. The City provides blue "Feed the Thing" 95-gallon containers for all such properties.

Since August 2011, the City of Champaign has partnered with local non-profit agencies to encourage students to donate any unwanted items that can be resold or reused at Dump and Run collections. Drop-off locations are designated, or the students can arrange for a scheduled pick-up. Additionally, the City of Champaign hosts a Cardboard Dumpster Event for "Feed the Thing" during move in/out. The goal of the event is to provide students living in multifamily buildings, fraternities, sororities, and Private Certified housing the opportunity to properly dispose of cardboard that doesn't fit in the "Feed the Thing" carts. This helps reduce the amount of materials entering the waste stream.

The City Environmental Sustainability Specialist maintains the recycling webpage at <https://champaignil.gov/public-works/recycling/> so residents are provided with the most up-to-date information about recycling and recycling events. Additionally, the City maintains a website for the multifamily recycling program <https://champaignil.gov/public-works/recycling/feed-the-thing/>.

City of Urbana

The City of Urbana offers two recycling programs for residents: a residential curbside recycling program and multifamily recycling program.

Urbana's residential curbside recycling program, U-CYCLE, began in 1986 and was one of the first citywide recycling programs offered in Illinois. Urbana's residential recycling program provides service to all residents in single-family through fourplex dwellings. The program serves an estimated 18,000 residents throughout the city.

The City of Urbana's U-Cycle program expanded in 1999 when recycling was offered to all residents in apartment buildings, dormitories, fraternities/sororities, rooming houses and condominiums. The multifamily program now serves buildings with five or more dwelling

units. The multifamily U-Cycle recycling program serves an estimated 15,000 residents in Urbana. Because of these programs, every resident in the City of Urbana has an opportunity to recycle.

Since 2011, the City of Urbana has required local waste haulers to provide recycling service to its commercial customers.

University of Illinois at Urbana-Champaign

The University's Material Recovery Facility (MRF) opened for business in 1997. The MRF collects solid waste from campus facilities and allows the campus to capture certain recyclable materials that formerly ended up in a landfill and to market those at a profit as feasible. At present, the MRF recycles cardboard, paper, plastics, and metal, but not glass.

The Illinois Climate Action Plan (ICAP) Portal website for the University of Illinois at Urbana-Champaign refers to the MRF as the Waste Transfer Station (WTS). Table 2-2 describes current MRF projects.

Table 2-2. Projects at the University of Illinois at Urbana-Champaign MRF

Indoor Bin Update	This project will improve the recycling process in buildings around campus by encouraging sustainable actions and improving the layout of waste and recycling bins within these buildings. Facilities & Services collaborated with ISTC to make an "Indoor Solid Waste and Recycling Collection Assessment". This assessment determined that the type and layout of collection containers in buildings across campus should be standardized. An update would enable them to be co-located and allow for greater infrastructure consistency. https://icap.sustainability.illinois.edu/project/indoor-bin-update
Increase Recycling Rates	The 2015 iCAP, chapter 6, objective 2, is "Reduce municipal solid waste (MSW) going to landfills. This involves reducing nondurable goods purchases, effectively reusing materials, and recycling. In the latter category, campus will increase the diversion rate of MSW to 45% by FY20, 60% by FY25, and 80% by FY35, while also increasing the total diversion rate to 90% by FY20 and 95% by FY25. https://icap.sustainability.illinois.edu/project/increase-recycling-rates
Increase Recycling through the WTS	The University has a long history of reducing landfill waste. For many years, campus has utilized the reduce, reuse, recycle practice. University Surplus handles the majority of reuse for physical inventory. F&S Waste Management handles the majority of recycling and oversees the management of waste going to the landfill. https://icap.sustainability.illinois.edu/project/increase-recycling-through-wts

Source: *iCAP Portal, Illinois Climate Action Plan (iCAP), University of Illinois at Urbana-Champaign*, <https://icap.sustainability.illinois.edu/content/waste-transfer-station>

Community Recycling Drop-Off Sites

In the 1990's Champaign County had access to limited grant opportunities for potential resources to support local recycling drop sites to collect plastics, glass, and metal food and beverage containers. In 1993, the County applied for and received a Hometown Assistance Grant to establish public recycling drop-off sites in six communities within the County including: Homer, Ogden, Philo, Tolono, Sidney, and St. Joseph. During 1994-1995, funds from this Grant were subsequently used by the County to establish additional recycling drop-off sites in the communities of Thomasboro, Gifford, and Fisher. The County used an estimated \$22,000 in grant funds to offset the start-up costs such as fencing, collection containers and signage. Due to increased popularity of the drop-off sites, continued instances of illegal dumping occurring at the sites, and increased operational costs to hosting municipalities and townships, all but three of these smaller community public recycling drop-off sites were closed. Only three community recycling drop-off sites remain in operation today:

- 1) The Village of Ogden and Ogden Township jointly fund a recycling drop-off site in the Village of Ogden. A private waste hauler is paid monthly to service the Ogden drop-off site.
- 2) The Village of Homer and South Homer Township jointly fund a recycling drop-off site in the Village of Homer. A private waste hauler is paid monthly to service the Homer recycling drop-off site.
- 3) The Village of Philo and Philo Township jointly fund a recycling drop-off site in the Village of Philo, which is serviced by a private waste hauler.

Illini Recycling Public Recycling Drop-Off Center

Illini Recycling, a private waste hauler and recycling company, has operated a free 24-hour public drop off recycling site, located at 420 Paul Avenue in Champaign. The Recycling Drop-Off Center accepts only the following items: cardboard, magazines, newspaper, office paper, #1-#7 plastic bottles, tin food cans, aluminum cans, and aluminum foil/pans. No commingled materials or "mixed paper" is accepted. Items must be separated. There is a container for newspaper, magazines/catalogs, and a separate container for office paper/junk-mail. Plastic bottles #1-#7 can be placed in the same container, but that is separate from the one for tin and aluminum cans.

The Illini Recycling Public Recycling Drop Off Center does not accept glass of any kind. The Illini Recycling Public Drop Off Center does not accept garbage, Styrofoam, plastic grocery bags, plastic toys or plastic items not marked with the recycling symbol.

Landscape Recycling Center

The Landscape Recycling Center (LRC) is a city-owned enterprise that accepts local organic yard waste and debris. Over 100,000 cubic yards of waste are diverted from landfills annually and recycled into high quality organic mulch and compost that can be purchased in bulk or by the gallon. LRC is a community resource for citizens and businesses with landscape mulch or landscape waste needs. The LRC requires a tipping fee for disposal costs based on the type of material and the quantity of waste. The

collected fees are the only funding source for all the expenses of operating the facility.

Materials accepted by the LRC include trees, shrubs, bulk wood, leaves, grass clippings, brush, plant cuttings, sod, woodchips, and clean soil. The LRC sells processed materials (such as fertile mulch and composts) to both the public and to private firms.

Community Collection Events

Residential Electronics Collections

Beginning in 2007, a coalition of local area government recycling coordinators for Champaign County, the Cities of Champaign and Urbana, and Village of Savoy got together to pool resources to provide information more efficiently and consistently to the public regarding the importance of recycling electronics and to jointly promote and support a series of one-day drop-off electronics collection events. Presently these events are referred to as “Residential Electronics Collections” and are held twice a year.

Illinois adopted a landfill ban on many electronic devices beginning on January 1, 2012, banning the 17 categories electronic devices from Illinois landfills listed in Table 2-3.

Table 2-3 Categories of Electronics Items Banned from Illinois Landfills

<ul style="list-style-type: none"> • Computers • Computer monitors • Televisions • Printers • Electronic keyboards • Facsimile machines • Videocassette recorders • Portable digital music players • Digital video disc players 	<ul style="list-style-type: none"> • Electronic mice • Scanners • Digital converter boxes • Cable receivers • Satellite receivers • Digital video disc recorders • Small-scale servers • Video games consoles
--	---

The Illinois adoption of the Consumer Electronics Recycling Act (CERA) in 2017 allowed for each Illinois county to opt-in to participate in the state manufacturer-funded program administered by IEPA.² The CERA state manufacturer-funded program allows that Champaign County may choose to hold up to four separate residential electronics collection events or to operate one program collection facility in Champaign County for collection of residents’ unwanted electronics items banned from Illinois landfills.

Under the CERA program, the County is responsible to cover operating costs for these options. Under CERA, all other recycling and transportation costs are covered by the electronics manufacturers doing retail business in Illinois. Champaign County collaborates with the City of Urbana, the City of Champaign and the Village of Savoy to share the costs to operate the CERA Residential Electronics Collections (REC) held in Champaign County at Parkland College Parking Lot M-4 twice a year. To further recoup operational costs for REC events held, each year the Champaign County Recycling Coordinator invites each village in Champaign County to provide a modest contribution (based on current population estimates) to also allow residents of each respective village to participate in planned REC events.

Operational costs include hiring of a qualified and capable electronics recycler as a Collector under the CERA program, and related incidental costs of holding one-day collections in a parking lot. Champaign County has entered into an agreement with Parkland College which has agreed to serve as host site for the twice annual Residential Electronics events for several years. Appendix D contains the most recent summary reports regarding REC events held during 2021, and of REC events held since 2017, noting trends observed in electronics collected, and participation results.

IEPA-Sponsored One-Day Household Hazardous Waste Collections

Since IEPA One-Day HHW Collection events were initiated in 1989 and through 2020, the element of uncertainty about the collection schedule was a key shortcoming of the program. Residents never knew, from year to year, if the Champaign County application for an IEPA-sponsored One-Day HHW Collection would be selected or not.

In September 2020, the IEPA selected Champaign County as one of a limited number of “hub locations” in the state where IEPA will sponsor a One-Day Household Hazardous Waste (HHW) Collection each year. Appendix E contains a summary of collection results from the IEPA-Sponsored One-Day Household Hazardous Waste Collection held in April, 2021.

“Hub Location” Implications for Champaign County and Nearby Residents.

Now, as a designated “hub location” to receive an annual IEPA-sponsored One-Day HHW Collection, Champaign County and areawide residents can expect the consistency of knowing that at least once a year there will be an IEPA-Sponsored One-Day HHW Collection held at a central Champaign County location. Organizers can plan for a similar collection event date each year (e.g., 2nd Saturday each April).

Standard Waste Diversion and Waste Generation Reporting Metrics

The existing target set by Solid Waste Planning and Recycling Act is that each County Recycling Program should be designed to recycle 25% of the solid municipal waste generated within its boundaries.

Champaign County has no ordinance that requires waste haulers operating within the County to provide estimates of solid waste collected and diverted from landfills, or to report the amounts of recyclable materials collected from residents or commercial entities. Since the complete dissolution of ISWDA, Champaign County has lacked the staff and funding resources to conduct its own needs assessment with measurement estimates.

As an affordable option to provide requested waste diversion and waste generation estimates, the CCSWMP 2022 Update utilizes reporting metrics that are based on a default rate of waste generation and diversion rates developed based on population characteristics. Section 4 of the CCSWMP 2022 Update includes reporting metrics based on the Illinois Solid Waste Disposal and Recycling Model, published by the Illinois Recycling Association (IRA) in 2017. The model is available online at the IRA at <https://illinoisrecycles.org/documents>.

2 Current Plan Implementation Status

1. Current protocol is to avoid the use of “waste” and to use other words such as “trimmings” or “brush” instead.
2. Consumer Electronics Recycling Act (415 ILCS 151/et seq.,), effective 8/25/2017.

3 Existing Infrastructure Report

Existing Landfills Utilized by Waste Haulers Operating in Champaign County

Waste haulers operating in Champaign County that have received waste hauler vehicle licenses report on which landfills they utilize for solid waste disposal. In 2022, reports were received from 19 solid waste haulers that operate in Champaign County. Table 3-1 summarizes the locations of all waste disposal sites used by these solid waste haulers.

Table 3-1. Locations of Waste Disposal Sites Reported as Used by 19 Solid Waste Haulers Operating in Champaign County

1	Cinton Landfill #3
2	Henson Disposal & Recycling
3	Republic Transfer Station ¹
4	Clinton Landfill #3, Republic Transfer Station ¹ , and Henson Disposal & Recycling
5	Brickyard Disposal & Recycling Inc. Landfill, Republic Transfer Station ¹
6	Clinton Landfill #3, Henson Disposal & Recycling, Midwest Fiber in Normal
7	Republic Transfer Station ¹ , Brickyard Disposal & Recycling Inc. Landfill, Clinton Landfill #3
8	Brickyard Disposal & Recycling Inc. Landfill
9	Henson Disposal & Recycling
10	Republic Transfer Station ¹ , Urbana Landscape Recycling Center
11	Clinton Landfill #3
12	Clinton Landfill #3, Republic Transfer Station ¹ , Henson Disposal & Recycling
13	Republic Transfer Station ¹
14	Republic Transfer Station ¹
15	Midwest Fiber in Normal
16	Brickyard Disposal & Recycling Inc. Landfill, Republic Transfer Station ¹
17	Brickyard Disposal & Recycling Inc. Landfill, Republic Transfer Station ¹
18	Henson Disposal & Recycling
19	Valley View Landfill Inc.

Table 3-1 Note

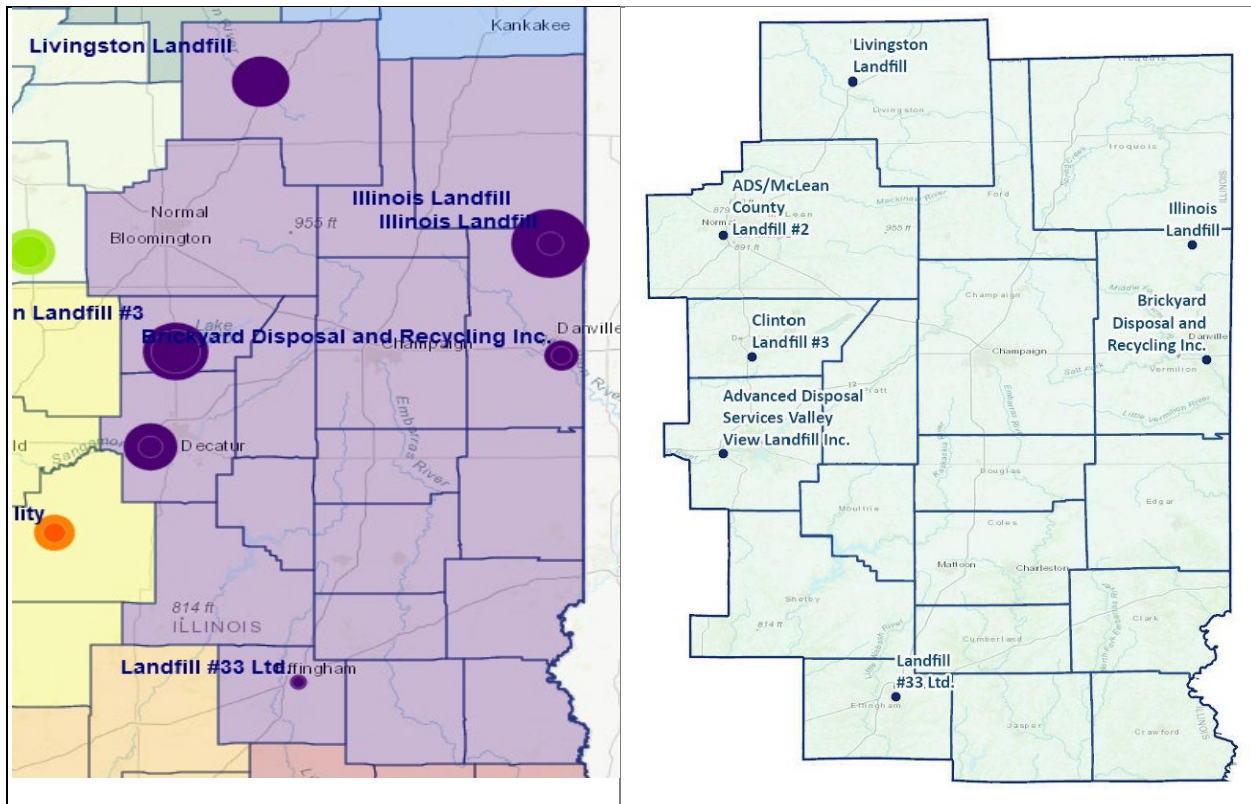
1. Republic Transfer Station is commonly referred to as “Urbana Transfer Station”

Table 3-1 illustrates that the 19 waste haulers operating in Champaign County report that they may utilize one or more of a mix of landfill or transfer station or recycling facility disposal sites.

Based on these reports, and as illustrated in Figure 3-1, only three of the six operational landfills located in IEPA Region 4 are being utilized by Champaign County licensed solid waste haulers operating in Champaign County:

- Clinton Landfill #3
- Brickyard Disposal & Recycling Inc Landfill
- Valley View Landfill

Figure 3-1 Location Maps of IEPA Region 4 East Central Illinois Operational Landfills



Source: IEPA 2019 Landfill Capacity Report webpage, Interactive Landfill Capacity and Life Expectancy Map Report Interactive Map, <https://www.arcgis.com/apps/webappviewer/index.html?id=b94e36a2ef1f4a6f80e6ae5b8945da20>

Summary Table 3-2 is the IEPA 'Interactive Landfill Capacity and Life Expectancy Map' for IEPA Region 4 East Central Illinois. This table includes capacity and life expectancy estimates for each of the six operational landfills in IEPA Region 4. The three landfills used by reporting Champaign County licensed solid waste haulers are highlighted in Table 3-2.

Table 3-2. Interactive Landfill Capacity and Life Expectancy Map, IEPA Region 4, East Central Illinois

Landfill	Capacity (cubic yds)	Disposal Volume (cubic yds)	Average Disposal (5 yr) ¹	Life Expectancy (yrs)
Advanced Disposal Services Valley View Landfill Inc	17,707,125	568,300	539,475	31
Brickyard Disposal and Recycling Inc.	11,371,703	689,585	689,605	17
Clinton Landfill #3	55,230,467	1,369,028	1,073,993	51
Illinois Landfill	20,160,580	105,235	104,071	194
Landfill #33 Ltd.	972,012	305,506	272,251	3
Livingston Landfill	69,254,530	2,877,159.00	3,525,376	20
Six Landfills Total	174,696,417	5,914,813	6,204,771	28.16

Table 3-3 Note

1. Average Disposal (five-year) data and regional totals are from IEPA Landfill Report data as of January 1, 2020.

A general trend noted by IEPA is that in Illinois, although the number of landfills has decreased over the years, the total capacity has increased as existing landfills have expanded. Statewide, the current IEPA estimate is that landfills in Illinois still have 1,232.4 million gate cubic yards of available capacity, enough space to last Illinois residents for about 24 years.

Disposing waste in landfills is one part of an integrated waste management system. As noted in Section 1, landfilling is the least preferred option of the waste management hierarchy in Illinois.

Transfer Stations Located in Champaign County

Waste transfer stations are facilities where municipal solid waste is unloaded from collection vehicles and briefly held while it is reloaded onto larger long-distance transport vehicles for shipment to landfills or other treatment or disposal facilities. By combining the loads of several individual waste collection trucks into a single shipment, companies or communities can save money on the labor and operating costs of transporting the waste to a distant disposal site... and reduce the total number of vehicular trips traveling to and from the disposal site. Although waste transfer stations help reduce the impacts of trucks traveling to and from the disposal site, they can cause an increase in traffic in the immediate area where they are located. If not properly sited, designed and operated they can cause problems for residents living near them. (Excerpt from US EPA webpage "Transfer Stations")

<https://archive.epa.gov/epawaste/nonhaz/municipal/web/html/transfer.html>

Table 3-3 is an IEPA listing of Transfer Stations in IEPA Region 4, East Central Illinois. The list highlights two transfer stations for solid waste located within Champaign County.

Table 3-3. IEPA Listing of Transfer Stations in IEPA Region 4, East Central Illinois

Champaign County	Waste Transfer & Material Recovery Facility, 10 E St Mary's Rd, Champaign
	Central Waste Services, 915 Saline Ct/Urbana Transfer Station, 921 Saline Ct, Urbana ¹
	Safety Kleen Corp, 500 W. Anthony Dr, Urbana
Piatt County	Monticello Transfer Station, 904 Allerton Rd, Monticello
Macon County	Macon County Composting LSW Transfer Station, 3520 N Bearsdale Rd, Decatur
DeWitt County	Clinton Transfer Station, Rt 51, Clinton
McLean County	Veolia ES Solid Waste Midwest LLC, 6351 W State St, Charleston
	Bloomington Transfer Station, 2112 W Washington St, Bloomington
Edgar County	Paris Transfer Station, 12783 E 950th Rd, Paris
Effingham County	Effingham County Transfer Station, 2184 N 300th St, Mason
Shelby County	Shelbyville Transfer Station, 615 W Main St, Shelbyville
	Evergreen AES Environmental Services, 1000 S 1 st St, Shelbyville
Moultrie County	D&B Waste Transfer Station, RR 3 Route 121 West, Sullivan

Table 3-1 Note

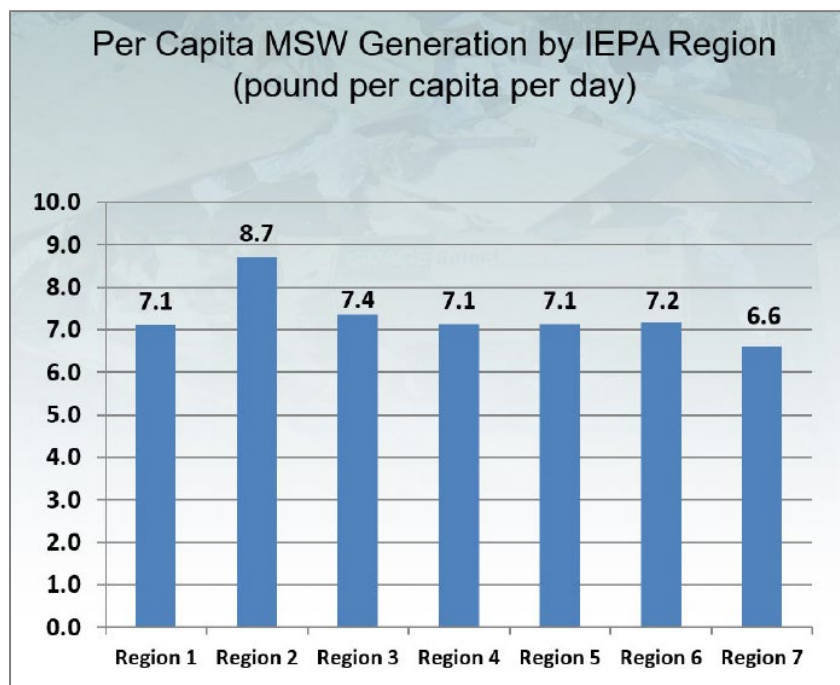
1. This transfer station is commonly referred to as the “Republic Transfer Station” or the “Urbana Transfer Station.”

4 Waste Generation Assessment

Estimated Per Capita MSW Generation

Champaign County is located in IEPA Region 4. As of 2014, the estimated rate of municipal solid waste (MSW) generation in IEPA Region 4 is 7.1 pounds per capita per day, as shown in Figure 4-1.

Figure 4-1. Waste Generation Estimates by IEPA Region



Source: *Illinois Commodity/Waste Generation and Characterization Study Update*, March 30, 2015, p. 2, <https://www.illinoisrecycles.org/wp-content/uploads/2014/10/2015-Waste-Characterization-Update-FINAL.pdf>.

Standard Waste Diversion and Waste Generation Reporting Metrics

The existing target set by Solid Waste Planning and Recycling Act is that each County Recycling Program should be designed to recycle 25% of the solid municipal waste generated within its boundaries.

Reporting metrics for Champaign County are from the Illinois Solid Waste Disposal and Recycling Model, published by the Illinois Recycling Association (IRA) in 2017. The model is available online at the IRA at <https://illinoisrecycles.org/documents>.

The model presents estimates of the tons disposed and recycled by the community, for 54 material categories. The user can choose to have the model describe either the Residential, the Industrial/Commercial/Institutional (ICI) waste stream or describe the combined Residential and ICI waste stream.

Two separate Illinois Solid Waste Disposal and Recycling Model Reports are provided. Figure 4-2 is the Illinois Solid Waste Disposal and Recycling Model Report for Champaign County: Residential

Waste Sector. Figure 4-3 is the Illinois Solid Waste Disposal and Recycling Model Report for Champaign County: Residential and Commercial Combined Waste Sector.

Appendix G contains the Material List referenced in the Illinois Solid Waste Disposal and Recycling Model Reports. The Material List is based on Waste Generation and Composition Data from the 2015 Illinois Commodity/Waste Generation and Characterization Study Update.¹

Continued on Next Page

Illinois Solid Waste Disposal and Recycling Model Report¹

Champaign County: Residential Waste Sector

Material Material Class Category	Estimate d Generati on (tons)	Estimat ed Recover y (ton s)	Estimated Disposal (tons)	Capture Rate
Paper	22,345	8,639	13,706	39%
Newsprint	2,701	1,136	1,564	42%
High Grade Office Paper	1,476	835	641	57%
Magazines/Catalogs	1,842	796	1,046	43%
Uncoated OCC/Kraft	6,523	3,522	3,001	54%
Boxboard	2,864	1,017	1,847	36%
Mixed Paper - Recyclable	2,968	725	2,243	24%
Compostable Paper	3,394	505	2,890	15%
Other Paper	577	103	474	18%
Beverage Containers	188	70	118	37%
Milk & Juice Cartons/Boxes - Coated	188	70	118	37%
Plastic	12,098	2,144	9,954	18%
#1 PET Bottles/Jars	917	127	790	14%
#1 Other PET Containers	373	95	278	25%
#2 HDPE Bottles/Jars - Clear	481	215	266	45%
#2 HDPE Bottles/Jars - Color	543	214	329	39%
#2 Other HDPE Containers	40	13	27	33%
#6 Exp. Polystyrene Packaging	741	134	607	18%
#3-#7 Other - All	725	115	610	16%
Other Rigid Plastic Products	2,482	702	1,780	28%
Grocery & Merchandise Bags	721	0	721	0%
Trash Bags	1,154	197	956	17%
Commercial & Industrial Film	159	0	159	0%
Other Film	2,341	331	2,010	14%
Other Plastic	1,422	0	1,422	0%
Glass	4,288	1,400	2,887	33%
Recyclable Glass Bottles & Jars Flat Glass	3,868	1,374	2,494	36%
Other Glass	326	0	326	0%
	94	27	67	29%
Metal	5,428	2,640	2,788	49%
Aluminum Beverage Containers	830	416	413	50%
Other Aluminum	469	202	268	43%
Ferrous Containers (Tin Cans)	1,201	641	560	53%
Other Ferrous	1,977	1,106	870	56%
Other Non-Ferrous	161	23	137	14%
Other Metal	791	251	540	32%

Prepared 5/2/2022, Page 1 of 2

Figure 4-2. Illinois Solid Waste Disposal and Recycling Model Report for Champaign County: Residential Waste Sector

Figure 4-2. Continued

Champaign County: Residential Waste Sector

Illinois Solid Waste Disposal and Recycling Model Report ¹

Material Class	Material Type	Estimated Generation (tons)	Estimated Recovery (tons)	Estimated Disposal (tons)	Capture Rate
Organics		32,145	7,967	24,178	25%
	Yard Waste - Compostable	8,884	5,106	3,778	57%
	Yard Waste - Woody	846	530	317	63%
	Food Scraps	15,835	1,510	14,326	10%
	Bottom Fines & Dirt	1,038	0	1,038	0%
	Diapers	2,529	285	2,245	11%
	Other Organic	3,012	537	2,475	18%
Inorganics		10,004	6,315	3,689	63%
	Televisions	0	0	0	
	Computer Monitors	148	72	77	48%
	Computer Equipment/Peripherals	357	192	165	54%
	Electronic Equipment	989	494	494	50%
	White Goods - Refrigerated	534	534	0	100%
	White Goods - Not refrigerated	1,045	770	275	74%
	Lead-acid Batteries	938	938	0	100%
	Other Household Batteries	312	15	297	5%
	Tires	1,828	1,683	145	92%
	Household Bulky Items	3,836	1,612	2,224	42%
	Fluorescent Lights/Ballasts	16	4	12	24%
Textiles		6,157	1,592	4,565	26%
	Carpet	1,377	312	1,064	23%
	Carpet Padding	344	38	306	11%
	Clothing	2,922	1,135	1,787	39%
	Other Textiles	1,515	106	1,409	7%
Household Hazardous Waste		1,047	638	410	61%
	Household Hazardous Waste	1,047	638	410	61%
Construction and Demolition Debris		16,801	9,694	7,107	58%
	Construction and Demolition Debris (C&D)	16,801	9,694	7,107	58%
Total		110,501	41,100	69,401	37%

Prepared 5/2/2022, Page 2 of 2

Figure 4-2. Illinois Solid Waste Disposal and Recycling Model Report for Champaign County: Residential Waste Sector

Champaign County: Residential and Commercial Combined Waste Sector

Illinois Solid Waste Disposal and Recycling Model Report¹

Material Class	Material Category	Estimated Generation (tons)	Estimated Recovery (tons)	Estimated Disposal (tons)	Capture Rate
Paper		66,958	29,304	37,655	44%
	Newsprint	5,183	2,181	3,002	42%
	High Grade Office Paper	4,862	2,752	2,111	57%
	Magazines/Catalogs	2,975	1,286	1,690	43%
	Uncoated OCC/Kraft	34,125	18,424	15,701	54%
	Boxboard	5,594	1,987	3,607	36%
	Mixed Paper - Recyclable	5,455	1,333	4,122	24%
	Compostable Paper	7,489	1,113	6,375	15%
	Other Paper	1,275	228	1,046	18%
Beverage Containers		522	195	326	37%
	Milk & Juice Cartons/Boxes - Coated	522	195	326	37%
Plastic		30,892	4,978	25,914	16%
	#1 PET Bottles/Jars	2,058	285	1,773	14%
	#1 Other PET Containers	583	149	435	25%
	#2 HDPE Bottles/Jars - Clear	1,044	467	577	45%
	#2 HDPE Bottles/Jars - Color	965	380	585	39%
	#2 Other HDPE Containers	70	23	47	33%
	#6 Exp. Polystyrene Packaging	1,886	341	1,545	18%
	#3-#7 Other - All	1,346	214	1,132	16%
	Other Rigid Plastic Products	5,941	1,681	4,260	28%
	Grocery & Merchandise Bags	1,176	0	1,176	0%
	Trash Bags	3,430	586	2,843	17%
	Commercial & Industrial Film	3,301	0	3,301	0%
	Other Film	6,020	852	5,168	14%
	Other Plastic	3,072	0	3,072	0%
Glass		8,796	2,706	6,090	31%
	Recyclable Glass Bottles & Jars	6,983	2,480	4,503	36%
	Flat Glass	1,023	0	1,023	0%
	Other Glass	791	226	565	29%
Metal		12,606	6,011	6,594	48%
	Aluminum Beverage Containers	1,577	791	786	50%
	Other Aluminum	894	384	510	43%
	Ferrous Containers (Tin Cans)	2,340	1,250	1,090	53%
	Other Ferrous	5,247	2,937	2,310	56%
	Other Non-Ferrous	921	133	788	14%
	Other Metal	1,627	516	1,110	32%

Prepared 4/27/2022, Page 1 of 2

Figure 4-3. Illinois Solid Waste Disposal and Recycling Model Report for Champaign County: Residential and Commercial Combined Waste Sector

Figure 4-3. Continued

Champaign County: Residential and Commercial Combined Waste Sector

Illinois Solid Waste Disposal and Recycling Model Report ¹

Material Class	Material Type	Estimated Generation (tons)	Estimated Recovery (tons)	Estimated Disposal (tons)	Capture Rate
Organics		59,500	12,697	46,803	21%
	Yard Waste - Compostable	12,055	6,929	5,126	57%
	Yard Waste - Woody	2,377	1,488	889	63%
	Food Scraps	32,323	3,082	29,241	10%
	Bottom Fines & Dirt	4,629	1	4,627	0%
	Diapers	3,801	428	3,373	11%
	Other Organic	4,315	769	3,546	18%
Inorganics		17,954	11,546	6,408	64%
	Televisions	510	391	119	77%
	Computer Monitors	321	155	166	48%
	Computer Equipment/Peripherals	723	388	335	54%
	Electronic Equipment	1,488	744	744	50%
	White Goods - Refrigerated	1,064	1,064	0	100%
	White Goods - Not refrigerated	2,369	1,746	623	74%
	Lead-acid Batteries	1,868	1,868	0	100%
	Other Household Batteries	443	22	421	5%
	Tires	2,645	2,435	210	92%
	Household Bulky Items	6,472	2,720	3,752	42%
	Fluorescent Lights/Ballasts	50	12	38	24%
Textiles		10,422	2,609	7,812	25%
	Carpet	2,512	570	1,942	23%
	Carpet Padding	683	76	607	11%
	Clothing	4,575	1,777	2,797	39%
	Other Textiles	2,653	186	2,466	7%
Household Hazardous Waste		2,759	1,680	1,079	61%
	Household Hazardous Waste	2,759	1,680	1,079	61%
Construction and Demolition Debris		61,042	35,222	25,820	58%
	Construction and Demolition Debris (C&D)	61,042	35,222	25,820	58%
Total		271,450	106,949	164,501	39%

Prepared 4/27/2022, Page 2 of 2

Figure 4-3. Illinois Solid Waste Disposal and Recycling Model Report for Champaign County: Residential and Commercial Combined Waste Sector

Continued on Next Page

Section 4 Note

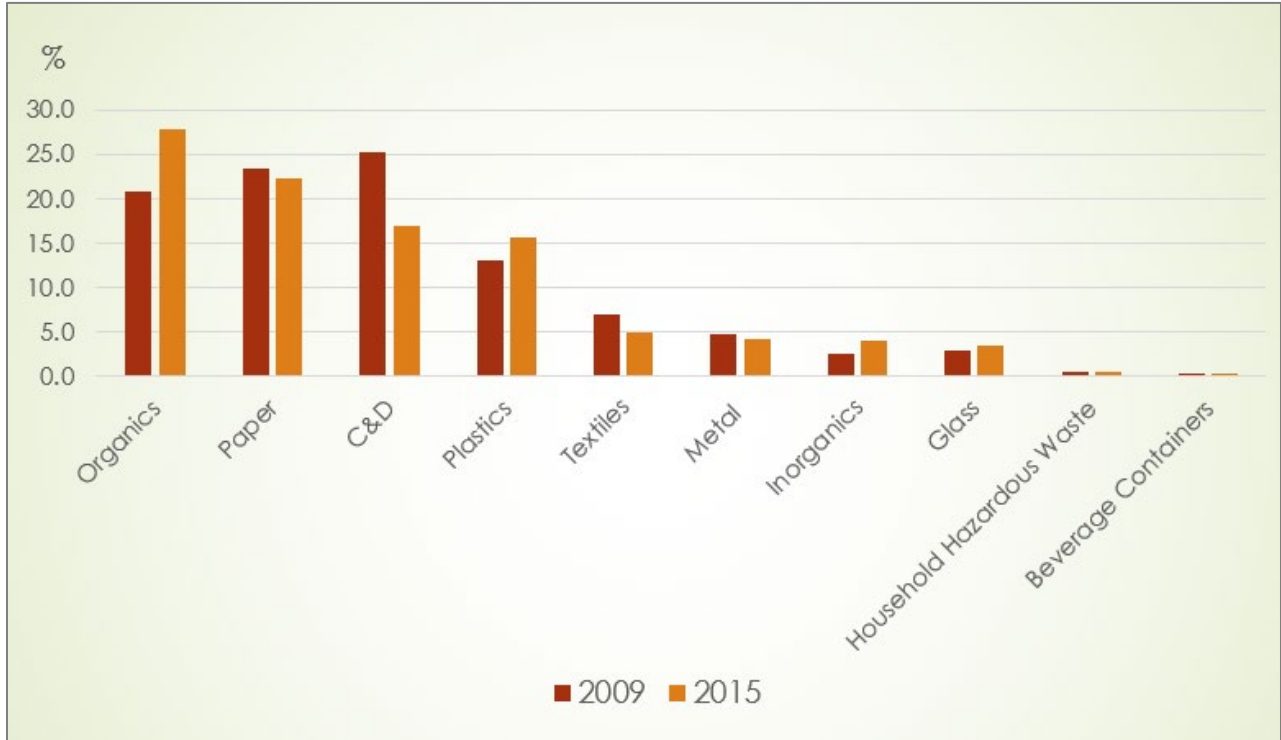
1. *Illinois Commodity/Waste Generation and Characterization Study Update*, dated March 30, 2015, p. 2., accessed at the Illinois Recycling Association website, <https://illinoisrecycles.org/documents/>.

Proposed Material Management Programs

Materials to Target for Diversion

The CCSWMP Update 2022 notes the waste characterization study data trends apparent based on the Illinois Commodity/Waste Generation and Characterization Study, from 2009 and 2015. Notable trends in Figure 5-1 are the increasing amounts of organics materials, plastics, and glass bottles/glass containers found in Illinois landfills.

Figure 5-1. Comparing Year 2009 and Year 2015 Landfilled MSW in Illinois by Material Class



Source: Illinois Commodity/Waste Generation and Characterization Study, May 22, 2009, and Illinois Commodity/Waste Generation and Characterization Study Update, March 30, 2015

The CCSWMP Update 2022 utilized the US EPA “Managing and Transforming Waste Tool” as a means to access ideas for potential waste **material diversion programs or policies** to consider for possible implementation in Champaign County. This Tool was accessed and customized to include the following filters:

- Diversion Potential: All
- Upstream Impacts: All
- Local Authority: Low
- Receptivity: Med/Easy
- Staff Knowledge: Med/Low
- Community Led Initiatives: Easy

Running the US EPA “Managing and Transforming Waste Tool” with the above settings resulted in the selected 18 entries shown in Table 5-1.

Table 5-1. Potential Waste Material Diversion Programs or Policies in Champaign County

#	Policy or Program	Description
22	Retailer Take-back (voluntary) <i>Sector: ICI</i> <i>Material or Product Group: Electronics, HHW, Hard to Recycle</i>	Encourage businesses to take back products and associated packaging, especially items that are toxic in their manufacture, use, or disposal that are not currently reusable, recyclable or compostable locally.
27	Recycled Content Buying Cooperative <i>Sector: ICI</i> <i>Material or Product Group: Paper, Plastics, Glass, Metals, Various</i>	Encourage local buying cooperatives or other coordinated approaches for private sector businesses and organizations to procure recycled content products.
32	Zero Waste Private Venues & Events <i>Sector: ICI</i> <i>Material or Product Group: Paper, Plastics, Glass, Metals, Organics</i>	Promote setting of zero waste goals to owners/operators of private venues, e.g., sports stadiums, hotel conferences. Provide training and technical assistance to event coordinators for implementation of zero waste action plans.
36	Backyard/ Neighborhood Composting <i>Sectors: Residential, ICI</i> <i>Material or Product Group: Organics</i>	Encourage and provide incentives for homes, neighborhoods, schools and businesses to set up a bin for composting food and yard waste. (Considered a source reduction activity with upstream impacts.)
51	Food Waste Outreach & Prevention (vendors) <i>Sector: ICI</i> <i>Material or Product Group: Organics, Paper, Plastics</i>	Conduct outreach to grocery stores, restaurants, school cafeterias and other food service vendors on opportunities and practices to prevent food waste, as well as to reduce disposable food ware packaging.
54	Paper Reduction at Offices <i>Sector: ICI</i> <i>Material or Product Group: Paper</i>	Conduct outreach on Paperless Office strategies.
55	Best Practices Training <i>Sector: ICI</i> <i>Material or Product Group: Paper, Plastics, Metals, Glass, Organics</i>	Conduct training, e.g., site visits, walk-through audits, distribution of displays and signs to increase rates of recycling and/or composting at facilities.
56	Extended Producer Responsibility (legislation) <i>Sector: ICI</i> <i>Material or Product Group: HHW, Hard to Handle, Electronics, Various</i>	Advocate for Producer Responsibility legislation and programs, e.g., through participating in Product Stewardship Councils and/or adopting local resolutions.

5 Proposed Material Management Programs

59	Retail Reuse Promotions <i>Sector: ICI</i> <i>Material or Product Group: Textiles, Hard-to-Handle, Various</i>	Encourage retail store "bargain basements" for sale of used clothes and other goods at discounted prices.
60	Reuse Business Network <i>Sector: ICI</i> <i>Material or Product Group: Various</i>	Develop a network of local businesses to repair, refurbish, market, and sell used products. Examples and Resources
61	Rental Business Promotions <i>Sector: ICI</i> <i>Material or Product Group: Various</i>	Help promote services that provide short term rentals of reusable goods such as tools, sports equipment, party equipment (tables, chairs, serving utensils), as well as sharing websites.
62	Recognition & Certification Programs (local) <i>Sector: ICI</i> <i>Material or Product Group: Various</i>	To increase the level of participation in recycling and composting programs, provide recognition for successes through a Green Business program or a Zero Waste Businesses or Schools program.
69	C&D Recycling/Reuse Guidance <i>Sector: C&D projects</i> <i>Material or Product Group: C&D</i>	Prepare and post on the web a how-to deconstruction and services guide.
76	Outreach & Education <i>Sector: Community</i> <i>Material or Product Group: Various</i>	Promote best practices for source reduction or organize volunteer opportunities for residents to promote waste reduction, reuse, recycling and composting.
79	Repair/Reuse Workshops <i>Sector: Community</i> <i>Material or Product Group: Various</i>	Sponsor or organize product repair workshops or reuse workshops with local service clubs.
80	Market Development Opportunities Assessment <i>Sector: Community</i> <i>Material or Product Group: Various</i>	Assess the state of existing local and regional markets for materials across the waste stream; study service voids for missed opportunities to recover commodities. Shape strategic action plans around the findings.
87	Reuse Closet <i>Sector: Govt, ICI</i> <i>Material or Product Group: Various</i>	Encourage storing of unwanted office supplies for re-use by employees or staff and teachers.
88	Flea Markets, Garage Sales, Reuse Swaps <i>Sector: Community</i> <i>Material or Product Group: Textiles, Various</i>	Promote local flea markets and garage sales for sale of reusable items and swaps for household goods, e.g., clothing, toys, etc.

Source: Online US EPA "Managing and Transforming Waste Tool" accessed 5/2/2022
<https://www.epa.gov/transforming-waste-tool/managing-and-transforming-waste-streams-tool>

CC SWMP 2022 Update: Traditional Material Diversion Efforts

Traditional materials for diversion from a landfill or for recycling includes materials that are collected from generators, by waste and recycling haulers typically as part of a regularly-scheduled service. These materials include residential curbside single-stream recycling and commercial single-stream recycling. Traditional materials to divert or recycle include newspaper, including advertisements, cardboard, paper, magazines, catalogues, junk mail, glass bottles/jars, tin cans, aluminum cans, and plastics (except Styrofoam).

Traditional materials for diversion from a landfill or to recycle that are collected by a recycling hauler most typically will provide the hauler (the collector) with a marketable commodity to sell for a profit. One notable exception, here in Champaign County, is collecting of glass bottles or glass jars. There is no nearby glass processing company to ship the heavy loads of collected glass to for processing, and so collecting glass is not profitable for haulers in east central Illinois.

Current Items Diverted/Recycled.

In larger urban areas of Champaign County, where curbside recycling is available, materials typically accepted for recycling include:

- Newspaper, including advertisements
- Cardboard
- Paper, including magazines, catalogues, junk mail
- Glass bottles/jars
- Tin cans
- Aluminum cans
- Plastic -- Plastics with #1 through #7, except no Styrofoam

Additional Traditional Materials to be Diverted.

Glass Bottles/Glass Containers. Locally, there is increasing interest in forming a “separate source” type of collection option to be available to residents and to businesses for the separate collection of glass bottles/glass containers, instead of including this glass in the recycle bins collected curbside. Reasons include the low rate of glass recycling (approximately 35% or less) compared to the potential recycling rate possible for glass, which is 100 percent. Additionally, not all waste haulers collect glass bottles/glass containers. The collection of glass bottles/glass containers represents a negative value for waste haulers in Champaign County because there is no glass processor located nearby and the costs to ship heavy glass are high.

All Traditional Materials Listed. Champaign County residents who reside outside of urban areas increasingly seek a means to recycle all traditional materials listed, including glass bottles/glass containers. Presently, such residents have limited access to one public recycling drop-off center, which does not accept glass bottles/glass containers.

Champaign County government, along with several businesses and other government institutions have not adopted recycling policies, and therefore do not provide options for their employees to recycle the listed traditional materials.

Traditional Material Diversion Efforts: Goals and Recommended Strategies

Appendix I contains a proposed Schedule for Implementing the Recommended Strategies for each Goal listed.

T-1 Publicize information about material reduce, reuse, and recycle options in Champaign County.

Recommended Strategies:

- (1) Provide clear guidance about office recycling procedures and sufficient conveniently located recycling containers to all Champaign County employees to allow for the convenient recycling of office paper, cardboard, cans, and bottles.
- (2) Consider a Champaign County policy that requires County employees to recycle office paper, cardboard, cans, and bottles.
- (3) Encourage regional or local recycling efforts initiated by municipalities or by private or non-profit groups and encourage education efforts made by such groups.
- (4) Support maintenance of a website that provides comprehensive and timely information and resources to Champaign County residents, businesses, and institutions about material reuse options, recycling opportunities, and material collection events. The website can promote State of Illinois recycling guidelines and other educational guidelines to reduce recycling contamination.

T-2 Improve trash disposal options and recycling drop-off options for outlying rural residents

- (5) Support the development of additional recycling drop-off centers for public use in Champaign County.

T-3 Support initiatives that discourage the use of single-use plastics

- (6) Conduct an educational campaign to promote minimizing the use of single-use plastics.
- (7) Advocate for “extended producer responsibility” (EPR) legislation and programs, e.g., through participating in Product Stewardship Councils and/or adopting local resolutions.¹

T-4 Encourage development of separate source glass bottle/container drop-offs or collection services

- (8) Support the development of separate source glass bottle/glass container recycling program in Champaign County.

CCSWMP 2022 Update: Organics Material Diversion Efforts

Organics material is any material that is biodegradable (can be broken down into carbon dioxide, water, methane, or simple organic molecules by micro-organisms and other living things) and comes from either a plant or animal.² Examples of organics material are:

- Leaves, yard trimmings and brush
- Food scraps
- Bottom ‘fines’ and ‘dirt’

Current Organics Items Diverted/Recycled.

In Champaign County, limited options exist for homeowners to divert landscape material (banned from Illinois landfills) from landfilling, via seasonal collection programs that a number of the larger municipalities may make available to their residents. In Urbana, the LRC accepts yard trimmings and brush from residents or businesses for composting, charging a fee to cover those operational costs.

In 2022, local nonprofit organization CCES, with the LRC and a local waste hauler to collect food scrap for composting, launched a pre-consumer commercial food scrap compost pilot project, with start-up funds provided by the Lumpkin Family Foundation and the Community Foundation of East Central Illinois. A limited number of pre-consumer commercial food scrap generators have signed up to participate.

It is likely that several urban and rural residents of Champaign County actively compost their own home generated food scrap on their residential property. That said, based on general observation only and on the increasing volume of food scrap in Illinois landfills, it would seem that the majority of Champaign County residents do not engage in home-composting of food scrap.

Additional Organics Items to be Diverted.

Based on Resident Survey results (see Appendix F), Champaign County residents appear receptive to the idea of subscribing to a convenient food scrap curbside collection service. Food scrap collectors need to utilize food scrap composting facilities that are nearby, and no such facilities yet exist in Champaign County or nearby in adjacent counties.

In Champaign County, few food scrap collection opportunities are available to a limited array of businesses.

Organics Material Diversion Efforts: Goals and Recommended Strategies

Appendix I contains a proposed Schedule for Implementing the Recommended Strategies for each Goal listed.

0-1 Promote “greenscaping” and home management of leaves, yard trimmings, and brush.

Recommended Strategies:

- (1) Add a “green infrastructure” webpage to the Champaign County solid waste management website to educate landowners and tenants about the benefits of green infrastructure and green housekeeping in minimizing the volume of storm water runoff and pollutants from existing privately owned developed property.
- (2) Add a “sustainable lawn care” webpage to the Champaign County solid waste management website to education landowners and tenants about the water quality impacts of overuse of fertilizers and pesticides in non-agricultural uses.
- (3) Promote backyard composting programs with subsidized compost bin sales and/or workshops.
- (4) Co-sponsor seasonal composting events such as pumpkin collection and Christmas tree composting.

0-2 Evaluate Champaign County restrictions on the open burning of landscape waste to encourage composting of leaves and landscape trimmings and brush.

- (5) Update the Champaign County Public Nuisance Ordinance as needed, to ensure compatibility with state regulations.

0-3 Review Champaign County Ordinances to consider pre/post consumer food compost land uses and and landscape trimmings and brush compost land uses.

- (6) Update the Champaign County Zoning Ordinance and the Champaign County Pollution Control Facility Siting Ordinance, as may be needed to allow for county review and potential development of food scrap composting facilities, wood chip recycling facilities, anarobic digestion facilities, and public drop-off locations for food scraps.

CCSWMP 2022 Update: Non-Traditional Material Diversion Efforts

Non-traditional recyclable materials include special materials or hazardous waste materials that are hard-to-recycle materials, are not collected curbside, and without a safe, consistent, and convenient collection option available.

Current Non-Traditional Items Diverted/Recycled. In Champaign County, known limited options exist for residents to divert/recycle certain non-traditional items:

- Residential electronics items Each year in May, and in October, a local government coordinating team arrange for a host site and share Collector costs to hold a Residential Electronics Collection. Otherwise, year-round options recycling options for unwanted electronics exist in Champaign County--except for large cathode ray tube TVs, console TVs, or projection TVs.³
- Household hazardous waste Each year in April, local governments arrange for a host site to hold an annual IEPA-sponsored One-Day HHW Collection.
- Unwanted medications and pharmaceuticals Six pharmacies in Champaign, Urbana, and Savoy maintain a drug disposal box. Two hospitals located in Urbana each have a drug disposal box.

Residential Electronics Collections. On an annual basis, Champaign County opts-in to participate in the IEPA administered manufacturer supported e-waste program, commonly referred to as CERA, based on the Consumer Electronics Recycling Act. At present, residents of most all municipalities in the County and unincorporated Champaign County residents have the opportunity to participate in the two annually held Residential Electronics Collection events held at Parkland College in Champaign. These events are streamlined to avoid long lines of vehicles, however extreme weather sometimes slows down the service delivery. A more convenient option for Champaign County residents will be to identify a program collection site, which can be more accessible and open part-time and year-round. Similar to the current Residential Electronics Collection events held, operational costs could be shared fairly by local government agencies.

HHW. Certain non-traditional municipal solid waste items are considered HHW, and need to be handled with care and as safely disposed of as possible. HHW are hazardous wastes that can catch fire, react, or explode under certain circumstances, or that are corrosive or toxic. Lead-acid batteries, used oil, and mercury – banned from landfills—are considered HHW, when used by and disposed of by a household. HHW products include:

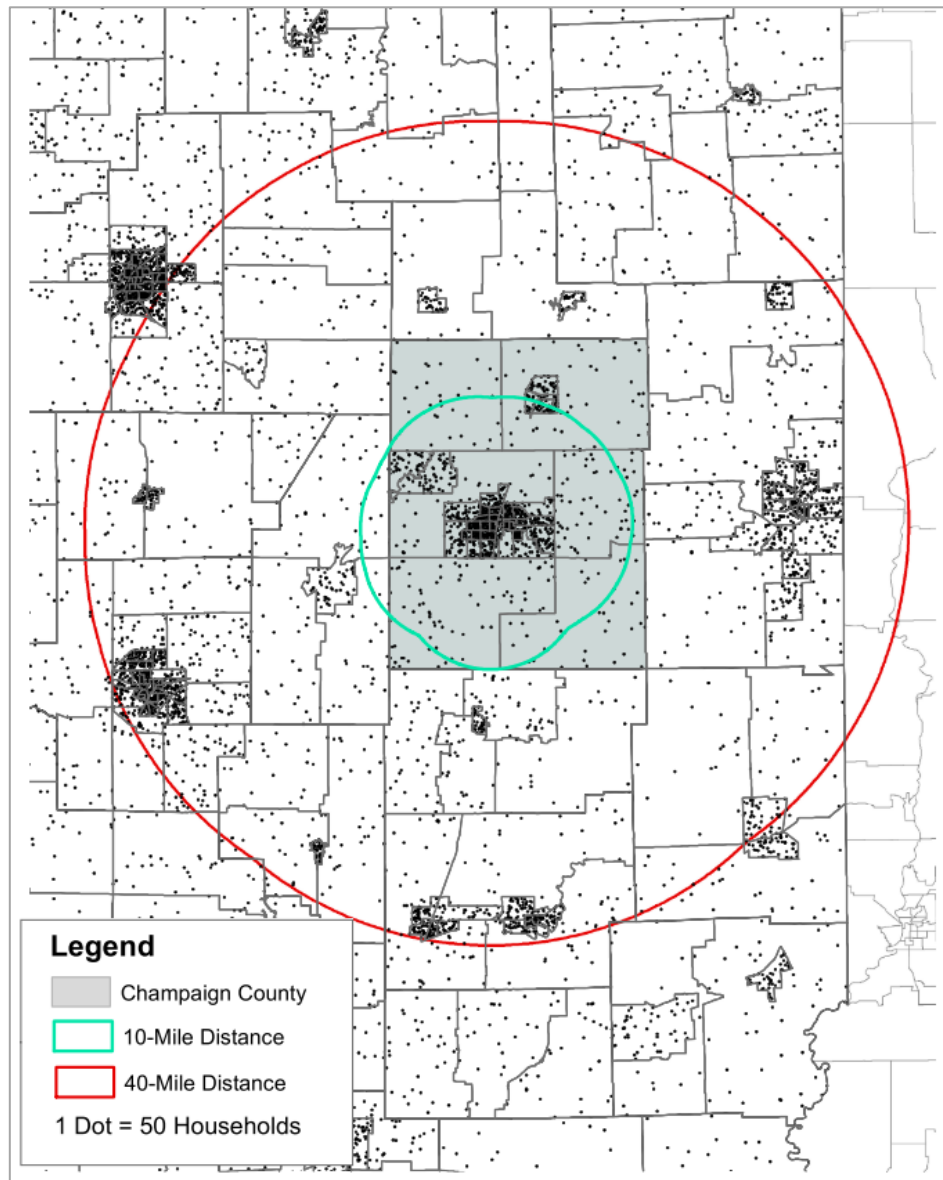
- Oil-based paints, aerosol paints
- Paint thinners, solvents
- Herbicides, insecticides, pesticides
- old gasoline, kerosene
- Pool chemicals
- Cleaning products
- Household batteries
- Drain cleaners
- Lawn chemicals
- Used motor oil
- Antifreeze
- Hobby chemicals
- Fluorescent light tubes
- Compact fluorescent light bulbs (CFLs)

Illinois residents located more than 40 miles from a fixed or permanent HHW collection facility continue to lack a convenient option for HHW disposal.⁴ Figure 5-2 depicts a 10- and 40-mile radius around Champaign and population density in the region. The 10-mile radius encompasses an

estimated 80,000 households, and the larger 40-mile radius encompasses an estimated 260,747 households. An HHW collection facility strategically located in central Champaign County could provide a convenient HHW collection option to these households.

A next milestone to advance toward is to provide Champaign County residents an HHW collection option that is not only consistent, but also convenient, such as a permanent HHW collection facility in Champaign County available on a part-time, twice monthly basis. For the next five HHW collection facilities established in Illinois and meeting IEPA standards, IEPA has agreed to assume generator status and cover all processing and transportation costs.⁵ Sources of additional support for capital and operational costs are needed in order to advance toward providing a consistent and convenient HHW collection option in Champaign County.

Figure 5-2. Households Within 10- and 40-Mile Radius of Central Champaign County



Source: Excerpt from the Feasibility Study: Household Hazardous Waste Collection Fixed Facility Serving Champaign County and Nearby Counties, October 2021 Final, Special Waste Associates, 2021

Additional Non-Traditional Items to be Diverted.

Batteries. Alkaline batteries are also known as single-use batteries. Rechargeable batteries that contain lithium are increasingly used as power sources, and important to note is that lithium ion batteries can catch fire or even explode in the trash – causing millions of dollars of damage and endangering the lives of waste workers. Due to this threat, in Illinois, rechargeable batteries are banned from being placed in recycling containers intended for collection by a hauler for processing at a recycling center. There is increasing awareness of this danger, and residents increasingly seek out battery recycling options that are convenient.

Electric vehicles will become more common and electric car batteries will be added to the waste stream unless a means to recycle electric vehicle batteries can be sustainably implemented. Improving options available for recycling of batteries can avoid unnecessary use of precious natural resources and energy, and help to prevent toxic battery materials like cadmium and lead from contaminating groundwater.

Unwanted Medications/Pharmaceuticals. Approximately six secure collection boxes are centrally situated at locations in Champaign, Urbana, and in Savoy. Champaign County residents who reside in other municipalities and in outlying rural areas would be better served if more additional securely located collection boxes were available in their own community.

Sharps. The known safe collection options for Champaign County residents to drop-off disposable needles, lancets, and other sharp medical supplies is at Carle locations: Carle Foundation Hospital and South Clinic, Urbana on Windsor, Champaign Surgery Center, and Champaign on Curtis. More expensive mail-in options can be utilized. An option that does not divert these materials from the landfill is the fall-back home disposal option commonly recommended: to place used needles and other sharps into a puncture-resistant plastic container such as a laundry detergent container, and tightly secure the lid before disposing into household trash. Champaign County residents who reside in other municipalities and in outlying rural areas would be better served if more additional securely located collection options available in their own community.

Construction and Demolition Debris. Construction and demolition (C&D) materials are recognized as one of the largest components of the solid waste stream. C&D is further divided into “clean C&D” (CCDD) and “general C&D” (GC&D).

- CCDD is defined to be uncontaminated masonry material, asphalt pavement, and soils generated from C&D. CCDD can be used as fill with the following restrictions: must be below grade, outside any setback zones, and covered with soil or a structure without any permitting requirements. Concrete without protruding rebar can be used as riprap for erosion control.
- GC&D is considered a [municipal solid] waste that must be either re-used, recycled, or landfilled. Section 22.38 of the Illinois Environmental Protection Act (415 ILCS 5/22.38) allows GC&D recycling facilities subject to local zoning and exempt from the Champaign County Pollution Control Facility Siting Ordinance, provided that several conditions are met, most notably that at least 75% of the GC&D is recycled.

Based on available information, there is one GC&D facility in Champaign County located in Urbana.

Non-Traditional Material Diversion Efforts: Goals and Recommended Strategies

Appendix I contains a proposed Schedule for Implementing the Recommended Strategies for each Goal listed.

NT-1 Support convenient and consistent collection options for household hazardous waste and recycling of residents' electronics items.

Recommended Strategies:

- (1) Provide a fair-share portion of annual support for the operation of a fixed HHW collection facility in Champaign County, once such facility is established. Until a fixed facility is established, continue to provide a fair-share portion of support for an annual IEPA-sponsored One-Day HHW Collection.
- (2) Continue to opt-in annually for Champaign County and municipalities in Champaign County to participate in the Illinois CERA Program. Provide a fair-share portion of support to cover operational costs for either bi-annual Residential Electronics Collection events held at a host site (e.g., Parkland College); or a permanent collection site for residential electronics collection in Champaign County, once such permanent collection site is established.

NT-2 Promote increased recycling of construction and demolition debris.

- (3) Publicize information about existing C&D processing facilities in Champaign County and promote C&D recycling.

NT-3 Encourage development of improved recycling options for batteries, unwanted medications/pharmaceuticals, and sharps.

- (4) Encourage residents to participate in the Drug Enforcement Agency take-back program, typically held on an annual basis in Champaign County.
- (5) Encourage the development of secure take-back sites for sharps and/or unwanted medicine/pharmaceuticals at convenient locations throughout Champaign County.
- (6) Advocate for "extended producer responsibility" (EPR) legislation and programs for the safe collection of nontraditional materials such as batteries, medications, and used sharps by participating in the Illinois Product Stewardship Council or adopting local resolutions of support. EPR systems create a level playing field that shares responsibility fairly among producers and relieves local governments from the costs of disparate local recycling efforts.

Waste Disposal Recommendations

Pollution Control Facility Siting Ordinance Provisions

As indicated in Section 1, a pollution control facility proposed to be located anywhere within incorporated or unincorporated Champaign County must demonstrate that it is consistent with this Section of the CCSWMP 2022 Update in order to receive local siting approval. Recommendations and requirements application to pollution control facilities that may have existed in previous CCSWMP versions or subsequent updates are superseded by this CCSWMP 2022 Update.

Recommendations Regarding Pollution Control Facilities Allowed in Champaign County

Landfills

Champaign County maintains its policy of non-support of a new or expanded landfill facility in the County. Given the existing capacity in the landfills located within IEPA Region 4, East Central Illinois, the County will not support a new or expanded landfill operation to be located in Champaign County during the five-year planning period 2022–2027. A proposed landfill expansion or proposed new landfill proposed shall be deemed inconsistent with the CCSWMP 2022 Update.

Combustion for Volume Reduction Only Facilities

Any proposed combustion for volume reduction only facilities to manage municipal solid waste proposed in Champaign County during the 2022-2027 planning period shall be deemed inconsistent with the CCSWMP 2022 Update.

Waste Transfer Stations

New solid waste transfer stations as defined in 415 ILCS 5/3.500 or expansions of existing solid waste transfer stations are consistent with the CCSWMP 2022 Update. During the 2022-2027 planning period, the private sector is encouraged to propose developing the in-county waste transfer station network.

A proposed waste transfer station expansion or new waste transfer station must follow the requirements of the Champaign County Ordinance No. 2022-2, establishing the Champaign County Pollution Control Facility Siting Procedures, or to the Pollution Control Facility Siting Procedures pursuant to Illinois Environmental Protection Act (415 ILCS 5/39.2 et seq.) adopted by the municipality in which they propose to locate or expand.

In any part of Champaign County, a proposal to construct or to expand a waste transfer station that meets the definition of a pollution control facility pursuant to 415 ILCS 5/39.2 et seq. shall be subject to the following requirements:

1. A proposed new or expanded waste transfer station, must meet the requirements 2 through 4 below to be considered consistent with the CCSWMP 2022 Update. The requirements 2-4 below are not applicable to the following facility types:
 - Landscape waste transfer station
 - General construction and demolition debris recycling facility
 - Permanent household hazardous waste collection facility
 - Residential electronics program collection site

2. Locating a site of sufficient size is critical to operating efficiencies and minimizing impacts on the surrounding community. The area required for specific transfer stations varies significantly, depending on the volume of waste to be transferred, rates at which waste will be delivered, the functions to be carried out at the site, and the types of customers the facility is intended to serve.
3. Transfer station operations related to the unloading of refuse, recyclables and landscape waste, temporary storage of the materials on the tipping floor, and the loading of transfer trailers, must be located within a portion of the transfer station that can be completely enclosed. (This does not require the transfer station to keep its incoming and outgoing doors closed during operations unless proximity to a Federal Aviation Administration regulated airport requires that doors open and lose with the acceptance of waste.)

Developers are strongly encouraged to incorporate green/sustainable building principles into the design and operation of the facility and the over site, including Leadership in Energy and Environmental Design (LEED) certification for the facility.

4. A proposed new or expanded transfer station facility must meet the Host Community Benefit Agreement requirements listed below.

Waste-to-Energy Pollution Control Facility

A proposed new or expanded waste-to-energy pollution control facility shall be considered as a local and sustainable solution to managing Champaign County's waste. If the proposed waste-to-energy pollution control facility meets all requirements noted in this Section, it will be considered consistent with the CCSWMP 2022 Update.

Any proposed waste-to-energy pollution control facility must follow the requirements of the Champaign County Ordinance No. 2022-2, establishing the Champaign County Pollution Control Facility Siting Procedures, or the Pollution Control Facility Siting Procedures pursuant to Illinois Environmental Protection Act (415 ILCS 5/39.2 et seq.) adopted by the municipality in which they propose to locate or expand.

A proposed new or expanded waste-to-energy pollution control facility in any part of Champaign County shall additionally meet the Host Community Benefit Agreement requirements listed below.

All Other Pollution Control Facilities

All other proposed new or expanded pollution control facilities must follow the requirements of the Champaign County Ordinance No. 2022-2, establishing the Champaign County Pollution Control Facility Siting Procedures, or the Pollution Control Facility Siting Procedures pursuant to Illinois Environmental Protection Act (415 ILCS 5/39.2 et seq.) adopted by the municipality in which they propose to locate or expand.

During the siting review, applicants should expect to address concerns regarding any potential adverse impacts to the Mahomet Aquifer water supply system located in Champaign County. If approved by the siting authority, such pollution control facilities shall be deemed consistent with the CCSWMP 2022 Update.

Host Community Benefit Agreement Required for Waste Transfer Station or Waste-to-Energy Pollution Control Facility

Prior to filing a siting application, pursuant to the Champaign County Ordinance No. 2022-2, establishing the Champaign County Pollution Control Facility Siting Procedures, or filing a siting application pursuant to the Pollution Control Facility Siting Procedures adopted by the municipality in which they propose to locate or expand, the applicant shall first enter into a Host Community Benefit Agreement (defined as any type of legal agreement entered into or assumed by the applicant and any other person or legal entity) with the governing body with jurisdiction over the proposed facility. In the event the applicant represents an existing pollution control facility with existing Host Community Benefit Agreement(s), the applicant shall amend each existing Host Community Benefit Agreement with each respective party prior to filing the siting application with the governing body.

The new and/or amended Host Community Benefit Agreement must, at a minimum, contain provisions for: 1) a guarantee of access to capacity at the facility for Champaign County's unincorporated and incorporated solid waste, 2) environmental safeguards, and 3) payment of host benefit fees.

All reasonable and necessary costs, including but not limited to legal fees and consulting fees, associated with the development of Host Community Benefit Agreement shall be paid for by the developer to the affected unit of local government.

Section 5 Notes

1. In 2023, the Illinois Product Stewardship Council will begin promoting support for the passage of an "extended producer responsibility" (EPR) law for packaging and paper products (PPP) in Illinois. The EPR category "packaging and paper products" (PPP) includes plastic containers, steel and aluminum cans, glass bottles and jars, newspaper, and cardboard. <https://www.productstewardship.us/page/Packaging>. EPR legislation and programs can generate sustainable funding for recycling by shifting the burden from governments and taxpayers to packaging producers and brand owners. Well-designed EPR programs require modulated fees that oblige producers, through financial incentives, to design their PPP to be recyclable, conserve materials, and incorporate recycled content into new PPP.
2. This definition of "organic material" is from the Illinois Materials Management Advisory Committee Report to the General Assembly, dated July 1, 2021, p. 16, and is not based on a defined term in federal law, Illinois law, or Illinois Pollution Control Board regulations. https://www2.illinois.gov/epa/topics/waste-management/materials-management/Documents/MMAC_Report_Approved_7_1.pdf.
3. See the latest version of the E-Guide for Residents of Champaign County, available at the CCES website at https://unisyn-wp-assets.s3.amazonaws.com/cces/2022/04/19090637/Brochure_Electronics-Recycling-Reuse-Options_041922r.pdf.
4. The 2015 Illinois Task Force on the Advancement of Materials Recycling unanimously agreed that a convenient statewide HHW collection infrastructure is needed because Illinois residents who are located more than 40 miles from a HHW collection facility continue to lack a convenient option for HHW disposal.

5. In 2021, the Statewide Materials Management Advisory Committee recommended, in its July 2021 Report to the Illinois General Assembly, that the General Assembly appropriate the IEPA additional funds, using existing revenues from the Solid Waste Management Fund to expand the statewide materials management programs, and including annual support in the amount of \$275,000 for transportation and processing at the next five qualifying HHW collection facilities established in Illinois. Illinois Materials Management Advisory Committee Report to the General Assembly, July 1, 2021, p. 58.

Public Education and Outreach

This section consolidates the recommended strategies that pertain to public education and outreach strategies recommended for use by Champaign County to promote the opportunities available to Champaign County residents and businesses to reduce, reuse, and recycle traditional municipal solid waste materials, organics, and non-traditional materials options. Appendix I contains a proposed implementation schedule for each recommended strategy.

The recommended strategies for education and outreach that are based on Traditional Materials Goal T-1 to “Publicize information about material reduce, reuse, and recycle options in Champaign County” are as follows:

- T-1(1) Provide clear guidance about office recycling procedures and sufficient conveniently located recycling containers to all Champaign County employees to allow for the convenient recycling of office paper, cardboard, cans, and bottles.
- T-1(2) Consider a Champaign County policy that requires County employees to recycle office paper, cardboard, cans, and bottles.
- T-1(3) Encourage regional or local recycling efforts initiated by municipalities or by private or non-profit groups and encourage education efforts made by such groups.
- T-1(4) Support maintenance of a website that provides comprehensive and timely information and resources to Champaign County residents, businesses, and institutions about material reuse options, recycling opportunities, and material collection events. The website can promote State of Illinois recycling guidelines and other educational guidelines to reduce recycling contamination.

The recommended strategies for education and outreach that are based on Traditional Materials Goal T-3 to “Support initiatives that discourage the use of single-use plastics” are as follows:

- T-3(6) Conduct an educational campaign to promote minimizing the use of single-use plastics.
- T-3(7) Advocate for “extended producer responsibility” (EPR) legislation and programs, e.g., through participating in Product Stewardship Councils and/or adopting local resolutions.

The recommended strategies for education and outreach that are based on Organics Materials Goal O-1 to “Promote “greenscaping” and home management of leaves, yard trimmings, and brush” are as follows:

- O-1(1) Add a “green infrastructure” webpage to the Champaign County solid waste management website to educate landowners and tenants about the benefits of green infrastructure and green housekeeping in minimizing the volume of storm water runoff and pollutants from existing privately owned developed property.

O-1(2) Add a “sustainable lawn care” webpage to the Champaign County solid waste management website to education landowners and tenants about the water quality impacts of overuse of fertilizers and pesticides in non-agricultural uses.

O-1(3) Promote backyard composting programs with subsidized compost bin sales and/or workshops.

The recommended strategy for education and outreach that is based on Non-Traditional Materials Goal NT-2 “Promote increased recycling of construction and demolition debris” is as follows:

NT-2(3) Publicize information about existing C&D processing facilities in Champaign County and promote C&D recycling.

The recommended strategies for education and outreach that are based on Non-Traditional Materials Goal NT-3 “Encourage development of improved recycling options for batteries, unwanted medications/ pharmaceuticals, and sharps” are as follows:

NT-3(4) Encourage residents to participate in the Drug Enforcement Agency take-back program, typically held on an annual basis in Champaign County.

NT-3(5) Encourage the development of secure take-back sites for sharps and/or unwanted medicine/pharmaceuticals at convenient locations throughout Champaign County.

NT-3(6) Advocate for “extended producer responsibility” (EPR) legislation and programs for the safe collection of nontraditional materials such as batteries, medications, and used sharps by participating in the Illinois Product Stewardship Council or adopting local resolutions of support. EPR systems create a level playing field that shares responsibility fairly among producers and relieves local governments from the costs of disparate local recycling efforts.

Available Resources

Table 6-1 (on the following page) lists potential sources of information and resources to assist in implementing the public education and outreach strategies.

Table 6-1. Public Outreach and Education Resources

<p>Links to IEPA website containing educational materials developed on a statewide level</p>	
	<p>IEPA General Information: Land Pollution and Waste Disposal for Citizens Land Pollution and Waste Disposal for Citizens - General Information (illinois.gov)</p> <p>IEPA Medications and Sharps Disposal Medication & Sharps Disposal - Medication & Sharps Disposal (illinois.gov)</p> <p>IEPA Household Hazardous Waste Household Hazardous Waste - Household Hazardous Waste (illinois.gov)</p> <p>IEPA Electronics Recycling Electronics Recycling - Electronics Recycling (illinois.gov)</p> <p>IEPA Pollutants around the Home Pollutants around the Home - Farm Pollutants (illinois.gov)</p> <p>IEPA Illegal Dumping Illegal Dumping - Illegal Dumping (illinois.gov)</p> <p>IEPA Waste Disposal Waste Disposal - Waste Disposal (illinois.gov)</p> <p>IEPA Composting Composting - Waste Management (illinois.gov)</p> <p>IEPA Find a Collection Location Recycle Illinois - Waste Management</p>
<p>List of resources</p>	
	<p>Recycle and Reuse Common Household/Business Materials</p> <ul style="list-style-type: none"> • Recycling Can Be Easy, If You Do It Right (Recycling Guidelines Video) • Where Do I Recycle It? <p>Recycle & Reuse Common Household / Business Materials - Champaign County Environmental Stewards (ccenvstew.com)</p> <p>E-Guide for Residents of Champaign County Brochure Electronics-Recycling-Reuse-Options_041922r.pdf (unisyn-wp-assets.s3.amazonaws.com)</p>
<p>Local contact information</p>	
	<p>Champaign County Solid Waste Management Coordinator/Recycling Coordinator Champaign County Department of Planning & Zoning 1776 E. Washington Street, Urbana IL 61802</p> <p>Phone: (217) 819-4127</p>

Groups with additional resources on waste, recycling, and composting activities in the State of Illinois	
	<p><u>Illinois Food Scrap Coalition (IFSC)</u> <u>Illinois Recycling Foundation (IRF)</u> <u>Illinois Product Stewardship Council (ILPSC)</u> <u>Illinois Counties Solid Waste Management Association (ILCSWMA)</u> <u>Illinois Chapter of the Solid Waste Association of North America (SWANA-IL)</u> <u>Seven Generation Ahead (SGA)</u> <u>SCARCE (School & Community Assistance for Recycling and Composting Education)</u> <u>Wasted Food Action Alliance (WFAA)</u></p>
Inventory of available infrastructure	
	Refer to CCSWMP 2022 Update, Section 3.
Designated spokesperson/presenter to provide local, direct outreach, and public response	
	<p>Champaign County Solid Waste Management Coordinator/Recycling Coordinator Champaign County Department of Planning & Zoning 1776 E. Washington Street, Urbana IL 61802</p> <p>Phone: (217) 819-4127</p>

Champaign County Material Management Goals and Programs
Summary of Recommendations

Traditional Material Diversion Efforts: Goals and Programs Recommendations

T-1 Publicize information about material reduce, reuse, and recycle options in Champaign County.

Strategies:

- (1) Provide clear guidance about office recycling procedures and sufficient conveniently located recycling containers to all Champaign County employees to allow for the convenient recycling of office paper, cardboard, cans, and bottles.
- (2) Consider a Champaign County policy that requires County employees to recycle office paper, cardboard, cans, and bottles.
- (3) Encourage regional or local recycling efforts initiated by municipalities or by private or non-profit groups and encourage education efforts made by such groups.
- (4) Support maintenance of a website that provides comprehensive and timely information and resources to Champaign County residents, businesses, and institutions about material reuse options, recycling opportunities, and material collection events. The website can promote State of Illinois recycling guidelines and other educational guidelines to reduce recycling contamination.

T-2 Improve trash disposal options and recycling drop-off options for outlying rural residents

- (5) Support the development of additional recycling drop-off centers for public use in Champaign County.

T-3 Support initiatives that discourage the use of single-use plastics

- (6) Conduct an educational campaign to promote minimizing the use of single-use plastics.
- (7) Advocate for “extended producer responsibility” (EPR) legislation and programs, e.g., through participating in Product Stewardship Councils and/or adopting local resolutions.¹

T-4 Encourage development of separate source glass bottle/container drop-offs or collection services

- (8) Support the development of separate source glass bottle/glass container recycling program in Champaign County.

Organics Material Diversion Efforts: Goals and Programs Recommendations

0-1 Promote “greenscaping” and home management of leaves, yard trimmings, and brush.

Strategies:

- (1) Add a “green infrastructure” webpage to the Champaign County solid waste management website to educate landowners and tenants about the benefits of green infrastructure and green housekeeping in minimizing the volume of storm water runoff and pollutants from existing privately owned developed property.
- (2) Add a “sustainable lawn care” webpage to the Champaign County solid waste management website to education landowners and tenants about the water quality impacts of overuse of fertilizers and pesticides in non-agricultural uses.
- (3) Promote backyard composting programs with subsidized compost bin sales and/or workshops.
- (4) Co-sponsor seasonal composting events such as pumpkin collection and Christmas tree composting.

0-2 Evaluate Champaign County restrictions on the open burning of landscape waste to encourage composting of leaves and landscape trimmings and brush.

- (5) Update the Champaign County Public Nuisance Ordinance as needed, to ensure compatibility with state regulations.

0-3 Review Champaign County Ordinances to consider pre/post consumer food compost land uses and and landscape trimmings and brush compost land uses.

- (6) Update the Champaign County Zoning Ordinance and the Champaign County Pollution Control Facility Siting Ordinance, as may be needed to allow for county review and potential development of food scrap composting facilities, wood chip recycling facilities, anarobic digestion faciltiies, and public drop-off locations for food scraps.

Non-Traditional Material Diversion Efforts: Goals and Programs Recommendations

NT-1 Support convenient and consistent collection options for household hazardous waste and recycling of residents' electronics items.

Strategies:

- (1) Provide a fair-share portion of annual support for the operation of a fixed HHW collection facility in Champaign County, once such facility is established. Until a fixed facility is established, continue to provide a fair-share portion of support for an annual IEPA-sponsored One-Day HHW Collection.
- (2) Continue to opt-in annually for Champaign County and municipalities in Champaign County to participate in the Illinois CERA Program. Provide a fair-share portion of support to cover operational costs for either bi-annual Residential Electronics Collection events held at a host site (e.g., Parkland College); or a permanent collection site for residential electronics collection in Champaign County, once such permanent collection site is established.

NT-2 Promote increased recycling of construction and demolition debris.

- (3) Publicize information about existing C&D processing facilities in Champaign County and promote C&D recycling.

NT-3 Encourage development of improved recycling options for batteries, unwanted medications/pharmaceuticals, and sharps.

- (4) Encourage residents to participate in the Drug Enforcement Agency take-back program, typically held on an annual basis in Champaign County.
- (5) Encourage the development of secure take-back sites for sharps and/or unwanted medicine/pharmaceuticals at convenient locations throughout Champaign County.
- (6) Advocate for "extended producer responsibility" (EPR) legislation and programs for the safe collection of nontraditional materials such as batteries, medications, and used sharps by participating in the Illinois Product Stewardship Council or adopting local resolutions of support. EPR systems create a level playing field that shares responsibility fairly among producers and relieves local governments from the costs of disparate local recycling efforts.

Appendices

Section 4(c) of the Solid Waste Planning and Recycling Act (415 ILCS 15/1 et seq.) lists the minimum required provisions to be included in a county waste management plan, as follows:

“ (1) A description of the origin, content and weight or volume of municipal waste currently generated within the county's boundaries, and the origin, content, and weight or volume of municipal waste that will be generated within the county's boundaries during the next 20 years, including an assessment of the primary variables affecting this estimate and the extent to which they can reasonably be expected to occur.

(2) A description of the facilities where municipal waste is currently being processed or disposed of and the remaining available permitted capacity of such facilities.

(3) A description of the facilities and programs that are proposed for the management of municipal waste generated within the county's boundaries during the next 20 years, including, but not limited to their size, expected cost and financing method.

(4) An evaluation of the environmental, energy, life cycle cost and economic advantages and disadvantages of the proposed waste management facilities and programs.

(5) A description of the time schedule for the development and operation of each proposed facility or program.

(6) The identity of potential sites within the county where each proposed waste processing, disposal and recycling program will be located or an explanation of how the sites will be chosen. For any facility outside the county that the county proposes to utilize, the plan shall explain the reasons for selecting such facility.

(7) The identity of the governmental entity that will be responsible for implementing the plan on behalf of the county and explanation of the legal basis for the entity's authority to do so.

(8) Any other information that the Agency may require.”

Section 6 of the Solid Waste Planning and Recycling Act (415 ILCS 15/1 et seq.) lists requirements and provisions regarding a county recycling program, as follows:

“ Sec. 6. Each county waste management plan adopted under Section 4 shall include a recycling program. Such recycling program:

(1) shall be implemented throughout the county and include a time schedule for implementation of the program.

(2) shall provide for the designation of a recycling coordinator to administer the program.

(3) shall be designed to recycle, by the end of the third and fifth years of the program, respectively 15% and 25% of the municipal waste generated in the county, subject to the existence of a viable market for the recycled material, based on measurements of recycling and waste generated in terms of weight. The determination of recycling rate shall not include: discarded motor vehicles, wastes used for clean fill or erosion control, or commercial, institutional or industrial machinery or equipment.

(4) may provide for the construction and operation of one or more recycling centers by a unit of local government, or for contracting with other public or private entities for the operation of recycling centers.

(5) may require residents of the county to separate recyclable materials at the time of disposal or trash pick-up.

(6) may make special provision for commercial and institutional establishments that implement their own specialized recycling programs, provided that such establishments annually provide written documentation to the county of the total number of tons of material recycled.

(7) shall provide for separate collection and composting of leaves.

(8) shall include public education and notification programs to foster understanding of and encourage compliance with the recycling program.

(9) shall include provisions for compliance, including incentives and penalties.

(10) shall include provisions for (i) recycling the collected materials, (ii) identifying potential markets for at least 3 recyclable materials, and (iii) promoting the use of products made from recovered or recycled materials among businesses, newspapers and local governments in the county.

(11) may provide for the payment of recycling diversion credits to public and private parties engaged in recycling activities.”

1991 Champaign County Solid Waste Management Plan Recommendations¹

The following recommendations appear in the original version of the Champaign County Solid Waste Management Plan (adopted by Resolution Number 3077 on February 19, 1991).

These include both specific and general recommendations directed at Champaign County, the City of Urbana, the City of Champaign and interested parties in the private and non-profit sector. The implementation schedule for most of these suggestions was left to the discretion of the implementing agency, the Intergovernmental Solid Waste Disposal Agency (ISWDA).

a. Source Reduction

Source Reduction recommendations can be divided into four different areas:

- Post-consumer source reduction
- Toxicity reduction
- Increasing recyclability of waste stream
- Industrial source reduction

No specific implementation schedule was associated with the 18 Source Reduction recommendations.

Post-Consumer Source Reduction

- 1) An education coordinator should be part of the implementing agency's staff.
- 2) The County and municipal governments, as well as other municipal agencies, should encourage source reduction activities whenever possible.
- 3) County and municipal governments, as well as other municipal agencies, should encourage State and Federal officials and representatives to address the issue of source reduction in whatever means possible.
- 4) County and municipal governments, as well as other municipal agencies, should require that all departments complete a waste audit.
- 5) County and municipal governments should require that the ultimate disposal costs be calculated as part of their procurement process.

Toxicity Reduction and Increasing 'Recyclability' of Waste Stream

- 6) The education coordinator should develop materials to inform consumers of the type of hazardous waste in their home.
- 7) A separate publication on the alternatives to hazardous waste should be made available through local offices.
- 8) Implementation of toxicity reduction should be coordinated with other community groups.
- 9) County and municipal governments should encourage the introduction and passage [of legislation] at the State and Federal level that addresses the issue of toxicity reduction.

- 10) If the State or Federal governments do not pass legislation addressing the proper disposal of hazardous materials, or if no private firm establishes a comprehensive program for proper disposal of hazardous materials within 5 years, review of this plan should include consideration of banning these materials from any municipality owned or operated facilities or a review of the way and means of adding taxes on select hazardous materials.
- 11) If there has been no State or Federal legislation enacted to address problem components of the waste stream within five years of this plan's adoption, re-evaluation of deposits, surcharges and product bans and other related activities should be undertaken.
- 12) The education coordinator should include information on the recyclability of items in all program material as well as making sure retail and wholesale outlets use proper bags for the conveyance of purchases.

Industrial Source Reduction

- 13) The implementing authority should develop a waste audit program that would consist of staff visits to facilities to assist businesses and industries in determining where and how they may be able to reduce their waste generation and toxicity levels or to alter their waste to make it more easily processed.
- 14) Development of a waste audit disclosure report should be included as part of the review process within the economic development and planning departments of member governments.
- 15) The County and municipal governments should encourage efforts to reuse existing structures in the community as much as possible.
- 16) Demolition permits should have a 30-day waiting period.
- 17) The creation of a construction material recycling center should be investigated.
- 18) There should be a municipally sponsored Small Quantity Generator Program.

b. Recycling and Reuse

The 21 recommendations for recycling and reuse were divided into two separate implementation schedules: 17 recommendations for the next five years (1990-1995) and four long-term recommendations. The recommendations for 1990-1995 were divided into five categories: General, Residential, Yard waste, Commercial, and Community Recycling Center.

1990-1995 Recommendations: General

- 19) The Cities and County should develop a unified recycling system and agency to operate the recycling programs.
- 20) The Cities and County, through their membership in the association, should develop a material recovery facility to 'mainstream' recycling in Champaign County.
- 21) The Cities and the County should consider altering the current licensing structure for haulers.

1990-1995 Recommendations: Residential

- 22) The City of Urbana should add HDPE/PET collection to their curbside routes.
- 23) The City of Champaign and the City of Urbana should expand their curbside collection programs to service buildings with 5-9 units with a targeted participation rate of 30%.
- 24) Both Cities should use educational and promotional means to raise participation rates to a targeted range of 45% - 55%.
- 25) Both Cities should add the collection of cardboard/paperboard to the curbside programs (including the 5-9 unit buildings).
- 26) The County should maintain their current number of drop-offs.

1990-1995 Recommendations: Yard Waste

- 27) The City of Champaign should begin a nine-month yard waste collection program.
- 28) The City of Urbana should maintain their U-Bag and U-Tie Program
- 29) Both Cities should investigate the development of residential backyard composting programs.

1990-1995 Recommendations: Commercial

- 30) There should be no municipally sponsored programs intended to service large commercial and industrial firms in the County.
- 31) A partnership between the private haulers and the implementing authority should be developed to increase the recycling opportunities for small to medium sized businesses.
- 32) Both the Cities and the County should review their zoning, building codes, health and safety codes or any other ordinance or regulation that may hinder recycling activity in the commercial and industrial sector.

1990-1995 Recommendations: Community Recycling Center

- 33) CRC should re-evaluate its operations and determine whether collection or processing should be its primary function.
- 34) The in-town drop-off sites should be upgraded.
- 35) CRC should determine how to optimize its current capacity without any major improvements.

Long-Term Recommendations

- 36) The database of waste generation recycling and disposal information should be routinely updated.
- 37) The municipal programs should continuously adapt the materials collected to the changing mix of recyclable materials.

- 38) Studies on how to service 10+ unit residential structures should be undertaken.
- 39) The recycling programs should be amended to accommodate generator-based waste reduction programs when appropriate.

c. Combustion for Energy Recovery n/a

d. Combustion for Volume Reduction

Ten scenarios were considered within the body of Champaign County's Solid Waste Management Plan. Two of the 10 scenarios included the construction of a combustion facility. This facility was to be located in the vicinity of the University of Illinois Abbott Power Plant. In the final analysis, these scenarios were not recommended to be the most effective way to achieve Champaign County's solid waste management goals.

e. Disposal in Landfills

Scenario #6 was chosen as the most cost-effective way to achieve Champaign County's solid waste management goals. This proposal calls for:

- 40) The construction of an in-county transfer station with a material recovery component, and the construction of an in-county landfill.

Scenario #6 states that the previously mentioned expanded curbside program (see 'Residential' Recommendations) be implemented in 1992, the Transfer Station with material recovery will be operational by 1992, and the new landfill open in 1995.

The following six recommendations associated with the implementation of Scenario #6 are separated into four categories: Ownership; Operation and Procurement; Implementing Agency; Flow Control; and Financing.

Ownership, Operation and Procurement

- 41) Local government should own the facilities.
- 42) Local government should develop a public/private partnership for the operation of the solid waste facilities.

Implementing Agency

- 43) Designate the Intergovernmental Solid Waste Disposal Association as the implementing agency.
- 44) Local municipal recycling programs should continue under the direction of the member governments until ISWDA can consolidate service.

Flow Control

45) Flow Control should be enacted immediately after the adoption of the Solid Waste Management Plan to ensure demand for services for the future in-county landfill and reduce the municipality's liability with regard to out-of-county disposal sites.

Financing

46) In Champaign County, solid waste facilities should be financed with revenue bonds.

Appendix C Note:

1. Appendix C content is an excerpt from Section 1 (Recommendations and Implementation Schedule Contained in the Adopted Plan) of Champaign County Solid Waste Management Plan 2017 Update, adopted by Champaign County Board Resolution No. 10161 on November 21, 2017.

During 2021, two Residential Electronics Collection (REC) events took place outdoors at Parking Lot M at the Parkland College campus, on May 22, 2021 and on October 16, 2021. This summary report includes highlights of the REC events in 2021.

Collection Results (Attachment A)

In 2021, the two REC events resulted in a total of nearly 140 tons of unwanted residential electronics collected, on 330 pallets in total, and transported in 18-20 semi-loads.

In 2021, the weight of cathode-ray-tube (CRT) TV and monitors collected is tapering off. In October, CRT TVs and monitors comprised 36% of collected electronics. In May, CRT TVs and monitors comprised 38% of the electronics collected.

In 2021, LCD TVs and LCD monitors continue to trend upward.

Participation (Attachment B)

Residents of 21 municipalities in the County and of unincorporated Champaign County participated in both REC events.

A total of 1,717 persons registered to attend the May REC event. The estimated number of participants attending was 1,457. Approximately 15% of persons registered did not attend.

A total of 1,621 persons registered to attend the October REC event. The estimated number of participants attending was 1,322. Approximately 18% of persons registered did not attend.

Attachments

- A Collection Reports Residential Electronics Collections
 Details Category and Weights, Years 2021-2017
 Comparative Chart —Years 2021-2017

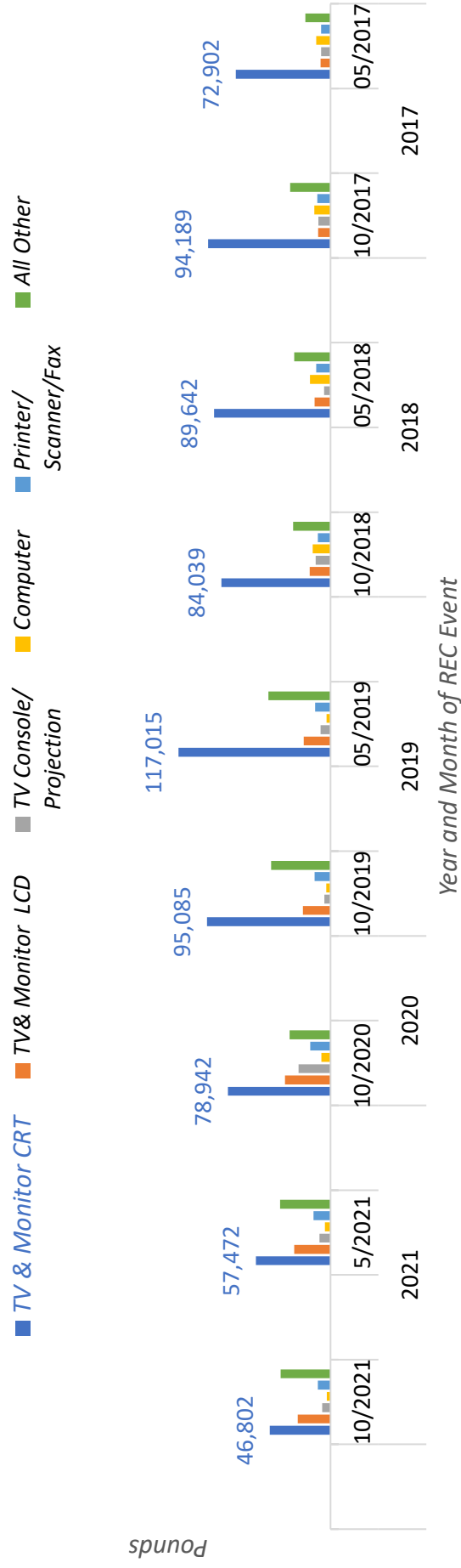
- B Residential Electronics Collection Participants in 2021

Residential Electronics Collections - Years 2021-2017
Collection Results

Year	REC Event Date	TV & Monitor CRT	TV& Monitor LCD	TV Console/ Projection	Computer	Printer/ Scanner/Fax	All Other	Subtotal Pounds	Subtotal Tons	Total Pounds	Total Tons
2021	10/2021	46,802	25,299	6,382	2,772	9,774	38,329	129,358	64.77		
	5/2021	57,472	28,028	8,396	4,291	13,098	38,811	150,096	75.05	279,454	139.73
2020	10/2020	78,942	35,144	24,597	6,978	15,598	31,431	192,690	96.35	192,690	96.35
2019	10/2019	95,085	21,244	4,709	3,178	12,219	45,771	182,206	91.10		
	05/2019	117,015	20,632	7,739	3,074	11,870	47,744	208,074	104.04	390,280	195.14
2018	10/2018	84,039	16,018	11,330	13,783	9,802	28,776	163,748	81.87		
	05/2018	89,642	12,212	4,994	15,835	11,091	28,022	161,796	80.90	325,544	162.77
2017	10/2017	94,189	9,628	9,396	12,463	10,075	31,046	166,797	83.40		
	05/2017	72,902	7,717	7,272	10,944	7,315	19,279	125,429	62.71	292,226	146.11
	11/29/2021										

Attachment A

COMPARISON OF RESIDENTIAL ELECTRONICS CATEGORIES COLLECTED, YEARS 2021-2017



Attachment A

11/29/21

Semis filled	Total Lbs. collected	Total Tons collected	Lbs. of TV's collected	% of TV's collected
7	110,173	50.1	67,114	60.9%
9	125,429	62.7	85,144	67.9%
8/10	161,796	80.9	110,984	66.5%
8/10	163,748	81.9	107,834	65.9%
9.5/11	208,074	104.04	145,400	69.9%
8/9	182,200	91.1	121,000	66.4%

Total allowed to register online	Total registered once we closed...	Total registered after postcards went out...	Postcards collected on date of event:	Ppl who didn't get postcards or didn't register	Approx. total attendees:	Approx. no shows:	% showed up	% no show
708	715	674	681	35	716			
1040	1142	1099	924	50	974	125	89%	11%
1248	1296	1296	1072	31	1103	198	85%	15%
1600	1585	1545	1247	43	1290	255	83%	17%
1782	1595	1649	1266	54	1320	329	80%	20%
2240	2116	2115	1612	80	1692	423	80%	20%
2160	1980	1997	1472	112	1584	413	78%	22%
cancelled due to COVID-19								
2100	2118	2070	1775	5	1780	290	86%	14%
1735	1717	1357	1357	100	1457	260	85%	15%

5/22/21 Event weather: cloudy & warm (86 degrees)

Total registered: cancellations &/or additions
 Postcards collected on date of event: showed email/text at event:

7:00-7:15	88	85	71	5
7:15-7:30	79	80	67	5
7:30-7:45	85	81	67	5
7:45-8:00	86	82	72	5
8:00-8:15	88	87	70	5
8:15-8:30	87	88	67	5
8:30-8:45	87	87	67	5
8:45-9:00	87	87	73	5
9:00-9:15	87	87	75	5
9:15-9:30	87	88	71	5
9:30-9:45	87	86	70	5
9:45-10:00	88	87	68	5
10:00-10:15	87	91	79	5
10:15-10:30	87	88	65	5
10:30-10:45	87	86	71	5
10:45-11:00	88	85	67	5
11:00-11:15	87	86	64	5
11:15-11:30	87	86	65	5
11:30-11:45	88	86	55	5
11:45-12:00	88	84	53	5

1735	1717	1357	100
-------------	-------------	-------------	------------

Total approx # of participants: **1457** **85%**
 Approx no shows (1717-1457): **260** **15%**

Participating communities:	cancelled:	added:	total:
1 Bondville			7
2 Broadlands			3
3 Champaign	21	12	865
4 Fisher			16
5 Gifford			4
6 Homer			16
7 Ivesdale			4
8 Longview			4
9 Ludlow			2
10 Mahomet	5		167
11 Ogdén			14
12 Pesotum			5
13 Rantoul	1	2	62
14 Royal			5
15 Sadorus	1	1	6
16 Savoy			84
17 Sidney			14
18 St. Joseph	2	1	77
19 Thomasboro	1		9
20 Tolono			31
21 Urbana	7	5	289
22 Unincorporated &	2		32
TOTAL:	41	23	1717

	Total allowed to register online	Total registered once we closed...	Total registered after postcards went out...	Postcards collected on date of event:	Ppl who didn't get postcards or didn't register	Approx. total attendees:	Approx. no shows:	attendance %	% no show
Oct 15, 2016	708	715	674	681	35	716			
May 20, 2017	1040	1142	1099	924	50	974	125	89%	11%
Oct 14, 2017	1248	1296	1296	1072	31	1103	198	85%	15%
May 19, 2018	1600	1585	1545	1247	43	1290	255	83%	17%
Oct 13, 2018	1782	1595	1649	1266	54	1320	329	80%	20%
May 18, 2019	2240	2116	2115	1612	80	1692	423	80%	20%
Oct 12, 2019	2160	1980	1997	1472	112	1584	413	78%	22%
May 16, 2020	cancelled due to COVID-19								
Oct 9-10, 2020	2100	2118	2070	1775	5	1780	290	86%	14%
May 22, 2021	1735	1717		1357	100	1457	260	85%	15%
Oct 16, 2021	1645	1621		1257	65	1322	299	82%	18%

10/16/21 Event (weather: sunny & cool (40-60 degrees))

	Total registered: cancellations &/or additions	Total reg after cancellations &/or additions	Postcards collected on date of event:	showed email/text at event:
8:00-8:15	105	101	88	4
8:15-8:30	102	99	79	4
8:30-8:45	102	104	90	4
8:45-9:00	103	100	83	4
9:00-9:15	106	105	83	4
9:15-9:30	102	102	77	4
9:30-9:45	102	101	81	4
9:45-10:00	101	102	78	4
10:00-10:15	107	108	82	4
10:15-10:30	103	102	79	4
10:30-10:45	102	101	79	4
10:45-11:00	102	99	78	4
11:00-11:15	102	103	73	4
11:15-11:30	102	99	73	4
11:30-11:45	101	100	74	4
11:45-12:00	103	95	60	5
TOTAL:	1645	1621	1257	65

Total approx # of participants: 1322 (82%)
Approx no shows (1621-1257): 299 (18%)

Semis filled	Total Lbs. collected	Total Tons collected	Lbs. of TV's collected	% of TV's collected
110,173	50.1	67,114	60.9%	
7	125,429	62.7	85,144	67.9%
9	166,797	83.4	110,984	66.5%
8/10	161,796	80.9	105,013	64.9%
8/10	163,748	81.9	107,834	65.9%
9.5/11	208,074	104.04	145,400	69.9%
8/9	182,200	91.1	121,000	66.4%
	192,690	96.35	133,284	69.2%
	150,096	75.05	90,908	60.6%

	Participating communities:	cancelled:	added:	total:
1	Bondville	3		3
2	Broadlands	1		1
3	Champaign	825	23	821
4	Fisher	20	1	19
5	Gifford	7	2	5
6	Homer	7		7
7	Ivesdale	4		4
8	Longview	5		5
9	Ludlow	2		2
10	Mahomet	120	5	119
11	Ogden	9	1	10
12	Pesotum	2		2
13	Rantoul	65	1	64
14	Royal	1		1
15	Sadorus	4	1	3
16	Savoy	104	4	101
17	Sidney	11		11
18	St. Joseph	49	2	48
19	Thomasboro	7		7
20	Tolono	19	1	18
21	Urbana	355	17	345
22	Unincorporated &	25		25
	TOTAL:	1645	61	1621

Heritage Environmental Services, LLC is the contractor for the Illinois Environmental Protection Agency (IEPA) that mobilized and provided staff onsite at the IEPA-sponsored One-Day Household Hazardous Waste (HHW) Collection held on April 4, 2021 at the northeast parking lot of Market Place Shopping Center in Champaign.

Collection Results (Attachment A)

Attachment A is an excerpt of the Heritage summary report for the IEPA-Sponsored One-Day HHW Collection held in 2021. The 2021 report features specific variable measurement units and data that differs from previous reports about IEPA-Sponsored One-Day HHW Collection results in 2019 and in 2012 that featured generalized data results.

Based on these available reports, only the following simple comparisons are shared for the IEPA-Sponsored One-Day HHW Collection events held in 2021, 2019, and in 2012.

Contractor Cost (Heritage Environmental Services), billed to IEPA:

2021	2019	2012
\$101,273	\$103,089	\$135,455

Estimated Number of Participants reported by Heritage:

2021	2019	2012
n/a*	800	1,555

* Based on local coordination team attendance tracking, 874 persons out of 974 registered (approximately 89%) participated in the 2021 IEPA-sponsored one-day HHW collection.

Information to additionally compile and share for the IEPA-Sponsored One-Day HHW Collection event is total costs incurred by county and collaborating local coordinating team staff.

Attachment A

Excerpt of Heritage Disposal Summary Report for IEPA One-Day HHW Collection on April 4, 2021

Heritage - Disposal for One-Day HHW Events Starting FY 2011 Collections Held After November 22, 2011 10-DAY SUMMARY					
IEPA Project Manager: Donald R. Buis					
Collection Date:		April 4, 2021			
Collection Location:		2000 N. Neil Street, Champaign, IL 61820			
Contractor Name:		Heritage Environmental Services, LLC			
WASTE	DISPOSAL FACILITIES	UNIT COST	UNIT	QUANTITY	TOTAL COST
Aerosol Paints & Solvents					
Processed and Recovered	RINECO	\$72.00	5 gal		\$0.00
	1007 Vulcan Road Haskell	\$75.00	16 gal		\$0.00
	Benton, AR 72015	\$81.00	30 gal		\$0.00
		\$103.00	55 gal		\$0.00
		\$358.00	1 cy	6	\$2,148.00
Aerosol Pesticides & Poisons					
Lab Packed & Incinerated	HES-WTI, Inc.	\$68.00	5 gal		\$0.00
	1250 St. George Street	\$136.00	16 gal		\$0.00
	East Liverpool, OH 43920	\$142.00	30 gal		\$0.00
		\$158.00	55 gal		\$0.00
		\$453.00	1 cy	4	\$1,812.00
Corrosives					
Lab Packed & Incinerated	HES-WTI, Inc.	\$63.00	5 gal		\$0.00
	1250 St. George Street	\$72.00	16 gal		\$0.00
	East Liverpool, OH 43920	\$130.00	30 gal		\$0.00
	ACID	\$217.00	55 gal	9	\$1,953.00
	BASE	\$217.00	55 gal	13	\$2,821.00
Oxidizers					
Lab Packed & Incinerated	HES-WTI, Inc.	\$63.00	5 gal	1	\$63.00
	1250 St. George Street	\$72.00	16 gal	1	\$72.00
	East Liverpool, OH 43920	\$130.00	30 gal	2	\$260.00
		\$217.00	55 gal	1	\$217.00
Waste Oils					
Bulked & Redistilled	Beaver Oil Company	\$46.00	5 gal		\$0.00
	6037 Lenzi Avenue	\$49.00	16 gal		\$0.00
	Hodgkins, IL 60525	\$54.00	30 gal		\$0.00
		\$83.00	55 gal		\$0.00
		\$0.21	gal	1100	\$231.00
Flammable Liquids (bulkable)					
Bulked & Burned for Fuel	RINECO	\$46.00	5 gal		\$0.00
	1007 Vulcan Road Haskell	\$49.00	16 gal		\$0.00
	Benton, AR 72015	\$54.00	30 gal		\$0.00
		\$83.00	55 gal	12	\$996.00
		\$252.00	85 gal		\$0.00
Flammable Solids					
Lab Packed & Incinerated	HES-WTI, Inc.	\$63.00	5 gal		\$0.00
	1250 St. George Street	\$114.00	16 gal	1	\$114.00
	East Liverpool, OH 43920	\$239.00	30 gal		\$0.00
		\$334.00	55 gal		\$0.00
Water Reactives					
Lab Packed & Incinerated	HES-WTI, Inc.	\$73.00	5 gal	1	\$73.00
	1250 St. George Street	\$114.00	16 gal		\$0.00
	East Liverpool, OH 43920	\$239.00	30 gal		\$0.00
		\$334.00	55 gal		\$0.00
Oil-Based Paints					
Bulked & Burned for Fuel	RINECO	\$75.00	5 gal		\$0.00
	1007 Vulcan Road Haskell	\$106.00	16 gal		\$0.00

	Benton, AR 72015	\$162.00	30 gal		\$0.00
		\$225.00	55 gal	28	\$6,300.00
		\$412.00	85 gal		\$0.00
Adhesives, Sealers, Flams Not Bulked					
Burned for Fuel	RINECO	\$47.00	5 gal		\$0.00
	1007 Vulcan Road Haskell	\$49.00	16 gal		\$0.00
	Benton, AR 72015	\$62.00	30 gal		\$0.00
		\$126.00	55 gal		\$0.00
		\$398.00	1 cy	15	\$5,970.00
Antifreeze					
Bulked & Burned for Fuel	RINECO	\$47.00	5 gal		\$0.00
	1007 Vulcan Road Haskell	\$49.00	16 gal		\$0.00
	Benton, AR 72015	\$62.00	30 gal		\$0.00
		\$126.00	55 gal	7	\$882.00
		\$282.00	85 gal		\$0.00
PCB Capacitors & Transformers					
Lab Packed & Incinerated	Veolia ETS	\$85.00	5 gal	1	\$85.00
	5752 West Jefferson Street	\$322.00	16 gal		\$0.00
	Phoenix, AZ 85043	\$490.00	30 gal		\$0.00
		\$811.00	55 gal		\$0.00
PCB Contaminated Liquids					
Incinerated	Veolia ETS	\$115.00	5 gal		\$0.00
	5752 West Jefferson Street	\$233.00	16 gal		\$0.00
	Phoenix, AZ 85043	\$434.00	30 gal		\$0.00
		\$591.00	55 gal		\$0.00
		\$1,014.00	85 gal		\$0.00
Poison Solids					
Lab Packed & Incinerated	HES-WTI, Inc.	\$73.00	5 gal		\$0.00
	1250 St. George Street	\$146.00	16 gal		\$0.00
	East Liverpool, OH 43920	\$185.00	30 gal		\$0.00
		\$231.00	55 gal		\$0.00
		\$430.00	1 cy	9	\$3,870.00
Poison Liquids					
Lab Packed & Incinerated	HES-WTI, Inc.	\$73.00	5 gal		\$0.00
	1250 St. George Street	\$146.00	16 gal		\$0.00
	East Liverpool, OH 43920	\$154.00	30 gal		\$0.00
		\$202.00	55 gal	1	\$202.00
		\$747.40	1 cy	18	\$13,453.20
Asbestos					
Landfilled	Heritage Roachdale Landfill	\$65.00	5 gal		\$0.00
	4370 West County Road 1275 North	\$68.00	16 gal		\$0.00
	Roachdale, IN 46172	\$80.00	30 gal		\$0.00
		\$120.00	55 gal		\$0.00
		\$236.00	1 cy		\$0.00
Household Batteries - NiCad					
Drummed & Recycled (nicad)	INMETCO	\$65.00	5 gal		\$0.00
	Route 488	\$132.00	16 gal	1	\$132.00
	Elwood City, PA 16117	\$205.00	30 gal		\$0.00
		\$299.00	55 gal		\$0.00
Household Batteries - Alkaline					
Drummed & Landfilled (alkaline)	Environmental Quality (Wayne Dispo	\$50.00	5 gal	1	\$50.00
	49350 North I-94 Service Drive	\$74.00	16 gal	11	\$814.00
	Belleville, MI 4811	\$185.00	30 gal		\$0.00
		\$253.00	55 gal		\$0.00
Household Batteries - Lithium					
Drummed & Recycled (lithium)	INMETCO	\$223.00	5 gal		\$0.00
	Route 488	\$533.00	16 gal	2	\$1,066.00
	Elwood City, PA 16117	\$1,062.00	30 gal		\$0.00

		\$1,777.00	55 gal		\$0.00
Household Batteries - Sealed Lead					
Drummed & Recycled (sealed lead)	RSR - Quemetco	\$92.00	5 gal	1	\$92.00
	7870 W. Morris Street	\$95.00	16 gal		\$0.00
	Indianapolis, IN 46231	\$102.00	30 gal		\$0.00
		\$155.00	55 gal		\$0.00
Fluorescent Lamps					
Lab Packed & Recycled	Lighting Resources, Inc	\$0.15	Per Foot	9033	\$1,354.95
Compact Fluorescent Lamps					
Lab Packed & Recycled	Lighting Resources, Inc	\$21.00	5 gal		\$0.00
	894 Park 800 Dr	\$48.00	16 gal		\$0.00
	Greenwood, IN 46143	\$91.00	30 gal		\$0.00
		\$171.00	55 gal	9	\$1,539.00
Mercury & Mercury Containing Waste					
Lab Packed & Recycled	Heritage Indianapolis Treatment	\$529.00	5 gal	1	\$529.00
	7901 West Morris Street	\$1,015.00	16 gal	1	\$1,015.00
	Indianapolis, IN 60439	\$1,337.00	30 gal		\$0.00
		\$1,877.00	55 gal		\$0.00
Hazardous Waste Solids Not Elsewhere Specified in This Bid					
Crushed Lamps	Lighting Resources, Inc	\$73.00	5 gal		\$0.00
	894 Park 800 Dr	\$189.00	16 gal		\$0.00
	Greenwood, IN 46143	\$323.00	30 gal		\$0.00
		\$471.00	55 gal		\$0.00
		\$720.00	1 cy		\$0.00
Hazardous Waste Liquids Not Elsewhere Specified in This Bid					
Lab Packed & Incinerated	HES-WTI, Inc.	\$73.00	5 gal		\$0.00
	1250 St. George Street	\$189.00	16 gal		\$0.00
	East Liverpool, OH 43920	\$323.00	30 gal		\$0.00
		\$471.00	55 gal		\$0.00
		\$720.00	85 gal		\$0.00

1) Waste Charge: \$48,114.15

Mobilization		ii. Each Additional 4-Person Team	# Additional Teams
Northwest	\$12,448.00	\$2,917.00	
Chicago-Metro	\$10,350.00	\$2,843.00	
Peoria-Quad Cities	\$12,810.00	\$3,909.00	
East Central	\$13,699.00	\$3,946.00	10
West Central	\$12,123.00	\$3,965.00	
E. St. Louis Metro	\$11,463.00	\$2,962.00	
Southern	\$11,874.00	\$3,846.00	

Cost for Addl. Teams \$39,460.00

2) Total Mobility Cost: \$53,159.00

Excerpt of 10-Day Summary emailed on 5/25/2021 from D. Buis, IEPA

Total Cost: \$101,273.15

Summary of Resident Survey Results

The responses to survey questions 1 through 13 are summarized below. Additional details and specific comments provided as responses to the Resident Survey start on Page F-6.

1. How much emphasis does your household place on recycling?

Of the 88 respondents,

9% ... We don't recycle and are not interested.

3% ... We don't recycle, but plan to begin.

28% ... We recycle some of the time.

60% ... We recycle most of the time.

2. Do you or other members of your household currently do any of the following?

The top two recycling activities indicated were:

'Recycle plastic bags' and 'Recycle electronics items such as computers, televisions, printers.'

3. Compared to five years ago, how would you describe the frequency of your recycling activities?

Of the 88 respondents,

55% indicated they recycle approximately the same amount,

30% indicated they recycle more frequently or somewhat more frequently, and

12.5% indicated they recycle less frequently.

4. What prevents you from recycling or recycling more than you currently do? (check all that apply)

Of the 86 respondents,

32 responded... Curbside recycling is not available.

29 responded... Nothing, I recycle everything possible.

25 responded... I do not know where to find recycling information.

23 responded ... 'Other' Refer to p. F-7 for comments listed.

22 responded ... Recycling takes up too much room.

18 responded ... It is too much work or not physically able.

9 responded ... Inconvenient locations and times.

3 responded ... I do not know where to take materials.

3 responded ... Recycling takes too much time.

1 responded ... I do not think it is necessary to recycle.

1 responded ... I do not know what I can recycle.

5. Do you or other members of your household currently do any of the following to reduce the amount of trash you throw away (i.e., waste reduction)? [Check all that apply.]

From 89 respondents, the top three responses were:

85 responded ... Donate clothing and household items.

82 responded ... Keep items (vehicles, lawn equipment, appliance, etc.) well-maintained to avoid repair and replacement.

75 responded ... Use durable cups, plates, and utensils instead of disposables.

6. How willing are you to subscribe to a food scrap curbside collection program?

Of the 87 respondents,

17 were ... Very willing

10 were ... Somewhat willing

21 were ... Not willing

21 indicated 'Don't know/Not sure'

18 indicated 'Not applicable'

7. How willing are you to bring food scrap from your residence to a food scrap collection drop off?

Of the 85 respondents,

51 were 'Not willing'

21 indicated 'Don't Know/Not sure'

10 were 'Somewhat willing' and

3 were 'Very willing'

8. How willing are you to pay for trash services based on the amount of trash you set out for disposal, similar to other utilities like water and electricity?

Of the 84 respondents,

30 were 'Very willing'

24 were 'Somewhat willing'

17 indicated 'Don't Know/Not sure'

13 were 'Not willing'

9. Please rate your agreement with the following statements.

- I am willing to help pay the costs to provide alternatives to landfill disposal, such as curbside food scrap collection for composting.

<i>Strongly Agree: 17%</i>	Agree: 21.5%	<i>Neutral: 20.4%</i>	<i>Disagree: 13.6%</i>	<i>Strongly Disagree: 15.9%</i>	<i>Don't Know: 11.3%</i>
----------------------------	---------------------	-----------------------	------------------------	---------------------------------	--------------------------

- I am supportive of my city or county arranging my residential trash and recycling service.

Strongly Agree: 30.7%	<i>Agree: 18.2%</i>	<i>Neutral: 12.6%</i>	<i>Disagree: 6.8%</i>	<i>Strongly Disagree: 10.2%</i>	<i>Don't Know: 12.5%</i>
------------------------------	---------------------	-----------------------	-----------------------	---------------------------------	--------------------------

- I support public policies that lead to improved waste reduction and reuse.

Strongly Agree: 40.9%	<i>Agree: 32.9%</i>	<i>Neutral: 12.5%</i>	<i>Disagree: none</i>	<i>Strongly Disagree: 4.5%</i>	<i>Don't Know: 9.1%</i>
------------------------------	---------------------	-----------------------	-----------------------	--------------------------------	-------------------------

- I support public policies that lead to improved recycling programs.

Strongly Agree: 47.2%	<i>Agree: 33.7%</i>	<i>Neutral: 12.4%</i>	<i>Disagree: none</i>	<i>Strongly Disagree: 3.4%</i>	<i>Don't Know: 3.4%</i>
------------------------------	---------------------	-----------------------	-----------------------	--------------------------------	-------------------------

10. Please indicate how active a role local government should take in each of the following.

- Educate residents about the importance of waste reduction and recycling.

Leadership Role: 62.8%	<i>Supportive Role: 26.7%</i>	<i>No Role: 10.5%</i>
-------------------------------	-------------------------------	-----------------------

- Support the development of comprehensive waste reduction and recycling programs.

Leadership Role: 55.8%	<i>Supportive Role: 31.4%</i>	<i>No Role: 12.8%</i>
-------------------------------	-------------------------------	-----------------------

- Inform residents and businesses about existing programs and services.

Leadership Role: 68.2%	<i>Supportive Role: 22.3%</i>	<i>No Role: 9.4%</i>
-------------------------------	-------------------------------	----------------------

- Develop progressive programs to expand waste reduction and recycling in your community.

Leadership Role: 58.1%	<i>Supportive Role: 27.9%</i>	<i>No Role: 13.9%</i>
-------------------------------	-------------------------------	-----------------------

11. Please rate how supportive you would be of your city or county implementing the following policies to help reduce waste from landfills.

Of the 85 respondents,

- Mandatory recycling for residents
Very Supportive: 33.3% Somewhat Supportive: 33.3% Not Supportive: 33.3%
- Mandatory recycling for businesses and institutions
Very Supportive: 50% Somewhat Supportive: 23.8% Not Supportive: 26.2%
- Mandatory recycling for construction and demolition projects
Very Supportive: 57.1% Somewhat Supportive: 25% Not Supportive: 17.9%
- Mandatory recycling for apartment complexes
Very Supportive: 44.1% Somewhat Supportive: 35.7% Not Supportive: 20.2%
- Pay-As-You-Throw (i.e., each resident pays for the amount of trash set out at curb for disposal)
Very Supportive: 42.4% Somewhat Supportive: 31.8% Not Supportive: 25.9%

Continued on Next Page

12. Please rate your satisfaction with the availability of the following types of services in the community where you live.

A. Availability of trash collection service

<i>Very Satisfied</i>	<i>Satisfied</i>	<i>Neutral</i>	<i>Dissatisfied</i>	<i>Very Dissatisfied</i>	<i>Don't Know</i>	Total
39.5%	40.7%	11.1%	2.5%	3.7%	2.5%	81

B. Recycling collection or access to a public recycling drop off

<i>Very Satisfied</i>	<i>Satisfied</i>	<i>Neutral</i>	<i>Dissatisfied</i>	<i>Very Dissatisfied</i>	<i>Don't Know</i>	Total
21.5%	20.3%	13.9%	22.8%	16.5%	5.1%	79

C. Landscape waste collection

<i>Very Satisfied</i>	<i>Satisfied</i>	<i>Neutral</i>	<i>Dissatisfied</i>	<i>Very Dissatisfied</i>	<i>Don't Know</i>	Total
15.2%	21.5%	30.4%	15.2%	1.3%	16.5%	79

D. Food scrap composting options

<i>Very Satisfied</i>	<i>Satisfied</i>	<i>Neutral</i>	<i>Dissatisfied</i>	<i>Very Dissatisfied</i>	<i>Don't Know</i>	Total
0%	1.3%	42.3%	11.5%	5.1%	39.7%	78

E. Glass bottle/container recycling

<i>Very Satisfied</i>	<i>Satisfied</i>	<i>Neutral</i>	<i>Dissatisfied</i>	<i>Very Dissatisfied</i>	<i>Don't Know</i>	Total
21.3%	20%	10%	17.5%	21.3%	2.5%	80

F. Household Hazardous waste collection

<i>Very Satisfied</i>	<i>Satisfied</i>	<i>Neutral</i>	<i>Dissatisfied</i>	<i>Very Dissatisfied</i>	<i>Don't Know</i>	Total
5.1%	17.7%	24.1%	27.9%	11.4%	13.9%	79

G. Used tire collection

<i>Very Satisfied</i>	<i>Satisfied</i>	<i>Neutral</i>	<i>Dissatisfied</i>	<i>Very Dissatisfied</i>	<i>Don't Know</i>	Total
2.5%	8.8%	25%	16.3%	10%	27.5%	80

H. Safe disposal options for old unused medications

<i>Very Satisfied</i>	<i>Satisfied</i>	<i>Neutral</i>	<i>Dissatisfied</i>	<i>Very Dissatisfied</i>	<i>Don't Know</i>	Total
12.5%	35%	30%	8.8%	2.5%	11.3%	80

I. Appliance disposal/recycling

<i>Very Satisfied</i>	<i>Satisfied</i>	<i>Neutral</i>	<i>Dissatisfied</i>	<i>Very Dissatisfied</i>	<i>Don't Know</i>	Total
6.3%	18.8%	28.8%	13.8%	10%	22.5%	80

J. Bulky items pickup services

<i>Very Satisfied</i>	<i>Satisfied</i>	<i>Neutral</i>	<i>Dissatisfied</i>	<i>Very Dissatisfied</i>	<i>Don't Know</i>	Total
5.1%	16.5%	25.3%	22.8%	5.1%	25.3%	79

Continued

K. Agricultural chemicals collection

<i>Very Satisfied</i>	<i>Satisfied</i>	<i>Neutral</i>	<i>Dissatisfied</i>	<i>Very Dissatisfied</i>	<i>Don't Know</i>	Total
1.3%	8.8%	27.5%	7.5%	3.8%	51.3%	80

L. Community/neighborhood clean-up days

<i>Very Satisfied</i>	<i>Satisfied</i>	<i>Neutral</i>	<i>Dissatisfied</i>	<i>Very Dissatisfied</i>	<i>Don't Know</i>	Total
3.8%	17.7%	34.2%	10.1	5.1%	29.1%	79

M. Electronics waste collection (televisions, computers, etc.)

<i>Very Satisfied</i>	<i>Satisfied</i>	<i>Neutral</i>	<i>Dissatisfied</i>	<i>Very Dissatisfied</i>	<i>Don't Know</i>	Total
11.3%	23.8%	16.3%	30%	8.8%	10%	80

N. Carpet recycling

<i>Very Satisfied</i>	<i>Satisfied</i>	<i>Neutral</i>	<i>Dissatisfied</i>	<i>Very Dissatisfied</i>	<i>Don't Know</i>	Total
2.5%	3.8%	28.8%	7.5%	5%	52.5%	80

O. Mattress and box spring recycling

<i>Very Satisfied</i>	<i>Satisfied</i>	<i>Neutral</i>	<i>Dissatisfied</i>	<i>Very Dissatisfied</i>	<i>Don't Know</i>	Total
3.8%	7.6%	24.1%	16.5%	10.1%	38%	79

P. Household battery recycling

<i>Very Satisfied</i>	<i>Satisfied</i>	<i>Neutral</i>	<i>Dissatisfied</i>	<i>Very Dissatisfied</i>	<i>Don't Know</i>	Total
10.1%	24.1%	15.2%	19%	12.7%	19%	79

Q. Safe disposal options for medical sharps/needles

<i>Very Satisfied</i>	<i>Satisfied</i>	<i>Neutral</i>	<i>Dissatisfied</i>	<i>Very Dissatisfied</i>	<i>Don't Know</i>	Total
11.3%	20%	23.8%	10%	0%	35%	80

13. Referring to the list in Question 12 above, which THREE services would you MOST LIKE to see offered or expanded in the community where you live? [Enter your selected TOP THREE services below using the letter shown for each item in Question 12.]

Summary of **top three services** selected by 77 – 79 survey respondents:

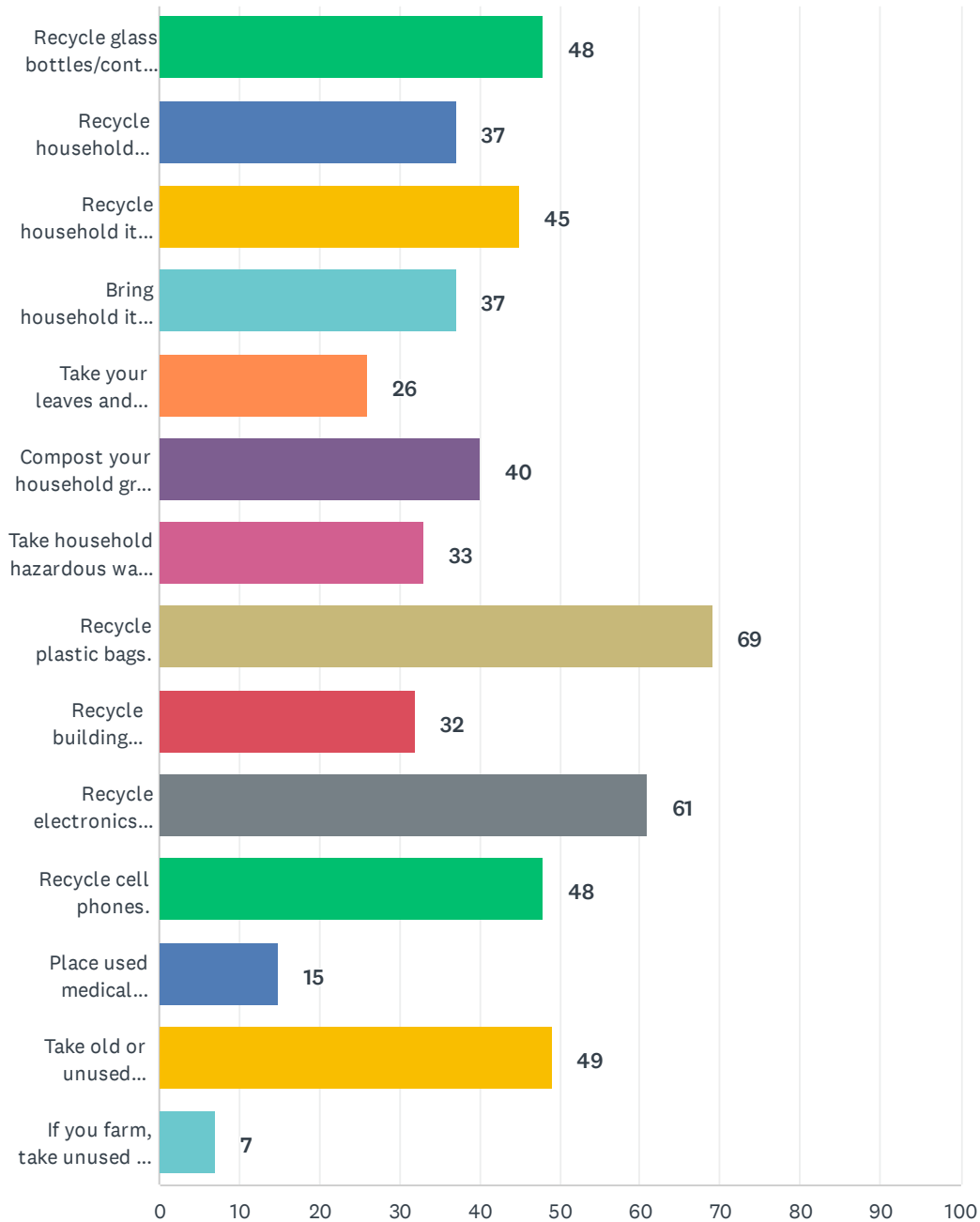
B. Selected by 27 respondents: **Recycling collection or access to a public recycling drop off**

M. Selected by 24 respondents: **Electronics waste collection (televisions, computers, etc.)**

F. Selected by 21 respondents: **Household Hazardous Waste Collection**

Q2 Do you or other members of your household currently do any of the following? [Check all that apply.]

Answered: 86 Skipped: 4



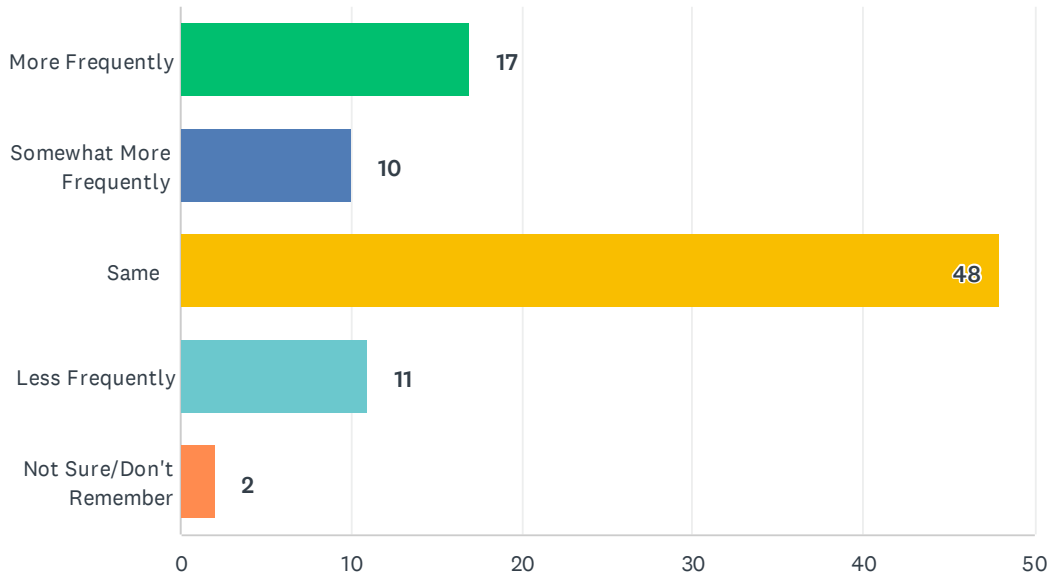
Resident Survey: Waste Reduction, Recycling, Composting, and Trash Service
 Resident Survey: Waste Reduction, Recycling, Composting, and Trash Service

Appendix F

ANSWER CHOICES	RESPONSES	
Recycle glass bottles/containers.	55.81%	48
Recycle household batteries.	43.02%	37
Recycle household items like cardboard, paper, bottles, containers, or cans curbside.	52.33%	45
Bring household items like cardboard, paper, plastic containers, or cans to a public drop-off recycling center.	43.02%	37
Take your leaves and brush to a landscape recycling facility, or set them [in bags or bound] at the curb for collection.	30.23%	26
Compost your household grass clippings, leaves, brush, or food scrap at home.	46.51%	40
Take household hazardous waste (HHW) items like oil-based paint, solvents, lawn chemicals, or automotive fluids to an HHW facility or to an annual HHW one-day collection in Champaign. (HHW collection facilities are located in northern IL, with one in Madison County in far southwestern IL).	38.37%	33
Recycle plastic bags.	80.23%	69
Recycle building materials from home repair or remodeling.	37.21%	32
Recycle electronics items such as computers, televisions, printers.	70.93%	61
Recycle cell phones.	55.81%	48
Place used medical sharps/needles in a safe approved disposal container (e.g., provided at a health care facility or using a mail-back box).	17.44%	15
Take old or unused medications/ pharmaceuticals to a collection container (e.g., at Walgreens, Carle Hospital, etc.) or to a special US Drug Enforcement Agency collection event for unwanted medications.	56.98%	49
If you farm, take unused or old farm agricultural chemicals to a regional IL Dept of Agriculture ag chemicals collection.	8.14%	7
Total Respondents: 86		

Q3 Compared to five years ago, how would you describe the frequency of your recycling activities? [Check only one.]

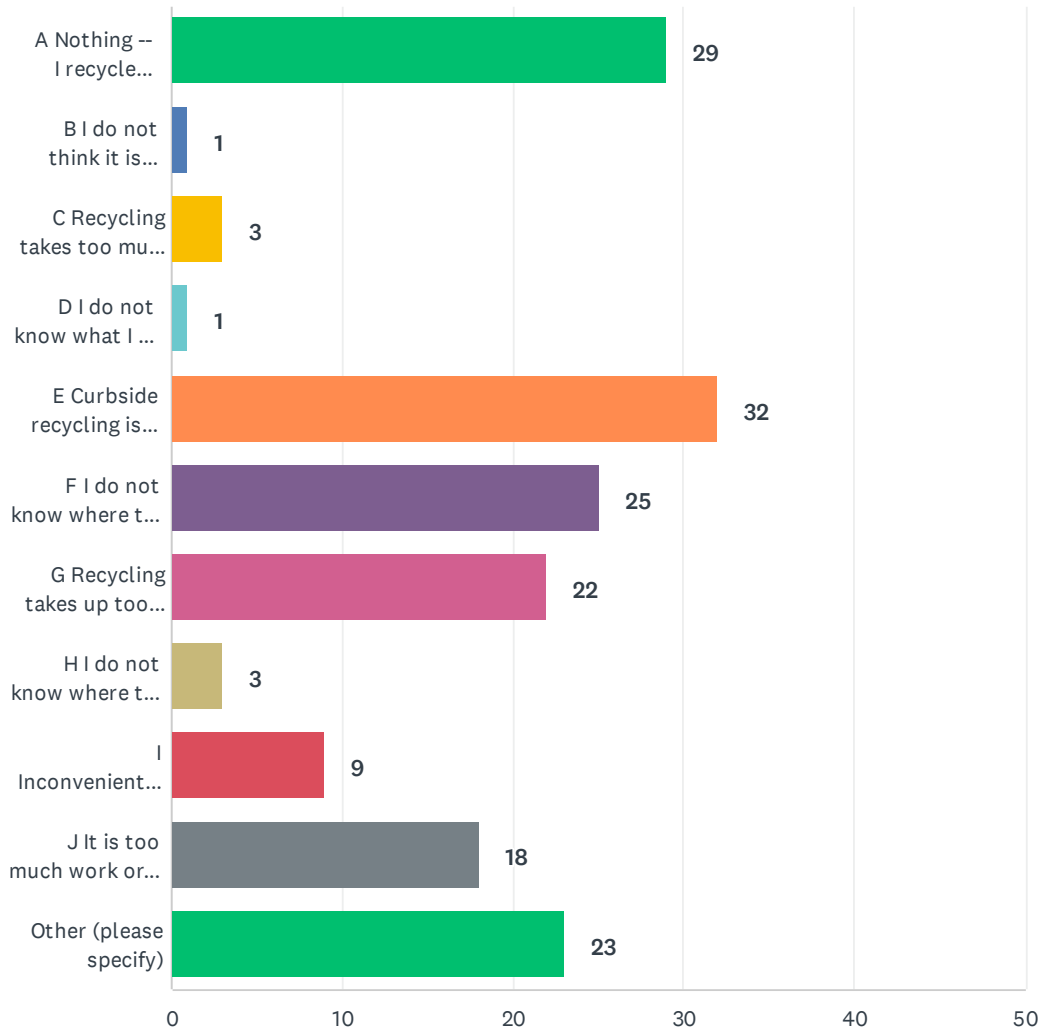
Answered: 88 Skipped: 2



ANSWER CHOICES	RESPONSES	
More Frequently	19.32%	17
Somewhat More Frequently	11.36%	10
Same	54.55%	48
Less Frequently	12.50%	11
Not Sure/Don't Remember	2.27%	2
TOTAL		88

Q4 What prevents you from recycling or recycling more than you currently do? [Check all that apply.]

Answered: 86 Skipped: 4



ANSWER CHOICES	RESPONSES	
A Nothing -- I recycle everything possible.	33.72%	29
B I do not think it is necessary to recycle.	1.16%	1
C Recycling takes too much time.	3.49%	3
D I do not know what I can recycle.	1.16%	1
E Curbside recycling is not available.	37.21%	32
F I do not know where to take materials.	29.07%	25
G Recycling takes up too much room.	25.58%	22
H I do not know where to find recycling information.	3.49%	3
I Inconvenient locations and times.	10.47%	9
J It is too much work or not physically able.	20.93%	18
Other (please specify)	26.74%	23
Total Respondents: 86		

See the 23 Responses to Question #4 "Other {please specify} on next page....

"What Prevents you from recycling or recycling more than you currently do?"

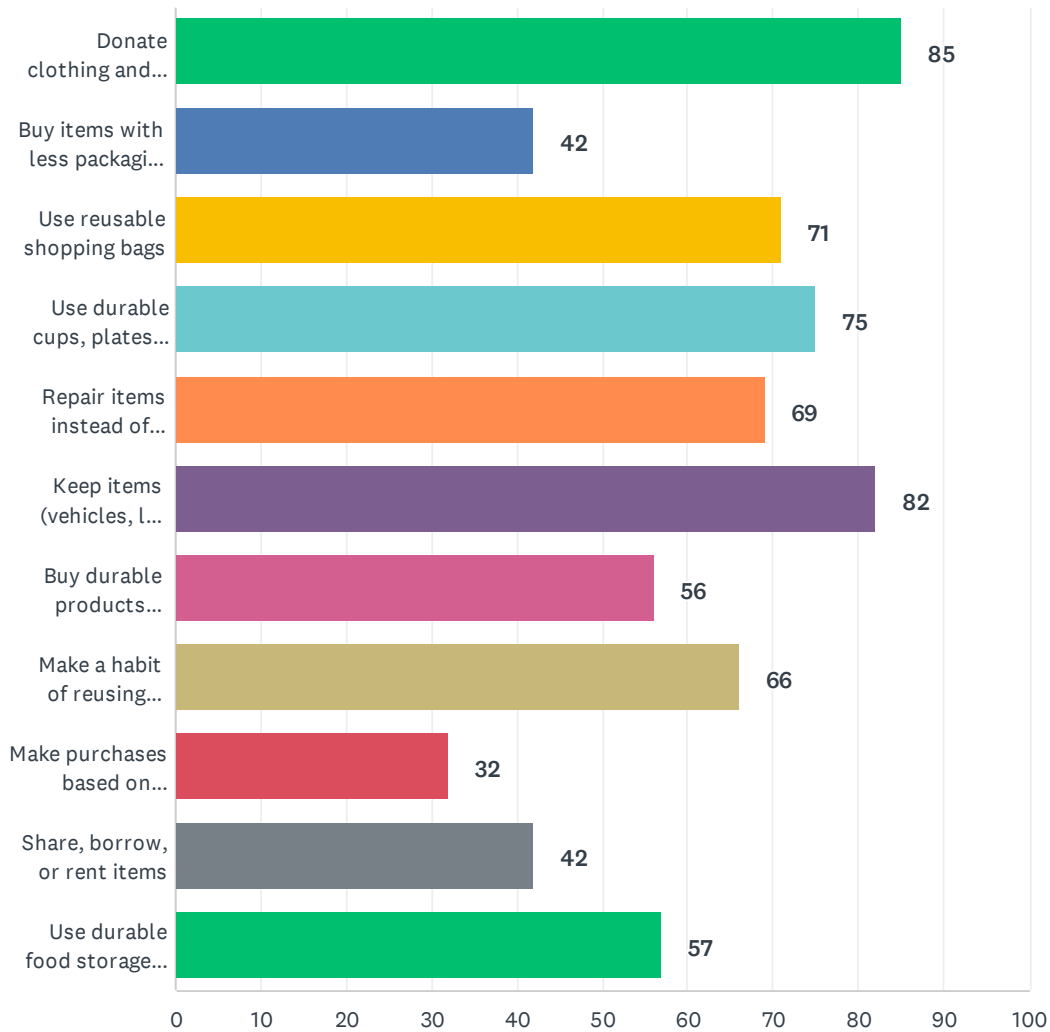
Question #4 What Prevents you from recycling or recycling more than you currently do?

Responses to "Other (please specify)"

1	No residential curbside service where I live between Urbana and St. Joe. I have to take all my recycling to the center in Champaign.
2	I live in the country not a part of trash pick-up.
3	I reduce and reuse products that come without containers.
4	We recycle a lot, but would appreciate more information on where to take special items.
5	I'm on a fixed income. Paying for garbage is enough burden on my income. In short, I just cannot add other expenses to my budget.
6	Recycling is a political ploy. People did more recycling 100 years ago. Free market could actually do repurpose but politics (progressivism is a disease not a help). I am not a kid.
7	We have no recycle drop-off. I sneak to a near village recycle drop off. The small towns around me stopped having dumpsters because public dropped off junk big and small.
8	I do not know a location accepting glass.
9	Wasn't aware some recycling opportunities were available--cell phones, med sharps, etc.
10	Only cardboard and cans appear to be economically recycled post consumer. Single stream recycling for plastic is a con by plastic manufacturers.
11	I am a one-person household and have very few items.
12	Not enough waste collection events for hazardous waste and electronics. It would be AWESOME if there was a 24/7 drop off.
13	We have limited options in my small community.
14	Styrofoam recycling could be made more available.
15	No one touches glass.
16	Our curbside recycling is part of our trash removal; however there are many items that are not included. Especially paint fluids, chemical items, and I have not found workable locations for these.
17	I am unsure if my landlord allows recycling cans. I would love one!
18	We were recycling consistently everything we could until they closed the free recycling drop-off. We cannot afford to pay for recycling.
19	I have no place to take glass jars, bottles.
20	Compost, except food scraps. Not interested. Been there, done that. Check out Eugene, OR and see what problems they have with food compost collection.
21	I don't try many things that require recycling.
22	Glass is hard to recycle/find a location.
23	Batteries need a common container in houses with a drop off location posted on its side so people don't throw in trash. Maybe have a monthly (Saturday) drop off point.

Q5 Do you or other members of your household currently do any of the following to reduce the amount of trash you throw away (i.e. waste reduction)? [Check all that apply.]

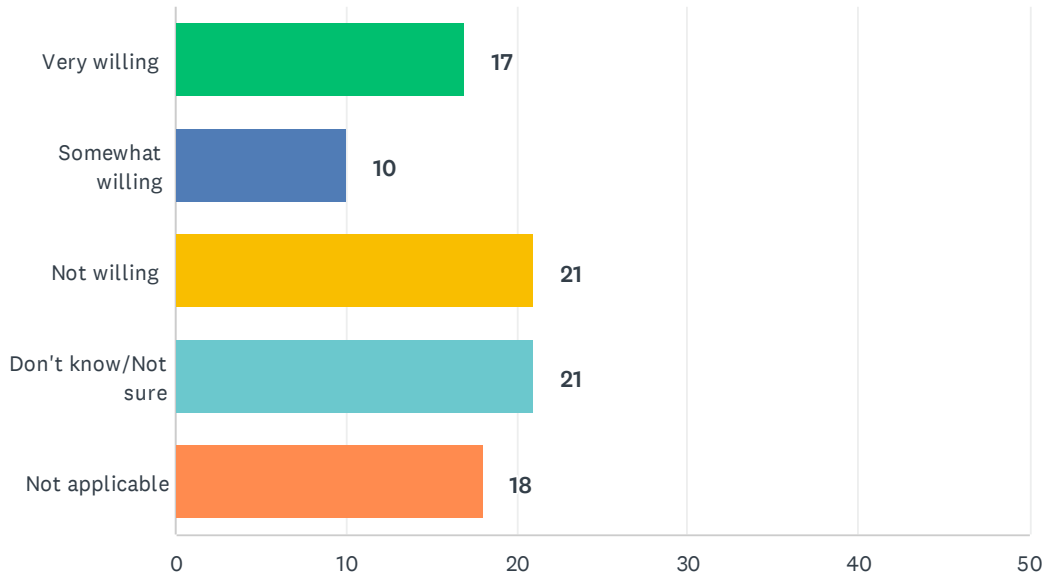
Answered: 89 Skipped: 1



ANSWER CHOICES	RESPONSES	
Donate clothing and household items	95.51%	85
Buy items with less packaging, buy in bulk, buy used items instead of new	47.19%	42
Use reusable shopping bags	79.78%	71
Use durable cups, plates, and utensils instead of disposables	84.27%	75
Repair items instead of replacing them	77.53%	69
Keep items (vehicles, lawn equipment, appliances, etc.) well-maintained to avoid repair and replacement	92.13%	82
Buy durable products designed to be repairable	62.92%	56
Make a habit of reusing items instead of throwing them away	74.16%	66
Make purchases based on environmental impact	35.96%	32
Share, borrow, or rent items	47.19%	42
Use durable food storage containers vs. disposable take-out containers offered at restaurants	64.04%	57
Total Respondents: 89		

Q6 How willing are you to subscribe to a food scrap curbside collection program? [Check only one.]

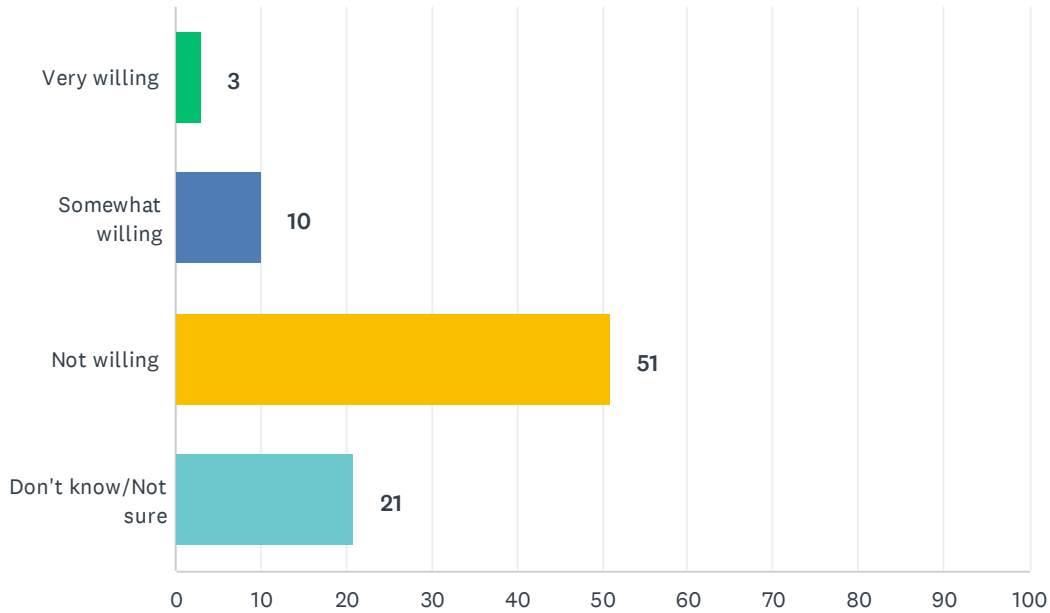
Answered: 87 Skipped: 3



ANSWER CHOICES	RESPONSES	
Very willing	19.54%	17
Somewhat willing	11.49%	10
Not willing	24.14%	21
Don't know/Not sure	24.14%	21
Not applicable	20.69%	18
TOTAL		87

Q7 How willing are you to bring food scrap from your residence to a food scrap collection drop off? [Check only one.]

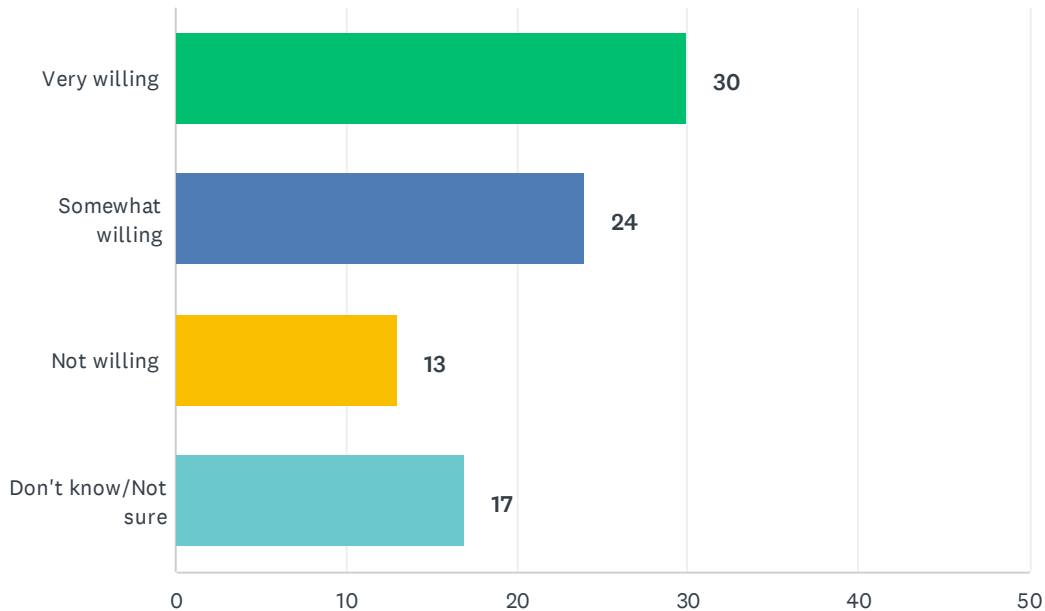
Answered: 85 Skipped: 5



ANSWER CHOICES	RESPONSES
Very willing	3.53% 3
Somewhat willing	11.76% 10
Not willing	60.00% 51
Don't know/Not sure	24.71% 21
TOTAL	85

Q8 How willing are you to pay for trash services based on the amount of trash you set out for disposal, similar to other utilities like water and electricity? [Check only one.]

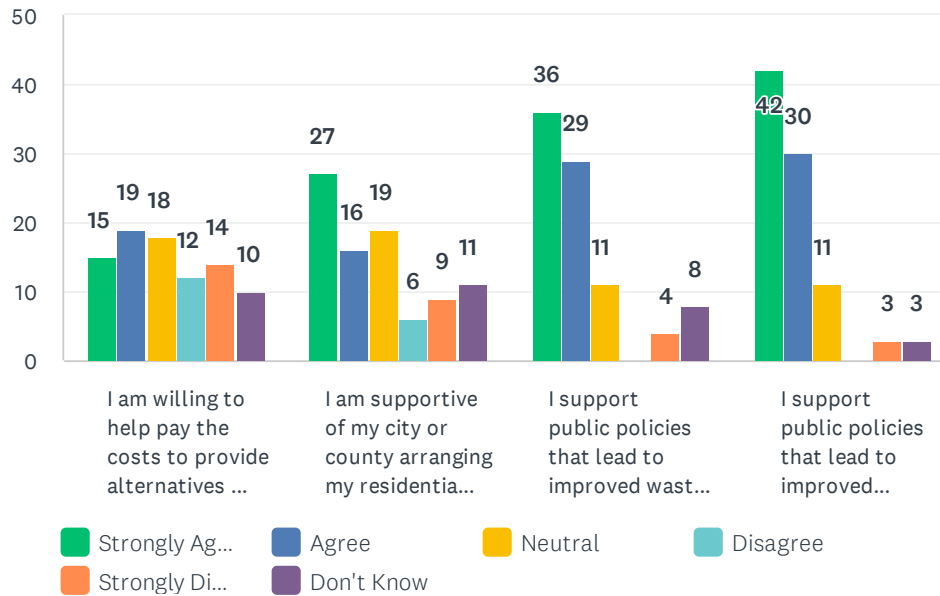
Answered: 84 Skipped: 6



ANSWER CHOICES	RESPONSES	
Very willing	35.71%	30
Somewhat willing	28.57%	24
Not willing	15.48%	13
Don't know/Not sure	20.24%	17
TOTAL		84

Q9 Please rate your agreement with the following statements. [Select the appropriate column response for each statement.]

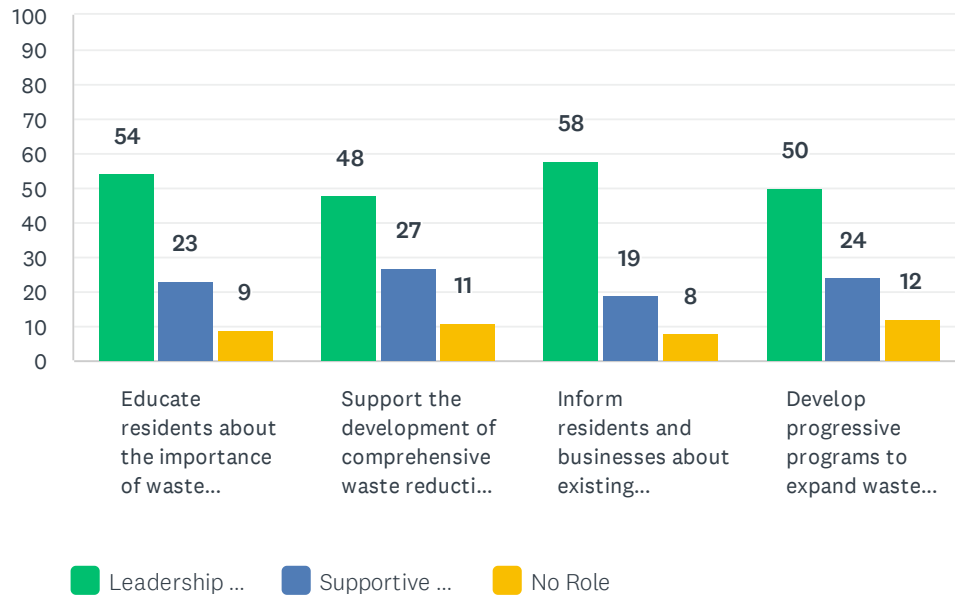
Answered: 89 Skipped: 1



	STRONGLY AGREE	AGREE	NEUTRAL	DISAGREE	STRONGLY DISAGREE	DON'T KNOW	TOTAL
I am willing to help pay the costs to provide alternatives to landfill disposal, such as curbside food scrap collection for composting.	17.05% 15	21.59% 19	20.45% 18	13.64% 12	15.91% 14	11.36% 10	88
I am supportive of my city or county arranging my residential trash and recycling service.	30.68% 27	18.18% 16	21.59% 19	6.82% 6	10.23% 9	12.50% 11	88
I support public policies that lead to improved waste reduction and reuse.	40.91% 36	32.95% 29	12.50% 11	0.00% 0	4.55% 4	9.09% 8	88
I support public policies that lead to improved recycling programs.	47.19% 42	33.71% 30	12.36% 11	0.00% 0	3.37% 3	3.37% 3	89

Q10 Please indicate how active of a role local government should take in each of the following.

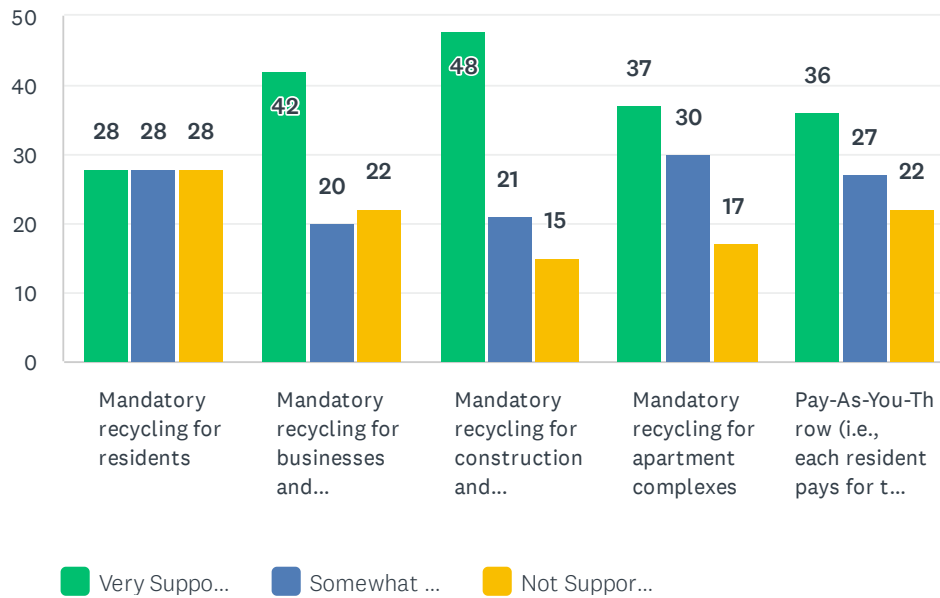
Answered: 86 Skipped: 4



	LEADERSHIP ROLE	SUPPORTIVE ROLE	NO ROLE	TOTAL
Educate residents about the importance of waste reduction and recycling.	62.79% 54	26.74% 23	10.47% 9	86
Support the development of comprehensive waste reduction and recycling programs.	55.81% 48	31.40% 27	12.79% 11	86
Inform residents and businesses about existing programs and services.	68.24% 58	22.35% 19	9.41% 8	85
Develop progressive programs to expand waste reduction and recycling in your community.	58.14% 50	27.91% 24	13.95% 12	86

Q11 Please rate how supportive you would be of your city or county implementing the following policies to help reduce waste from landfills. Very Supportive Somewhat Supportive Not Supportive

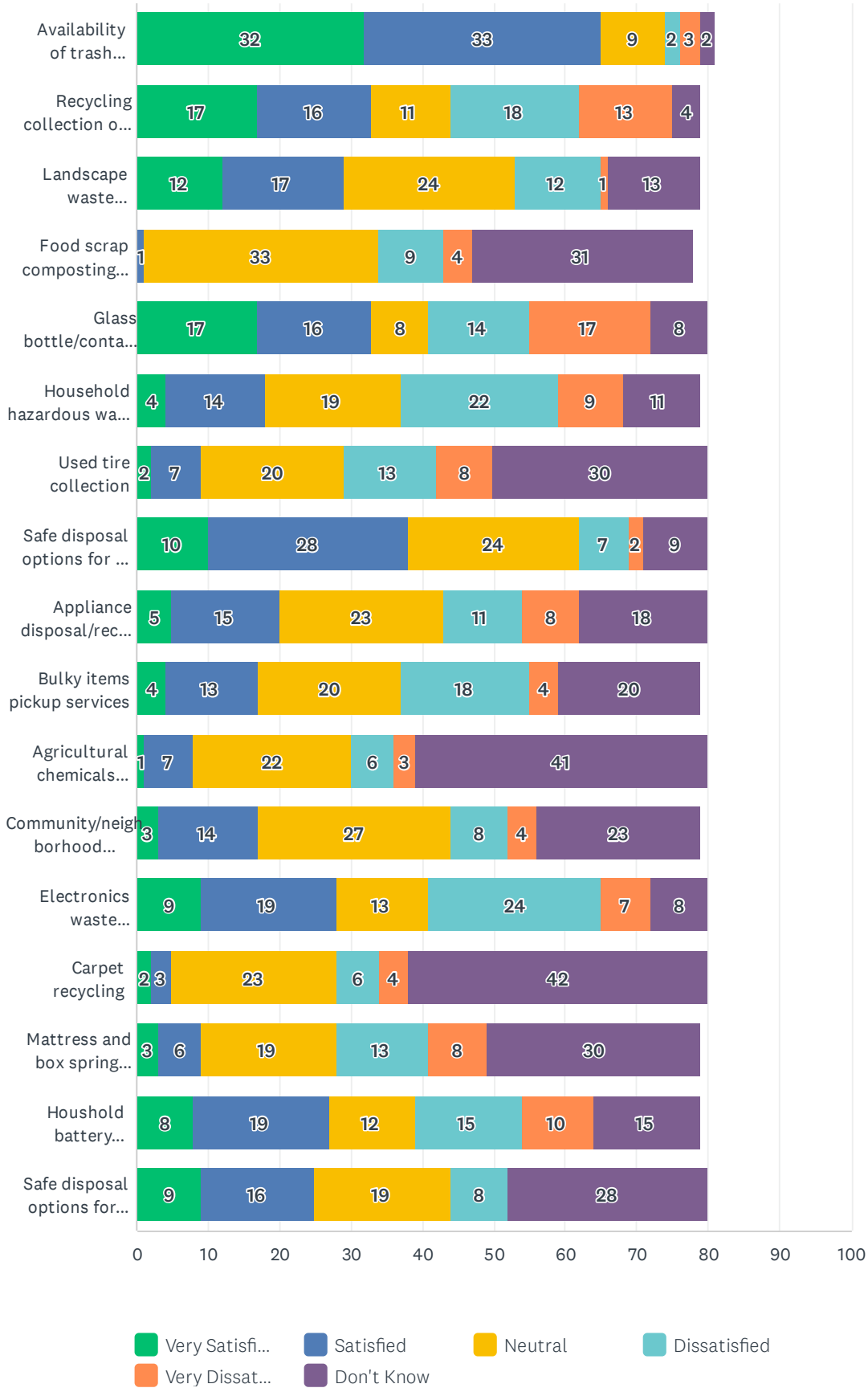
Answered: 85 Skipped: 5



	VERY SUPPORTIVE	SOMEWHAT SUPPORTIVE	NOT SUPPORTIVE	TOTAL
Mandatory recycling for residents	33.33% 28	33.33% 28	33.33% 28	84
Mandatory recycling for businesses and institutions	50.00% 42	23.81% 20	26.19% 22	84
Mandatory recycling for construction and demolition projects	57.14% 48	25.00% 21	17.86% 15	84
Mandatory recycling for apartment complexes	44.05% 37	35.71% 30	20.24% 17	84
Pay-As-You-Throw (i.e., each resident pays for the amount of trash set out at curb for disposal)	42.35% 36	31.76% 27	25.88% 22	85

Q12 Please rate your satisfaction with the availability of the following types of services in the community where you live.

Answered: 83 Skipped: 7



Resident Survey: Waste Reduction, Recycling, Composting, and Trash Service
 Resident Survey: Waste Reduction, Recycling, Composting, and Trash Service

Appendix F

	VERY SATISFIED	SATISFIED	NEUTRAL	DISSATISFIED	VERY DISSATISFIED	DON'T KNOW	TOTAL
Availability of trash collection service	39.51% 32	40.74% 33	11.11% 9	2.47% 2	3.70% 3	2.47% 2	81
Recycling collection or access to a public recycling drop off	21.52% 17	20.25% 16	13.92% 11	22.78% 18	16.46% 13	5.06% 4	79
Landscape waste collection	15.19% 12	21.52% 17	30.38% 24	15.19% 12	1.27% 1	16.46% 13	79
Food scrap composting options	0.00% 0	1.28% 1	42.31% 33	11.54% 9	5.13% 4	39.74% 31	78
Glass bottle/container recycling	21.25% 17	20.00% 16	10.00% 8	17.50% 14	21.25% 17	10.00% 8	80
Household hazardous waste collection	5.06% 4	17.72% 14	24.05% 19	27.85% 22	11.39% 9	13.92% 11	79
Used tire collection	2.50% 2	8.75% 7	25.00% 20	16.25% 13	10.00% 8	37.50% 30	80
Safe disposal options for old unused medications	12.50% 10	35.00% 28	30.00% 24	8.75% 7	2.50% 2	11.25% 9	80
Appliance disposal/recycling	6.25% 5	18.75% 15	28.75% 23	13.75% 11	10.00% 8	22.50% 18	80
Bulky items pickup services	5.06% 4	16.46% 13	25.32% 20	22.78% 18	5.06% 4	25.32% 20	79
Agricultural chemicals collection	1.25% 1	8.75% 7	27.50% 22	7.50% 6	3.75% 3	51.25% 41	80
Community/neighborhood clean-up days	3.80% 3	17.72% 14	34.18% 27	10.13% 8	5.06% 4	29.11% 23	79
Electronics waste collection (televisions, computers, etc.)	11.25% 9	23.75% 19	16.25% 13	30.00% 24	8.75% 7	10.00% 8	80
Carpet recycling	2.50% 2	3.75% 3	28.75% 23	7.50% 6	5.00% 4	52.50% 42	80
Mattress and box spring recycling	3.80% 3	7.59% 6	24.05% 19	16.46% 13	10.13% 8	37.97% 30	79
Houshold battery recycling	10.13% 8	24.05% 19	15.19% 12	18.99% 15	12.66% 10	18.99% 15	79
Safe disposal options for medical sharps/needles	11.25% 9	20.00% 16	23.75% 19	10.00% 8	0.00% 0	35.00% 28	80

Q13 Referring to the list in Question 12 above... , which THREE services would you MOST LIKE to see offered or expanded in the community where you live? [Enter your selected TOP THREE services below using the letter shown for each item in Question 12.]

Answered: 79 Skipped: 11








ANSWER CHOICES	RESPONSES	
Selection 1:	100.00%	79
Selection 2:	97.47%	77
Selection 3:	97.47%	77

ANSWER CHOICES	RESPONSES
Selection 1: Responses	100.00%

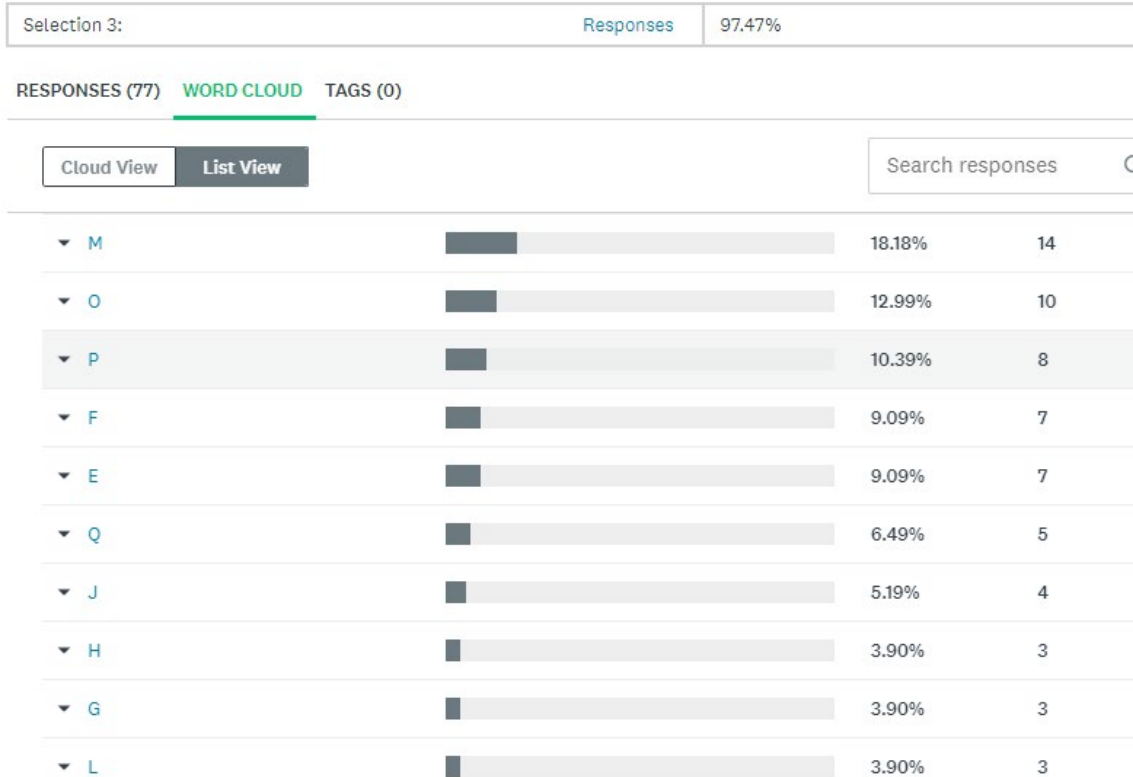
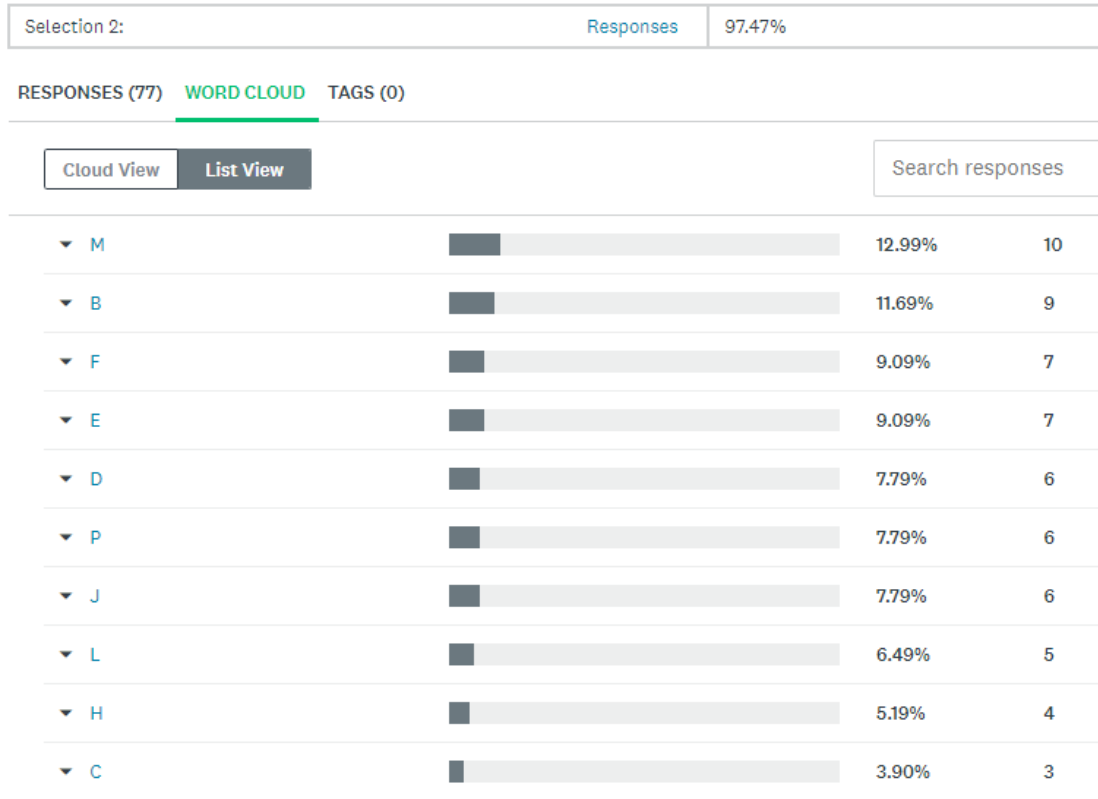
RESPONSES (79) [WORD CLOUD](#) TAGS (0)

Cloud View List View

Search responses

▼ B		22.78%	18
▼ F		17.72%	14
▼ C		10.13%	8
▼ M		8.86%	7
▼ E		8.86%	7
▼ P		3.80%	3
▼ D		3.80%	3

- continued -



Answered: 37 Skipped: 53
Responses

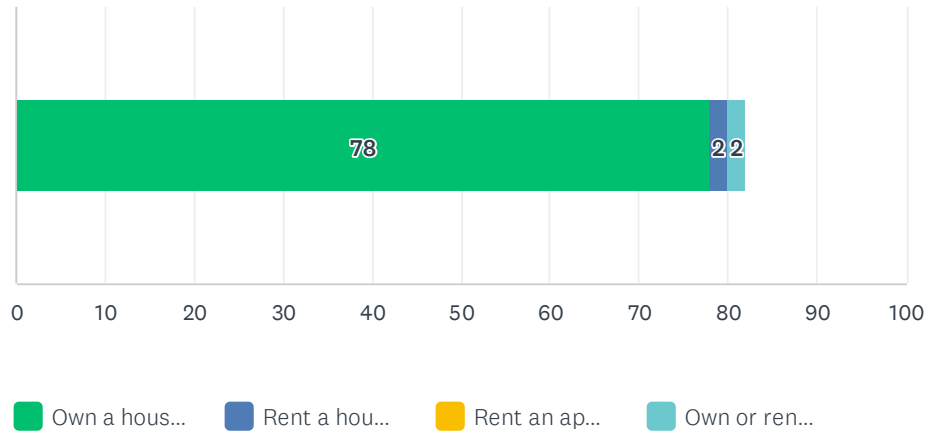
1	I am very interested in recycling. I think curbside recycling should be made available 2-3 miles outside of Champaign and Urbana Township. I have to drive 15-20 miles to recycle my items.
2	As a blind elderly woman, I rely on others to take things out for me.
3	I am somewhat concerned about food scrap collection and how that may attract animals, especially rats, etc. I very much support the pay-as-you-throw program because we RRR etc. We typically have very little garbage for collection.
4	Providing services and programs are great and should be developed, sustained. But telling manufacturers and companies and services they make is key. Companies will continue to make hazardous, potential landfill garbage if the sole responsibility of disposal is on the consumer.
5	I bought my home in Pesotum (unincorporated) Champaign County in September 2020. I contacted every refuse company in the area. I was told by all that they do not service my address. I contacted Republic Services twice and was denied service both times. I explained to them that all my neighbors have Republic and that they are not taking new customers and those that have service were grandfathered in. So, I watch every Friday morning as the Republic truck drives by my property. My only other alternative is to burn on my property. Not something I really want to do. I have contacted my county board reps and have not received a response. I have offered/asked if I could bring my trash to a refuse location. I was told yes, but the cost would be \$225. I am hoping by writing this that I am able to elicit a response. I would like to be able to recycle and more importantly have a safe and environmentally friendly way to dispose of my trash. Thanks. Thomas Linshi, 759 CR 100N. (xxx)xxx-xxxx.
6	I am very interested in recycling. I think curbside recycling should be made available 2-3 miles outside of Champaign and Urbana Township. I have to drive 15-20 miles to recycle my items.
7	We live outside city limits and no services are available.
8	We live in the country near Gifford. We take all items such as plastic, metal cans, cardboard, magazine, newspaper to the recycling center at 415 Paul Ave in Champaign. They do not take glass anymore, so all glass is taken to landfills. It would be good if the county could find a contractor to take glass for recycle even if there was a tax charge on that.
9	There seem to be a lot of places around town that take electronics items. It would be wonderful if there could be one or two central spots for all the categories to make things easier.
10	Only one choice for garbage pickup. Only recycling is to bring to public drop off. Bins get full quickly. Electronic/hazardous recycling is only available infrequently with huge lines. We recycle our own yard waste. We are rural, so natural composting.
11	Additional costs to people already paying for garbage pickup. Don't need any more costs to their budget. The county should enforce violations to those not abiding by the rules. ..Being penalized by additional costs. Taxes in Champaign County are high enough without additional fees with their taxes. I believe Champaign County should focus on gun violence and safe place to live. Any garbage survey recycling is the least of our problems. . People leaving it quickly.
12	Keep government out of our trash. Let capitalism make \$ on it. Stop wasting my taxes!

13	While we are most concerned about toxic waste ending up in our rural wells, there is still an alarming amount of trash (plastic in particular) and tires deposited in the Salt Fork River. We live along the Salt Fork River, so we are speaking from direct observation over decades.
14	I am not aware of anywhere to recycle glass. A drop off location for eastern Champaign County that offers all paper-glass-plastic would be wonderful.
15	I am glad recycling for the environment concerns is a priority or becoming one. I am glad for the opportunity to do more. Information about where and how would be helpful to us so we can do our part.
16	We live in rural area and take recycling to Bryant's outside Tuscola.
17	My son lives in St. Louis Park. I'm VERY impressed with their recycling/waste reduction. They provide large containers. Very little going into the actual trash. I think yard waste and hazardous waste are definite.
18	I live in the rural area where regular trash pickup is not economical. Post-consumer plastic recycling is a sham in the single stream system used now.. Glass does not have enough buyers to be sustainable. I am all for reduce reuse recycle and for keeping hazardous waste and electronics out of landfills. Recycled materials need markets for the system, more than wishful thinking.
19	We need a way to recycle electronics on a regular basis! There is so much of this and nowhere to take it. Right now, we have two tv's and two computers, so I hope this is something you make a priority. I am a huge believer in recycling and think it is easy enough for everyday items that everyone should do it without extra cost since some use that as an excuse. Thanks.
20	Live in mobile home community that has good trash p-u service weekly and has recycling containers p-u weekly. Management picks up appliances, building materials, tv's etc., and takes care of disposing properties.
21	Rural areas have higher cost for trash and other related services compared to larger communities. Cost needs to be fair for services.
22	It is so confusing to know--even with our disposal provider--what is really recyclable. I do paper--then I hear that receipts have a coating so don't put them in recycling. Then I hear the opposite. Styrofoam? Yes-No? It would be wonderful to be sure that what we are doing is actually being recycled. I recycle my plastic bags separately. My neighbor doesn't. I heard if there is plastic mixed in with other recycling they just throw it all out. HELP!
23	We live in a rural area and take our recycling to Champaign, but that facility doesn't accept glass, household batteries. There is a high need for people to know where to take these. It must be an easy access location.
24	The commercial recycling service in my town is very poor. We drive our recycling into north Champaign once a week. However, the facility there is not as good as the dairy S of 74.
25	Recycling collection needed further out in the county
26	Please work to educate the public regarding plastic recycling. Don't buy plastics unless you can repurpose because not much gets recycled.

27	We already pay for our recycling with our trash disposal service.
28	Better advertising and more sites for Styrofoam, lightbulbs of all types, tires, and carpet would be great! Dart foam recycling is always overflowing. We love that the Subaru dealership has a TerraCycle program. We would love to pay for pickup by volume, not to save us money, but to motivate others to reduce their waste. We can't wait to see how this progresses! Thanks for making this a priority.
29	We are a poor household, but we like to recycle. I don't mind dropping off recycling at a facility for free, but we can't afford to pay for it.
30	Need more drop off locations for metal, paper, cardboard, and glass.
31	Electronic recycling = too short of time frame, don't think you should have to make an appt. Not enough people get to dispose because of this, above.
32	Thanks for asking about these important issues for today and tomorrow. Recycling is very important for our environment.
33	We need mandatory recycling. Save fuel by zoning pickup of garbage. Better recycling options for household batteries.
34	I think recycling has not been encouraged in Champaign--especially in certain neighborhoods and def. not on campus.
35	I feel to be more educated on existing programs. I am supportive and willing to do things to improve our planet and community well-being.
36	Thanks for addressing the issue of recycling!

Q16 Do you own or rent your current residence?

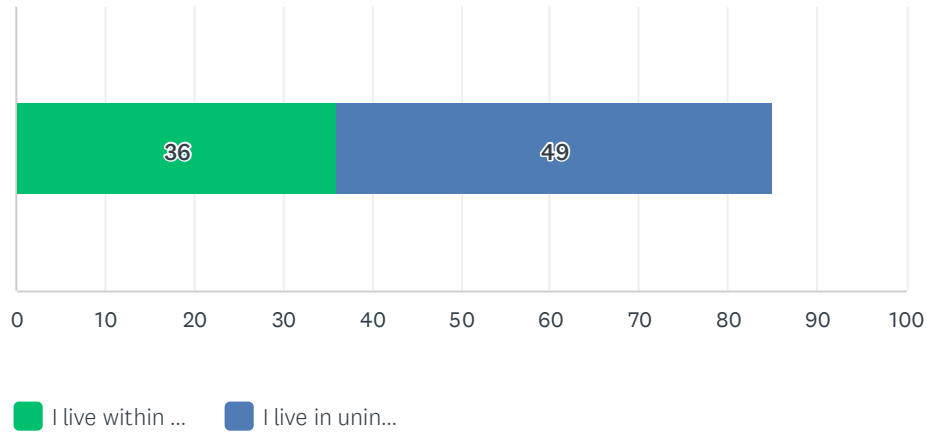
Answered: 82 Skipped: 8



ANSWER CHOICES	RESPONSES	
Own a house, duplex, condo, or mobile home	95.12%	78
Rent a house, duplex, condo, or mobile home	2.44%	2
Rent an apartment	0.00%	0
Own or rent other residence	2.44%	2
TOTAL		82

Q17 Do you live within a city or a village or in unincorporated Champaign County?

Answered: 85 Skipped: 5



ANSWER CHOICES	RESPONSES	
I live within a city or village	42.35%	36
I live in unincorporated Champaign County	57.65%	49
TOTAL		85

Material List

Material Group	Divertibility	Description
Paper		
Newsprint	Recoverable	Includes newspaper and glossy inserts, and all items made from newsprint, such as free advertising guides, election guides, plain news packing paper, stapled college schedules of classes, and tax instruction booklets.
High Grade Office Paper	Recoverable	Includes white and pastel bond, rag, or stationary grade paper, with or without ink. Examples include photocopy, laser print, letter paper, computer paper used for computer printouts, notebook or ledger paper, and index cards.
Magazines/Catalogs	Recoverable	Includes magazines and catalogs and other items made of glossy coated paper. This paper is usually slick, smooth to the touch, and reflects light. Does not include phone books.
Uncoated OCC/Kraft	Recoverable	Includes uncoated cardboard items with a wavy core, without wax coating on the inside or outside. Examples include shipping and moving boxes, computer packaging cartons, sheets and pieces of boxes and cartons, Kraft paper bags, and other Kraft paper. Does not include chipboard.
Boxboard	Recoverable	Includes chipboard not coated with wax, metal, or plastic. Also includes paperboard such as cereal and tissue boxes.
Mixed Paper - Recyclable	Recoverable	Includes all other recyclable papers not elsewhere described. Includes phone books and directories, junk mail, envelopes, brightly colored ledger paper and other dry paper, manila folders, index cards, carbonless forms, and egg cartons. Mixed Recyclable Paper may be combined with minor amounts of other materials such as wax or glues.
Compostable Paper	Compostable	Includes low grade and food contaminated paper which is compostable. Examples include paper towels, paper plates, waxed papers, and tissues.
Other Paper	Non-recoverable	Includes items made mostly of paper but combined with large amounts of other materials such as wax, plastic, glues, foil, wire, food and moisture. Examples include blueprints, sepia, onion skin, foiled lined fast food wrappers, carbon paper, coated OCC, and photographs.
Beverage Containers		
Milk and Juice cartons/boxes, coated	Recoverable	Includes aseptic packages and polycoated (gable top) cartons.

- Continued -

Material List - Continued

Plastic		
#1 PET Bottles/Jars	Recoverable	Includes clear or colored PET bottles (i.e., narrow neck containers) and jars marked with a #1. May also bear the letters "PETE" or "PET." The color is usually transparent green or clear, and does not turn white when bent. Examples include soft drink bottles, some liquor bottles, and cooking oil containers.
#1 Other PET Containers & Packaging	Potentially Recoverable	Includes PET containers and packaging marked with a #1 and potentially bearing the letters "PETE" or "PET."
#2 HDPE Bottles/Jars - Clear	Recoverable	Includes bottles (i.e., narrow neck containers) and jars marked with #2 that are cloudy white, allowing light to pass through it (natural). Examples include milk jugs, water jugs, some hair-care bottles, and other clear empty fluid containers marked with #2 or "HDPE."
#2 HDPE Bottles/Jars - Color	Recoverable	Includes bottles (i.e., narrow neck containers) and jars marked with #2 that are a solid color, preventing light from passing through it (pigmented). Examples include detergent bottles, some hair-care bottles, empty motor oil, empty antifreeze, and other empty vehicle and equipment fluid containers marked with #2 or "HDPE."
#2 Other HDPE Containers & Packaging	Potentially Recoverable	Includes HDPE containers and packaging marked with a #2 and potentially bearing the letters "HDPE."
#6 Expanded Polystyrene Packaging (EPS)	Recoverable	Includes formed or sheet expanded polystyrene (EPS) items marked with a PS or a #6, used for packaging and shipping. Examples include items used for food packaging or food service, food trays, egg cartons, packaging peanuts, packaging blocks, and coolers.
#3-#7 Other - All	Potentially Recoverable	Includes bottles, jars, and containers marked #3-#7 or unmarked that are made of types of plastic other than HDPE (high-density polyethylene) or PETE (polyethylene terephthalate). Examples include syrup bottles, salad dressing bottles, clamshells, salad trays, lids, cookie tray inserts, plastic spools, plastic frozen food trays, yogurt cups and lids, margarine tubs, clamshell-shaped fast food containers, shampoo containers, vitamin bottles, and toothpaste tubes. Also includes toxic product containers, such as for oil or antifreeze.
Other Rigid Plastic Products	Potentially Recoverable	Includes plastic items other than containers, film plastic, HDPE buckets, or #3-#7 buckets that are often made to last for more than one use. These items may bear the numbers 3 through 7 in the triangular recycling symbol. Examples include plastic outdoor furniture, plastic toys and sporting goods, CDs, and plastic house wares, such as mop buckets, dishes, cups, cutlery, fan blades, impact-resistant cases such as tool boxes and first aid boxes, and HDPE 5 gallon buckets.

- Continued -

Material List - Continued

Grocery & Merchandise Bags	Recoverable	Includes labeled grocery and merchandise, dry cleaner, and newspaper polyethylene film bags that were not contaminated with food, liquid or grit during use.
Trash Bags	Non-recoverable	Includes polyethylene film bags that were used to contain garbage such as black or transparent trash bags.
Commercial & Industrial Film	Recoverable	Includes film plastic used for large-scale packaging or transport packaging, such as industrial film, wrappings, plastic strapping, other thin flexible plastic packaging, plastic sheeting, and shrink wrap.
Other Film	Non-recoverable	Includes film packaging not defined above, such as film that is woven together (e.g., grain bags); contains multiple layers of film or other materials that have been fused together (e.g., potato chip bags); is used to contain food or liquid (e.g., produce and bread bags); plastic sheeting; photographic negatives; and shower curtains.
Remainder/ Composite Plastic	Non-recoverable	Includes plastic items not elsewhere classified, as well as items made mostly of plastic but combined with other materials. Examples include disposable razors, pens, lighters, 3-ring binders, auto parts made of plastic attached to metal, plastic outdoor furniture, and other objects that contain more than 50% plastic, etc.
Glass		
Recyclable Glass Bottles and Jars	Recoverable	Includes clear, green, brown, and other colored glass bottles and jars containing beverages, food, or consumable liquids. Examples include whole or broken clear or colored soda, beer bottles, fruit juice bottles, peanut butter jars, mayonnaise jars, wine bottles, cosmetic jars and non prescription medical bottles.
Flat Glass	Potentially Recoverable	Includes clear or tinted glass that is flat, such as glass window panes, doors, table tops, flat automotive window glass (side windows), safety glass, and architectural glass. This category does not include windshields, laminated glass, or any curved glass.
Other Glass	Non-recoverable	Includes glass that cannot be put in any other type or subtype. It includes items made mostly of glass but combined with other materials, such as Pyrex, crystal and other glass tableware, auto windshields, and incandescent light bulbs.
Metal		
Aluminum Beverage Containers	Recoverable	Includes any food or beverage container made mainly of aluminum, such as aluminum soda or beer cans and some pet food cans. This does not include bimetal containers with steel sides and aluminum ends.
Other Aluminum	Potentially Recoverable	Includes items such as aluminum foil, pie plates, trays, siding, and furniture.

- Continued -

Material List - Continued

Ferrous containers (tin cans)	Recoverable	Includes rigid containers made mainly of steel, such as items that will stick to a magnet and may be tin-coated. This subtype is used to store food, beverages, paint, and a variety of other household and consumer products. Examples include canned food and beverage containers, empty metal paint cans, empty spray paint and other aerosol containers, and bimetal containers with steel sides and aluminum ends.
Other Ferrous	Recoverable	Includes iron or steel that is magnetic or any stainless steel item, other than ferrous/bimetal cans. Examples include structural steel beams, boilers, metal clothes hangers, metal pipes, rebar, stainless steel cookware, security bars, scrap ferrous items, and galvanized items such as nails and flashing.
Other Non-Ferrous	Recoverable	Includes any metal item, other than aluminum cans, that is not magnetic. These items may be made of copper, brass, aluminum, bronze, lead, zinc, or other metals. Examples include aluminum window frames, aluminum siding, copper wire, shell casings, brass pipe, and aluminum foil.
Other Metal	Non-recoverable	Includes metal that cannot be put in any other category. This category includes items made mostly of metal but combined with other materials and items made of both ferrous metals and non-ferrous metal combined. Examples include small non-electronic appliances such as toasters and hair dryers, motors, insulated wire, and finished products that contain a mixture of metals, or metals and other materials, whose weight is derived significantly from the metal portion of its construction.
Organics		
Yard Waste - Compostable	Compostable	Includes leaves, grass clippings, garden debris, pruning, shrubs, and small branches up to 2 inches in diameter from any public or private landscapes.
Yard Waste - Woody	Compostable	Includes vegetative woody plant material, branches, shrubs, and stumps that exceed 2 inches in diameter from any public or private landscape.
Food Scraps	Compostable	Includes food material capable of being composted (including scrap animal parts). This type includes materials resulting from the processing, storage, preparation, cooking, handling or consumption of food and material from industrial, commercial or residential sources. Examples include discarded meat scraps, dairy products, egg shells, fruit or vegetable peels, and other food items from homes, stores, and restaurants. This type includes grape pomace and other processed residues or material from canneries, wineries, or other industrial sources.
Bottom Fines and Dirt	Non-recoverable	Includes fragments that pass through 1/4 inch screen. Examples include mixed residue, sand, soil, clay, and dirt.

- Continued -

Material List - Continued

Diapers	Non-recoverable	Diapers made from a combination of fibers, synthetic, and/or natural, and made for the purpose of single use. This includes disposable baby diapers and adult protective undergarments.
Other Organic	Non-recoverable	Includes organic material that cannot be put in any other category such as items made mostly of organic materials but combined with other materials. Examples include cork, hemp rope, rubber/vinyl garden hoses, hair, cigarette butts, full vacuum bags, sawdust, and animal feces.
Inorganics		
Televisions	Recoverable	Includes televisions.
Computer Monitors	Recoverable	Includes computer monitors containing a cathode ray tube (CRT), including oscilloscopes. Does not include laptops and LCD monitors.
Computer Equipment/Peripherals	Recoverable	Includes keyboards, printers, modems, etc.
Electronic Equipment	Recoverable	Means large and small electronic goods that have circuitry. Examples include microwaves, stereos, VCRs, DVD players, radios, audio/visual equipment, and non-CRT televisions (such as LCD televisions); computer related electronics such as processors, mice, keyboards, laptops, disk drives, printers, modems, and fax machines; and other small consumer goods such as personal digital assistants (PDAs), cell phones, phone systems, phone answering machines, computer games and other electronic toys, portable CD players, camcorders, and digital cameras.
White Goods - refrigerated	Recoverable	Includes goods made mostly of metal but combined with other materials and items made of both ferrous and non-ferrous metals combined. Examples include large appliances such as refrigerators, freezers, and dehumidifiers.
White Goods - not refrigerated	Recoverable	Includes goods made mostly of metal but combined with other materials and items made of both ferrous and non-ferrous metals combined. Examples include large appliances and parts thereof such as stoves, washers, dryers, and water heaters; as well as small appliances such as fans, irons, and hair dryers.
Lead-acid Batteries	Recoverable	Includes batteries with liquid acid and lead cells, such as car, truck, lawn mower, and other batteries used to store power.
Other Household Batteries	Non-recoverable	Includes any type of dry cell battery, such as flashlight, small appliance, watch, cell phone, and hearing aid batteries.
Tires	Recoverable	Includes whole tires from automobiles, trucks, motorcycles, bicycles, wagons, and other transport vehicles.

- Continued -

Material List - Continued

Other Household Batteries	Non-recoverable	Includes any type of dry cell battery, such as flashlight, small appliance, watch, cell phone, and hearing aid batteries.
Tires	Recoverable	Includes whole tires from automobiles, trucks, motorcycles, bicycles, wagons, and other transport vehicles.
Household Bulky Items	Potentially Recoverable	Includes multi-material furniture items such as couches, chairs, hutches, tables, entertainment centers, fragments of furniture items, and mattresses (fabric coated framed or unframed wire coil bulky item used for sleeping).
Fluorescent Lights/Ballasts	Recoverable	Includes a lamp tube that is able to be screwed or plugged in to a lamp or over head light that produces visible light by fluorescence, especially a glass tube whose inner wall is coated with a material that fluoresces when an electrical current causes a vapor within the tube to discharge electrons. Includes fluorescent lights, ballasts, and compact fluorescent bulbs (CFL).

Textiles

Carpet	Potentially Recoverable	Includes material consisting mainly of carpet flooring applications consisting of various natural or synthetic fibers bonded to some type of backing material.
Carpet Padding	Potentially Recoverable	Includes plastic, foam, felt, and other materials used under carpet to provide insulation and padding.
Clothing	Potentially Recoverable	Includes items made of thread, yarn, fabric, cloth, clothes, natural and synthetic cloth fibers, and leather clothing goods.
Other Textiles	Non-recoverable	Includes drapes, curtains, bedding, blankets, upholstery, shoes, and other products comprised mostly of textiles and leather.

Household Hazardous Waste¹

Household Hazardous Waste ¹	Non-recoverable	Includes any household hazardous material (HHW) such as paints, fertilizers and pesticides, used oil and filters, any other automotive fluids, mercury-containing items, sharps and infectious waste, ash, sludge, or other caustic cleaners and corrosives, and solvents.
--	-----------------	--

Construction and Demolition Debris¹

Construction and Demolition Debris (C&D) ¹	Potentially Recoverable	Includes construction and demolition materials such as reinforced concrete, asphalt paving, bricks, gypsum board, composition shingles and other roofing, ceramics/porcelain and items from different categories combined, which would be very hard to separate, such as metal sinks, fiberglass insulation, linoleum, nails, and cabinets.
---	-------------------------	---

Source: *Waste Generation and Composition Data, 2015 Illinois Commodity/Waste Generation and Characterization Study Update*, <https://www.illinois.gov/dceo/whyillinois/KeyIndustries/Energy/Recycling/Documents/2015%20Waste%20Characterization%20Update%20FINAL.pdf>

Material List Note:

1. The Material List is based on Waste Generation and Composition Data from the 2015 Illinois Commodity/Waste Generation and Characterization Study Update. That being said, the following disclaimer from the Study about the data provided for the 'Household Hazardous Waste' and "Construction and Demolition Debris" categories is provided. "...Based on the definition of MSW several waste sectors were not considered as part of this study, specifically the following materials were excluded: ... hazardous waste; ... clean construction or demolition debris; ... diverted C&D materials." *Illinois Commodity/Waste Generation and Characterization Study Update*, dated March 30, 2015, p. 2.

Managing and Transforming Waste Streams Tool | US EPA - Champaign County IL

#	Policy or Program	Policy or Program Description	Sector(s)	Material or Product Group	Diversion Potential	Upstream Impacts	Local Authority	Receptivity	Staff Knowledge	Community Led Initiatives
22	Retailer Take-back (voluntary)	Encourage businesses to take back products and associated packaging, especially items that are toxic in their manufacture, use, or disposal that are not currently reusable, recyclable or compostable locally. Examples and Resources	ICI	Electronics, HHW, Hard to Recycle	Low	Low	Low	Med	Low	Easy
27	Recycled Content Buying Cooperative	Encourage local buying cooperatives or other coordinated approaches for private sector businesses and organizations to procure recycled content products. Examples and Resources	ICI	Paper, Plastics, Glass, Metals, Various	Low	High	Low	Easy	Med	Easy
32	Zero Waste Private Venues & Events	Promote setting of zero waste goals to owners/operators of private venues, e.g., sports stadiums, hotel conferences. Provide training and technical assistance to event coordinators for implementation of zero waste action plans. Examples and Resources	ICI	Paper, Plastics, Metals, Glass, Organics	Med	Low	Low	Easy	Low	Easy
36	Backyard/ Neighborhood Composting	Encourage and provide incentives for homes, neighborhoods, schools and businesses to set up a bin for composting food and yard waste. (Considered a source reduction activity with upstream impacts.) Examples and Resources	Residential, ICI	Organics	Low	Med	Low	Easy	Med	Easy
51	Food Waste Outreach & Prevention (vendors)	Conduct outreach to grocery stores, restaurants, school cafeterias and other food service vendors on opportunities and	ICI	Organics, Paper, Plastics	Low	Med	Low	Easy	Med	Easy

#	Policy or Program	Policy or Program Description	Sector(s)	Material or Product Group	Diversion Potential	Upstream Impacts	Local Authority	Receptivity	Staff Knowledge	Community Led Initiatives
		practices to prevent food waste, as well as to reduce disposable food ware packaging. Examples and Resources								
54	Paper Reduction at Offices	Conduct outreach on Paperless Office strategies. Examples and Resources	ICI	Paper	Low	Med	Low	Easy	Low	Easy
55	Best Practices Training	Conduct training, e.g., site visits, walk-through audits, distribution of displays and signs to increase rates of recycling and/or composting at facilities. Examples and Resources	ICI	Paper, Plastics, Metals, Glass, Organics	Low	Low	Low	Easy	Low	Easy
56	Extended Producer Responsibility (legislation)	Advocate for Producer Responsibility legislation and programs, e.g., through participating in Product Stewardship Councils and/or adopting local resolutions. Examples and Resources	ICI	HHW, Hard to Handle, Electronics, Various	Low	Med	Low	Med	Med	Easy
59	Retail Reuse Promotions	Encourage retail store "bargain basements" for sale of used clothes and other goods at discounted prices. Examples and Resources	ICI	Textiles, Hard to Handle, Various	Low	Low	Low	Easy	Low	Easy
60	Reuse Business Network	Develop a network of local businesses to repair, refurbish, market, and sell used products. Examples and Resources	ICI	Various	Low	Med	Low	Easy	Low	Easy
61	Rental Business Promotions	Help promote services that provide short term rentals of reusable goods such as tools, sports equipment, party equipment (tables, chairs, serving utensils), as well as sharing websites. Examples and Resources	ICI	Various	Low	Low	Low	Easy	Low	Easy

#	Policy or Program	Policy or Program Description	Sector(s)	Material or Product Group	Diversion Potential	Upstream Impacts	Local Authority	Receptivity	Staff Knowledge	Community Led Initiatives
62	Recognition & Certification Programs (local)	To increase the level of participation in recycling and composting programs, provide recognition for successes through a Green Business program or a Zero Waste Businesses or Schools program. Examples and Resources	ICI	Various	Low	Low	Low	Med	Med	Easy
63	Recognition & Certification Programs (national)	To encourage businesses and institutions to adopt and implement zero waste or high diversion goals and plans, help connect them to national recognition and/or certification programs. Examples and Resources	ICI	Various	Med	Low	Low	Easy	Low	Easy
69	C&D Recycling/Reuse Guidance	Prepare and post on the web a how-to deconstruction and services guide. Examples and Resources	C&D projects	C&D	Low	Low	Low	Easy	Low	Easy
76	Outreach & Education	Promote best practices for source reduction or organize volunteer opportunities for residents to promote waste reduction, reuse, recycling and composting. Examples and Resources	Community	Various	Low	Low	Low	Easy	Low	Easy
79	Repair/Reuse Workshops	Sponsor or organize product repair workshops or reuse workshops with local service clubs. Examples and Resources	Community	Various	Low	Low	Low	Easy	Low	Easy
80	Market Development Opportunities Assessment	Assess the state of existing local and regional markets for materials across the waste stream; study service voids for missed opportunities to recover commodities. Shape strategic action plans around the findings.	Community	Various	Low	Low	Low	Easy	Med	Easy

#	Policy or Program	Policy or Program Description	Sector(s)	Material or Product Group	Diversion Potential	Upstream Impacts	Local Authority	Receptivity	Staff Knowledge	Community Led Initiatives
		Examples and Resources								
87	Reuse Closet	Encourage storing of unwanted office supplies for re-use by employees or staff and teachers. Examples and Resources	Govt, ICI	Various	Low	Low	Low	Easy	Low	Easy
88	Flea Markets, Garage Sales, and Reuse Swaps	Promote local flea markets and garage sales for sale of reusable items and swaps for household goods, e.g., clothing, toys, etc. Examples and Resources	Community	Textiles, Various	Low	Low	Low	Easy	Low	Easy

Schedule for Implementing Recommendations

Traditional Material Diversion Efforts: Goals and Programs Recommendations

T-1 Publicize information about material reduce, reuse, and recycle options in Champaign County

Priority: High

(1) Provide clear guidance about office recycling procedures and sufficient conveniently located recycling containers to all Champaign County employees to allow for the convenient recycling of office paper, cardboard, can, and bottles.	Status New	Responsible Party:County SWM Coordinator/Recycling Coordinator Funding Source: Champaign County SWM Fund to accommodate the County's fair-share of annual operational support for a HHW collection facility or for once annual one-day HHW collection. Suggested Timeframe: Collection facility: within 2 years of Champaign County Board approval of SWMP 2022 Update.
(2) Consider a Champaign County policy that requires County employees to recycle office paper, cardboard, cans, and bottles.	Status New	Responsible Party:County SWM Coordinator/Recycling Coordinator Funding Source: County SWM Fund, federal, state, local, or grant Suggested Timeframe: within 2 years of Champaign County Board approval of SWMP 2022 Update.
(3) Encourage regional or local recycling efforts initiated by municipalities or by private or non-profit groups and encourage education efforts made by such groups.	Status Ongoing	Responsible Party: County SWM Coordinator/Recycling Coordinator Funding Source: County SWM Fund Suggested Timeframe: Ongoing
(4) Support maintenance of a website that provides comprehensive and timely information and resources to Champaign County residents, businesses, and institutions about material reuse options, recycling opportunities, and material collection events. The website can promote State of Illinois recycling guidelines and other educational guidelines to reduce recycling contamination.	Status Ongoing	Responsible Party:County SWM Coordinator/Recycling Coordinator Funding Source: County SWM Fund Suggested Timeframe: Ongoing

T-2 Improve trash disposal options and recycling drop-off options for outlying rural residents.

Priority: Medium

(5) Support the development of additional recycling drop-off centers for public use in Champaign County.	Status New	Responsible Party:County SWM Coordinator/Recycling Coordinator Funding Source: Federal, state, local or grant Suggested Timeframe: prior to 2026
--	---------------	--

T-3 Support initiatives that discourage the use of single-use plastics.

Priority: Medium

(6) Conduct an educational campaign to promote minimizing the use of single-use plastics.	Status Ongoing	Responsible Party:County SWM Coordinator/Recycling Coordinator Funding Source: Federal, state, local or grant Suggested Timeframe: prior to 2026
---	-------------------	--

(7)	Advocate for “extended producer responsibility” (EPR) legislation and programs, e.g., through participating in Product Stewardship Councils and/or adopting local resolutions.	Status Ongoing	Responsible Party:County SWM Coordinator/Recycling Coordinator Funding Source: Federal, state, local or grant Suggested Timeframe: prior to 2026
-----	--	-------------------	--

T-4 Encourage development of separate source glass bottle/container drop-offs or collection services.

Priority: Medium

(8)	Support the development of separate source glass bottle/glass container recycling program in Champaign County.	Status New	Responsible Party:County SWM Coordinator/Recycling Coordinator Funding Source: Federal, state, local or grant Suggested Timeframe: prior to 2026
-----	--	---------------	--

Organics Material Diversion Efforts: Goals and Recommended Strategies

O-1 Promote “greenscaping” and home management of leaves, yard trimmings, and brush.

Priority: Medium

(1)	Add a “green infrastructure” webpage to the Champaign County solid waste management website to educate landowners and tenants about the benefits of green infrastructure and green housekeeping in minimizing the volume of storm water runoff and pollutants from existing privately owned developed property.	Status New	Responsible Party:County SWM Coordinator/Recycling Coordinator Funding Source: Federal, state, local, or grant Suggested Timeframe: prior to 2026
-----	---	---------------	---

(2)	Add a “sustainable lawn care” webpage to the Champaign County solid waste management website to education landowners and tenants about the water quality impacts of overuse of fertilizers and pesticides in non-agricultural uses.	Status New	Responsible Party:County SWM Coordinator/Recycling Coordinator Funding Source: Federal, state, local, or grant Suggested Timeframe: prior to 2026
-----	---	---------------	---

(3)	Promote backyard composting programs with subsidized compost bin sales and/or workshops.	Status New	Responsible Party:County SWM Coordinator/Recycling Coordinator Funding Source: Federal, state, local, or grant Suggested Timeframe: prior to 2026
-----	--	---------------	---

(4)	Co-sponsor seasonal composting events such as pumpkin collection and Christmas tree composting.	Status New	Responsible Party:County SWM Coordinator/Recycling Coordinator Funding Source: Federal, state, local, or grant Suggested Timeframe: prior to 2026
-----	---	---------------	---

O-2 Evaluate Champaign County restrictions on the open burning of landscape waste to encourage composting of leaves and landscape trimmings and brush.

Priority: Medium

(5)	Update the Champaign County Public Nuisance Ordinance as needed, to ensure compatibility with state regulations.	Status Ongoing	Responsible Party:County SWM Coordinator/Recycling Coordinator Funding Source: Champaign County Dept of Planning & Zoning Suggested Timeframe: prior to 2026
-----	--	-------------------	--

O-3 Review Champaign County Ordinances to consider pre/post consumer food compost land uses and landscape trimmings and brush compost land uses.

Priority: High

(6) Update the Champaign County Zoning Ordinance and the Champaign County Pollution Control Facility Siting Ordinance, as may be needed, to allow for county review and potential development of food scrap composting facilities, wood chip recycling facilities, anarobic digestion facilities, and public drop-off locations for food scraps.	Status Ongoing	Responsible Party:County SWM Coordinator/Recycling Coordinator Funding Source: Champaign County Dept of Planning & Zoning Suggested Timeframe: prior to 2025
--	-------------------	--

Non-Traditional Material Diversion Efforts: Goals and Programs Recommendations

NT-1 Support convenient and consistent collection options for household hazardous waste and recycling of residents’ electronics items.

Priority: High

(1) Provide a fair-share portion of annual support for the operation of a fixed HHW collection facility in Champaign County, once such facility is established. Until a fixed facility is established, continue to provide a fair-share portion of support for an annual IEPA-sponsored One-Day HHW Collection.	Status New (collection facility) Ongoing (one-day collection)	Responsible Party:County SWM Coordinator/Recycling Coordinator Funding Source: Champaign County SWM Fund to accommodate the County's fair-share of annual operational support for a HHW collection facility or for once annual one-day HHW collection. Suggested Timeframe: Collection facility: within 2 years of Champaign County Board approval of SWMP 2022 Update.
---	---	---

(2) Continue to opt-in annually for Champaign County and municipalities in Champaign County to participate in the Illinois CERA Program. Provide a fair-share portion of support to cover operational costs for either bi-annual Residential Electronics Collection events held at a host site (e.g., Parkland College); or a permanent collection site for residential electronics collection in Champaign County, once such permanent collection site is established.	Status Ongoing (one-day collections) New (permanent collection site)	Responsible Party:County SWM Coordinator/Recycling Coordinator Funding Source: Champaign County SWM Fund to accommodate County's fair-share off annual operational support for a REC Program Collection Site or for biannual REC events. Suggested Timeframe: REC Program Collection Site: within 2 years of Champaign County Board approval of SWMP 2022 Update.
--	--	---

NT-2 Promote increased recycling of construction and demolition debris.

Priority: Medium

(3) Publicize information about existing C&D processing facilities in Champaign County and promote C&D recycling.	Status New	Responsible Party: County SWM Coordinator/Recycling Coordinator Funding Source: Federal, state, local or grant Suggested Timeframe: prior to 2025
---	---------------	---

NT-3 Encourage development of improved recycling options for batteries, unwanted medications, pharmaceuticals, and sharps.

Priority: High

(4) Encourage residents to participate in the Drug Enforcement Agency take-back program, typically held on an annual basis in Champaign County.	Status Ongoing	Responsible Party: County SWM Coordinator/Recycling Coordinator Funding Source: Federal, state, local or grant Suggested Timeframe: prior to 2025
---	-------------------	---

Schedule for Implementing Recommendations

(5) Encourage the development of secure take-back sites for sharps and/or unwanted medicine/pharmaceuticals at convenient locations throughout Champaign County.	Status Ongoing	Responsible Party:County SWM Coordinator/Recycling Coordinator Funding Source: Federal, state, local or grant Suggested Timeframe: prior to 2025
(6) Advocate for "extended producer responsibility" (EPR) legislation and programs for the safe collection of nontraditional materials such as batteries, medications, and used sharps by participating in the Illinois Product Stewardship Council or adopting local resolutions of support. EPR systems create a level playing field that shares responsibility fairly among producers and relieves local governments from the costs of disparate local recycling efforts.	Status New	Responsible Party:County SWM Coordinator/Recycling Coordinator Funding Source: Federal, state, local or grant Suggested Timeframe: prior to 2025
