




FUND DEPT 1080-010 : GENERAL CORPORATE - COUNTY BOARD

5/13/2024 10:44:04 AM

PERIOD ENDING 4/30/2024

	ACTUAL LAST YEAR			ACTUAL THIS YEAR				ENCUMBRANCE	BUDGET	UNENCUMBERED BALANCE
	CURRENT MONTH	YEAR TO DATE	%	CURRENT MONTH	%	YEAR TO DATE	%			
REVENUES										
4007 CHARGES FOR SERVICES	27.71	1,080.45	360	217.07	72	217.07	72	0.00	300.00	82.93
4009 MISCELLANEOUS REVENUES	0.00	0.00	0	255.00	14	255.00	14	0.00	1,800.00	1,545.00
4010 RENTS AND ROYALTIES	8,995.96	16,359.13	4	23,135.45	6	29,305.23	8	0.00	362,000.00	332,694.77
TOTAL REVENUES	9,023.67	17,439.58	4	23,607.52	6	29,777.30	8	0.00	364,100.00	334,322.70
EXPENDITURES										
5001 SALARIES AND WAGES	4,926.08	17,880.32	20	9,471.38	6	31,246.06	21	0.00	149,000.00	117,753.94
5010 COMMODITIES	0.00	21.50	0	0.00	0	48.68	1	0.00	4,914.50	4,865.82
5020 SERVICES	774.36	57,313.32	55	624.28	1	46,045.73	37	0.00	124,020.50	77,974.77
TOTAL EXPENDITURES	5,700.44	75,215.14	38	10,095.66	4	77,340.47	28	0.00	277,935.00	200,594.53
NET CHANGE IN FUND BALANCE	3,323.23	-57,775.56		13,511.86		-47,563.17		0.00	86,165.00	133,728.17



FUND DEPT 1080-012 : GENERAL CORPORATE - TORNADO SIRENS

5/13/2024 10:44:04 AM

PERIOD ENDING 4/30/2024

	ACTUAL LAST YEAR			ACTUAL THIS YEAR				ENCUMBRANCE	BUDGET	UNENCUMBERED BALANCE
	CURRENT MONTH	YEAR TO DATE	%	CURRENT MONTH	%	YEAR TO DATE	%			
REVENUES										
TOTAL REVENUES	0.00	0.00	0	0.00	0	0.00	0	0.00	0.00	0.00
EXPENDITURES										
TOTAL EXPENDITURES	0.00	0.00	0	0.00	0	0.00	0	0.00	0.00	0.00
NET CHANGE IN FUND BALANCE	0.00	0.00		0.00		0.00		0.00	0.00	0.00




FUND DEPT 1080-013 : GENERAL CORPORATE - DEBT SERVICE

5/13/2024 10:44:04 AM

PERIOD ENDING 4/30/2024

	ACTUAL LAST YEAR			ACTUAL THIS YEAR				ENCUMBRANCE	BUDGET	UNENCUMBERED BALANCE
	CURRENT MONTH	YEAR TO DATE	%	CURRENT MONTH	%	YEAR TO DATE	%			
REVENUES										
4004 INTERGOVERNMENTAL REVENUE	146,751.00	293,502.00	19	117,419.00	8	234,838.00	16	0.00	1,467,700.00	1,232,862.00
TOTAL REVENUES	146,751.00	293,502.00	19	117,419.00	8	234,838.00	16	0.00	1,467,700.00	1,232,862.00
EXPENDITURES										
5050 INTEREST AND FISCAL CHARGES	0.00	0.00	0	0.00	0	0.00	0	0.00	1,467,700.00	1,467,700.00
TOTAL EXPENDITURES	0.00	0.00	0	0.00	0	0.00	0	0.00	1,467,700.00	1,467,700.00
OTHER FINANCING SOURCES (USES)										
TOTAL OTHER FINANCING SOURCES (USES)	0.00	0.00		0.00		0.00		0.00	0.00	0.00
NET CHANGE IN FUND BALANCE	146,751.00	293,502.00		117,419.00		234,838.00		0.00	0.00	-234,838.00



FUND DEPT 1080-016 : GENERAL CORPORATE - ADMINISTRATIVE SERVICES

5/13/2024 10:44:04 AM

PERIOD ENDING 4/30/2024

	ACTUAL LAST YEAR			ACTUAL THIS YEAR				ENCUMBRANCE	BUDGET	UNENCUMBERED BALANCE
	CURRENT MONTH	YEAR TO DATE	%	CURRENT MONTH	%	YEAR TO DATE	%			
REVENUES										
4004 INTERGOVERNMENTAL REVENUE	0.00	23.57	0	0.00	0	26.08	4	0.00	600.00	573.92
4009 MISCELLANEOUS REVENUES	0.00	0.00	0	0.00	0	1,487.72	50	0.00	3,000.00	1,512.28
TOTAL REVENUES	0.00	23.57	0	0.00	0	1,513.80	42	0.00	3,600.00	2,086.20
EXPENDITURES										
5001 SALARIES AND WAGES	54,516.04	205,602.27	29	52,063.48	8	200,053.77	29	0.00	693,406.00	493,352.23
5003 FRINGE BENEFITS	0.00	0.00	0	4,914.16	0	19,586.64	0	0.00	0.00	-19,586.64
5010 COMMODITIES	67,092.79	99,482.02	30	33,515.08	10	56,015.47	17	0.00	325,250.00	269,234.53
5020 SERVICES	3,460.38	6,334.98	22	6,479.01	16	13,159.32	32	0.00	41,460.00	28,300.68
TOTAL EXPENDITURES	125,069.21	311,419.27	29	96,971.73	9	288,815.20	27	0.00	1,060,116.00	771,300.80
OTHER FINANCING SOURCES (USES)										
6001 OTHER FINANCING SOURCES	0.00	0.00	0	0.00	0	0.00	0	0.00	18,216.00	18,216.00
TOTAL OTHER FINANCING SOURCES (USES)	0.00	0.00		0.00		0.00		0.00	18,216.00	18,216.00
NET CHANGE IN FUND BALANCE	-125,069.21	-311,395.70		-96,971.73		-287,301.40		0.00	-1,038,300.00	-750,998.60



FUND DEPT 1080-017 : GENERAL CORPORATE - COOPERATIVE EXTENSION SRV

5/13/2024 10:44:04 AM

PERIOD ENDING 4/30/2024

	ACTUAL LAST YEAR			ACTUAL THIS YEAR				ENCUMBRANCE	BUDGET	UNENCUMBERED BALANCE
	CURRENT MONTH	YEAR TO DATE	%	CURRENT MONTH	%	YEAR TO DATE	%			
REVENUES										
4001 PROPERTY TAX	0.00	0.00	0	0.00	0	0.00	0	0.00	444,400.00	444,400.00
TOTAL REVENUES	0.00	0.00	0	0.00	0	0.00	0	0.00	444,400.00	444,400.00
EXPENDITURES										
5020 SERVICES	734.13	734.13	0	0.00	0	0.00	0	0.00	444,400.00	444,400.00
TOTAL EXPENDITURES	734.13	734.13	0	0.00	0	0.00	0	0.00	444,400.00	444,400.00
NET CHANGE IN FUND BALANCE	-734.13	-734.13		0.00		0.00		0.00	0.00	0.00



FUND DEPT 1080-020 : GENERAL CORPORATE - AUDITOR

5/13/2024 10:44:04 AM

PERIOD ENDING 4/30/2024

	ACTUAL LAST YEAR			ACTUAL THIS YEAR				ENCUMBRANCE	BUDGET	UNENCUMBERED BALANCE
	CURRENT MONTH	YEAR TO DATE	%	CURRENT MONTH	%	YEAR TO DATE	%			
REVENUES										
4004 INTERGOVERNMENTAL REVENUE	0.00	0.00	0	0.00	0	0.00	0	0.00	6,500.00	6,500.00
4007 CHARGES FOR SERVICES	0.00	0.00	0	0.00	0	0.00	0	0.00	120,000.00	120,000.00
4008 INVESTMENT EARNINGS	6.93	44.94	0	13.40	0	50.56	0	0.00	0.00	-50.56
TOTAL REVENUES	6.93	44.94	0	13.40	0	50.56	0	0.00	126,500.00	126,449.44
EXPENDITURES										
5001 SALARIES AND WAGES	28,722.28	113,861.90	27	32,403.84	7	122,782.52	28	0.00	445,471.00	322,688.48
5003 FRINGE BENEFITS	0.00	0.00	0	6,536.66	0	26,146.64	0	0.00	0.00	-26,146.64
5010 COMMODITIES	0.00	203.50	6	0.00	0	-2.00	0	0.00	3,131.00	3,133.00
5020 SERVICES	1,995.94	4,026.83	24	315.91	2	1,602.46	11	0.00	14,186.00	12,583.54
TOTAL EXPENDITURES	30,718.22	118,092.23	27	39,256.41	8	150,529.62	33	0.00	462,788.00	312,258.38
OTHER FINANCING SOURCES (USES)										
TOTAL OTHER FINANCING SOURCES (USES)	0.00	0.00		0.00		0.00		0.00	0.00	0.00
NET CHANGE IN FUND BALANCE	-30,711.29	-118,047.29		-39,243.01		-150,479.06		0.00	-336,288.00	-185,808.94



FUND DEPT 1080-021 : GENERAL CORPORATE - BOARD OF REVIEW

5/13/2024 10:44:04 AM

PERIOD ENDING 4/30/2024

	ACTUAL LAST YEAR			ACTUAL THIS YEAR				ENCUMBRANCE	BUDGET	UNENCUMBERED BALANCE
	CURRENT MONTH	YEAR TO DATE	%	CURRENT MONTH	%	YEAR TO DATE	%			
REVENUES										
TOTAL REVENUES	0.00	0.00	0	0.00	0	0.00	0	0.00	0.00	0.00
EXPENDITURES										
5001 SALARIES AND WAGES	11,172.50	41,436.08	29	11,638.48	8	45,825.88	31	0.00	148,145.00	102,319.12
5003 FRINGE BENEFITS	0.00	0.00	0	1,577.05	0	6,308.20	0	0.00	0.00	-6,308.20
5010 COMMODITIES	104.00	374.97	28	116.62	7	116.62	7	0.00	1,583.00	1,466.38
5020 SERVICES	2,126.65	9,613.65	53	861.83	7	5,836.70	45	0.00	12,976.00	7,139.30
TOTAL EXPENDITURES	13,403.15	51,424.70	32	14,193.98	9	58,087.40	36	0.00	162,704.00	104,616.60
NET CHANGE IN FUND BALANCE	-13,403.15	-51,424.70		-14,193.98		-58,087.40		0.00	-162,704.00	-104,616.60



FUND DEPT 1080-022 : GENERAL CORPORATE - COUNTY CLERK

5/13/2024 10:44:04 AM

PERIOD ENDING 4/30/2024

	ACTUAL LAST YEAR			ACTUAL THIS YEAR				ENCUMBRANCE	BUDGET	UNENCUMBERED BALANCE
	CURRENT MONTH	YEAR TO DATE	%	CURRENT MONTH	%	YEAR TO DATE	%			
REVENUES										
4004 INTERGOVERNMENTAL REVENUE	0.00	0.00	0	0.00	0	0.00	0	0.00	51,815.00	51,815.00
4006 LICENSES AND PERMITS	7,445.00	20,205.00	18	4,825.00	4	13,425.00	12	0.00	110,400.00	96,975.00
4007 CHARGES FOR SERVICES	28,846.35	81,188.90	24	20,932.80	6	74,658.20	22	0.00	340,000.00	265,341.80
4008 INVESTMENT EARNINGS	8.36	67.89	34	10.35	5	54.95	27	0.00	200.00	145.05
4009 MISCELLANEOUS REVENUES	645.00	2,442.50	122	575.00	287	1,767.50	883	0.00	20.00	-1,747.50
		12		5	8					
TOTAL REVENUES	36,944.71	103,904.29	21	26,343.15	5	89,905.65	18	0.00	502,435.00	412,529.35
EXPENDITURES										
5001 SALARIES AND WAGES	116,150.40	299,807.05	32	125,337.70	13	309,737.16	32	0.00	972,007.00	662,269.84
5003 FRINGE BENEFITS	0.00	0.00	0	9,876.91	0	39,507.64	0	0.00	0.00	-39,507.64
5010 COMMODITIES	2,482.44	72,227.27	67	3,373.65	3	28,359.18	28	0.00	100,480.00	72,120.82
5020 SERVICES	34,102.19	100,584.39	24	14,881.42	3	198,559.12	43	0.00	458,820.00	260,260.88
8000 CAPITAL OUTLAY	0.00	0.00	0	0.00	0	0.00	0	0.00	42,535.00	42,535.00
TOTAL EXPENDITURES	152,735.03	472,618.71	31	153,469.68	10	576,163.10	37	0.00	1,573,842.00	997,678.90
OTHER FINANCING SOURCES (USES)										
TOTAL OTHER FINANCING SOURCES (USES)	0.00	0.00		0.00		0.00		0.00	0.00	0.00
NET CHANGE IN FUND BALANCE	-115,790.32	-368,714.42		-127,126.53		-486,257.45		0.00	-1,071,407.00	-585,149.55



FUND DEPT 1080-023 : GENERAL CORPORATE - RECORDER

5/13/2024 10:44:04 AM

PERIOD ENDING 4/30/2024

	ACTUAL LAST YEAR			ACTUAL THIS YEAR				ENCUMBRANCE	BUDGET	UNENCUMBERED BALANCE
	CURRENT MONTH	YEAR TO DATE	%	CURRENT MONTH	%	YEAR TO DATE	%			
REVENUES										
4006 LICENSES AND PERMITS	27,386.50	136,667.00	27	45,620.25	9	140,609.00	28	0.00	500,000.00	359,391.00
4007 CHARGES FOR SERVICES	37,395.50	177,477.50	22	52,342.50	7	164,547.00	22	0.00	735,000.00	570,453.00
4009 MISCELLANEOUS REVENUES	292.00	5,720.70	23	240.00	1	929.70	4	0.00	25,000.00	24,070.30
TOTAL REVENUES	65,074.00	319,865.20	24	98,202.75	8	306,085.70	24	0.00	1,260,000.00	953,914.30
EXPENDITURES										
5001 SALARIES AND WAGES	14,410.60	54,039.81	29	14,835.79	7	50,743.01	24	0.00	211,360.00	160,616.99
5003 FRINGE BENEFITS	0.00	0.00	0	4,474.10	0	14,658.41	0	0.00	0.00	-14,658.41
5010 COMMODITIES	7.15	163.78	33	310.84	62	390.59	78	0.00	500.00	109.41
5020 SERVICES	0.00	15.00	1	0.00	0	0.00	0	0.00	1,780.00	1,780.00
TOTAL EXPENDITURES	14,417.75	54,218.59	29	19,620.73	9	65,792.01	31	0.00	213,640.00	147,847.99
NET CHANGE IN FUND BALANCE	50,656.25	265,646.61		78,582.02		240,293.69		0.00	1,046,360.00	806,066.31



FUND DEPT 1080-025 : GENERAL CORPORATE - SUPERVISOR OF ASSESSMENT

5/13/2024 10:44:04 AM

PERIOD ENDING 4/30/2024

	ACTUAL LAST YEAR			ACTUAL THIS YEAR				ENCUMBRANCE	BUDGET	UNENCUMBERED BALANCE
	CURRENT MONTH	YEAR TO DATE	%	CURRENT MONTH	%	YEAR TO DATE	%			
REVENUES										
4004 INTERGOVERNMENTAL REVENUE	3,718.74	7,437.48	16	3,897.32	8	28,480.50	57	0.00	49,768.00	21,287.50
4009 MISCELLANEOUS REVENUES	300.00	300.00	50	0.00	0	0.00	0	0.00	600.00	600.00
TOTAL REVENUES	4,018.74	7,737.48	16	3,897.32	8	28,480.50	57	0.00	50,368.00	21,887.50
EXPENDITURES										
5001 SALARIES AND WAGES	24,720.15	96,816.82	27	29,113.21	8	107,806.80	29	0.00	374,991.00	267,184.20
5003 FRINGE BENEFITS	0.00	0.00	0	5,502.19	0	22,008.76	0	0.00	0.00	-22,008.76
5010 COMMODITIES	63.04	2,006.42	36	18.99	0	1,815.53	40	0.00	4,532.00	2,716.47
5020 SERVICES	1,671.63	4,080.80	6	2,784.94	7	5,623.11	15	0.00	38,410.00	32,786.89
TOTAL EXPENDITURES	26,454.82	102,904.04	24	37,419.33	9	137,254.20	33	0.00	417,933.00	280,678.80
NET CHANGE IN FUND BALANCE	-22,436.08	-95,166.56		-33,522.01		-108,773.70		0.00	-367,565.00	-258,791.30



FUND DEPT 1080-026 : GENERAL CORPORATE - COUNTY TREASURER

5/13/2024 10:44:04 AM

PERIOD ENDING 4/30/2024

	ACTUAL LAST YEAR			ACTUAL THIS YEAR				ENCUMBRANCE	BUDGET	UNENCUMBERED BALANCE
	CURRENT MONTH	YEAR TO DATE	%	CURRENT MONTH	%	YEAR TO DATE	%			
REVENUES										
4001 PROPERTY TAX	570.00	1,300.00	0	424.87	0	2,108.67	0	0.00	640,000.00	637,891.33
4004 INTERGOVERNMENTAL REVENUE	0.00	0.00	0	0.00	0	0.00	0	0.00	14,000.00	14,000.00
4007 CHARGES FOR SERVICES	0.00	0.00	0	0.00	0	0.00	0	0.00	200.00	200.00
4008 INVESTMENT EARNINGS	4,120.84	5,363.60	77	1,599.99	23	4,229.42	60	0.00	7,000.00	2,770.58
TOTAL REVENUES	4,690.84	6,663.60	1	2,024.86	0	6,338.09	1	0.00	661,200.00	654,861.91
EXPENDITURES										
5001 SALARIES AND WAGES	23,884.73	91,683.17	29	24,412.38	7	92,819.31	27	0.00	342,786.00	249,966.69
5003 FRINGE BENEFITS	0.00	0.00	0	4,476.70	0	17,906.80	0	0.00	0.00	-17,906.80
5010 COMMODITIES	0.00	2,624.24	40	300.83	4	1,801.61	26	0.00	6,845.25	5,043.64
5020 SERVICES	100.00	2,667.60	6	1,174.25	2	4,580.22	10	0.00	47,377.75	42,797.53
TOTAL EXPENDITURES	23,984.73	96,975.01	26	30,364.16	8	117,107.94	29	0.00	397,009.00	279,901.06
NET CHANGE IN FUND BALANCE	-19,293.89	-90,311.41		-28,339.30		-110,769.85		0.00	264,191.00	374,960.85



PERIOD ENDING 4/30/2024

	ACTUAL LAST YEAR			ACTUAL THIS YEAR				ENCUMBRANCE	BUDGET	UNENCUMBERED BALANCE
	CURRENT MONTH	YEAR TO DATE	%	CURRENT MONTH	%	YEAR TO DATE	%			
REVENUES										
4004 INTERGOVERNMENTAL REVENUE	400.00	800.00	17	200.00	4	22,709.00	473	0.00	4,800.00	-17,909.00
4007 CHARGES FOR SERVICES	0.00	0.00	0	0.00	0	0.00	0	0.00	45,600.00	45,600.00
4009 MISCELLANEOUS REVENUES	0.00	0.00	0	0.00	0	41.51	0	0.00	0.00	-41.51
TOTAL REVENUES	400.00	800.00	2	200.00	0	22,750.51	45	0.00	50,400.00	27,649.49
EXPENDITURES										
5001 SALARIES AND WAGES	63,905.80	239,977.83	27	65,085.80	7	246,727.30	25	0.00	970,853.00	724,125.70
5003 FRINGE BENEFITS	0.00	0.00	0	10,942.79	0	43,771.16	0	0.00	0.00	-43,771.16
5010 COMMODITIES	10,964.29	29,952.27	39	4,898.41	7	25,167.55	35	0.00	72,000.00	46,832.45
5020 SERVICES	39,344.46	96,931.03	26	23,450.70	6	89,866.33	24	0.00	378,750.00	288,883.67
TOTAL EXPENDITURES	114,214.55	366,861.13	27	104,377.70	7	405,532.34	29	0.00	1,421,603.00	1,016,070.66
OTHER FINANCING SOURCES (USES)										
TOTAL OTHER FINANCING SOURCES (USES)	0.00	0.00		0.00		0.00		0.00	0.00	0.00
NET CHANGE IN FUND BALANCE	-113,814.55	-366,061.13		-104,177.70		-382,781.83		0.00	-1,371,203.00	-988,421.17



FUND DEPT 1080-030 : GENERAL CORPORATE - CIRCUIT CLERK

5/13/2024 10:44:04 AM

PERIOD ENDING 4/30/2024

	ACTUAL LAST YEAR			ACTUAL THIS YEAR				ENCUMBRANCE	BUDGET	UNENCUMBERED BALANCE
	CURRENT MONTH	YEAR TO DATE	%	CURRENT MONTH	%	YEAR TO DATE	%			
REVENUES										
4004 INTERGOVERNMENTAL REVENUE	0.00	0.00	0	0.00	0	0.00	0	0.00	6,500.00	6,500.00
4007 CHARGES FOR SERVICES	0.00	96,715.36	16	54,142.11	8	192,482.16	29	0.00	667,968.00	475,485.84
4008 INVESTMENT EARNINGS	0.00	15,416.35	0	5,746.46	11	18,540.66	37	0.00	50,000.00	31,459.34
TOTAL REVENUES	0.00	112,131.71	18	59,888.57	8	211,022.82	29	0.00	724,468.00	513,445.18
EXPENDITURES										
5001 SALARIES AND WAGES	95,696.61	346,814.35	25	116,997.33	8	424,711.27	29	0.00	1,459,873.00	1,035,161.73
5003 FRINGE BENEFITS	0.00	0.00	0	20,970.38	0	86,234.98	0	0.00	0.00	-86,234.98
5010 COMMODITIES	209.85	6,054.84	33	5,692.83	5	35,577.58	29	23,125.00	123,864.00	65,161.42
5020 SERVICES	1,827.80	6,007.81	18	3,716.82	2	14,752.04	7	0.00	200,909.00	186,156.96
8000 CAPITAL OUTLAY	0.00	0.00	0	0.00	0	0.00	0	21,359.00	28,549.00	7,190.00
TOTAL EXPENDITURES	97,734.26	358,877.00	25	147,377.36	8	561,275.87	31	44,484.00	1,813,195.00	1,207,435.13
OTHER FINANCING SOURCES (USES)										
6001 OTHER FINANCING SOURCES	0.00	0.00	0	0.00	0	0.00	0	0.00	762,836.00	762,836.00
TOTAL OTHER FINANCING SOURCES (USES)	0.00	0.00		0.00		0.00		0.00	762,836.00	762,836.00
NET CHANGE IN FUND BALANCE	-97,734.26	-246,745.29		-87,488.79		-350,253.05		-44,484.00	-325,891.00	68,846.05



FUND DEPT 1080-031 : GENERAL CORPORATE - CIRCUIT COURT

5/13/2024 10:44:04 AM

PERIOD ENDING 4/30/2024

	ACTUAL LAST YEAR			ACTUAL THIS YEAR				ENCUMBRANCE	BUDGET	UNENCUMBERED BALANCE
	CURRENT MONTH	YEAR TO DATE	%	CURRENT MONTH	%	YEAR TO DATE	%			
REVENUES										
TOTAL REVENUES	0.00	0.00	0	0.00	0	0.00	0	0.00	0.00	0.00
EXPENDITURES										
5001 SALARIES AND WAGES	52,578.25	197,159.64	29	58,144.92	7	214,643.55	27	0.00	805,390.00	590,746.45
5003 FRINGE BENEFITS	0.00	0.00	0	14,196.83	0	54,428.66	0	0.00	0.00	-54,428.66
5010 COMMODITIES	10,914.37	12,949.99	33	894.39	2	5,550.74	15	0.00	37,100.00	31,549.26
5020 SERVICES	31,477.50	131,241.64	29	47,075.43	8	150,611.90	25	0.00	610,650.00	460,038.10
TOTAL EXPENDITURES	94,970.12	341,351.27	29	120,311.57	8	425,234.85	29	0.00	1,453,140.00	1,027,905.15
OTHER FINANCING SOURCES (USES)										
TOTAL OTHER FINANCING SOURCES (USES)	0.00	0.00		0.00		0.00		0.00	0.00	0.00
NET CHANGE IN FUND BALANCE	-94,970.12	-341,351.27		-120,311.57		-425,234.85		0.00	-1,453,140.00	-1,027,905.15



FUND DEPT 1080-032 : GENERAL CORPORATE - JURY COMMISSION

5/13/2024 10:44:04 AM

PERIOD ENDING 4/30/2024

	ACTUAL LAST YEAR			ACTUAL THIS YEAR				ENCUMBRANCE	BUDGET	UNENCUMBERED BALANCE
	CURRENT MONTH	YEAR TO DATE	%	CURRENT MONTH	%	YEAR TO DATE	%			
REVENUES										
4007 CHARGES FOR SERVICES	0.00	0.00	0	5,737.50	18	12,431.25	38	0.00	32,600.00	20,168.75
TOTAL REVENUES	0.00	0.00	0	5,737.50	18	12,431.25	38	0.00	32,600.00	20,168.75
EXPENDITURES										
5001 SALARIES AND WAGES	3,625.86	13,236.76	27	4,181.39	8	15,750.89	29	0.00	54,713.00	38,962.11
5010 COMMODITIES	1,539.87	2,300.67	26	1,351.20	12	1,822.86	17	0.00	10,836.00	9,013.14
5020 SERVICES	10,367.90	33,843.20	23	10,941.50	8	22,478.30	16	0.00	144,200.00	121,721.70
TOTAL EXPENDITURES	15,533.63	49,380.63	24	16,474.09	8	40,052.05	19	0.00	209,749.00	169,696.95
NET CHANGE IN FUND BALANCE	-15,533.63	-49,380.63		-10,736.59		-27,620.80		0.00	-177,149.00	-149,528.20



FUND DEPT 1080-036 : GENERAL CORPORATE - PUBLIC DEFENDER

5/13/2024 10:44:04 AM

PERIOD ENDING 4/30/2024

	ACTUAL LAST YEAR			ACTUAL THIS YEAR				ENCUMBRANCE	BUDGET	UNENCUMBERED BALANCE
	CURRENT MONTH	YEAR TO DATE	%	CURRENT MONTH	%	YEAR TO DATE	%			
REVENUES										
4004 INTERGOVERNMENTAL REVENUE	9,436.74	18,873.48	16	9,870.84	8	29,612.52	25	0.00	118,449.00	88,836.48
4007 CHARGES FOR SERVICES	0.00	3,008.28	6	525.77	3	1,868.86	12	0.00	16,000.00	14,131.14
4009 MISCELLANEOUS REVENUES	0.00	0.00	0	0.00	0	40.00	0	0.00	0.00	-40.00
TOTAL REVENUES	9,436.74	21,881.76	13	10,396.61	8	31,521.38	23	0.00	134,449.00	102,927.62
EXPENDITURES										
5001 SALARIES AND WAGES	109,892.46	408,384.30	27	129,821.53	8	484,941.88	29	0.00	1,698,265.00	1,213,323.12
5003 FRINGE BENEFITS	0.00	0.00	0	13,202.92	0	45,235.35	0	0.00	0.00	-45,235.35
5010 COMMODITIES	4,423.48	7,636.88	48	808.24	5	4,423.35	29	0.00	15,489.00	11,065.65
5020 SERVICES	1,160.10	8,354.95	28	4,865.48	7	26,131.63	35	0.00	74,004.00	47,872.37
TOTAL EXPENDITURES	115,476.04	424,376.13	27	148,698.17	8	560,732.21	31	0.00	1,787,758.00	1,227,025.79
NET CHANGE IN FUND BALANCE	-106,039.30	-402,494.37		-138,301.56		-529,210.83		0.00	-1,653,309.00	-1,124,098.17




FUND DEPT 1080-040 : GENERAL CORPORATE - SHERIFF

5/13/2024 10:44:04 AM

PERIOD ENDING 4/30/2024

	ACTUAL LAST YEAR			ACTUAL THIS YEAR				ENCUMBRANCE	BUDGET	UNENCUMBERED BALANCE
	CURRENT MONTH	YEAR TO DATE	%	CURRENT MONTH	%	YEAR TO DATE	%			
REVENUES										
4004 INTERGOVERNMENTAL REVENUE	8,388.22	112,722.91	9	233,653.03	20	336,661.55	29	0.00	1,174,066.00	837,404.45
4005 FINES AND FORFEITURES	0.00	1,921.51	6	2,680.95	13	4,394.40	22	0.00	20,000.00	15,605.60
4007 CHARGES FOR SERVICES	6,828.50	39,578.65	27	11,982.70	8	43,218.62	30	0.00	143,000.00	99,781.38
4009 MISCELLANEOUS REVENUES	0.00	1,777.80	18	50.00	0	185.00	2	0.00	10,000.00	9,815.00
TOTAL REVENUES	15,216.72	156,000.87	11	248,366.68	18	384,459.57	29	0.00	1,347,066.00	962,606.43
EXPENDITURES										
5001 SALARIES AND WAGES	23,496.45	87,885.78	29	24,951.26	8	93,817.71	28	0.00	329,527.00	235,709.29
5002 LAW ENFORCEMENT SALARIES	441,330.78	1,393,407.92	31	398,377.05	8	1,492,441.88	29	0.00	5,218,295.00	3,725,853.12
5003 FRINGE BENEFITS	0.00	0.00	0	48,397.61	0	187,048.58	0	0.00	0.00	-187,048.58
5010 COMMODITIES	47,665.45	99,242.32	35	61,633.63	24	157,999.34	62	0.00	253,202.40	95,203.06
5020 SERVICES	175,085.13	516,616.23	49	223,493.91	21	564,666.05	53	0.00	1,062,104.60	497,438.55
8000 CAPITAL OUTLAY	240,810.00	240,810.00	100	172,916.00	68	223,916.00	88	31,560.00	255,544.00	68.00
TOTAL EXPENDITURES	928,387.81	2,337,962.25	36	929,769.46	13	2,719,889.56	38	31,560.00	7,118,673.00	4,367,223.44
OTHER FINANCING SOURCES (USES)										
TOTAL OTHER FINANCING SOURCES (USES)	0.00	0.00		0.00		0.00		0.00	0.00	0.00
NET CHANGE IN FUND BALANCE	-913,171.09	-2,181,961.38		-681,402.78		-2,335,429.99		-31,560.00	-5,771,607.00	-3,404,617.01



FUND DEPT 1080-041 : GENERAL CORPORATE - STATES ATTORNEY

5/13/2024 10:44:04 AM

PERIOD ENDING 4/30/2024

	ACTUAL LAST YEAR			ACTUAL THIS YEAR				ENCUMBRANCE	BUDGET	UNENCUMBERED BALANCE
	CURRENT MONTH	YEAR TO DATE	%	CURRENT MONTH	%	YEAR TO DATE	%			
REVENUES										
4004 INTERGOVERNMENTAL REVENUE	16,243.56	48,987.12	22	16,967.12	7	110,624.76	45	0.00	244,437.00	133,812.24
4005 FINES AND FORFEITURES	0.00	58,733.61	10	26,944.11	10	83,518.84	30	0.00	275,000.00	191,481.16
4007 CHARGES FOR SERVICES	0.00	10,399.40	12	6,181.47	12	17,773.02	36	0.00	50,000.00	32,226.98
4009 MISCELLANEOUS REVENUES	0.00	200.00	0	0.00	0	240.26	481	0.00	50.00	-190.26
TOTAL REVENUES	16,243.56	118,320.13	13	50,092.70	9	212,156.88	37	0.00	569,487.00	357,330.12
EXPENDITURES										
5001 SALARIES AND WAGES	197,433.00	744,344.96	29	199,781.37	7	731,250.80	26	0.00	2,852,079.00	2,120,828.20
5003 FRINGE BENEFITS	0.00	0.00	0	32,532.26	0	128,739.37	0	0.00	0.00	-128,739.37
5010 COMMODITIES	5,957.83	19,709.24	41	2,589.95	8	21,105.32	63	0.00	33,429.59	12,324.27
5020 SERVICES	10,908.25	76,579.66	53	9,551.86	6	74,179.46	46	0.00	162,666.41	88,486.95
8000 CAPITAL OUTLAY	0.00	0.00	0	0.00	0	33,525.26	99	0.00	34,025.26	500.00
TOTAL EXPENDITURES	214,299.08	840,633.86	31	244,455.44	8	988,800.21	32	0.00	3,082,200.26	2,093,400.05
OTHER FINANCING SOURCES (USES)										
TOTAL OTHER FINANCING SOURCES (USES)	0.00	0.00		0.00		0.00		0.00	0.00	0.00
NET CHANGE IN FUND BALANCE	-198,055.52	-722,313.73		-194,362.74		-776,643.33		0.00	-2,512,713.26	-1,736,069.93



FUND DEPT 1080-042 : GENERAL CORPORATE - CORONER

5/13/2024 10:44:04 AM

PERIOD ENDING 4/30/2024

	ACTUAL LAST YEAR			ACTUAL THIS YEAR				ENCUMBRANCE	BUDGET	UNENCUMBERED BALANCE
	CURRENT MONTH	YEAR TO DATE	%	CURRENT MONTH	%	YEAR TO DATE	%			
REVENUES										
4004 INTERGOVERNMENTAL REVENUE	0.00	5,130.00	30	3,584.00	30	10,084.00	84	0.00	12,000.00	1,916.00
4007 CHARGES FOR SERVICES	5,905.00	33,705.00	52	1,245.00	1	4,980.00	6	0.00	89,000.00	84,020.00
4009 MISCELLANEOUS REVENUES	0.00	1,775.00	39	0.00	0	0.00	0	0.00	4,600.00	4,600.00
TOTAL REVENUES	5,905.00	40,610.00	47	4,829.00	5	15,064.00	14	0.00	105,600.00	90,536.00
EXPENDITURES										
5001 SALARIES AND WAGES	37,699.43	136,090.65	26	36,306.01	7	149,759.51	27	0.00	552,790.00	403,030.49
5003 FRINGE BENEFITS	0.00	0.00	0	4,296.08	0	17,210.76	0	0.00	0.00	-17,210.76
5010 COMMODITIES	6,506.04	9,551.24	28	1,158.71	4	3,599.27	13	0.00	28,206.73	24,607.46
5020 SERVICES	20,609.38	55,112.15	26	12,741.31	6	46,128.47	21	0.00	224,151.27	178,022.80
TOTAL EXPENDITURES	64,814.85	200,754.04	26	54,502.11	7	216,698.01	27	0.00	805,148.00	588,449.99
NET CHANGE IN FUND BALANCE	-58,909.85	-160,144.04		-49,673.11		-201,634.01		0.00	-699,548.00	-497,913.99



PERIOD ENDING 4/30/2024

	ACTUAL LAST YEAR			ACTUAL THIS YEAR				ENCUMBRANCE	BUDGET	UNENCUMBERED BALANCE
	CURRENT MONTH	YEAR TO DATE	%	CURRENT MONTH	%	YEAR TO DATE	%			
REVENUES										
4004 INTERGOVERNMENTAL REVENUE	0.00	0.00	0	1,210.38	2	9,211.22	14	0.00	65,000.00	55,788.78
4009 MISCELLANEOUS REVENUES	0.00	0.00	0	40,000.00	0	40,000.00	0	0.00	0.00	-40,000.00
TOTAL REVENUES	0.00	0.00	0	41,210.38	63	49,211.22	76	0.00	65,000.00	15,788.78
EXPENDITURES										
5001 SALARIES AND WAGES	11,100.30	32,071.04	23	11,427.00	8	42,851.25	28	0.00	150,394.00	107,542.75
5003 FRINGE BENEFITS	0.00	0.00	0	5.20	0	20.80	0	0.00	0.00	-20.80
5010 COMMODITIES	741.79	1,112.24	23	874.45	21	1,201.27	28	0.00	4,224.00	3,022.73
5020 SERVICES	1,628.45	4,238.94	15	3,398.02	11	7,494.19	25	0.00	30,467.00	22,972.81
TOTAL EXPENDITURES	13,470.54	37,422.22	21	15,704.67	8	51,567.51	28	0.00	185,085.00	133,517.49
NET CHANGE IN FUND BALANCE	-13,470.54	-37,422.22		25,505.71		-2,356.29		0.00	-120,085.00	-117,728.71



FUND DEPT 1080-051 : GENERAL CORPORATE - JUVENILE DETENTION CENTER

5/13/2024 10:44:04 AM

PERIOD ENDING 4/30/2024

	ACTUAL LAST YEAR			ACTUAL THIS YEAR				ENCUMBRANCE	BUDGET	UNENCUMBERED BALANCE
	CURRENT MONTH	YEAR TO DATE	%	CURRENT MONTH	%	YEAR TO DATE	%			
REVENUES										
4004 INTERGOVERNMENTAL REVENUE	101,607.98	202,532.07	13	1,616.04	0	236,150.90	14	0.00	1,677,998.00	1,441,847.10
TOTAL REVENUES	101,607.98	202,532.07	13	1,616.04	0	236,150.90	14	0.00	1,677,998.00	1,441,847.10
EXPENDITURES										
5001 SALARIES AND WAGES	101,141.96	383,562.79	24	113,824.00	6	444,047.86	25	0.00	1,808,224.00	1,364,176.14
5003 FRINGE BENEFITS	0.00	0.00	0	18,409.07	0	71,498.86	0	0.00	0.00	-71,498.86
5010 COMMODITIES	2,967.89	16,412.46	21	3,955.30	4	19,126.87	18	0.00	107,561.00	88,434.13
5020 SERVICES	39,953.89	102,117.47	32	224.35	0	80,366.67	36	0.00	221,025.00	140,658.33
TOTAL EXPENDITURES	144,063.74	502,092.72	25	136,412.72	6	615,040.26	29	0.00	2,136,810.00	1,521,769.74
OTHER FINANCING SOURCES (USES)										
TOTAL OTHER FINANCING SOURCES (USES)	0.00	0.00		0.00		0.00		0.00	0.00	0.00
NET CHANGE IN FUND BALANCE	-42,455.76	-299,560.65		-134,796.68		-378,889.36		0.00	-458,812.00	-79,922.64



FUND DEPT 1080-052 : GENERAL CORPORATE - COURT SERVICES -PROBATION

5/13/2024 10:44:04 AM

PERIOD ENDING 4/30/2024

	ACTUAL LAST YEAR			ACTUAL THIS YEAR				ENCUMBRANCE	BUDGET	UNENCUMBERED BALANCE
	CURRENT MONTH	YEAR TO DATE	%	CURRENT MONTH	%	YEAR TO DATE	%			
REVENUES										
4004 INTERGOVERNMENTAL REVENUE	93,661.70	175,045.42	18	0.00	0	167,761.15	16	0.00	1,066,945.00	899,183.85
TOTAL REVENUES	93,661.70	175,045.42	18	0.00	0	167,761.15	16	0.00	1,066,945.00	899,183.85
EXPENDITURES										
5001 SALARIES AND WAGES	139,020.78	558,168.87	31	145,399.60	7	553,728.81	28	0.00	1,955,641.00	1,401,912.19
5003 FRINGE BENEFITS	0.00	0.00	0	25,327.37	0	101,317.28	0	0.00	0.00	-101,317.28
5010 COMMODITIES	2,300.37	3,976.07	22	416.00	2	3,833.89	21	0.00	18,255.00	14,421.11
5020 SERVICES	185.62	1,050.20	11	431.70	4	1,077.11	11	0.00	9,800.00	8,722.89
TOTAL EXPENDITURES	141,506.77	563,195.14	30	171,574.67	9	659,957.09	33	0.00	1,983,696.00	1,323,738.91
OTHER FINANCING SOURCES (USES)										
TOTAL OTHER FINANCING SOURCES (USES)	0.00	0.00		0.00		0.00		0.00	0.00	0.00
NET CHANGE IN FUND BALANCE	-47,845.07	-388,149.72		-171,574.67		-492,195.94		0.00	-916,751.00	-424,555.06




FUND DEPT 1080-057 : GENERAL CORPORATE - DEPUTY SHERIFF MERIT COMM

5/13/2024 10:44:04 AM

PERIOD ENDING 4/30/2024

	ACTUAL LAST YEAR			ACTUAL THIS YEAR				ENCUMBRANCE	BUDGET	UNENCUMBERED BALANCE
	CURRENT MONTH	YEAR TO DATE	%	CURRENT MONTH	%	YEAR TO DATE	%			
REVENUES										
TOTAL REVENUES	0.00	0.00	0	0.00	0	0.00	0	0.00	0.00	0.00
EXPENDITURES										
5001 SALARIES AND WAGES	0.00	0.00	0	135.00	14	270.00	28	0.00	950.00	680.00
5010 COMMODITIES	0.00	0.00	0	0.00	0	0.00	0	0.00	300.00	300.00
5020 SERVICES	2,846.11	8,927.11	34	13,465.70	52	18,605.40	72	0.00	25,910.00	7,304.60
TOTAL EXPENDITURES	2,846.11	8,927.11	33	13,600.70	50	18,875.40	69	0.00	27,160.00	8,284.60
NET CHANGE IN FUND BALANCE	-2,846.11	-8,927.11		-13,600.70		-18,875.40		0.00	-27,160.00	-8,284.60



FUND DEPT 1080-059 : GENERAL CORPORATE - FACILITIES PLANNING

5/13/2024 10:44:04 AM

PERIOD ENDING 4/30/2024

	ACTUAL LAST YEAR			ACTUAL THIS YEAR				ENCUMBRANCE	BUDGET	UNENCUMBERED BALANCE
	CURRENT MONTH	YEAR TO DATE	%	CURRENT MONTH	%	YEAR TO DATE	%			
EXPENDITURES										
TOTAL EXPENDITURES	0.00	0.00	0	0.00	0	0.00	0	0.00	0.00	0.00
NET CHANGE IN FUND BALANCE	0.00	0.00		0.00		0.00		0.00	0.00	0.00



FUND DEPT 1080-060 : GENERAL CORPORATE - HIGHWAY

5/13/2024 10:44:04 AM

PERIOD ENDING 4/30/2024

	ACTUAL LAST YEAR			ACTUAL THIS YEAR				ENCUMBRANCE	BUDGET	UNENCUMBERED BALANCE
	CURRENT MONTH	YEAR TO DATE	%	CURRENT MONTH	%	YEAR TO DATE	%			
EXPENDITURES										
TOTAL EXPENDITURES	0.00	0.00	0	0.00	0	0.00	0	0.00	0.00	0.00
NET CHANGE IN FUND BALANCE	0.00	0.00		0.00		0.00		0.00	0.00	0.00



FUND DEPT 1080-071 : GENERAL CORPORATE - PUBLIC PROP (PHYS, PLNT, FAC)

5/13/2024 10:44:04 AM

PERIOD ENDING 4/30/2024

	ACTUAL LAST YEAR			ACTUAL THIS YEAR				ENCUMBRANCE	BUDGET	UNENCUMBERED BALANCE
	CURRENT MONTH	YEAR TO DATE	%	CURRENT MONTH	%	YEAR TO DATE	%			
REVENUES										
4007 CHARGES FOR SERVICES	814.07	814.07	1	4,849.25	10	18,192.45	36	0.00	50,000.00	31,807.55
4009 MISCELLANEOUS REVENUES	0.00	1,964.75	0	1,670.45	0	1,675.45	0	0.00	0.00	-1,675.45
4010 RENTS AND ROYALTIES	38,092.53	328,333.92	40	29,529.82	3	124,813.56	12	0.00	1,000,000.00	875,186.44
TOTAL REVENUES	38,906.60	331,112.74	37	36,049.52	3	144,681.46	14	0.00	1,050,000.00	905,318.54
EXPENDITURES										
5001 SALARIES AND WAGES	81,752.63	307,748.28	28	89,796.60	8	337,717.23	29	0.00	1,173,107.00	835,389.77
5003 FRINGE BENEFITS	0.00	0.00	0	19,409.61	0	77,638.44	0	0.00	0.00	-77,638.44
5010 COMMODITIES	6,437.15	39,718.94	31	12,441.48	8	44,512.18	30	0.00	150,574.65	106,062.47
5020 SERVICES	63,601.30	281,609.75	26	57,625.83	4	235,015.15	17	0.00	1,364,904.35	1,129,889.20
5050 INTEREST AND FISCAL CHARGES	0.00	0.00	0	0.00	0	0.00	0	0.00	183,150.00	183,150.00
TOTAL EXPENDITURES	151,791.08	629,076.97	25	179,273.52	6	694,883.00	24	0.00	2,871,736.00	2,176,853.00
OTHER FINANCING SOURCES (USES)										
7001 OTHER FINANCING USES	0.00	0.00	0	0.00	0	0.00	0	0.00	-2,050,000.00	-2,050,000.00
TOTAL OTHER FINANCING SOURCES (USES)	0.00	0.00		0.00		0.00		0.00	-2,050,000.00	-2,050,000.00
NET CHANGE IN FUND BALANCE	-112,884.48	-297,964.23		-143,224.00		-550,201.54		0.00	-3,871,736.00	-3,321,534.46




FUND DEPT 1080-072 : GENERAL CORPORATE - ADA COMPLIANCE

5/13/2024 10:44:04 AM

PERIOD ENDING 4/30/2024

	ACTUAL LAST YEAR			ACTUAL THIS YEAR				ENCUMBRANCE	BUDGET	UNENCUMBERED BALANCE
	CURRENT MONTH	YEAR TO DATE	%	CURRENT MONTH	%	YEAR TO DATE	%			
EXPENDITURES										
TOTAL EXPENDITURES	0.00	0.00	0	0.00	0	0.00	0	0.00	0.00	0.00
NET CHANGE IN FUND BALANCE	0.00	0.00		0.00		0.00		0.00	0.00	0.00



FUND DEPT 1080-075 : GENERAL CORPORATE - GENERAL COUNTY

5/13/2024 10:44:04 AM

PERIOD ENDING 4/30/2024

	ACTUAL LAST YEAR			ACTUAL THIS YEAR				ENCUMBRANCE	BUDGET	UNENCUMBERED BALANCE
	CURRENT MONTH	YEAR TO DATE	%	CURRENT MONTH	%	YEAR TO DATE	%			
REVENUES										
4001 PROPERTY TAX	0.00	0.00	0	0.00	0	0.00	0	0.00	17,825,667.00	17,825,667.00
4002 LOCAL SALES TAX	2,126.60	4,229.68	12	1,611.12	5	3,468.22	10	0.00	34,000.00	30,531.78
4003 OTHER TAXES	3,224.16	8,306.01	24	5,114.79	13	7,493.88	19	0.00	40,000.00	32,506.12
4004 INTERGOVERNMENTAL REVENUE	1,501,531.20	3,625,539.33	21	1,401,705.21	8	2,929,522.93	16	0.00	17,835,313.00	14,905,790.07
4007 CHARGES FOR SERVICES	900.00	2,460.00	8	0.00	0	0.00	0	0.00	0.00	0.00
4008 INVESTMENT EARNINGS	-18,601.02	7,329.18	18	29,750.92	40	177,976.69	236	0.00	75,300.00	-102,676.69
TOTAL REVENUES	1,489,180.94	3,647,864.20	11	1,438,182.04	4	3,118,461.72	9	0.00	35,810,280.00	32,691,818.28
EXPENDITURES										
5003 FRINGE BENEFITS	250,744.63	983,937.40	27	-3,750.00	0	-446.80	0	0.00	4,375,000.00	4,375,446.80
5009 GEN GOV - FINANCIAL ADMIN	0.00	0.00	0	0.00	0	0.00	0	0.00	-606,931.00	-606,931.00
5010 COMMODITIES	0.00	0.00	0	0.00	0	0.00	0	0.00	716.05	716.05
5020 SERVICES	12,168.50	108,474.19	12	57,606.68	5	118,204.13	11	0.00	1,071,679.60	953,475.47
TOTAL EXPENDITURES	262,913.13	1,092,411.59	27	53,856.68	1	117,757.33	2	0.00	4,840,464.65	4,722,707.32
OTHER FINANCING SOURCES (USES)										
6001 OTHER FINANCING SOURCES	0.00	0.00	0	0.00	0	0.00	0	0.00	65,000.00	65,000.00
7001 OTHER FINANCING USES	0.00	0.00	0	0.00	0	0.00	0	0.00	-846,008.00	-846,008.00
TOTAL OTHER FINANCING SOURCES (USES)	0.00	0.00		0.00		0.00		0.00	-781,008.00	-781,008.00
NET CHANGE IN FUND BALANCE	1,226,267.81	2,555,452.61		1,384,325.36		3,000,704.39		0.00	30,188,807.35	27,188,102.96



FUND DEPT 1080-077 : GENERAL CORPORATE - ZONING AND ENFORCE (P&Z)

5/13/2024 10:44:04 AM

PERIOD ENDING 4/30/2024

	ACTUAL LAST YEAR			ACTUAL THIS YEAR				ENCUMBRANCE	BUDGET	UNENCUMBERED BALANCE
	CURRENT MONTH	YEAR TO DATE	%	CURRENT MONTH	%	YEAR TO DATE	%			
REVENUES										
4006 LICENSES AND PERMITS	11,525.00	18,848.00	9	4,296.00	2	10,103.00	5	0.00	220,231.00	210,128.00
4007 CHARGES FOR SERVICES	2,975.00	8,885.00	105	7,800.00	51	8,700.00	57	0.00	15,303.00	6,603.00
TOTAL REVENUES	14,500.00	27,733.00	12	12,096.00	5	18,803.00	8	0.00	235,534.00	216,731.00
EXPENDITURES										
5001 SALARIES AND WAGES	28,909.95	108,378.72	21	27,678.28	5	104,841.10	20	0.00	527,516.00	422,674.90
5003 FRINGE BENEFITS	0.00	0.00	0	4,406.13	0	17,479.32	0	0.00	0.00	-17,479.32
5010 COMMODITIES	115.49	2,496.71	49	324.25	6	1,789.94	35	0.00	5,125.00	3,335.06
5020 SERVICES	200.82	3,784.52	18	332.65	2	4,088.27	19	0.00	21,877.00	17,788.73
TOTAL EXPENDITURES	29,226.26	114,659.95	22	32,741.31	6	128,198.63	23	0.00	554,518.00	426,319.37
NET CHANGE IN FUND BALANCE	-14,726.26	-86,926.95		-20,645.31		-109,395.63		0.00	-318,984.00	-209,588.37




FUND DEPT 1080-124 : GENERAL CORPORATE - REGIONAL OFFICE EDUCATION

5/13/2024 10:44:04 AM

PERIOD ENDING 4/30/2024

	ACTUAL LAST YEAR			ACTUAL THIS YEAR				ENCUMBRANCE	BUDGET	UNENCUMBERED BALANCE
	CURRENT MONTH	YEAR TO DATE	%	CURRENT MONTH	%	YEAR TO DATE	%			
EXPENDITURES										
5020 SERVICES	0.00	80,273.44	33	0.00	0	82,488.75	33	0.00	247,467.00	164,978.25
TOTAL EXPENDITURES	0.00	80,273.44	33	0.00	0	82,488.75	33	0.00	247,467.00	164,978.25
NET CHANGE IN FUND BALANCE	0.00	-80,273.44		0.00		-82,488.75		0.00	-247,467.00	-164,978.25



FUND DEPT 1080-127 : GENERAL CORPORATE - VETERANS ASSISTNC COMMISSN

5/13/2024 10:44:04 AM

PERIOD ENDING 4/30/2024

	ACTUAL LAST YEAR			ACTUAL THIS YEAR				ENCUMBRANCE	BUDGET	UNENCUMBERED BALANCE
	CURRENT MONTH	YEAR TO DATE	%	CURRENT MONTH	%	YEAR TO DATE	%			
REVENUES										
4009 MISCELLANEOUS REVENUES	0.00	0.00	0	0.00	0	200.00	0	0.00	0.00	-200.00
TOTAL REVENUES	0.00	0.00	0	0.00	0	200.00	0	0.00	0.00	-200.00
EXPENDITURES										
5001 SALARIES AND WAGES	3,864.96	14,493.60	38	5,026.07	6	18,812.28	22	0.00	86,991.00	68,178.72
5003 FRINGE BENEFITS	0.00	0.00	0	988.02	4	3,768.76	16	0.00	22,876.00	19,107.24
5010 COMMODITIES	0.00	0.00	0	116.32	25	151.96	33	0.00	458.00	306.04
5020 SERVICES	6,200.00	27,789.00	34	8,869.03	7	30,279.85	25	0.00	122,641.00	92,361.15
TOTAL EXPENDITURES	10,064.96	42,282.60	35	14,999.44	6	53,012.85	23	0.00	232,966.00	179,953.15
NET CHANGE IN FUND BALANCE	-10,064.96	-42,282.60		-14,999.44		-52,812.85		0.00	-232,966.00	-180,153.15



PERIOD ENDING 4/30/2024

	ACTUAL LAST YEAR			ACTUAL THIS YEAR				ENCUMBRANCE	BUDGET	UNENCUMBERED BALANCE
	CURRENT MONTH	YEAR TO DATE	%	CURRENT MONTH	%	YEAR TO DATE	%			
REVENUES										
4004 INTERGOVERNMENTAL REVENUE	0.00	4,767.00	40	0.00	0	0.00	0	0.00	12,000.00	12,000.00
TOTAL REVENUES	0.00	4,767.00	40	0.00	0	0.00	0	0.00	12,000.00	12,000.00
EXPENDITURES										
5001 SALARIES AND WAGES	0.00	0.00	0	0.00	0	0.00	0	0.00	12,000.00	12,000.00
TOTAL EXPENDITURES	0.00	0.00	0	0.00	0	0.00	0	0.00	12,000.00	12,000.00
OTHER FINANCING SOURCES (USES)										
TOTAL OTHER FINANCING SOURCES (USES)	0.00	0.00		0.00		0.00		0.00	0.00	0.00
NET CHANGE IN FUND BALANCE	0.00	4,767.00		0.00		0.00		0.00	0.00	0.00



FUND DEPT 1080-140 : GENERAL CORPORATE - CORRECTIONAL CENTER

5/13/2024 10:44:04 AM

PERIOD ENDING 4/30/2024

	ACTUAL LAST YEAR			ACTUAL THIS YEAR				ENCUMBRANCE	BUDGET	UNENCUMBERED BALANCE
	CURRENT MONTH	YEAR TO DATE	%	CURRENT MONTH	%	YEAR TO DATE	%			
REVENUES										
4004 INTERGOVERNMENTAL REVENUE	27,423.00	28,172.00	29	1,718.85	6	2,018.45	7	0.00	31,000.00	28,981.55
4007 CHARGES FOR SERVICES	8,899.20	64,882.50	19	31,824.33	7	77,161.20	18	0.00	436,877.00	359,715.80
4009 MISCELLANEOUS REVENUES	5.00	7,278.76	14	3,564.49	6	24,839.93	44	0.00	57,000.00	32,160.07
TOTAL REVENUES	36,327.20	100,333.26	20	37,107.67	7	104,019.58	20	0.00	524,877.00	420,857.42
EXPENDITURES										
5001 SALARIES AND WAGES	245,182.84	946,765.22	26	296,613.94	7	1,243,936.46	29	0.00	4,307,916.00	3,063,979.54
5002 LAW ENFORCEMENT SALARIES	101,379.77	379,295.42	24	59,969.26	4	339,393.76	24	0.00	1,404,733.00	1,065,339.24
5003 FRINGE BENEFITS	0.00	0.00	0	57,614.27	0	227,493.89	0	0.00	0.00	-227,493.89
5010 COMMODITIES	97,431.81	231,591.81	39	89,321.33	12	201,468.81	28	0.00	731,188.00	529,719.19
5020 SERVICES	474,400.92	1,465,878.96	33	538,833.07	12	1,360,089.48	30	0.00	4,464,237.00	3,104,147.52
TOTAL EXPENDITURES	918,395.34	3,023,531.41	29	1,042,351.87	10	3,372,382.40	31	0.00	10,908,074.00	7,535,691.60
OTHER FINANCING SOURCES (USES)										
6001 OTHER FINANCING SOURCES	0.00	0.00	0	0.00	0	0.00	0	0.00	1,237,349.00	1,237,349.00
TOTAL OTHER FINANCING SOURCES (USES)	0.00	0.00		0.00		0.00		0.00	1,237,349.00	1,237,349.00
NET CHANGE IN FUND BALANCE	-882,068.14	-2,923,198.15		-1,005,244.20		-3,268,362.82		0.00	-9,145,848.00	-5,877,485.18




FUND DEPT 1080-141 : GENERAL CORPORATE - STS ATTY SUPPORT ENFORCE

5/13/2024 10:44:04 AM

PERIOD ENDING 4/30/2024

	ACTUAL LAST YEAR			ACTUAL THIS YEAR				ENCUMBRANCE	BUDGET	UNENCUMBERED BALANCE
	CURRENT MONTH	YEAR TO DATE	%	CURRENT MONTH	%	YEAR TO DATE	%			
REVENUES										
4004 INTERGOVERNMENTAL REVENUE	0.00	19,362.95	6	41,012.72	12	41,012.72	12	0.00	337,942.00	296,929.28
TOTAL REVENUES	0.00	19,362.95	6	41,012.72	12	41,012.72	12	0.00	337,942.00	296,929.28
EXPENDITURES										
5001 SALARIES AND WAGES	15,603.36	64,773.39	24	21,215.42	8	78,141.09	29	0.00	269,749.00	191,607.91
5003 FRINGE BENEFITS	6,136.59	23,660.77	26	7,466.14	7	29,115.26	28	0.00	103,264.00	74,148.74
5010 COMMODITIES	160.08	448.65	4	149.37	1	149.37	1	0.00	10,249.56	10,100.19
5020 SERVICES	633.18	787.62	3	41.73	2	166.95	6	0.00	2,750.44	2,583.49
TOTAL EXPENDITURES	22,533.21	89,670.43	23	28,872.66	7	107,572.67	28	0.00	386,013.00	278,440.33
NET CHANGE IN FUND BALANCE	-22,533.21	-70,307.48		12,140.06		-66,559.95		0.00	-48,071.00	18,488.95




FUND DEPT 2060-100 : RPC - POLICE TRAINING - REGIONAL PLANNING COMMISSION

5/13/2024 10:44:04 AM

PERIOD ENDING 4/30/2024

	ACTUAL LAST YEAR			ACTUAL THIS YEAR				ENCUMBRANCE	BUDGET	UNENCUMBERED BALANCE
	CURRENT MONTH	YEAR TO DATE	%	CURRENT MONTH	%	YEAR TO DATE	%			
REVENUES										
4004 INTERGOVERNMENTAL REVENUE	0.00	0.00	0	79,335.83	16	208,398.09	43	0.00	485,000.00	276,601.91
4007 CHARGES FOR SERVICES	0.00	0.00	0	0.00	0	0.00	0	0.00	5,000.00	5,000.00
TOTAL REVENUES	0.00	0.00	0	79,335.83	16	208,398.09	43	0.00	490,000.00	281,601.91
EXPENDITURES										
5001 SALARIES AND WAGES	0.00	0.00	0	10,726.60	12	40,224.77	46	0.00	86,952.34	46,727.57
5003 FRINGE BENEFITS	0.00	0.00	0	2,364.64	4	9,479.06	15	0.00	61,994.95	52,515.89
5010 COMMODITIES	0.00	0.00	0	167.54	0	1,188.82	2	0.00	70,370.78	69,181.96
5020 SERVICES	0.00	0.00	0	33,497.58	26	86,635.07	66	0.00	131,012.60	44,377.53
TOTAL EXPENDITURES	0.00	0.00	0	46,756.36	13	137,527.72	39	0.00	350,330.67	212,802.95
OTHER FINANCING SOURCES (USES)										
6001 OTHER FINANCING SOURCES	0.00	0.00	0	109,805.01	69	173,734.35	109	0.00	160,000.00	-13,734.35
7001 OTHER FINANCING USES	0.00	0.00	0	-109,805.01	47	-173,734.35	74	0.00	-235,734.33	-61,999.98
TOTAL OTHER FINANCING SOURCES (USES)	0.00	0.00		0.00		0.00		0.00	-75,734.33	-75,734.33
NET CHANGE IN FUND BALANCE	0.00	0.00		32,579.47		70,870.37		0.00	63,935.00	-6,935.37



PERIOD ENDING 4/30/2024

	ACTUAL LAST YEAR			ACTUAL THIS YEAR				ENCUMBRANCE	BUDGET	UNENCUMBERED BALANCE
	CURRENT MONTH	YEAR TO DATE	%	CURRENT MONTH	%	YEAR TO DATE	%			
REVENUES										
4004 INTERGOVERNMENTAL REVENUE	3,283,256.27	7,489,118.33	24	1,863,806.19	8	5,289,154.46	23	0.00	22,942,811.00	17,653,656.54
4007 CHARGES FOR SERVICES	40,592.83	210,360.19	11	190,971.25	12	476,949.24	31	0.00	1,545,500.00	1,068,550.76
4008 INVESTMENT EARNINGS	4,182.15	15,326.58	301	7,447.12	19	32,918.96	82	0.00	40,000.00	7,081.04
4009 MISCELLANEOUS REVENUES	0.00	19,371.79	22	315.12	1	315.12	1	0.00	61,025.00	60,709.88
TOTAL REVENUES	3,328,031.25	7,734,176.89	24	2,062,539.68	8	5,799,337.78	24	0.00	24,589,336.00	18,789,998.22
EXPENDITURES										
5001 SALARIES AND WAGES	497,128.11	1,792,518.33	22	378,317.52	5	1,397,576.01	20	0.00	6,952,362.00	5,554,785.99
5003 FRINGE BENEFITS	146,629.40	502,361.24	28	114,422.22	7	435,459.08	28	0.00	1,567,900.00	1,132,440.92
5010 COMMODITIES	18,110.43	66,020.78	16	12,805.16	3	38,055.69	8	0.00	477,771.00	439,715.31
5020 SERVICES	2,924,742.01	6,936,427.11	31	1,645,190.46	11	4,830,739.36	31	33,721.71	15,355,264.00	10,490,802.93
8000 CAPITAL OUTLAY	500.00	500.00	0	0.00	0	0.00	0	55,483.73	742,800.00	687,316.27
TOTAL EXPENDITURES	3,587,109.95	9,297,827.46	28	2,150,735.36	9	6,701,830.14	27	89,205.44	25,096,097.00	18,305,061.42
OTHER FINANCING SOURCES (USES)										
6001 OTHER FINANCING SOURCES	14,519.35	51,421.55	12	31,471.37	12	40,901.56	16	0.00	262,080.00	221,178.44
7001 OTHER FINANCING USES	-14,519.35	-51,421.55	16	-29,806.35	22	-39,236.54	29	0.00	-134,207.00	-94,970.46
TOTAL OTHER FINANCING SOURCES (USES)	0.00	0.00		1,665.02		1,665.02		0.00	127,873.00	126,207.98
NET CHANGE IN FUND BALANCE	-259,078.70	-1,563,650.57		-86,530.66		-900,827.34		-89,205.44	-378,888.00	611,144.78




FUND DEPT 2076-010 : TORT IMMUNITY TAX FUND - COUNTY BOARD

5/13/2024 10:44:04 AM

PERIOD ENDING 4/30/2024

	ACTUAL LAST YEAR			ACTUAL THIS YEAR				ENCUMBRANCE	BUDGET	UNENCUMBERED BALANCE
	CURRENT MONTH	YEAR TO DATE	%	CURRENT MONTH	%	YEAR TO DATE	%			
EXPENDITURES										
5003 FRINGE BENEFITS	0.00	0.00	0	39.78	0	121.84	0	0.00	0.00	-121.84
TOTAL EXPENDITURES	0.00	0.00	0	39.78	0	121.84	0	0.00	0.00	-121.84
NET CHANGE IN FUND BALANCE	0.00	0.00		-39.78		-121.84		0.00	0.00	121.84




FUND DEPT 2076-011 : TORT IMMUNITY TAX FUND - SOLID WASTE MGMT

5/13/2024 10:44:04 AM

PERIOD ENDING 4/30/2024

	ACTUAL LAST YEAR			ACTUAL THIS YEAR				ENCUMBRANCE	BUDGET	UNENCUMBERED BALANCE
	CURRENT MONTH	YEAR TO DATE	%	CURRENT MONTH	%	YEAR TO DATE	%			
EXPENDITURES										
TOTAL EXPENDITURES	0.00	0.00	0	0.00	0	0.00	0	0.00	0.00	0.00
NET CHANGE IN FUND BALANCE	0.00	0.00		0.00		0.00		0.00	0.00	0.00



PERIOD ENDING 4/30/2024

	ACTUAL LAST YEAR			ACTUAL THIS YEAR				ENCUMBRANCE	BUDGET	UNENCUMBERED BALANCE
	CURRENT MONTH	YEAR TO DATE	%	CURRENT MONTH	%	YEAR TO DATE	%			
EXPENDITURES										
5003 FRINGE BENEFITS	0.00	0.00	0	224.42	0	900.87	0	0.00	0.00	-900.87
TOTAL EXPENDITURES	0.00	0.00	0	224.42	0	900.87	0	0.00	0.00	-900.87
NET CHANGE IN FUND BALANCE	0.00	0.00		-224.42		-900.87		0.00	0.00	900.87



FUND DEPT 2076-020 : TORT IMMUNITY TAX FUND - AUDITOR

5/13/2024 10:44:04 AM

PERIOD ENDING 4/30/2024

	ACTUAL LAST YEAR			ACTUAL THIS YEAR				ENCUMBRANCE	BUDGET	UNENCUMBERED BALANCE
	CURRENT MONTH	YEAR TO DATE	%	CURRENT MONTH	%	YEAR TO DATE	%			
EXPENDITURES										
5003 FRINGE BENEFITS	0.00	0.00	0	136.10	0	540.98	0	0.00	0.00	-540.98
TOTAL EXPENDITURES	0.00	0.00	0	136.10	0	540.98	0	0.00	0.00	-540.98
NET CHANGE IN FUND BALANCE	0.00	0.00		-136.10		-540.98		0.00	0.00	540.98



FUND DEPT 2076-021 : TORT IMMUNITY TAX FUND - BOARD OF REVIEW

5/13/2024 10:44:04 AM

PERIOD ENDING 4/30/2024

	ACTUAL LAST YEAR			ACTUAL THIS YEAR				ENCUMBRANCE	BUDGET	UNENCUMBERED BALANCE
	CURRENT MONTH	YEAR TO DATE	%	CURRENT MONTH	%	YEAR TO DATE	%			
EXPENDITURES										
5003 FRINGE BENEFITS	0.00	0.00	0	48.88	0	192.46	0	0.00	0.00	-192.46
TOTAL EXPENDITURES	0.00	0.00	0	48.88	0	192.46	0	0.00	0.00	-192.46
NET CHANGE IN FUND BALANCE	0.00	0.00		-48.88		-192.46		0.00	0.00	192.46



FUND DEPT 2076-022 : TORT IMMUNITY TAX FUND - COUNTY CLERK

5/13/2024 10:44:04 AM

PERIOD ENDING 4/30/2024

	ACTUAL LAST YEAR			ACTUAL THIS YEAR				ENCUMBRANCE	BUDGET	UNENCUMBERED BALANCE
	CURRENT MONTH	YEAR TO DATE	%	CURRENT MONTH	%	YEAR TO DATE	%			
EXPENDITURES										
5003 FRINGE BENEFITS	0.00	0.00	0	512.58	0	1,330.50	0	0.00	0.00	-1,330.50
TOTAL EXPENDITURES	0.00	0.00	0	512.58	0	1,330.50	0	0.00	0.00	-1,330.50
NET CHANGE IN FUND BALANCE	0.00	0.00		-512.58		-1,330.50		0.00	0.00	1,330.50



FUND DEPT 2076-023 : TORT IMMUNITY TAX FUND - RECORDER

5/13/2024 10:44:04 AM

PERIOD ENDING 4/30/2024

	ACTUAL LAST YEAR			ACTUAL THIS YEAR				ENCUMBRANCE	BUDGET	UNENCUMBERED BALANCE
	CURRENT MONTH	YEAR TO DATE	%	CURRENT MONTH	%	YEAR TO DATE	%			
EXPENDITURES										
5003 FRINGE BENEFITS	0.00	0.00	0	62.31	0	224.98	0	0.00	0.00	-224.98
TOTAL EXPENDITURES	0.00	0.00	0	62.31	0	224.98	0	0.00	0.00	-224.98
NET CHANGE IN FUND BALANCE	0.00	0.00		-62.31		-224.98		0.00	0.00	224.98



FUND DEPT 2076-025 : TORT IMMUNITY TAX FUND - SUPERVISOR OF ASSESSMENT

5/13/2024 10:44:04 AM

PERIOD ENDING 4/30/2024

	ACTUAL LAST YEAR			ACTUAL THIS YEAR				ENCUMBRANCE	BUDGET	UNENCUMBERED BALANCE
	CURRENT MONTH	YEAR TO DATE	%	CURRENT MONTH	%	YEAR TO DATE	%			
EXPENDITURES										
5003 FRINGE BENEFITS	0.00	0.00	0	122.28	0	481.60	0	0.00	0.00	-481.60
TOTAL EXPENDITURES	0.00	0.00	0	122.28	0	481.60	0	0.00	0.00	-481.60
NET CHANGE IN FUND BALANCE	0.00	0.00		-122.28		-481.60		0.00	0.00	481.60




FUND DEPT 2076-026 : TORT IMMUNITY TAX FUND - COUNTY TREASURER

5/13/2024 10:44:04 AM

PERIOD ENDING 4/30/2024

	ACTUAL LAST YEAR			ACTUAL THIS YEAR				ENCUMBRANCE	BUDGET	UNENCUMBERED BALANCE
	CURRENT MONTH	YEAR TO DATE	%	CURRENT MONTH	%	YEAR TO DATE	%			
EXPENDITURES										
5003 FRINGE BENEFITS	0.00	0.00	0	102.53	0	409.41	0	0.00	0.00	-409.41
TOTAL EXPENDITURES	0.00	0.00	0	102.53	0	409.41	0	0.00	0.00	-409.41
NET CHANGE IN FUND BALANCE	0.00	0.00		-102.53		-409.41		0.00	0.00	409.41



FUND DEPT 2076-028 : TORT IMMUNITY TAX FUND - INFORMATION TECHNOLOGY (IT)

5/13/2024 10:44:04 AM

PERIOD ENDING 4/30/2024

	ACTUAL LAST YEAR			ACTUAL THIS YEAR				ENCUMBRANCE	BUDGET	UNENCUMBERED BALANCE
	CURRENT MONTH	YEAR TO DATE	%	CURRENT MONTH	%	YEAR TO DATE	%			
EXPENDITURES										
5003 FRINGE BENEFITS	0.00	0.00	0	273.36	0	1,095.72	0	0.00	0.00	-1,095.72
TOTAL EXPENDITURES	0.00	0.00	0	273.36	0	1,095.72	0	0.00	0.00	-1,095.72
NET CHANGE IN FUND BALANCE	0.00	0.00		-273.36		-1,095.72		0.00	0.00	1,095.72



FUND DEPT 2076-030 : TORT IMMUNITY TAX FUND - CIRCUIT CLERK

5/13/2024 10:44:04 AM

PERIOD ENDING 4/30/2024

	ACTUAL LAST YEAR			ACTUAL THIS YEAR				ENCUMBRANCE	BUDGET	UNENCUMBERED BALANCE
	CURRENT MONTH	YEAR TO DATE	%	CURRENT MONTH	%	YEAR TO DATE	%			
EXPENDITURES										
5003 FRINGE BENEFITS	0.00	0.00	0	490.00	0	1,874.93	0	0.00	0.00	-1,874.93
TOTAL EXPENDITURES	0.00	0.00	0	490.00	0	1,874.93	0	0.00	0.00	-1,874.93
NET CHANGE IN FUND BALANCE	0.00	0.00		-490.00		-1,874.93		0.00	0.00	1,874.93




FUND DEPT 2076-031 : TORT IMMUNITY TAX FUND - CIRCUIT COURT

5/13/2024 10:44:04 AM

PERIOD ENDING 4/30/2024

	ACTUAL LAST YEAR			ACTUAL THIS YEAR				ENCUMBRANCE	BUDGET	UNENCUMBERED BALANCE
	CURRENT MONTH	YEAR TO DATE	%	CURRENT MONTH	%	YEAR TO DATE	%			
EXPENDITURES										
5003 FRINGE BENEFITS	0.00	0.00	0	244.21	0	953.98	0	0.00	0.00	-953.98
TOTAL EXPENDITURES	0.00	0.00	0	244.21	0	953.98	0	0.00	0.00	-953.98
NET CHANGE IN FUND BALANCE	0.00	0.00		-244.21		-953.98		0.00	0.00	953.98




FUND DEPT 2076-032 : TORT IMMUNITY TAX FUND - JURY COMMISSION

5/13/2024 10:44:04 AM

PERIOD ENDING 4/30/2024

	ACTUAL LAST YEAR			ACTUAL THIS YEAR				ENCUMBRANCE	BUDGET	UNENCUMBERED BALANCE
	CURRENT MONTH	YEAR TO DATE	%	CURRENT MONTH	%	YEAR TO DATE	%			
EXPENDITURES										
5003 FRINGE BENEFITS	0.00	0.00	0	17.56	0	69.53	0	0.00	0.00	-69.53
TOTAL EXPENDITURES	0.00	0.00	0	17.56	0	69.53	0	0.00	0.00	-69.53
NET CHANGE IN FUND BALANCE	0.00	0.00		-17.56		-69.53		0.00	0.00	69.53



FUND DEPT 2076-036 : TORT IMMUNITY TAX FUND - PUBLIC DEFENDER

5/13/2024 10:44:04 AM

PERIOD ENDING 4/30/2024

	ACTUAL LAST YEAR			ACTUAL THIS YEAR				ENCUMBRANCE	BUDGET	UNENCUMBERED BALANCE
	CURRENT MONTH	YEAR TO DATE	%	CURRENT MONTH	%	YEAR TO DATE	%			
EXPENDITURES										
5003 FRINGE BENEFITS	0.00	0.00	0	158.58	0	638.50	0	0.00	0.00	-638.50
TOTAL EXPENDITURES	0.00	0.00	0	158.58	0	638.50	0	0.00	0.00	-638.50
NET CHANGE IN FUND BALANCE	0.00	0.00		-158.58		-638.50		0.00	0.00	638.50



FUND DEPT 2076-040 : TORT IMMUNITY TAX FUND - SHERIFF

5/13/2024 10:44:04 AM

PERIOD ENDING 4/30/2024

	ACTUAL LAST YEAR			ACTUAL THIS YEAR				ENCUMBRANCE	BUDGET	UNENCUMBERED BALANCE
	CURRENT MONTH	YEAR TO DATE	%	CURRENT MONTH	%	YEAR TO DATE	%			
EXPENDITURES										
5003 FRINGE BENEFITS	0.00	0.00	0	25,618.23	0	104,711.00	0	0.00	0.00	-104,711.00
TOTAL EXPENDITURES	0.00	0.00	0	25,618.23	0	104,711.00	0	0.00	0.00	-104,711.00
NET CHANGE IN FUND BALANCE	0.00	0.00		-25,618.23		-104,711.00		0.00	0.00	104,711.00



FUND DEPT 2076-041 : TORT IMMUNITY TAX FUND - STATES ATTORNEY

5/13/2024 10:44:04 AM

PERIOD ENDING 4/30/2024

	ACTUAL LAST YEAR			ACTUAL THIS YEAR				ENCUMBRANCE	BUDGET	UNENCUMBERED BALANCE
	CURRENT MONTH	YEAR TO DATE	%	CURRENT MONTH	%	YEAR TO DATE	%			
EXPENDITURES										
5003 FRINGE BENEFITS	0.00	0.00	0	218.57	0	842.83	0	0.00	0.00	-842.83
TOTAL EXPENDITURES	0.00	0.00	0	218.57	0	842.83	0	0.00	0.00	-842.83
NET CHANGE IN FUND BALANCE	0.00	0.00		-218.57		-842.83		0.00	0.00	842.83



FUND DEPT 2076-042 : TORT IMMUNITY TAX FUND - CORONER

5/13/2024 10:44:04 AM

PERIOD ENDING 4/30/2024

	ACTUAL LAST YEAR			ACTUAL THIS YEAR				ENCUMBRANCE	BUDGET	UNENCUMBERED BALANCE
	CURRENT MONTH	YEAR TO DATE	%	CURRENT MONTH	%	YEAR TO DATE	%			
EXPENDITURES										
5003 FRINGE BENEFITS	0.00	0.00	0	181.20	0	779.64	0	0.00	0.00	-779.64
TOTAL EXPENDITURES	0.00	0.00	0	181.20	0	779.64	0	0.00	0.00	-779.64
NET CHANGE IN FUND BALANCE	0.00	0.00		-181.20		-779.64		0.00	0.00	779.64




FUND DEPT 2076-043 : TORT IMMUNITY TAX FUND - EMERGENCY MGMT AGCY (EMA)

5/13/2024 10:44:04 AM

PERIOD ENDING 4/30/2024

	ACTUAL LAST YEAR			ACTUAL THIS YEAR				ENCUMBRANCE	BUDGET	UNENCUMBERED BALANCE
	CURRENT MONTH	YEAR TO DATE	%	CURRENT MONTH	%	YEAR TO DATE	%			
EXPENDITURES										
5003 FRINGE BENEFITS	0.00	0.00	0	767.89	0	3,062.44	0	0.00	0.00	-3,062.44
TOTAL EXPENDITURES	0.00	0.00	0	767.89	0	3,062.44	0	0.00	0.00	-3,062.44
NET CHANGE IN FUND BALANCE	0.00	0.00		-767.89		-3,062.44		0.00	0.00	3,062.44




FUND DEPT 2076-051 : TORT IMMUNITY TAX FUND - JUVENILE DETENTION CENTER

5/13/2024 10:44:04 AM

PERIOD ENDING 4/30/2024

	ACTUAL LAST YEAR			ACTUAL THIS YEAR				ENCUMBRANCE	BUDGET	UNENCUMBERED BALANCE
	CURRENT MONTH	YEAR TO DATE	%	CURRENT MONTH	%	YEAR TO DATE	%			
EXPENDITURES										
5003 FRINGE BENEFITS	0.00	0.00	0	7,200.82	0	30,510.99	0	0.00	0.00	-30,510.99
TOTAL EXPENDITURES	0.00	0.00	0	7,200.82	0	30,510.99	0	0.00	0.00	-30,510.99
NET CHANGE IN FUND BALANCE	0.00	0.00		-7,200.82		-30,510.99		0.00	0.00	30,510.99




FUND DEPT 2076-052 : TORT IMMUNITY TAX FUND - COURT SERVICES -PROBATION

5/13/2024 10:44:04 AM

PERIOD ENDING 4/30/2024

	ACTUAL LAST YEAR			ACTUAL THIS YEAR				ENCUMBRANCE	BUDGET	UNENCUMBERED BALANCE
	CURRENT MONTH	YEAR TO DATE	%	CURRENT MONTH	%	YEAR TO DATE	%			
EXPENDITURES										
5003 FRINGE BENEFITS	0.00	0.00	0	9,246.66	0	37,455.41	0	0.00	0.00	-37,455.41
TOTAL EXPENDITURES	0.00	0.00	0	9,246.66	0	37,455.41	0	0.00	0.00	-37,455.41
NET CHANGE IN FUND BALANCE	0.00	0.00		-9,246.66		-37,455.41		0.00	0.00	37,455.41




FUND DEPT 2076-057 : TORT IMMUNITY TAX FUND - DEPUTY SHERIFF MERIT COMM

5/13/2024 10:44:04 AM

PERIOD ENDING 4/30/2024

	ACTUAL LAST YEAR			ACTUAL THIS YEAR				ENCUMBRANCE	BUDGET	UNENCUMBERED BALANCE
	CURRENT MONTH	YEAR TO DATE	%	CURRENT MONTH	%	YEAR TO DATE	%			
EXPENDITURES										
5003 FRINGE BENEFITS	0.00	0.00	0	0.57	0	1.14	0	0.00	0.00	-1.14
TOTAL EXPENDITURES	0.00	0.00	0	0.57	0	1.14	0	0.00	0.00	-1.14
NET CHANGE IN FUND BALANCE	0.00	0.00		-0.57		-1.14		0.00	0.00	1.14




FUND DEPT 2076-071 : TORT IMMUNITY TAX FUND - PUBLIC PROP (PHYS, PLNT, FAC)

5/13/2024 10:44:04 AM

PERIOD ENDING 4/30/2024

	ACTUAL LAST YEAR			ACTUAL THIS YEAR				ENCUMBRANCE	BUDGET	UNENCUMBERED BALANCE
	CURRENT MONTH	YEAR TO DATE	%	CURRENT MONTH	%	YEAR TO DATE	%			
EXPENDITURES										
5003 FRINGE BENEFITS	0.00	0.00	0	11,713.18	0	46,713.10	0	0.00	0.00	-46,713.10
TOTAL EXPENDITURES	0.00	0.00	0	11,713.18	0	46,713.10	0	0.00	0.00	-46,713.10
NET CHANGE IN FUND BALANCE	0.00	0.00		-11,713.18		-46,713.10		0.00	0.00	46,713.10




FUND DEPT 2076-075 : TORT IMMUNITY TAX FUND - GENERAL COUNTY

5/13/2024 10:44:04 AM

PERIOD ENDING 4/30/2024

	ACTUAL LAST YEAR			ACTUAL THIS YEAR				ENCUMBRANCE	BUDGET	UNENCUMBERED BALANCE
	CURRENT MONTH	YEAR TO DATE	%	CURRENT MONTH	%	YEAR TO DATE	%			
REVENUES										
4001 PROPERTY TAX	0.00	0.00	0	0.00	0	0.00	0	0.00	2,896,732.00	2,896,732.00
4008 INVESTMENT EARNINGS	622.07	8,487.08	0	3,940.57	39	23,351.78	234	0.00	10,000.00	-13,351.78
TOTAL REVENUES	622.07	8,487.08	0	3,940.57	0	23,351.78	1	0.00	2,906,732.00	2,883,380.22
EXPENDITURES										
5003 FRINGE BENEFITS	90,044.45	305,112.68	26	0.00	0	0.00	0	0.00	1,390,000.00	1,390,000.00
5020 SERVICES	0.00	0.00	0	0.00	0	1,375.00	0	0.00	1,500,000.00	1,498,625.00
TOTAL EXPENDITURES	90,044.45	305,112.68	12	0.00	0	1,375.00	0	0.00	2,890,000.00	2,888,625.00
OTHER FINANCING SOURCES (USES)										
6001 OTHER FINANCING SOURCES	0.00	1,212.99	0	0.00	0	0.00	0	0.00	0.00	0.00
TOTAL OTHER FINANCING SOURCES (USES)	0.00	1,212.99		0.00		0.00		0.00	0.00	0.00
NET CHANGE IN FUND BALANCE	-89,422.38	-295,412.61		3,940.57		21,976.78		0.00	16,732.00	-5,244.78



FUND DEPT 2076-077 : TORT IMMUNITY TAX FUND - ZONING AND ENFORCE (P&Z)

5/13/2024 10:44:04 AM


PERIOD ENDING 4/30/2024

	ACTUAL LAST YEAR			ACTUAL THIS YEAR				ENCUMBRANCE	BUDGET	UNENCUMBERED BALANCE
	CURRENT MONTH	YEAR TO DATE	%	CURRENT MONTH	%	YEAR TO DATE	%			
EXPENDITURES										
5003 FRINGE BENEFITS	0.00	0.00	0	116.25	0	469.09	0	0.00	0.00	-469.09
TOTAL EXPENDITURES	0.00	0.00	0	116.25	0	469.09	0	0.00	0.00	-469.09
NET CHANGE IN FUND BALANCE	0.00	0.00		-116.25		-469.09		0.00	0.00	469.09



PERIOD ENDING 4/30/2024

	ACTUAL LAST YEAR			ACTUAL THIS YEAR				ENCUMBRANCE	BUDGET	UNENCUMBERED BALANCE
	CURRENT MONTH	YEAR TO DATE	%	CURRENT MONTH	%	YEAR TO DATE	%			
EXPENDITURES										
5003 FRINGE BENEFITS	0.00	0.00	0	21.11	0	82.25	0	0.00	0.00	-82.25
TOTAL EXPENDITURES	0.00	0.00	0	21.11	0	82.25	0	0.00	0.00	-82.25
NET CHANGE IN FUND BALANCE	0.00	0.00		-21.11		-82.25		0.00	0.00	82.25



PERIOD ENDING 4/30/2024

	ACTUAL LAST YEAR			ACTUAL THIS YEAR				ENCUMBRANCE	BUDGET	UNENCUMBERED BALANCE
	CURRENT MONTH	YEAR TO DATE	%	CURRENT MONTH	%	YEAR TO DATE	%			
EXPENDITURES										
TOTAL EXPENDITURES	0.00	0.00	0	0.00	0	0.00	0	0.00	0.00	0.00
NET CHANGE IN FUND BALANCE	0.00	0.00		0.00		0.00		0.00	0.00	0.00



FUND DEPT 2076-140 : TORT IMMUNITY TAX FUND - CORRECTIONAL CENTER

5/13/2024 10:44:04 AM

PERIOD ENDING 4/30/2024

	ACTUAL LAST YEAR			ACTUAL THIS YEAR				ENCUMBRANCE	BUDGET	UNENCUMBERED BALANCE
	CURRENT MONTH	YEAR TO DATE	%	CURRENT MONTH	%	YEAR TO DATE	%			
EXPENDITURES										
5003 FRINGE BENEFITS	0.00	0.00	0	20,830.88	0	95,395.15	0	0.00	0.00	-95,395.15
TOTAL EXPENDITURES	0.00	0.00	0	20,830.88	0	95,395.15	0	0.00	0.00	-95,395.15
NET CHANGE IN FUND BALANCE	0.00	0.00		-20,830.88		-95,395.15		0.00	0.00	95,395.15




FUND DEPT 2083-060 : COUNTY HIGHWAY - HIGHWAY

5/13/2024 10:44:04 AM

PERIOD ENDING 4/30/2024

	ACTUAL LAST YEAR			ACTUAL THIS YEAR				ENCUMBRANCE	BUDGET	UNENCUMBERED BALANCE
	CURRENT MONTH	YEAR TO DATE	%	CURRENT MONTH	%	YEAR TO DATE	%			
REVENUES										
4001 PROPERTY TAX	0.00	0.00	0	0.00	0	0.00	0	0.00	3,384,576.00	3,384,576.00
4004 INTERGOVERNMENTAL REVENUE	0.00	0.00	0	0.00	0	-5,876.56	-2	0.00	250,000.00	255,876.56
4007 CHARGES FOR SERVICES	2,503.36	17,511.31	3	11,082.20	2	26,018.32	5	0.00	555,000.00	528,981.68
4008 INVESTMENT EARNINGS	4,696.12	30,589.49	765	13,344.87	22	54,020.94	90	0.00	60,000.00	5,979.06
4009 MISCELLANEOUS REVENUES	0.00	1,087.15	0	521.00	0	1,306.33	0	0.00	0.00	-1,306.33
TOTAL REVENUES	7,199.48	49,187.95	1	24,948.07	1	75,469.03	2	0.00	4,249,576.00	4,174,106.97
EXPENDITURES										
5001 SALARIES AND WAGES	123,879.64	457,346.38	28	106,304.43	6	462,696.04	27	0.00	1,692,222.00	1,229,525.96
5003 FRINGE BENEFITS	36,157.38	146,334.60	27	36,607.96	6	153,162.92	24	0.00	644,870.00	491,707.08
5010 COMMODITIES	13,762.44	55,496.33	18	32,892.20	10	131,879.71	40	535.70	327,700.00	195,284.59
5020 SERVICES	25,048.34	157,946.51	23	39,026.01	6	166,593.61	24	6,308.22	691,034.00	518,132.17
8000 CAPITAL OUTLAY	535,848.00	572,336.50	59	0.00	0	29,453.64	4	293,819.70	815,750.00	492,476.66
TOTAL EXPENDITURES	734,695.80	1,389,460.32	33	214,830.60	5	943,785.92	23	300,663.62	4,171,576.00	2,927,126.46
OTHER FINANCING SOURCES (USES)										
6001 OTHER FINANCING SOURCES	0.00	0.00	0	0.00	0	0.00	0	0.00	50,000.00	50,000.00
7001 OTHER FINANCING USES	0.00	-120,000.00	100	0.00	0	0.00	0	0.00	-128,000.00	-128,000.00
TOTAL OTHER FINANCING SOURCES (USES)	0.00	-120,000.00		0.00		0.00		0.00	-78,000.00	-78,000.00
NET CHANGE IN FUND BALANCE	-727,496.32	-1,460,272.37		-189,882.53		-868,316.89		-300,663.62	0.00	1,168,980.51



FUND DEPT 2083-062 : COUNTY HIGHWAY - HIGHWAY BUILDING CAPITAL

5/13/2024 10:44:04 AM

PERIOD ENDING 4/30/2024

	ACTUAL LAST YEAR			ACTUAL THIS YEAR				ENCUMBRANCE	BUDGET	UNENCUMBERED BALANCE
	CURRENT MONTH	YEAR TO DATE	%	CURRENT MONTH	%	YEAR TO DATE	%			
REVENUES										
TOTAL REVENUES	0.00	0.00	0	0.00	0	0.00	0	0.00	0.00	0.00
EXPENDITURES										
5020 SERVICES	0.00	0.00	0	0.00	0	0.00	0	0.00	25,000.00	25,000.00
8000 CAPITAL OUTLAY	0.00	0.00	0	0.00	0	0.00	0	0.00	275,000.00	275,000.00
TOTAL EXPENDITURES	0.00	0.00	0	0.00	0	0.00	0	0.00	300,000.00	300,000.00
OTHER FINANCING SOURCES (USES)										
6001 OTHER FINANCING SOURCES	0.00	120,000.00	100	0.00	0	0.00	0	0.00	128,000.00	128,000.00
TOTAL OTHER FINANCING SOURCES (USES)	0.00	120,000.00		0.00		0.00		0.00	128,000.00	128,000.00
NET CHANGE IN FUND BALANCE	0.00	120,000.00		0.00		0.00		0.00	-172,000.00	-172,000.00



FUND DEPT 2084-060 : COUNTY BRIDGE - HIGHWAY

5/13/2024 10:44:04 AM

PERIOD ENDING 4/30/2024

	ACTUAL LAST YEAR			ACTUAL THIS YEAR				ENCUMBRANCE	BUDGET	UNENCUMBERED BALANCE
	CURRENT MONTH	YEAR TO DATE	%	CURRENT MONTH	%	YEAR TO DATE	%			
REVENUES										
4001 PROPERTY TAX	0.00	0.00	0	0.00	0	0.00	0	0.00	1,697,636.00	1,697,636.00
4008 INVESTMENT EARNINGS	3,507.15	19,038.63	190 4	10,445.42	35	36,882.56	123	0.00	30,000.00	-6,882.56
4009 MISCELLANEOUS REVENUES	0.00	0.00	0	0.00	0	5,500.00	110	0.00	5,000.00	-500.00
TOTAL REVENUES	3,507.15	19,038.63	1	10,445.42	1	42,382.56	2	0.00	1,732,636.00	1,690,253.44
EXPENDITURES										
5020 SERVICES	11,042.88	48,110.95	24	0.00	0	21,495.10	7	0.00	300,000.00	278,504.90
8000 CAPITAL OUTLAY	0.00	148,967.67	11	0.00	0	0.00	0	0.00	1,432,636.00	1,432,636.00
TOTAL EXPENDITURES	11,042.88	197,078.62	12	0.00	0	21,495.10	1	0.00	1,732,636.00	1,711,140.90
OTHER FINANCING SOURCES (USES)										
TOTAL OTHER FINANCING SOURCES (USES)	0.00	0.00		0.00		0.00		0.00	0.00	0.00
NET CHANGE IN FUND BALANCE	-7,535.73	-178,039.99		10,445.42		20,887.46		0.00	0.00	-20,887.46



FUND DEPT 2085-060 : COUNTY MOTOR FUEL TAX - HIGHWAY

5/13/2024 10:44:04 AM

PERIOD ENDING 4/30/2024

	ACTUAL LAST YEAR			ACTUAL THIS YEAR				ENCUMBRANCE	BUDGET	UNENCUMBERED BALANCE
	CURRENT MONTH	YEAR TO DATE	%	CURRENT MONTH	%	YEAR TO DATE	%			
REVENUES										
4004 INTERGOVERNMENTAL REVENUE	283,091.63	859,533.22	24	300,128.01	8	932,871.60	26	0.00	3,587,200.00	2,654,328.40
4007 CHARGES FOR SERVICES	0.00	0.00	0	0.00	0	0.00	0	0.00	2,000.00	2,000.00
4008 INVESTMENT EARNINGS	24,894.50	125,703.43	125 7	44,593.20	18	154,810.47	62	0.00	250,000.00	95,189.53
4009 MISCELLANEOUS REVENUES	0.00	0.00	0	1,400.00	0	7,632.80	0	0.00	0.00	-7,632.80
TOTAL REVENUES	307,986.13	985,236.65	27	346,121.21	9	1,095,314.87	29	0.00	3,839,200.00	2,743,885.13
EXPENDITURES										
5001 SALARIES AND WAGES	13,928.08	55,712.32	31	14,318.68	8	57,274.72	31	0.00	185,229.00	127,954.28
5010 COMMODITIES	0.00	0.00	0	6,001.92	1	121,555.21	24	0.00	500,000.00	378,444.79
5020 SERVICES	8,875.88	114,691.73	8	257.67	0	24,748.54	2	0.00	1,135,000.00	1,110,251.46
8000 CAPITAL OUTLAY	0.00	0.00	0	467,939.89	23	663,181.39	33	0.00	2,000,000.00	1,336,818.61
TOTAL EXPENDITURES	22,803.96	170,404.05	2	488,518.16	13	866,759.86	23	0.00	3,820,229.00	2,953,469.14
NET CHANGE IN FUND BALANCE	285,182.17	814,832.60		-142,396.95		228,555.01		0.00	18,971.00	-209,584.01



FUND DEPT 2088-044 : ILL.MUNICIPAL RETIREMENT - NURSING HOME

5/13/2024 10:44:04 AM

PERIOD ENDING 4/30/2024

	ACTUAL LAST YEAR			ACTUAL THIS YEAR				ENCUMBRANCE	BUDGET	UNENCUMBERED BALANCE
	CURRENT MONTH	YEAR TO DATE	%	CURRENT MONTH	%	YEAR TO DATE	%			
EXPENDITURES										
<i>TOTAL EXPENDITURES</i>	<i>0.00</i>	<i>0.00</i>	<i>0</i>	<i>0.00</i>	<i>0</i>	<i>0.00</i>	<i>0</i>	<i>0.00</i>	<i>0.00</i>	<i>0.00</i>
OTHER FINANCING SOURCES (USES)										
<i>TOTAL OTHER FINANCING SOURCES (USES)</i>	<i>0.00</i>	<i>0.00</i>		<i>0.00</i>		<i>0.00</i>		<i>0.00</i>	<i>0.00</i>	<i>0.00</i>
NET CHANGE IN FUND BALANCE	0.00	0.00		0.00		0.00		0.00	0.00	0.00



FUND DEPT 2088-073 : ILL.MUNICIPAL RETIREMENT - ILL.MUNICIPAL RETIREMENT

5/13/2024 10:44:04 AM

PERIOD ENDING 4/30/2024

	ACTUAL LAST YEAR			ACTUAL THIS YEAR				ENCUMBRANCE	BUDGET	UNENCUMBERED BALANCE
	CURRENT MONTH	YEAR TO DATE	%	CURRENT MONTH	%	YEAR TO DATE	%			
REVENUES										
4001 PROPERTY TAX	0.00	0.00	0	0.00	0	0.00	0	0.00	2,019,440.00	2,019,440.00
4004 INTERGOVERNMENTAL REVENUE	0.00	124,000.00	100	0.00	0	0.00	0	0.00	124,000.00	124,000.00
4008 INVESTMENT EARNINGS	1,914.50	13,914.26	278 3	6,864.96	46	22,727.26	152	0.00	15,000.00	-7,727.26
TOTAL REVENUES	1,914.50	137,914.26	6	6,864.96	0	22,727.26	1	0.00	2,158,440.00	2,135,712.74
EXPENDITURES										
5003 FRINGE BENEFITS	132,861.48	455,794.56	21	8,146.54	0	126,767.02	6	0.00	2,163,962.00	2,037,194.98
TOTAL EXPENDITURES	132,861.48	455,794.56	21	8,146.54	0	126,767.02	6	0.00	2,163,962.00	2,037,194.98
OTHER FINANCING SOURCES (USES)										
6001 OTHER FINANCING SOURCES	0.00	6,556.20	0	0.00	0	0.00	0	0.00	6,556.00	6,556.00
TOTAL OTHER FINANCING SOURCES (USES)	0.00	6,556.20		0.00		0.00		0.00	6,556.00	6,556.00
NET CHANGE IN FUND BALANCE	-130,946.98	-311,324.10		-1,281.58		-104,039.76		0.00	1,034.00	105,073.76



FUND DEPT 2089-018 : COUNTY PUBLIC HEALTH FUND - C-U PUBLIC HEALTH DISTRICT

5/13/2024 10:44:04 AM

PERIOD ENDING 4/30/2024

	ACTUAL LAST YEAR			ACTUAL THIS YEAR				ENCUMBRANCE	BUDGET	UNENCUMBERED BALANCE
	CURRENT MONTH	YEAR TO DATE	%	CURRENT MONTH	%	YEAR TO DATE	%			
REVENUES										
4001 PROPERTY TAX	0.00	0.00	0	0.00	0	0.00	0	0.00	898,763.00	898,763.00
TOTAL REVENUES	0.00	0.00	0	0.00	0	0.00	0	0.00	898,763.00	898,763.00
EXPENDITURES										
5020 SERVICES	1,239.58	1,239.58	0	0.00	0	0.00	0	0.00	898,763.00	898,763.00
TOTAL EXPENDITURES	1,239.58	1,239.58	0	0.00	0	0.00	0	0.00	898,763.00	898,763.00
NET CHANGE IN FUND BALANCE	-1,239.58	-1,239.58		0.00		0.00		0.00	0.00	0.00



FUND DEPT 2089-049 : COUNTY PUBLIC HEALTH FUND - BOARD OF HEALTH

5/13/2024 10:44:04 AM

PERIOD ENDING 4/30/2024

	ACTUAL LAST YEAR			ACTUAL THIS YEAR				ENCUMBRANCE	BUDGET	UNENCUMBERED BALANCE
	CURRENT MONTH	YEAR TO DATE	%	CURRENT MONTH	%	YEAR TO DATE	%			
REVENUES										
4001 PROPERTY TAX	0.00	0.00	0	0.00	0	0.00	0	0.00	705,538.00	705,538.00
4004 INTERGOVERNMENTAL REVENUE	8,167.08	64,814.32	14	2,546.82	1	63,888.39	18	0.00	356,651.00	292,762.61
4006 LICENSES AND PERMITS	6,707.50	25,007.50	19	4,401.50	3	84,574.50	64	0.00	131,611.00	47,036.50
4008 INVESTMENT EARNINGS	500.88	5,314.96	304	2,440.59	61	9,799.72	245	0.00	4,000.00	-5,799.72
4009 MISCELLANEOUS REVENUES	0.00	814.00	133	0.00	0	1,236.47	578	0.00	214.00	-1,022.47
TOTAL REVENUES	15,375.46	95,950.78	8	9,388.91	1	159,499.08	13	0.00	1,198,014.00	1,038,514.92
EXPENDITURES										
5020 SERVICES	78,846.90	170,337.99	13	47,999.95	4	211,466.61	16	0.00	1,307,263.98	1,095,797.37
TOTAL EXPENDITURES	78,846.90	170,337.99	13	47,999.95	4	211,466.61	16	0.00	1,307,263.98	1,095,797.37
OTHER FINANCING SOURCES (USES)										
TOTAL OTHER FINANCING SOURCES (USES)	0.00	0.00		0.00		0.00		0.00	0.00	0.00
NET CHANGE IN FUND BALANCE	-63,471.44	-74,387.21		-38,611.04		-51,967.53		0.00	-109,249.98	-57,282.45



FUND DEPT 2090-053 : MENTAL HEALTH - MENTAL HEALTH BOARD

5/13/2024 10:44:04 AM

PERIOD ENDING 4/30/2024

	ACTUAL LAST YEAR			ACTUAL THIS YEAR				ENCUMBRANCE	BUDGET	UNENCUMBERED BALANCE
	CURRENT MONTH	YEAR TO DATE	%	CURRENT MONTH	%	YEAR TO DATE	%			
REVENUES										
4001 PROPERTY TAX	0.00	0.00	0	0.00	0	0.00	0	0.00	6,311,236.00	6,311,236.00
4004 INTERGOVERNMENTAL REVENUE	0.00	135,704.00	33	35,447.00	8	141,788.00	33	0.00	425,371.00	283,583.00
4008 INVESTMENT EARNINGS	2,140.74	22,584.20	753	7,949.96	14	38,956.14	69	0.00	56,268.00	17,311.86
4009 MISCELLANEOUS REVENUES	350.00	10,306.00	25	575.00	1	575.00	1	0.00	45,000.00	44,425.00
TOTAL REVENUES	2,490.74	168,594.20	3	43,971.96	1	181,319.14	3	0.00	6,837,875.00	6,656,555.86
EXPENDITURES										
5001 SALARIES AND WAGES	36,554.18	137,083.32	29	38,258.04	8	145,597.44	29	0.00	501,828.00	356,230.56
5003 FRINGE BENEFITS	9,900.09	34,354.43	27	8,347.70	6	32,652.92	23	0.00	144,555.00	111,902.08
5010 COMMODITIES	807.83	2,136.10	13	653.84	4	4,141.94	26	0.00	15,985.00	11,843.06
5020 SERVICES	43,578.87	1,791,002.92	31	441,957.55	7	1,820,925.94	30	0.00	6,168,507.00	4,347,581.06
TOTAL EXPENDITURES	90,840.97	1,964,576.77	31	489,217.13	7	2,003,318.24	29	0.00	6,830,875.00	4,827,556.76
OTHER FINANCING SOURCES (USES)										
7001 OTHER FINANCING USES	0.00	0.00	0	0.00	0	0.00	0	0.00	-7,000.00	-7,000.00
TOTAL OTHER FINANCING SOURCES (USES)	0.00	0.00		0.00		0.00		0.00	-7,000.00	-7,000.00
NET CHANGE IN FUND BALANCE	-88,350.23	-1,795,982.57		-445,245.17		-1,821,999.10		0.00	0.00	1,821,999.10



FUND DEPT 2091-047 : ANIMAL CONTROL - ANIMAL CONTROL ADMIN

5/13/2024 10:44:04 AM

PERIOD ENDING 4/30/2024

	ACTUAL LAST YEAR			ACTUAL THIS YEAR				ENCUMBRANCE	BUDGET	UNENCUMBERED BALANCE
	CURRENT MONTH	YEAR TO DATE	%	CURRENT MONTH	%	YEAR TO DATE	%			
REVENUES										
4006 LICENSES AND PERMITS	15,038.00	63,373.00	19	16,272.00	5	59,269.00	18	0.00	335,000.00	275,731.00
4008 INVESTMENT EARNINGS	552.26	4,158.07	416	2,199.22	220	8,070.23	807	0.00	1,000.00	-7,070.23
TOTAL REVENUES	15,590.26	67,531.07	20	18,471.22	5	67,339.23	20	0.00	336,000.00	268,660.77
EXPENDITURES										
5001 SALARIES AND WAGES	12,700.72	53,415.76	32	14,725.32	10	55,021.36	38	0.00	146,169.00	91,147.64
5003 FRINGE BENEFITS	3,092.92	10,702.63	16	4,118.35	9	16,119.13	34	0.00	46,971.00	30,851.87
5010 COMMODITIES	1,933.66	4,990.89	31	64.45	1	1,914.82	21	0.00	9,219.80	7,304.98
5020 SERVICES	186.21	4,015.46	8	240.16	2	4,109.29	42	0.00	9,841.81	5,732.52
TOTAL EXPENDITURES	17,913.51	73,124.74	24	19,148.28	9	77,164.60	36	0.00	212,201.61	135,037.01
OTHER FINANCING SOURCES (USES)										
TOTAL OTHER FINANCING SOURCES (USES)	0.00	0.00		0.00		0.00		0.00	0.00	0.00
NET CHANGE IN FUND BALANCE	-2,323.25	-5,593.67		-677.06		-9,825.37		0.00	123,798.39	133,623.76



FUND DEPT 2091-247 : ANIMAL CONTROL - ANIMAL WARDEN SERVICES

5/13/2024 10:44:04 AM

PERIOD ENDING 4/30/2024

	ACTUAL LAST YEAR			ACTUAL THIS YEAR				ENCUMBRANCE	BUDGET	UNENCUMBERED BALANCE
	CURRENT MONTH	YEAR TO DATE	%	CURRENT MONTH	%	YEAR TO DATE	%			
REVENUES										
4004 INTERGOVERNMENTAL REVENUE	11,236.42	69,801.79	37	17,034.93	9	75,829.35	39	0.00	192,995.00	117,165.65
4005 FINES AND FORFEITURES	625.00	3,175.00	29	475.00	5	1,175.00	12	0.00	10,000.00	8,825.00
TOTAL REVENUES	11,861.42	72,976.79	37	17,509.93	9	77,004.35	38	0.00	202,995.00	125,990.65
EXPENDITURES										
5001 SALARIES AND WAGES	2,891.29	19,717.79	14	12,421.20	10	33,460.21	26	0.00	130,380.73	96,920.52
5003 FRINGE BENEFITS	664.42	2,792.79	5	4,957.19	9	7,924.36	14	0.00	57,683.00	49,758.64
5010 COMMODITIES	1,912.23	4,944.83	20	655.45	3	5,021.67	25	869.63	19,850.00	13,958.70
5020 SERVICES	4,887.26	7,136.37	39	1,101.88	6	2,370.36	13	0.00	18,580.00	16,209.64
TOTAL EXPENDITURES	10,355.20	34,591.78	13	19,135.72	8	48,776.60	22	869.63	226,493.73	176,847.50
NET CHANGE IN FUND BALANCE	1,506.22	38,385.01		-1,625.79		28,227.75		-869.63	-23,498.73	-50,856.85



FUND DEPT 2091-248 : ANIMAL CONTROL - ANIMAL IMPOUND SERVICES

5/13/2024 10:44:04 AM

PERIOD ENDING 4/30/2024

	ACTUAL LAST YEAR			ACTUAL THIS YEAR				ENCUMBRANCE	BUDGET	UNENCUMBERED BALANCE
	CURRENT MONTH	YEAR TO DATE	%	CURRENT MONTH	%	YEAR TO DATE	%			
REVENUES										
4004 INTERGOVERNMENTAL REVENUE	7,321.70	29,286.80	12	11,139.88	4	36,869.87	15	0.00	248,345.00	211,475.13
4005 FINES AND FORFEITURES	317.00	9,426.00	63	1,020.00	7	1,220.00	8	0.00	15,000.00	13,780.00
4009 MISCELLANEOUS REVENUES	0.00	0.00	0	928.00	0	2,214.00	0	0.00	0.00	-2,214.00
TOTAL REVENUES	7,638.70	38,712.80	15	13,087.88	5	40,303.87	15	0.00	263,345.00	223,041.13
EXPENDITURES										
5001 SALARIES AND WAGES	14,479.01	46,596.46	30	9,636.26	5	37,238.85	18	0.00	204,122.27	166,883.42
5003 FRINGE BENEFITS	3,023.35	9,941.16	19	1,236.30	2	4,794.29	6	0.00	80,480.00	75,685.71
5010 COMMODITIES	2,660.81	10,293.72	31	2,368.72	7	16,967.92	51	0.00	33,513.13	16,545.21
5020 SERVICES	2,253.33	7,583.99	689	2,016.20	5	9,295.17	21	0.00	43,735.26	34,440.09
8000 CAPITAL OUTLAY	0.00	0.00	0	0.00	0	0.00	0	0.00	150,000.00	150,000.00
TOTAL EXPENDITURES	22,416.50	74,415.33	31	15,257.48	3	68,296.23	13	0.00	511,850.66	443,554.43
NET CHANGE IN FUND BALANCE	-14,777.80	-35,702.53		-2,169.60		-27,992.36		0.00	-248,505.66	-220,513.30



FUND DEPT 2092-074 : LAW LIBRARY - LAW LIBRARY

5/13/2024 10:44:04 AM

PERIOD ENDING 4/30/2024

	ACTUAL LAST YEAR			ACTUAL THIS YEAR				ENCUMBRANCE	BUDGET	UNENCUMBERED BALANCE
	CURRENT MONTH	YEAR TO DATE	%	CURRENT MONTH	%	YEAR TO DATE	%			
REVENUES										
4007 CHARGES FOR SERVICES	7,939.00	21,619.75	31	7,637.25	9	18,194.25	21	0.00	85,000.00	66,805.75
4008 INVESTMENT EARNINGS	162.30	1,203.31	120 3	671.77	22	2,340.55	78	0.00	3,000.00	659.45
TOTAL REVENUES	8,101.30	22,823.06	33	8,309.02	9	20,534.80	23	0.00	88,000.00	67,465.20
EXPENDITURES										
5003 FRINGE BENEFITS	0.00	0.00	0	0.00	0	0.00	0	0.00	17,025.00	17,025.00
5010 COMMODITIES	1,785.44	8,064.28	33	2,624.59	10	12,796.86	50	0.00	25,500.00	12,703.14
5020 SERVICES	6,680.51	7,931.39	21	6,603.35	18	7,745.45	21	0.00	36,085.00	28,339.55
TOTAL EXPENDITURES	8,465.95	15,995.67	25	9,227.94	12	20,542.31	26	0.00	78,610.00	58,067.69
OTHER FINANCING SOURCES (USES)										
TOTAL OTHER FINANCING SOURCES (USES)	0.00	0.00		0.00		0.00		0.00	0.00	0.00
NET CHANGE IN FUND BALANCE	-364.65	6,827.39		-918.92		-7.51		0.00	9,390.00	9,397.51



FUND DEPT 2093-031 : FORECLOSURE MEDIATION FND - CIRCUIT COURT

5/13/2024 10:44:04 AM

PERIOD ENDING 4/30/2024

	ACTUAL LAST YEAR			ACTUAL THIS YEAR				ENCUMBRANCE	BUDGET	UNENCUMBERED BALANCE
	CURRENT MONTH	YEAR TO DATE	%	CURRENT MONTH	%	YEAR TO DATE	%			
REVENUES										
4007 CHARGES FOR SERVICES	0.00	150.00	2	800.00	8	2,200.00	22	0.00	10,000.00	7,800.00
4008 INVESTMENT EARNINGS	13.51	101.08	253	168.67	67	555.64	222	0.00	250.00	-305.64
TOTAL REVENUES	13.51	251.08	3	968.67	9	2,755.64	27	0.00	10,250.00	7,494.36
EXPENDITURES										
5010 COMMODITIES	0.00	0.00	0	0.00	0	0.00	0	0.00	100.00	100.00
5020 SERVICES	7.49	29.96	0	7.53	0	30.12	1	0.00	5,250.00	5,219.88
TOTAL EXPENDITURES	7.49	29.96	0	7.53	0	30.12	1	0.00	5,350.00	5,319.88
OTHER FINANCING SOURCES (USES)										
TOTAL OTHER FINANCING SOURCES (USES)	0.00	0.00		0.00		0.00		0.00	0.00	0.00
NET CHANGE IN FUND BALANCE	6.02	221.12		961.14		2,725.52		0.00	4,900.00	2,174.48



FUND DEPT 2101-054 : I/DD SPECIAL INITIATIVES - CILA PROJECT

5/13/2024 10:44:04 AM

PERIOD ENDING 4/30/2024

	ACTUAL LAST YEAR			ACTUAL THIS YEAR				ENCUMBRANCE	BUDGET	UNENCUMBERED BALANCE
	CURRENT MONTH	YEAR TO DATE	%	CURRENT MONTH	%	YEAR TO DATE	%			
REVENUES										
4008 INVESTMENT EARNINGS	879.70	6,380.70	638	2,322.85	39	8,409.18	140	0.00	6,000.00	-2,409.18
TOTAL REVENUES	879.70	6,380.70	638	2,322.85	39	8,409.18	140	0.00	6,000.00	-2,409.18
EXPENDITURES										
5010 COMMODITIES	0.00	0.00	0	0.00	0	0.00	0	0.00	5,063.00	5,063.00
5020 SERVICES	0.00	0.00	0	23,833.00	6	95,332.00	24	0.00	400,937.00	305,605.00
TOTAL EXPENDITURES	0.00	0.00	0	23,833.00	6	95,332.00	23	0.00	406,000.00	310,668.00
OTHER FINANCING SOURCES (USES)										
6001 OTHER FINANCING SOURCES	0.00	50,000.00	100	0.00	0	0.00	0	0.00	0.00	0.00
TOTAL OTHER FINANCING SOURCES (USES)	0.00	50,000.00		0.00		0.00		0.00	0.00	0.00
NET CHANGE IN FUND BALANCE	879.70	56,380.70		-21,510.15		-86,922.82		0.00	-400,000.00	-313,077.18



FUND DEPT 2103-060 : HWY FED AID MATCHING FUND - HIGHWAY

5/13/2024 10:44:04 AM

PERIOD ENDING 4/30/2024

	ACTUAL LAST YEAR			ACTUAL THIS YEAR				ENCUMBRANCE	BUDGET	UNENCUMBERED BALANCE
	CURRENT MONTH	YEAR TO DATE	%	CURRENT MONTH	%	YEAR TO DATE	%			
REVENUES										
4001 PROPERTY TAX	0.00	0.00	0	0.00	0	0.00	0	0.00	142,025.00	142,025.00
4008 INVESTMENT EARNINGS	1,021.41	5,254.32	701	2,811.95	19	9,882.46	66	0.00	15,000.00	5,117.54
TOTAL REVENUES	1,021.41	5,254.32	4	2,811.95	2	9,882.46	6	0.00	157,025.00	147,142.54
EXPENDITURES										
TOTAL EXPENDITURES	0.00	0.00	0	0.00	0	0.00	0	0.00	0.00	0.00
OTHER FINANCING SOURCES (USES)										
TOTAL OTHER FINANCING SOURCES (USES)	0.00	0.00		0.00		0.00		0.00	0.00	0.00
NET CHANGE IN FUND BALANCE	1,021.41	5,254.32		2,811.95		9,882.46		0.00	157,025.00	147,142.54



FUND DEPT 2104-104 : EARLY CHILDHOOD FUND - EARLY CHILDHOOD DEVELOPMENT

5/13/2024 10:44:04 AM

PERIOD ENDING 4/30/2024

	ACTUAL LAST YEAR			ACTUAL THIS YEAR				ENCUMBRANCE	BUDGET	UNENCUMBERED BALANCE
	CURRENT MONTH	YEAR TO DATE	%	CURRENT MONTH	%	YEAR TO DATE	%			
REVENUES										
4004 INTERGOVERNMENTAL REVENUE	1,025,911.06	4,343,320.80	33	909,648.64	7	4,170,433.27	32	0.00	12,858,880.00	8,688,446.73
4007 CHARGES FOR SERVICES	2,400.00	8,270.00	6	5,400.00	4	22,000.00	17	0.00	128,000.00	106,000.00
4008 INVESTMENT EARNINGS	17,930.12	58,610.48	117 2	12,523.59	17	53,767.42	72	0.00	75,000.00	21,232.58
4009 MISCELLANEOUS REVENUES	17.85	687.90	1	38.18	0	1,141.45	1	0.00	210,000.00	208,858.55
TOTAL REVENUES	1,046,259.03	4,410,889.18	33	927,610.41	7	4,247,342.14	32	0.00	13,271,880.00	9,024,537.86
EXPENDITURES										
5001 SALARIES AND WAGES	364,388.54	2,268,792.03	35	484,892.94	7	2,408,752.82	36	0.00	6,708,974.20	4,300,221.38
5003 FRINGE BENEFITS	136,045.81	549,317.11	28	131,582.73	7	582,208.63	29	0.00	1,996,503.20	1,414,294.57
5010 COMMODITIES	37,192.86	165,100.83	20	67,508.56	8	287,369.82	32	29,983.00	899,922.75	582,569.93
5020 SERVICES	139,301.76	636,848.26	22	141,015.95	5	666,044.24	24	13,500.00	2,791,479.85	2,111,935.61
8000 CAPITAL OUTLAY	0.00	29,015.00	14	0.00	0	0.00	0	0.00	150,000.00	150,000.00
TOTAL EXPENDITURES	676,928.97	3,649,073.23	30	825,000.18	7	3,944,375.51	31	43,483.00	12,546,880.00	8,559,021.49
OTHER FINANCING SOURCES (USES)										
7001 OTHER FINANCING USES	0.00	0.00	0	0.00	0	0.00	0	0.00	-725,000.00	-725,000.00
TOTAL OTHER FINANCING SOURCES (USES)	0.00	0.00		0.00		0.00		0.00	-725,000.00	-725,000.00
NET CHANGE IN FUND BALANCE	369,330.06	761,815.95		102,610.23		302,966.63		-43,483.00	0.00	-259,483.63




FUND DEPT 2106-010 : PUBL SAFETY SALES TAX FND - COUNTY BOARD

5/13/2024 10:44:04 AM

PERIOD ENDING 4/30/2024

	ACTUAL LAST YEAR			ACTUAL THIS YEAR				ENCUMBRANCE	BUDGET	UNENCUMBERED BALANCE
	CURRENT MONTH	YEAR TO DATE	%	CURRENT MONTH	%	YEAR TO DATE	%			
REVENUES										
4002 LOCAL SALES TAX	213,157.47	558,266.78	16	593,961.57	16	593,961.57	16	0.00	3,726,358.00	3,132,396.43
4008 INVESTMENT EARNINGS	5,764.80	44,201.82	884	27,589.65	69	98,739.30	247	0.00	40,000.00	-58,739.30
TOTAL REVENUES	218,922.27	602,468.60	17	621,551.22	17	692,700.87	18	0.00	3,766,358.00	3,073,657.13
EXPENDITURES										
5002 LAW ENFORCEMENT SALARIES	0.00	0.00	0	26,251.50	25	26,251.50	25	0.00	105,006.00	78,754.50
5003 FRINGE BENEFITS	0.00	0.00	0	3,750.00	25	3,750.00	25	0.00	15,000.00	11,250.00
5020 SERVICES	82,257.42	270,976.12	27	153,806.26	12	339,149.48	27	0.00	1,252,500.00	913,350.52
TOTAL EXPENDITURES	82,257.42	270,976.12	27	183,807.76	13	369,150.98	27	0.00	1,372,506.00	1,003,355.02
OTHER FINANCING SOURCES (USES)										
7001 OTHER FINANCING USES	0.00	0.00	0	0.00	0	0.00	0	0.00	-2,025,358.00	-2,025,358.00
TOTAL OTHER FINANCING SOURCES (USES)	0.00	0.00		0.00		0.00		0.00	-2,025,358.00	-2,025,358.00
NET CHANGE IN FUND BALANCE	136,664.85	331,492.48		437,743.46		323,549.89		0.00	368,494.00	44,944.11



FUND DEPT 2106-013 : PUBL SAFETY SALES TAX FND - DEBT SERVICE

5/13/2024 10:44:04 AM

PERIOD ENDING 4/30/2024

	ACTUAL LAST YEAR			ACTUAL THIS YEAR				ENCUMBRANCE	BUDGET	UNENCUMBERED BALANCE
	CURRENT MONTH	YEAR TO DATE	%	CURRENT MONTH	%	YEAR TO DATE	%			
REVENUES										
4002 LOCAL SALES TAX	262,466.00	524,932.00	17	506,342.00	17	506,342.00	17	0.00	3,056,642.00	2,550,300.00
TOTAL REVENUES	262,466.00	524,932.00	17	506,342.00	17	506,342.00	17	0.00	3,056,642.00	2,550,300.00
EXPENDITURES										
5050 INTEREST AND FISCAL CHARGES	0.00	0.00	0	0.00	0	0.00	0	0.00	3,056,642.00	3,056,642.00
TOTAL EXPENDITURES	0.00	0.00	0	0.00	0	0.00	0	0.00	3,056,642.00	3,056,642.00
NET CHANGE IN FUND BALANCE	262,466.00	524,932.00		506,342.00		506,342.00		0.00	0.00	-506,342.00



FUND DEPT 2106-060 : PUBL SAFETY SALES TAX FND - HIGHWAY

5/13/2024 10:44:04 AM


PERIOD ENDING 4/30/2024

	ACTUAL LAST YEAR			ACTUAL THIS YEAR				ENCUMBRANCE	BUDGET	UNENCUMBERED BALANCE
	CURRENT MONTH	YEAR TO DATE	%	CURRENT MONTH	%	YEAR TO DATE	%			
REVENUES										
TOTAL REVENUES	0.00	0.00	0	0.00	0	0.00	0	0.00	0.00	0.00
NET CHANGE IN FUND BALANCE	0.00	0.00		0.00		0.00		0.00	0.00	0.00



PERIOD ENDING 4/30/2024

	ACTUAL LAST YEAR			ACTUAL THIS YEAR				ENCUMBRANCE	BUDGET	UNENCUMBERED BALANCE
	CURRENT MONTH	YEAR TO DATE	%	CURRENT MONTH	%	YEAR TO DATE	%			
EXPENDITURES										
5020 SERVICES	0.00	15,416.34	14	0.00	0	15,416.34	10	0.00	155,000.00	139,583.66
TOTAL EXPENDITURES	0.00	15,416.34	14	0.00	0	15,416.34	10	0.00	155,000.00	139,583.66
NET CHANGE IN FUND BALANCE	0.00	-15,416.34		0.00		-15,416.34		0.00	-155,000.00	-139,583.66



FUND DEPT 2106-237 : PUBL SAFETY SALES TAX FND - DELINQ PREVENTION GRANTS

5/13/2024 10:44:04 AM

PERIOD ENDING 4/30/2024

	ACTUAL LAST YEAR			ACTUAL THIS YEAR				ENCUMBRANCE	BUDGET	UNENCUMBERED BALANCE
	CURRENT MONTH	YEAR TO DATE	%	CURRENT MONTH	%	YEAR TO DATE	%			
EXPENDITURES										
5020 SERVICES	26,666.66	106,666.64	33	0.00	0	110,833.32	33	0.00	332,500.00	221,666.68
TOTAL EXPENDITURES	26,666.66	106,666.64	33	0.00	0	110,833.32	33	0.00	332,500.00	221,666.68
NET CHANGE IN FUND BALANCE	-26,666.66	-106,666.64		0.00		-110,833.32		0.00	-332,500.00	-221,666.68



FUND DEPT 2107-010 : GEOGRAPHIC INF SYS FUND (GIS) - COUNTY BOARD

5/13/2024 10:44:04 AM

PERIOD ENDING 4/30/2024

	ACTUAL LAST YEAR			ACTUAL THIS YEAR				ENCUMBRANCE	BUDGET	UNENCUMBERED BALANCE
	CURRENT MONTH	YEAR TO DATE	%	CURRENT MONTH	%	YEAR TO DATE	%			
REVENUES										
4007 CHARGES FOR SERVICES	21,411.00	59,739.00	18	19,544.00	7	52,416.00	20	0.00	263,000.00	210,584.00
4008 INVESTMENT EARNINGS	451.96	3,789.93	379	1,645.08	33	5,559.98	111	0.00	5,000.00	-559.98
TOTAL REVENUES	21,862.96	63,528.93	19	21,189.08	8	57,975.98	22	0.00	268,000.00	210,024.02
EXPENDITURES										
5020 SERVICES	94,188.00	97,928.00	29	0.00	0	0.00	0	0.00	343,025.00	343,025.00
TOTAL EXPENDITURES	94,188.00	97,928.00	29	0.00	0	0.00	0	0.00	343,025.00	343,025.00
NET CHANGE IN FUND BALANCE	-72,325.04	-34,399.07		21,189.08		57,975.98		0.00	-75,025.00	-133,000.98




FUND DEPT 2108-050 : DEVLPMNTL DISABILITY FUND - DEVL MNTL DISABILITY BOARD

5/13/2024 10:44:04 AM


PERIOD ENDING 4/30/2024

	ACTUAL LAST YEAR			ACTUAL THIS YEAR				ENCUMBRANCE	BUDGET	UNENCUMBERED BALANCE
	CURRENT MONTH	YEAR TO DATE	%	CURRENT MONTH	%	YEAR TO DATE	%			
REVENUES										
4001 PROPERTY TAX	0.00	0.00	0	0.00	0	0.00	0	0.00	5,188,983.00	5,188,983.00
4008 INVESTMENT EARNINGS	1,661.66	18,005.10	900	8,335.51	19	37,057.79	83	0.00	44,834.00	7,776.21
4009 MISCELLANEOUS REVENUES	0.00	0.00	0	0.00	0	0.00	0	0.00	5,000.00	5,000.00
TOTAL REVENUES	1,661.66	18,005.10	0	8,335.51	0	37,057.79	1	0.00	5,238,817.00	5,201,759.21
EXPENDITURES										
5020 SERVICES	2,280.00	1,488,882.00	31	320,571.00	6	1,495,595.00	29	0.00	5,245,817.00	3,750,222.00
TOTAL EXPENDITURES	2,280.00	1,488,882.00	31	320,571.00	6	1,495,595.00	29	0.00	5,245,817.00	3,750,222.00
OTHER FINANCING SOURCES (USES)										
6001 OTHER FINANCING SOURCES	0.00	0.00	0	0.00	0	0.00	0	0.00	7,000.00	7,000.00
7001 OTHER FINANCING USES	0.00	-50,000.00	100	0.00	0	0.00	0	0.00	0.00	0.00
TOTAL OTHER FINANCING SOURCES (USES)	0.00	-50,000.00		0.00		0.00		0.00	7,000.00	7,000.00
NET CHANGE IN FUND BALANCE	-618.34	-1,520,876.90		-312,235.49		-1,458,537.21		0.00	0.00	1,458,537.21



PERIOD ENDING 4/30/2024

	ACTUAL LAST YEAR			ACTUAL THIS YEAR				ENCUMBRANCE	BUDGET	UNENCUMBERED BALANCE
	CURRENT MONTH	YEAR TO DATE	%	CURRENT MONTH	%	YEAR TO DATE	%			
REVENUES										
4004 INTERGOVERNMENTAL REVENUE	0.00	0.00	0	4,550.40	0	9,300.40	0	0.00	18,880,000.00	18,870,699.60
4007 CHARGES FOR SERVICES	0.00	0.00	0	4.55	0	1,529.55	0	0.00	0.00	-1,529.55
TOTAL REVENUES	0.00	0.00	0	4,554.95	0	10,829.95	0	0.00	18,880,000.00	18,869,170.05
EXPENDITURES										
5001 SALARIES AND WAGES	0.00	0.00	0	102,168.48	4	401,781.67	16	0.00	2,571,600.00	2,169,818.33
5003 FRINGE BENEFITS	0.00	0.00	0	21,396.64	3	84,532.14	12	0.00	718,700.00	634,167.86
5010 COMMODITIES	0.00	0.00	0	6,933.79	5	23,263.35	15	0.00	151,800.00	128,536.65
5020 SERVICES	0.00	0.00	0	261,793.85	10	718,521.22	27	0.00	2,623,500.00	1,904,978.78
8000 CAPITAL OUTLAY	0.00	0.00	0	0.00	0	0.00	0	0.00	12,814,400.00	12,814,400.00
TOTAL EXPENDITURES	0.00	0.00	0	392,292.76	2	1,228,098.38	7	0.00	18,880,000.00	17,651,901.62
OTHER FINANCING SOURCES (USES)										
TOTAL OTHER FINANCING SOURCES (USES)	0.00	0.00		0.00		0.00		0.00	0.00	0.00
NET CHANGE IN FUND BALANCE	0.00	0.00		-387,737.81		-1,217,268.43		0.00	0.00	1,217,268.43



FUND DEPT 2110-110 : WORKFORCE DEVELOPMENT FND - WORKFORCE DEVELOPMENT

5/13/2024 10:44:04 AM

PERIOD ENDING 4/30/2024

	ACTUAL LAST YEAR			ACTUAL THIS YEAR				ENCUMBRANCE	BUDGET	UNENCUMBERED BALANCE
	CURRENT MONTH	YEAR TO DATE	%	CURRENT MONTH	%	YEAR TO DATE	%			
REVENUES										
4004 INTERGOVERNMENTAL REVENUE	176,247.67	558,514.85	21	343,523.49	9	778,788.79	21	0.00	3,678,000.00	2,899,211.21
4007 CHARGES FOR SERVICES	964.91	43,126.27	31	3,213.81	1	30,028.25	9	0.00	326,000.00	295,971.75
TOTAL REVENUES	177,212.58	601,641.12	21	346,737.30	9	808,817.04	20	0.00	4,004,000.00	3,195,182.96
EXPENDITURES										
5001 SALARIES AND WAGES	50,856.20	186,448.05	33	58,926.55	6	209,983.40	20	0.00	1,058,750.00	848,766.60
5003 FRINGE BENEFITS	15,331.11	53,813.31	18	15,502.37	5	59,010.14	17	0.00	341,500.00	282,489.86
5010 COMMODITIES	818.23	5,352.10	4	561.97	0	7,137.41	5	0.00	150,850.00	143,712.59
5020 SERVICES	312,969.62	577,823.50	32	213,158.09	8	683,215.07	25	0.00	2,695,900.00	2,012,684.93
TOTAL EXPENDITURES	379,975.16	823,436.96	29	288,148.98	7	959,346.02	23	0.00	4,247,000.00	3,287,653.98
OTHER FINANCING SOURCES (USES)										
TOTAL OTHER FINANCING SOURCES (USES)	0.00	0.00		0.00		0.00		0.00	0.00	0.00
NET CHANGE IN FUND BALANCE	-202,762.58	-221,795.84		58,588.32		-150,528.98		0.00	-243,000.00	-92,471.02



FUND DEPT 2120-060 : HWY IDOT REBUILD GRANT - HIGHWAY

5/13/2024 10:44:04 AM

PERIOD ENDING 4/30/2024

	ACTUAL LAST YEAR			ACTUAL THIS YEAR				ENCUMBRANCE	BUDGET	UNENCUMBERED BALANCE
	CURRENT MONTH	YEAR TO DATE	%	CURRENT MONTH	%	YEAR TO DATE	%			
REVENUES										
TOTAL REVENUES	<i>0.00</i>	<i>0.00</i>	<i>0</i>	<i>0.00</i>	<i>0</i>	<i>0.00</i>	<i>0</i>	<i>0.00</i>	<i>0.00</i>	<i>0.00</i>
EXPENDITURES										
TOTAL EXPENDITURES	<i>0.00</i>	<i>0.00</i>	<i>0</i>	<i>0.00</i>	<i>0</i>	<i>0.00</i>	<i>0</i>	<i>0.00</i>	<i>0.00</i>	<i>0.00</i>
NET CHANGE IN FUND BALANCE	<i>0.00</i>	<i>0.00</i>		<i>0.00</i>		<i>0.00</i>		<i>0.00</i>	<i>0.00</i>	<i>0.00</i>



FUND DEPT 2121-060 : TWP IDOT REBUILD GRANT - HIGHWAY

5/13/2024 10:44:04 AM

PERIOD ENDING 4/30/2024

	ACTUAL LAST YEAR			ACTUAL THIS YEAR				ENCUMBRANCE	BUDGET	UNENCUMBERED BALANCE
	CURRENT MONTH	YEAR TO DATE	%	CURRENT MONTH	%	YEAR TO DATE	%			
REVENUES										
TOTAL REVENUES	0.00	0.00	0	0.00	0	0.00	0	0.00	0.00	0.00
EXPENDITURES										
5020 SERVICES	181,145.61	244,774.17	5	0.00	0	0.00	0	0.00	0.00	0.00
TOTAL EXPENDITURES	181,145.61	244,774.17	5	0.00	0	0.00	0	0.00	0.00	0.00
NET CHANGE IN FUND BALANCE	-181,145.61	-244,774.17		0.00		0.00		0.00	0.00	0.00




FUND DEPT 2188-044 : SOCIAL SECURITY FUND - NURSING HOME

5/13/2024 10:44:04 AM

PERIOD ENDING 4/30/2024

	ACTUAL LAST YEAR			ACTUAL THIS YEAR				ENCUMBRANCE	BUDGET	UNENCUMBERED BALANCE
	CURRENT MONTH	YEAR TO DATE	%	CURRENT MONTH	%	YEAR TO DATE	%			
EXPENDITURES										
TOTAL EXPENDITURES	0.00	0.00	0	0.00	0	0.00	0	0.00	0.00	0.00
OTHER FINANCING SOURCES (USES)										
TOTAL OTHER FINANCING SOURCES (USES)	0.00	0.00		0.00		0.00		0.00	0.00	0.00
NET CHANGE IN FUND BALANCE	0.00	0.00		0.00		0.00		0.00	0.00	0.00



FUND DEPT 2188-075 : SOCIAL SECURITY FUND - GENERAL COUNTY

5/13/2024 10:44:04 AM

PERIOD ENDING 4/30/2024

	ACTUAL LAST YEAR			ACTUAL THIS YEAR				ENCUMBRANCE	BUDGET	UNENCUMBERED BALANCE
	CURRENT MONTH	YEAR TO DATE	%	CURRENT MONTH	%	YEAR TO DATE	%			
REVENUES										
4001 PROPERTY TAX	0.00	0.00	0	0.00	0	0.00	0	0.00	2,253,250.00	2,253,250.00
4008 INVESTMENT EARNINGS	1,336.50	9,649.55	107 2	1,149.29	13	10,632.01	118	0.00	9,000.00	-1,632.01
4009 MISCELLANEOUS REVENUES	0.00	0.01	0	0.00	0	0.00	0	0.00	0.00	0.00
TOTAL REVENUES	1,336.50	9,649.56	0	1,149.29	0	10,632.01	0	0.00	2,262,250.00	2,251,617.99
EXPENDITURES										
5003 FRINGE BENEFITS	148,811.31	506,925.67	25	154,413.35	7	580,096.60	26	0.00	2,262,250.00	1,682,153.40
TOTAL EXPENDITURES	148,811.31	506,925.67	25	154,413.35	7	580,096.60	26	0.00	2,262,250.00	1,682,153.40
OTHER FINANCING SOURCES (USES)										
6001 OTHER FINANCING SOURCES	0.00	9,535.16	0	0.00	0	0.00	0	0.00	0.00	0.00
TOTAL OTHER FINANCING SOURCES (USES)	0.00	9,535.16		0.00		0.00		0.00	0.00	0.00
NET CHANGE IN FUND BALANCE	-147,474.81	-487,740.95		-153,264.06		-569,464.59		0.00	0.00	569,464.59




FUND DEPT 2474-474 : RPC USDA REVOLVING LOANS - RPC USDA REVOLVING LOANS

5/13/2024 10:44:04 AM

PERIOD ENDING 4/30/2024

	ACTUAL LAST YEAR			ACTUAL THIS YEAR				ENCUMBRANCE	BUDGET	UNENCUMBERED BALANCE
	CURRENT MONTH	YEAR TO DATE	%	CURRENT MONTH	%	YEAR TO DATE	%			
REVENUES										
4008 INVESTMENT EARNINGS	1,192.42	4,083.76	27	772.32	5	3,262.07	22	0.00	15,040.00	11,777.93
TOTAL REVENUES	1,192.42	4,083.76	27	772.32	5	3,262.07	22	0.00	15,040.00	11,777.93
EXPENDITURES										
5020 SERVICES	0.00	0.00	0	0.00	0	0.00	0	0.00	35,000.00	35,000.00
TOTAL EXPENDITURES	0.00	0.00	0	0.00	0	0.00	0	0.00	35,000.00	35,000.00
OTHER FINANCING SOURCES (USES)										
7001 OTHER FINANCING USES	0.00	0.00	0	-1,048.17	13	-1,048.17	13	0.00	-8,000.00	-6,951.83
TOTAL OTHER FINANCING SOURCES (USES)	0.00	0.00		-1,048.17		-1,048.17		0.00	-8,000.00	-6,951.83
NET CHANGE IN FUND BALANCE	1,192.42	4,083.76		-275.85		2,213.90		0.00	-27,960.00	-30,173.90



FUND DEPT 2475-475 : RPC ECON DEVELOPMNT LOANS - RPC ECON DEVELOPMNT LOANS

5/13/2024 10:44:04 AM

PERIOD ENDING 4/30/2024

	ACTUAL LAST YEAR			ACTUAL THIS YEAR				ENCUMBRANCE	BUDGET	UNENCUMBERED BALANCE
	CURRENT MONTH	YEAR TO DATE	%	CURRENT MONTH	%	YEAR TO DATE	%			
REVENUES										
4008 INVESTMENT EARNINGS	20,637.96	69,354.69	84	14,279.11	19	55,015.19	72	0.00	76,000.00	20,984.81
TOTAL REVENUES	20,637.96	69,354.69	84	14,279.11	19	55,015.19	72	0.00	76,000.00	20,984.81
EXPENDITURES										
5020 SERVICES	0.00	0.00	0	0.00	0	0.00	0	0.00	80,000.00	80,000.00
TOTAL EXPENDITURES	0.00	0.00	0	0.00	0	0.00	0	0.00	80,000.00	80,000.00
OTHER FINANCING SOURCES (USES)										
6001 OTHER FINANCING SOURCES	0.00	0.00	0	0.00	0	0.00	0	0.00	100,000.00	100,000.00
7001 OTHER FINANCING USES	0.00	0.00	0	-339.53	0	-339.53	0	0.00	-140,000.00	-139,660.47
TOTAL OTHER FINANCING SOURCES (USES)	0.00	0.00		-339.53		-339.53		0.00	-40,000.00	-39,660.47
NET CHANGE IN FUND BALANCE	20,637.96	69,354.69		13,939.58		54,675.66		0.00	-44,000.00	-98,675.66



FUND DEPT 2500-075 : COUNTY GRANT FUND - GENERAL COUNTY

5/13/2024 10:44:04 AM

PERIOD ENDING 4/30/2024

	ACTUAL LAST YEAR			ACTUAL THIS YEAR				ENCUMBRANCE	BUDGET	UNENCUMBERED BALANCE
	CURRENT MONTH	YEAR TO DATE	%	CURRENT MONTH	%	YEAR TO DATE	%			
REVENUES										
TOTAL REVENUES	<i>0.00</i>	<i>0.00</i>	<i>0</i>	<i>0.00</i>	<i>0</i>	<i>0.00</i>	<i>0</i>	<i>0.00</i>	<i>0.00</i>	<i>0.00</i>
EXPENDITURES										
TOTAL EXPENDITURES	<i>0.00</i>	<i>0.00</i>	<i>0</i>	<i>0.00</i>	<i>0</i>	<i>0.00</i>	<i>0</i>	<i>0.00</i>	<i>0.00</i>	<i>0.00</i>
NET CHANGE IN FUND BALANCE	<i>0.00</i>	<i>0.00</i>		<i>0.00</i>		<i>0.00</i>		<i>0.00</i>	<i>0.00</i>	<i>0.00</i>



FUND DEPT 2609-026 : TAX INDEMNITY FUND - COUNTY TREASURER

5/13/2024 10:44:04 AM

PERIOD ENDING 4/30/2024

	ACTUAL LAST YEAR			ACTUAL THIS YEAR				ENCUMBRANCE	BUDGET	UNENCUMBERED BALANCE
	CURRENT MONTH	YEAR TO DATE	%	CURRENT MONTH	%	YEAR TO DATE	%			
REVENUES										
4007 CHARGES FOR SERVICES	0.00	0.00	0	720.00	0	2,500.00	0	0.00	0.00	-2,500.00
4008 INVESTMENT EARNINGS	564.25	1,685.34	0	1,891.32	42	6,342.46	141	0.00	4,500.00	-1,842.46
TOTAL REVENUES	564.25	1,685.34	0	2,611.32	58	8,842.46	196	0.00	4,500.00	-4,342.46
EXPENDITURES										
5020 SERVICES	0.00	0.00	0	0.00	0	0.00	0	0.00	207,000.00	207,000.00
TOTAL EXPENDITURES	0.00	0.00	0	0.00	0	0.00	0	0.00	207,000.00	207,000.00
OTHER FINANCING SOURCES (USES)										
TOTAL OTHER FINANCING SOURCES (USES)	0.00	0.00		0.00		0.00		0.00	0.00	0.00
NET CHANGE IN FUND BALANCE	564.25	1,685.34		2,611.32		8,842.46		0.00	-202,500.00	-211,342.46




FUND DEPT 2610-026 : WORKING CASH FUND - COUNTY TREASURER

5/13/2024 10:44:04 AM

PERIOD ENDING 4/30/2024

	ACTUAL LAST YEAR			ACTUAL THIS YEAR				ENCUMBRANCE	BUDGET	UNENCUMBERED BALANCE
	CURRENT MONTH	YEAR TO DATE	%	CURRENT MONTH	%	YEAR TO DATE	%			
REVENUES										
4008 INVESTMENT EARNINGS	407.93	3,052.27	44	1,475.79	18	5,033.30	63	0.00	8,000.00	2,966.70
TOTAL REVENUES	407.93	3,052.27	44	1,475.79	18	5,033.30	63	0.00	8,000.00	2,966.70
OTHER FINANCING SOURCES (USES)										
7001 OTHER FINANCING USES	0.00	0.00	0	0.00	0	0.00	0	0.00	-8,000.00	-8,000.00
TOTAL OTHER FINANCING SOURCES (USES)	0.00	0.00		0.00		0.00		0.00	-8,000.00	-8,000.00
NET CHANGE IN FUND BALANCE	407.93	3,052.27		1,475.79		5,033.30		0.00	0.00	-5,033.30



FUND DEPT 2611-022 : COUNTY CLK SURCHARGE FUND - COUNTY CLERK

5/13/2024 10:44:04 AM

PERIOD ENDING 4/30/2024

	ACTUAL LAST YEAR			ACTUAL THIS YEAR				ENCUMBRANCE	BUDGET	UNENCUMBERED BALANCE
	CURRENT MONTH	YEAR TO DATE	%	CURRENT MONTH	%	YEAR TO DATE	%			
REVENUES										
4007 CHARGES FOR SERVICES	878.00	2,659.00	0	0.00	0	0.00	0	0.00	0.00	0.00
TOTAL REVENUES	878.00	2,659.00	0	0.00	0	0.00	0	0.00	0.00	0.00
EXPENDITURES										
TOTAL EXPENDITURES	0.00	0.00	0	0.00	0	0.00	0	0.00	0.00	0.00
NET CHANGE IN FUND BALANCE	878.00	2,659.00		0.00		0.00		0.00	0.00	0.00



FUND DEPT 2612-040 : SHERIFF DRUG FORFEITURES - SHERIFF

5/13/2024 10:44:04 AM

PERIOD ENDING 4/30/2024

	ACTUAL LAST YEAR			ACTUAL THIS YEAR				ENCUMBRANCE	BUDGET	UNENCUMBERED BALANCE
	CURRENT MONTH	YEAR TO DATE	%	CURRENT MONTH	%	YEAR TO DATE	%			
REVENUES										
4005 FINES AND FORFEITURES	0.00	37.50	0	3,260.07	33	7,855.43	79	0.00	10,000.00	2,144.57
4008 INVESTMENT EARNINGS	118.90	904.48	904	494.07	25	1,661.07	83	0.00	2,000.00	338.93
TOTAL REVENUES	118.90	941.98	9	3,754.14	31	9,516.50	79	0.00	12,000.00	2,483.50
EXPENDITURES										
5010 COMMODITIES	869.78	2,442.83	44	1,054.55	12	1,866.39	22	0.00	8,500.00	6,633.61
5020 SERVICES	418.02	1,181.02	8	1,353.39	23	1,731.91	30	0.00	5,800.00	4,068.09
TOTAL EXPENDITURES	1,287.80	3,623.85	17	2,407.94	17	3,598.30	25	0.00	14,300.00	10,701.70
OTHER FINANCING SOURCES (USES)										
TOTAL OTHER FINANCING SOURCES (USES)	0.00	0.00		0.00		0.00		0.00	0.00	0.00
NET CHANGE IN FUND BALANCE	-1,168.90	-2,681.87		1,346.20		5,918.20		0.00	-2,300.00	-8,218.20



FUND DEPT 2613-030 : COURT'S AUTOMATION FUND - CIRCUIT CLERK

5/13/2024 10:44:04 AM

PERIOD ENDING 4/30/2024

	ACTUAL LAST YEAR			ACTUAL THIS YEAR				ENCUMBRANCE	BUDGET	UNENCUMBERED BALANCE
	CURRENT MONTH	YEAR TO DATE	%	CURRENT MONTH	%	YEAR TO DATE	%			
REVENUES										
4007 CHARGES FOR SERVICES	25,533.53	66,764.44	33	19,503.37	9	57,406.74	27	0.00	215,000.00	157,593.26
4008 INVESTMENT EARNINGS	48.96	473.16	0	481.77	60	2,198.30	275	0.00	800.00	-1,398.30
TOTAL REVENUES	25,582.49	67,237.60	27	19,985.14	9	59,605.04	28	0.00	215,800.00	156,194.96
EXPENDITURES										
5010 COMMODITIES	0.00	0.00	0	0.00	0	0.00	0	0.00	10,000.00	10,000.00
5020 SERVICES	0.00	117,831.31	42	0.00	0	136,295.58	68	0.00	199,961.00	63,665.42
TOTAL EXPENDITURES	0.00	117,831.31	34	0.00	0	136,295.58	65	0.00	209,961.00	73,665.42
OTHER FINANCING SOURCES (USES)										
TOTAL OTHER FINANCING SOURCES (USES)	0.00	0.00		0.00		0.00		0.00	0.00	0.00
NET CHANGE IN FUND BALANCE	25,582.49	-50,593.71		19,985.14		-76,690.54		0.00	5,839.00	82,529.54



FUND DEPT 2614-023 : RECORDER'S AUTOMATION FND - RECORDER

5/13/2024 10:44:04 AM

PERIOD ENDING 4/30/2024

	ACTUAL LAST YEAR			ACTUAL THIS YEAR				ENCUMBRANCE	BUDGET	UNENCUMBERED BALANCE
	CURRENT MONTH	YEAR TO DATE	%	CURRENT MONTH	%	YEAR TO DATE	%			
REVENUES										
4007 CHARGES FOR SERVICES	18,823.04	45,176.34	25	22,985.99	13	61,650.33	34	0.00	180,000.00	118,349.67
4008 INVESTMENT EARNINGS	542.79	4,550.42	455	2,614.32	261	8,919.66	892	0.00	1,000.00	-7,919.66
TOTAL REVENUES	19,365.83	49,726.76	27	25,600.31	14	70,569.99	39	0.00	181,000.00	110,430.01
EXPENDITURES										
5001 SALARIES AND WAGES	1,251.72	4,413.96	16	1,301.88	5	4,590.86	16	0.00	27,933.00	23,342.14
5003 FRINGE BENEFITS	201.16	540.62	26	140.34	6	503.62	23	0.00	2,224.00	1,720.38
5010 COMMODITIES	0.00	7,060.71	41	0.00	0	0.00	0	0.00	8,500.00	8,500.00
5020 SERVICES	1,250.75	82,603.65	51	9,306.24	7	84,887.05	64	0.00	133,343.00	48,455.95
8000 CAPITAL OUTLAY	0.00	0.00	0	0.00	0	0.00	0	0.00	2,840.00	2,840.00
TOTAL EXPENDITURES	2,703.63	94,618.94	45	10,748.46	6	89,981.53	51	0.00	174,840.00	84,858.47
NET CHANGE IN FUND BALANCE	16,662.20	-44,892.18		14,851.85		-19,411.54		0.00	6,160.00	25,571.54



FUND DEPT 2615-036 : PUBLIC DEFENDER AUTOMATN - PUBLIC DEFENDER

5/13/2024 10:44:04 AM

PERIOD ENDING 4/30/2024

	ACTUAL LAST YEAR			ACTUAL THIS YEAR				ENCUMBRANCE	BUDGET	UNENCUMBERED BALANCE
	CURRENT MONTH	YEAR TO DATE	%	CURRENT MONTH	%	YEAR TO DATE	%			
REVENUES										
4007 CHARGES FOR SERVICES	625.50	1,242.50	191	458.00	13	1,325.00	36	0.00	3,640.00	2,315.00
TOTAL REVENUES	625.50	1,242.50	191	458.00	13	1,325.00	36	0.00	3,640.00	2,315.00
EXPENDITURES										
5010 COMMODITIES	0.00	0.00	0	0.00	0	0.00	0	0.00	3,640.00	3,640.00
TOTAL EXPENDITURES	0.00	0.00	0	0.00	0	0.00	0	0.00	3,640.00	3,640.00
NET CHANGE IN FUND BALANCE	625.50	1,242.50		458.00		1,325.00		0.00	0.00	-1,325.00




FUND DEPT 2617-030 : CHILD SUPPORT SERV FUND - CIRCUIT CLERK

5/13/2024 10:44:04 AM

PERIOD ENDING 4/30/2024

	ACTUAL LAST YEAR			ACTUAL THIS YEAR				ENCUMBRANCE	BUDGET	UNENCUMBERED BALANCE
	CURRENT MONTH	YEAR TO DATE	%	CURRENT MONTH	%	YEAR TO DATE	%			
REVENUES										
4007 CHARGES FOR SERVICES	0.00	324.00	3	720.00	18	6,552.00	164	0.00	4,000.00	-2,552.00
4008 INVESTMENT EARNINGS	48.83	366.17	0	240.77	0	723.81	0	0.00	0.00	-723.81
TOTAL REVENUES	48.83	690.17	7	960.77	24	7,275.81	182	0.00	4,000.00	-3,275.81
EXPENDITURES										
5020 SERVICES	0.00	2,500.00	25	0.00	0	0.00	0	0.00	0.00	0.00
TOTAL EXPENDITURES	0.00	2,500.00	25	0.00	0	0.00	0	0.00	0.00	0.00
OTHER FINANCING SOURCES (USES)										
7001 OTHER FINANCING USES	0.00	0.00	0	0.00	0	0.00	0	0.00	-4,000.00	-4,000.00
TOTAL OTHER FINANCING SOURCES (USES)	0.00	0.00		0.00		0.00		0.00	-4,000.00	-4,000.00
NET CHANGE IN FUND BALANCE	48.83	-1,809.83		960.77		7,275.81		0.00	0.00	-7,275.81




FUND DEPT 2618-051 : PROBATION SERVICES FUND - JUVENILE DETENTION CENTER

5/13/2024 10:44:04 AM

PERIOD ENDING 4/30/2024

	ACTUAL LAST YEAR			ACTUAL THIS YEAR				ENCUMBRANCE	BUDGET	UNENCUMBERED BALANCE
	CURRENT MONTH	YEAR TO DATE	%	CURRENT MONTH	%	YEAR TO DATE	%			
REVENUES										
4007 CHARGES FOR SERVICES	3,794.00	8,949.93	26	2,831.75	7	8,849.85	23	0.00	38,700.00	29,850.15
TOTAL REVENUES	3,794.00	8,949.93	26	2,831.75	7	8,849.85	23	0.00	38,700.00	29,850.15
EXPENDITURES										
5020 SERVICES	0.00	0.00	0	0.00	0	0.00	0	0.00	75,000.00	75,000.00
TOTAL EXPENDITURES	0.00	0.00	0	0.00	0	0.00	0	0.00	75,000.00	75,000.00
OTHER FINANCING SOURCES (USES)										
TOTAL OTHER FINANCING SOURCES (USES)	0.00	0.00		0.00		0.00		0.00	0.00	0.00
NET CHANGE IN FUND BALANCE	3,794.00	8,949.93		2,831.75		8,849.85		0.00	-36,300.00	-45,149.85



FUND DEPT 2618-052 : PROBATION SERVICES FUND - COURT SERVICES -PROBATION

5/13/2024 10:44:04 AM

PERIOD ENDING 4/30/2024

	ACTUAL LAST YEAR			ACTUAL THIS YEAR				ENCUMBRANCE	BUDGET	UNENCUMBERED BALANCE
	CURRENT MONTH	YEAR TO DATE	%	CURRENT MONTH	%	YEAR TO DATE	%			
REVENUES										
4007 CHARGES FOR SERVICES	31,306.87	81,582.79	25	19,706.02	7	50,435.77	18	0.00	287,000.00	236,564.23
4008 INVESTMENT EARNINGS	2,201.08	16,223.17	361	8,317.16	21	28,180.03	70	0.00	40,000.00	11,819.97
4009 MISCELLANEOUS REVENUES	25.00	100.00	20	0.00	0	0.00	0	0.00	500.00	500.00
TOTAL REVENUES	33,532.95	97,905.96	30	28,023.18	9	78,615.80	24	0.00	327,500.00	248,884.20
EXPENDITURES										
5010 COMMODITIES	4,650.38	9,415.43	11	3,019.09	4	8,893.80	11	0.00	79,500.00	70,606.20
5020 SERVICES	12,617.84	33,899.41	12	9,277.03	3	39,011.85	12	0.00	334,500.00	295,488.15
TOTAL EXPENDITURES	17,268.22	43,314.84	10	12,296.12	3	47,905.65	12	0.00	414,000.00	366,094.35
OTHER FINANCING SOURCES (USES)										
7001 OTHER FINANCING USES	0.00	0.00	0	0.00	0	0.00	0	0.00	-10,000.00	-10,000.00
TOTAL OTHER FINANCING SOURCES (USES)	0.00	0.00		0.00		0.00		0.00	-10,000.00	-10,000.00
NET CHANGE IN FUND BALANCE	16,264.73	54,591.12		15,727.06		30,710.15		0.00	-96,500.00	-127,210.15




FUND DEPT 2619-026 : TAX SALE AUTOMATION FUND - COUNTY TREASURER

5/13/2024 10:44:04 AM

PERIOD ENDING 4/30/2024

	ACTUAL LAST YEAR			ACTUAL THIS YEAR				ENCUMBRANCE	BUDGET	UNENCUMBERED BALANCE
	CURRENT MONTH	YEAR TO DATE	%	CURRENT MONTH	%	YEAR TO DATE	%			
REVENUES										
4007 CHARGES FOR SERVICES	1,910.00	3,727.60	22	1,702.00	10	2,880.00	17	0.00	17,000.00	14,120.00
4008 INVESTMENT EARNINGS	13.93	111.79	56	113.26	57	357.56	179	0.00	200.00	-157.56
TOTAL REVENUES	1,923.93	3,839.39	22	1,815.26	11	3,237.56	19	0.00	17,200.00	13,962.44
EXPENDITURES										
5001 SALARIES AND WAGES	632.00	632.00	5	0.00	0	0.00	0	0.00	18,500.00	18,500.00
5003 FRINGE BENEFITS	48.34	48.34	4	0.00	0	0.00	0	0.00	1,171.00	1,171.00
5010 COMMODITIES	0.00	0.00	0	0.00	0	0.00	0	0.00	2,000.00	2,000.00
5020 SERVICES	0.00	205.00	8	0.00	0	430.00	17	0.00	2,500.00	2,070.00
TOTAL EXPENDITURES	680.34	885.34	5	0.00	0	430.00	2	0.00	24,171.00	23,741.00
NET CHANGE IN FUND BALANCE	1,243.59	2,954.05		1,815.26		2,807.56		0.00	-6,971.00	-9,778.56



FUND DEPT 2621-041 : STS ATTY DRUG FORFEITURES - STATES ATTORNEY

5/13/2024 10:44:04 AM

PERIOD ENDING 4/30/2024

	ACTUAL LAST YEAR			ACTUAL THIS YEAR				ENCUMBRANCE	BUDGET	UNENCUMBERED BALANCE
	CURRENT MONTH	YEAR TO DATE	%	CURRENT MONTH	%	YEAR TO DATE	%			
REVENUES										
4005 FINES AND FORFEITURES	0.00	5,542.98	23	829.37	3	7,303.73	30	0.00	24,000.00	16,696.27
4008 INVESTMENT EARNINGS	103.34	815.73	108 8	295.27	24	972.61	78	0.00	1,250.00	277.39
TOTAL REVENUES	103.34	6,358.71	26	1,124.64	4	8,276.34	33	0.00	25,250.00	16,973.66
EXPENDITURES										
5010 COMMODITIES	4,779.33	9,809.57	16	0.00	0	0.00	0	0.00	10,725.00	10,725.00
5020 SERVICES	756.00	5,617.80	12	0.00	0	4,871.00	20	0.00	24,275.00	19,404.00
TOTAL EXPENDITURES	5,535.33	15,427.37	14	0.00	0	4,871.00	14	0.00	35,000.00	30,129.00
OTHER FINANCING SOURCES (USES)										
TOTAL OTHER FINANCING SOURCES (USES)	0.00	0.00		0.00		0.00		0.00	0.00	0.00
NET CHANGE IN FUND BALANCE	-5,431.99	-9,068.66		1,124.64		3,405.34		0.00	-9,750.00	-13,155.34



FUND DEPT 2627-026 : PROPERTY TAX INT FEE FUND - COUNTY TREASURER

5/13/2024 10:44:04 AM

PERIOD ENDING 4/30/2024

	ACTUAL LAST YEAR			ACTUAL THIS YEAR				ENCUMBRANCE	BUDGET	UNENCUMBERED BALANCE
	CURRENT MONTH	YEAR TO DATE	%	CURRENT MONTH	%	YEAR TO DATE	%			
REVENUES										
4007 CHARGES FOR SERVICES	60.00	300.00	1	60.00	0	300.00	1	0.00	55,000.00	54,700.00
4008 INVESTMENT EARNINGS	0.42	141.33	7	16.07	1	4,219.75	211	0.00	2,000.00	-2,219.75
TOTAL REVENUES	60.42	441.33	1	76.07	0	4,519.75	8	0.00	57,000.00	52,480.25
OTHER FINANCING SOURCES (USES)										
7001 OTHER FINANCING USES	0.00	0.00	0	0.00	0	0.00	0	0.00	-57,000.00	-57,000.00
TOTAL OTHER FINANCING SOURCES (USES)	0.00	0.00		0.00		0.00		0.00	-57,000.00	-57,000.00
NET CHANGE IN FUND BALANCE	60.42	441.33		76.07		4,519.75		0.00	0.00	-4,519.75



FUND DEPT 2628-022 : ELECTN ASSIST/ACCESSIBLTY - COUNTY CLERK

5/13/2024 10:44:04 AM

PERIOD ENDING 4/30/2024

	ACTUAL LAST YEAR			ACTUAL THIS YEAR				ENCUMBRANCE	BUDGET	UNENCUMBERED BALANCE
	CURRENT MONTH	YEAR TO DATE	%	CURRENT MONTH	%	YEAR TO DATE	%			
REVENUES										
4004 INTERGOVERNMENTAL REVENUE	0.00	0.00	0	65,550.00	31	67,050.00	31	0.00	214,677.00	147,627.00
TOTAL REVENUES	0.00	0.00	0	65,550.00	31	67,050.00	31	0.00	214,677.00	147,627.00
EXPENDITURES										
5001 SALARIES AND WAGES	1,359.00	6,767.00	10	2,103.75	3	5,218.75	7	0.00	70,000.00	64,781.25
5003 FRINGE BENEFITS	216.46	560.82	8	169.77	2	421.16	6	0.00	7,035.00	6,613.84
5010 COMMODITIES	0.00	0.00	0	0.00	0	18,761.17	33	0.00	56,337.00	37,575.83
5020 SERVICES	19,353.28	121,179.01	89	4,940.56	6	7,762.17	10	0.00	81,305.00	73,542.83
TOTAL EXPENDITURES	20,928.74	128,506.83	56	7,214.08	3	32,163.25	15	0.00	214,677.00	182,513.75
OTHER FINANCING SOURCES (USES)										
TOTAL OTHER FINANCING SOURCES (USES)	0.00	0.00		0.00		0.00		0.00	0.00	0.00
NET CHANGE IN FUND BALANCE	-20,928.74	-128,506.83		58,335.92		34,886.75		0.00	0.00	-34,886.75



FUND DEPT 2629-010 : COUNTY HISTORICAL FUND - COUNTY BOARD

5/13/2024 10:44:04 AM

PERIOD ENDING 4/30/2024

	ACTUAL LAST YEAR			ACTUAL THIS YEAR				ENCUMBRANCE	BUDGET	UNENCUMBERED BALANCE
	CURRENT MONTH	YEAR TO DATE	%	CURRENT MONTH	%	YEAR TO DATE	%			
REVENUES										
4008 INVESTMENT EARNINGS	9.74	72.59	242	35.78	36	121.14	121	0.00	100.00	-21.14
TOTAL REVENUES	9.74	72.59	242	35.78	36	121.14	121	0.00	100.00	-21.14
EXPENDITURES										
5020 SERVICES	0.00	0.00	0	0.00	0	0.00	0	0.00	5,000.00	5,000.00
TOTAL EXPENDITURES	0.00	0.00	0	0.00	0	0.00	0	0.00	5,000.00	5,000.00
NET CHANGE IN FUND BALANCE	9.74	72.59		35.78		121.14		0.00	-4,900.00	-5,021.14




FUND DEPT 2630-030 : CIR CLK OPERATION & ADMIN - CIRCUIT CLERK

5/13/2024 10:44:04 AM

PERIOD ENDING 4/30/2024

	ACTUAL LAST YEAR			ACTUAL THIS YEAR				ENCUMBRANCE	BUDGET	UNENCUMBERED BALANCE
	CURRENT MONTH	YEAR TO DATE	%	CURRENT MONTH	%	YEAR TO DATE	%			
REVENUES										
4004 INTERGOVERNMENTAL REVENUE	0.00	0.00	0	0.00	0	16,494.47	0	0.00	0.00	-16,494.47
4007 CHARGES FOR SERVICES	78,741.41	195,951.05	44	54,278.67	10	148,407.43	26	0.00	569,463.00	421,055.57
4008 INVESTMENT EARNINGS	287.57	3,987.00	0	1,917.86	0	5,314.07	0	0.00	0.00	-5,314.07
TOTAL REVENUES	79,028.98	199,938.05	42	56,196.53	10	170,215.97	30	0.00	569,463.00	399,247.03
EXPENDITURES										
5010 COMMODITIES	79.07	4,549.97	5	0.00	0	0.00	0	0.00	0.00	0.00
5020 SERVICES	25,265.00	35,193.75	18	0.00	0	0.00	0	0.00	0.00	0.00
TOTAL EXPENDITURES	25,344.07	39,743.72	10	0.00	0	0.00	0	0.00	0.00	0.00
OTHER FINANCING SOURCES (USES)										
7001 OTHER FINANCING USES	0.00	0.00	0	0.00	0	0.00	0	0.00	-569,463.00	-569,463.00
TOTAL OTHER FINANCING SOURCES (USES)	0.00	0.00		0.00		0.00		0.00	-569,463.00	-569,463.00
NET CHANGE IN FUND BALANCE	53,684.91	160,194.33		56,196.53		170,215.97		0.00	0.00	-170,215.97



FUND DEPT 2632-030 : CIR CLK ELCTRNC CITATIONS - CIRCUIT CLERK

5/13/2024 10:44:04 AM

PERIOD ENDING 4/30/2024

	ACTUAL LAST YEAR			ACTUAL THIS YEAR				ENCUMBRANCE	BUDGET	UNENCUMBERED BALANCE
	CURRENT MONTH	YEAR TO DATE	%	CURRENT MONTH	%	YEAR TO DATE	%			
REVENUES										
4007 CHARGES FOR SERVICES	5,549.50	14,130.99	31	4,641.21	8	14,972.05	26	0.00	58,000.00	43,027.95
4008 INVESTMENT EARNINGS	305.59	2,229.54	0	1,388.19	69	4,613.53	231	0.00	2,000.00	-2,613.53
TOTAL REVENUES	5,855.09	16,360.53	36	6,029.40	10	19,585.58	33	0.00	60,000.00	40,414.42
EXPENDITURES										
5010 COMMODITIES	0.00	0.00	0	0.00	0	0.00	0	0.00	135,000.00	135,000.00
5020 SERVICES	0.00	0.00	0	0.00	0	0.00	0	0.00	365,000.00	365,000.00
TOTAL EXPENDITURES	0.00	0.00	0	0.00	0	0.00	0	0.00	500,000.00	500,000.00
NET CHANGE IN FUND BALANCE	5,855.09	16,360.53		6,029.40		19,585.58		0.00	-440,000.00	-459,585.58



FUND DEPT 2633-041 : STS ATTY RECORDS AUTOMATN - STATES ATTORNEY

5/13/2024 10:44:04 AM

PERIOD ENDING 4/30/2024

	ACTUAL LAST YEAR			ACTUAL THIS YEAR				ENCUMBRANCE	BUDGET	UNENCUMBERED BALANCE
	CURRENT MONTH	YEAR TO DATE	%	CURRENT MONTH	%	YEAR TO DATE	%			
REVENUES										
4007 CHARGES FOR SERVICES	397.00	1,031.00	21	378.00	9	1,069.00	27	0.00	4,000.00	2,931.00
4008 INVESTMENT EARNINGS	8.86	62.98	420	31.60	21	100.95	67	0.00	150.00	49.05
TOTAL REVENUES	405.86	1,093.98	22	409.60	10	1,169.95	28	0.00	4,150.00	2,980.05
EXPENDITURES										
5020 SERVICES	0.00	0.00	0	0.00	0	0.00	0	0.00	4,000.00	4,000.00
TOTAL EXPENDITURES	0.00	0.00	0	0.00	0	0.00	0	0.00	4,000.00	4,000.00
NET CHANGE IN FUND BALANCE	405.86	1,093.98		409.60		1,169.95		0.00	150.00	-1,019.95



FUND DEPT 2634-036 : PUBLIC DEFENDER GRANT FUND - PUBLIC DEFENDER

5/13/2024 10:44:04 AM

PERIOD ENDING 4/30/2024

	ACTUAL LAST YEAR			ACTUAL THIS YEAR				ENCUMBRANCE	BUDGET	UNENCUMBERED BALANCE
	CURRENT MONTH	YEAR TO DATE	%	CURRENT MONTH	%	YEAR TO DATE	%			
REVENUES										
4004 INTERGOVERNMENTAL REVENUE	0.00	0.00	0	0.00	0	0.00	0	0.00	144,979.00	144,979.00
TOTAL REVENUES	0.00	0.00	0	0.00	0	0.00	0	0.00	144,979.00	144,979.00
EXPENDITURES										
5001 SALARIES AND WAGES	0.00	0.00	0	3,847.60	2	6,733.30	4	0.00	175,037.00	168,303.70
5003 FRINGE BENEFITS	0.00	0.00	0	379.09	0	662.86	0	0.00	0.00	-662.86
5010 COMMODITIES	0.00	0.00	0	0.00	0	6,369.63	26	0.00	24,594.00	18,224.37
5020 SERVICES	0.00	0.00	0	0.00	0	13,827.15	41	0.00	33,770.00	19,942.85
TOTAL EXPENDITURES	0.00	0.00	0	4,226.69	2	27,592.94	12	0.00	233,401.00	205,808.06
NET CHANGE IN FUND BALANCE	0.00	0.00		-4,226.69		-27,592.94		0.00	-88,422.00	-60,829.06



FUND DEPT 2635-040 : CANNABIS REGULATION FUND - SHERIFF

5/13/2024 10:44:04 AM

PERIOD ENDING 4/30/2024

	ACTUAL LAST YEAR			ACTUAL THIS YEAR				ENCUMBRANCE	BUDGET	UNENCUMBERED BALANCE
	CURRENT MONTH	YEAR TO DATE	%	CURRENT MONTH	%	YEAR TO DATE	%			
REVENUES										
4004 INTERGOVERNMENTAL REVENUE	4,289.85	8,007.11	17	8,742.78	18	8,742.78	18	0.00	48,000.00	39,257.22
4008 INVESTMENT EARNINGS	111.73	818.86	819	465.53	19	1,691.94	68	0.00	2,500.00	808.06
TOTAL REVENUES	4,401.58	8,825.97	18	9,208.31	18	10,434.72	21	0.00	50,500.00	40,065.28
EXPENDITURES										
5010 COMMODITIES	0.00	0.00	0	0.00	0	0.00	0	2,099.00	2,099.58	0.58
5020 SERVICES	0.00	0.00	0	0.00	0	21,753.42	92	300.00	23,593.42	1,540.00
8000 CAPITAL OUTLAY	0.00	0.00	0	0.00	0	0.00	0	22,006.40	22,307.00	300.60
TOTAL EXPENDITURES	0.00	0.00	0	0.00	0	21,753.42	45	24,405.40	48,000.00	1,841.18
NET CHANGE IN FUND BALANCE	4,401.58	8,825.97		9,208.31		-11,318.70		-24,405.40	2,500.00	38,224.10



FUND DEPT 2638-042 : CORONER STATUTORY FEES - CORONER

5/13/2024 10:44:04 AM

PERIOD ENDING 4/30/2024

	ACTUAL LAST YEAR			ACTUAL THIS YEAR				ENCUMBRANCE	BUDGET	UNENCUMBERED BALANCE
	CURRENT MONTH	YEAR TO DATE	%	CURRENT MONTH	%	YEAR TO DATE	%			
REVENUES										
4007 CHARGES FOR SERVICES	10,681.88	17,291.88	26	100.00	0	40,300.00	35	0.00	116,800.00	76,500.00
TOTAL REVENUES	10,681.88	17,291.88	26	100.00	0	40,300.00	35	0.00	116,800.00	76,500.00
EXPENDITURES										
5010 COMMODITIES	1,615.14	6,812.09	25	53.05	0	1,496.57	3	0.00	44,280.00	42,783.43
5020 SERVICES	1,708.66	4,956.47	36	1,554.56	5	6,187.52	21	0.00	29,221.00	23,033.48
8000 CAPITAL OUTLAY	0.00	0.00	0	0.00	0	63,625.03	98	0.00	65,000.00	1,374.97
TOTAL EXPENDITURES	3,323.80	11,768.56	14	1,607.61	1	71,309.12	51	0.00	138,501.00	67,191.88
NET CHANGE IN FUND BALANCE	7,358.08	5,523.32		-1,507.61		-31,009.12		0.00	-21,701.00	9,308.12



FUND DEPT 2638-140 : CORONER STATUTORY FEES - CORRECTIONAL CENTER

5/13/2024 10:44:04 AM

PERIOD ENDING 4/30/2024

	ACTUAL LAST YEAR			ACTUAL THIS YEAR				ENCUMBRANCE	BUDGET	UNENCUMBERED BALANCE
	CURRENT MONTH	YEAR TO DATE	%	CURRENT MONTH	%	YEAR TO DATE	%			
EXPENDITURES										
TOTAL EXPENDITURES	0.00	0.00	0	0.00	0	0.00	0	0.00	0.00	0.00
NET CHANGE IN FUND BALANCE	0.00	0.00		0.00		0.00		0.00	0.00	0.00



FUND DEPT 2658-140 : JAIL COMMISSARY - CORRECTIONAL CENTER

5/13/2024 10:44:04 AM

PERIOD ENDING 4/30/2024

	ACTUAL LAST YEAR			ACTUAL THIS YEAR				ENCUMBRANCE	BUDGET	UNENCUMBERED BALANCE
	CURRENT MONTH	YEAR TO DATE	%	CURRENT MONTH	%	YEAR TO DATE	%			
REVENUES										
4008 INVESTMENT EARNINGS	694.19	5,160.08	397	2,793.86	19	9,376.17	63	0.00	15,000.00	5,623.83
4009 MISCELLANEOUS REVENUES	0.00	13,820.25	13	16,351.24	16	28,590.21	29	0.00	100,000.00	71,409.79
TOTAL REVENUES	694.19	18,980.33	17	19,145.10	17	37,966.38	33	0.00	115,000.00	77,033.62
EXPENDITURES										
5010 COMMODITIES	902.44	2,341.36	20	1,355.64	9	1,805.11	12	0.00	15,280.00	13,474.89
5020 SERVICES	136.52	390.08	1	2,209.34	12	3,874.12	22	0.00	17,895.00	14,020.88
8000 CAPITAL OUTLAY	0.00	0.00	0	0.00	0	0.00	0	0.00	45,000.00	45,000.00
TOTAL EXPENDITURES	1,038.96	2,731.44	3	3,564.98	5	5,679.23	7	0.00	78,175.00	72,495.77
NET CHANGE IN FUND BALANCE	-344.77	16,248.89		15,580.12		32,287.15		0.00	36,825.00	4,537.85




FUND DEPT 2659-140 : COUNTY JAIL MEDICAL COSTS - CORRECTIONAL CENTER

5/13/2024 10:44:04 AM

PERIOD ENDING 4/30/2024

	ACTUAL LAST YEAR			ACTUAL THIS YEAR				ENCUMBRANCE	BUDGET	UNENCUMBERED BALANCE
	CURRENT MONTH	YEAR TO DATE	%	CURRENT MONTH	%	YEAR TO DATE	%			
REVENUES										
4007 CHARGES FOR SERVICES	605.00	1,532.50	8	420.00	4	1,188.00	12	0.00	10,000.00	8,812.00
4008 INVESTMENT EARNINGS	4.24	46.79	468	15.15	152	80.26	803	0.00	10.00	-70.26
TOTAL REVENUES	609.24	1,579.29	8	435.15	4	1,268.26	13	0.00	10,010.00	8,741.74
OTHER FINANCING SOURCES (USES)										
7001 OTHER FINANCING USES	0.00	0.00	0	0.00	0	0.00	0	0.00	-10,010.00	-10,010.00
TOTAL OTHER FINANCING SOURCES (USES)	0.00	0.00		0.00		0.00		0.00	-10,010.00	-10,010.00
NET CHANGE IN FUND BALANCE	609.24	1,579.29		435.15		1,268.26		0.00	0.00	-1,268.26



FUND DEPT 2670-022 : COUNTY CLK AUTOMATION FND - COUNTY CLERK

5/13/2024 10:44:04 AM

PERIOD ENDING 4/30/2024

	ACTUAL LAST YEAR			ACTUAL THIS YEAR				ENCUMBRANCE	BUDGET	UNENCUMBERED BALANCE
	CURRENT MONTH	YEAR TO DATE	%	CURRENT MONTH	%	YEAR TO DATE	%			
REVENUES										
4007 CHARGES FOR SERVICES	1,960.00	5,166.00	21	1,482.00	6	4,540.00	18	0.00	25,000.00	20,460.00
4008 INVESTMENT EARNINGS	35.30	301.11	151	162.93	41	578.70	145	0.00	400.00	-178.70
4009 MISCELLANEOUS REVENUES	0.00	0.00	0	0.00	0	0.00	0	0.00	12,500.00	12,500.00
TOTAL REVENUES	1,995.30	5,467.11	15	1,644.93	4	5,118.70	14	0.00	37,900.00	32,781.30
EXPENDITURES										
5010 COMMODITIES	0.00	0.00	0	0.00	0	0.00	0	0.00	13,500.00	13,500.00
5020 SERVICES	2,181.57	11,446.25	69	9,264.68	33	12,171.93	44	0.00	27,965.00	15,793.07
TOTAL EXPENDITURES	2,181.57	11,446.25	38	9,264.68	22	12,171.93	29	0.00	41,465.00	29,293.07
NET CHANGE IN FUND BALANCE	-186.27	-5,979.14		-7,619.75		-7,053.23		0.00	-3,565.00	3,488.23



FUND DEPT 2671-030 : COURT DOCUMENT STORAGE FD - CIRCUIT CLERK

5/13/2024 10:44:04 AM

PERIOD ENDING 4/30/2024

	ACTUAL LAST YEAR			ACTUAL THIS YEAR				ENCUMBRANCE	BUDGET	UNENCUMBERED BALANCE
	CURRENT MONTH	YEAR TO DATE	%	CURRENT MONTH	%	YEAR TO DATE	%			
REVENUES										
4007 CHARGES FOR SERVICES	22,072.24	57,840.75	29	19,523.25	10	57,093.95	30	0.00	189,373.00	132,279.05
4008 INVESTMENT EARNINGS	107.88	840.72	0	987.64	0	3,022.85	0	0.00	0.00	-3,022.85
TOTAL REVENUES	22,180.12	58,681.47	21	20,510.89	11	60,116.80	32	0.00	189,373.00	129,256.20
EXPENDITURES										
5001 SALARIES AND WAGES	4,997.22	18,698.01	21	0.00	0	0.00	0	0.00	0.00	0.00
5003 FRINGE BENEFITS	829.56	2,307.59	7	-5.17	0	0.00	0	0.00	0.00	0.00
5010 COMMODITIES	13,763.85	28,316.08	62	0.00	0	0.00	0	0.00	0.00	0.00
5020 SERVICES	225.00	7,945.00	9	0.00	0	0.00	0	0.00	0.00	0.00
TOTAL EXPENDITURES	19,815.63	57,266.68	19	-5.17	0	0.00	0	0.00	0.00	0.00
OTHER FINANCING SOURCES (USES)										
7001 OTHER FINANCING USES	0.00	0.00	0	0.00	0	0.00	0	0.00	-189,373.00	-189,373.00
TOTAL OTHER FINANCING SOURCES (USES)	0.00	0.00		0.00		0.00		0.00	-189,373.00	-189,373.00
NET CHANGE IN FUND BALANCE	2,364.49	1,414.79		20,516.06		60,116.80		0.00	0.00	-60,116.80



FUND DEPT 2675-041 : VICTIM ADVOCACY GRT-ICJIA - STATES ATTORNEY

5/13/2024 10:44:04 AM

PERIOD ENDING 4/30/2024

	ACTUAL LAST YEAR			ACTUAL THIS YEAR				ENCUMBRANCE	BUDGET	UNENCUMBERED BALANCE
	CURRENT MONTH	YEAR TO DATE	%	CURRENT MONTH	%	YEAR TO DATE	%			
REVENUES										
TOTAL REVENUES	0.00	0.00	0	0.00	0	0.00	0	0.00	0.00	0.00
EXPENDITURES										
TOTAL EXPENDITURES	0.00	0.00	0	0.00	0	0.00	0	0.00	0.00	0.00
OTHER FINANCING SOURCES (USES)										
TOTAL OTHER FINANCING SOURCES (USES)	0.00	0.00		0.00		0.00		0.00	0.00	0.00
NET CHANGE IN FUND BALANCE	0.00	0.00		0.00		0.00		0.00	0.00	0.00



FUND DEPT 2676-011 : SOLID WASTE MANAGEMENT - SOLID WASTE MGMT

5/13/2024 10:44:04 AM

PERIOD ENDING 4/30/2024

	ACTUAL LAST YEAR			ACTUAL THIS YEAR				ENCUMBRANCE	BUDGET	UNENCUMBERED BALANCE
	CURRENT MONTH	YEAR TO DATE	%	CURRENT MONTH	%	YEAR TO DATE	%			
REVENUES										
4004 INTERGOVERNMENTAL REVENUE	0.00	0.00	0	0.00	0	0.00	0	0.00	26,378.00	26,378.00
4006 LICENSES AND PERMITS	1,295.00	1,295.00	30	0.00	0	1,330.00	36	0.00	3,700.00	2,370.00
4008 INVESTMENT EARNINGS	17.40	133.25	0	78.22	49	264.03	164	0.00	161.00	-103.03
TOTAL REVENUES	1,312.40	1,428.25	4	78.22	0	1,594.03	5	0.00	30,239.00	28,644.97
EXPENDITURES										
5010 COMMODITIES	0.00	0.00	0	0.00	0	0.00	0	0.00	839.00	839.00
5020 SERVICES	130.00	130.00	0	0.00	0	1,175.00	3	0.00	39,000.00	37,825.00
TOTAL EXPENDITURES	130.00	130.00	0	0.00	0	1,175.00	3	0.00	39,839.00	38,664.00
NET CHANGE IN FUND BALANCE	1,182.40	1,298.25		78.22		419.03		0.00	-9,600.00	-10,019.03




FUND DEPT 2679-179 : CHILD ADVOCACY CENTER - CHILD ADVOCACY CENTER

5/13/2024 10:44:04 AM

PERIOD ENDING 4/30/2024

	ACTUAL LAST YEAR			ACTUAL THIS YEAR				ENCUMBRANCE	BUDGET	UNENCUMBERED BALANCE
	CURRENT MONTH	YEAR TO DATE	%	CURRENT MONTH	%	YEAR TO DATE	%			
REVENUES										
4004 INTERGOVERNMENTAL REVENUE	20,661.00	86,133.24	26	37,878.69	10	100,583.12	26	0.00	390,422.00	289,838.88
4008 INVESTMENT EARNINGS	0.00	0.00	0	70.81	0	539.19	0	0.00	0.00	-539.19
4009 MISCELLANEOUS REVENUES	100.00	6,098.99	84	606.35	9	874.44	13	0.00	6,801.00	5,926.56
TOTAL REVENUES	20,761.00	92,232.23	27	38,555.85	10	101,996.75	26	0.00	397,223.00	295,226.25
EXPENDITURES										
5001 SALARIES AND WAGES	13,173.40	49,400.26	29	15,491.80	8	58,094.25	31	0.00	189,803.00	131,708.75
5003 FRINGE BENEFITS	4,797.38	16,781.15	32	4,244.96	7	16,606.50	27	0.00	60,801.00	44,194.50
5010 COMMODITIES	297.56	1,255.00	20	313.36	2	4,280.56	26	0.00	16,452.12	12,171.56
5020 SERVICES	4,589.13	33,419.59	30	10,310.06	8	34,742.17	28	0.00	124,994.88	90,252.71
TOTAL EXPENDITURES	22,857.47	100,856.00	30	30,360.18	8	113,723.48	29	0.00	392,051.00	278,327.52
NET CHANGE IN FUND BALANCE	-2,096.47	-8,623.77		8,195.67		-11,726.73		0.00	5,172.00	16,898.73



FUND DEPT 2685-031 : SPECIALTY COURTS FUND - CIRCUIT COURT

5/13/2024 10:44:04 AM

PERIOD ENDING 4/30/2024

	ACTUAL LAST YEAR			ACTUAL THIS YEAR				ENCUMBRANCE	BUDGET	UNENCUMBERED BALANCE
	CURRENT MONTH	YEAR TO DATE	%	CURRENT MONTH	%	YEAR TO DATE	%			
REVENUES										
4004 INTERGOVERNMENTAL REVENUE	3,917.10	10,364.35	21	3,969.00	9	16,254.00	38	0.00	43,000.00	26,746.00
4007 CHARGES FOR SERVICES	1,337.50	3,377.00	12	1,225.00	9	3,589.75	28	0.00	13,000.00	9,410.25
4008 INVESTMENT EARNINGS	133.79	1,039.03	103 9	533.75	21	1,772.11	68	0.00	2,600.00	827.89
TOTAL REVENUES	5,388.39	14,780.38	19	5,727.75	10	21,615.86	37	0.00	58,600.00	36,984.14
EXPENDITURES										
5001 SALARIES AND WAGES	3,780.00	14,175.00	26	7,469.00	7	18,383.75	18	0.00	101,890.00	83,506.25
5003 FRINGE BENEFITS	623.92	1,739.37	9	805.17	3	1,985.78	8	0.00	26,032.00	24,046.22
5010 COMMODITIES	19.96	19.96	1	0.00	0	19.99	0	0.00	13,818.99	13,799.00
5020 SERVICES	34.00	1,616.82	15	1,087.10	1	1,748.98	1	0.00	174,243.01	172,494.03
TOTAL EXPENDITURES	4,457.88	17,551.15	20	9,361.27	3	22,138.50	7	0.00	315,984.00	293,845.50
OTHER FINANCING SOURCES (USES)										
TOTAL OTHER FINANCING SOURCES (USES)	0.00	0.00		0.00		0.00		0.00	0.00	0.00
NET CHANGE IN FUND BALANCE	930.51	-2,770.77		-3,633.52		-522.64		0.00	-257,384.00	-256,861.36



FUND DEPT 2685-140 : SPECIALTY COURTS FUND - CORRECTIONAL CENTER

5/13/2024 10:44:04 AM

PERIOD ENDING 4/30/2024

	ACTUAL LAST YEAR			ACTUAL THIS YEAR				ENCUMBRANCE	BUDGET	UNENCUMBERED BALANCE
	CURRENT MONTH	YEAR TO DATE	%	CURRENT MONTH	%	YEAR TO DATE	%			
REVENUES										
TOTAL REVENUES	0.00	0.00	0	0.00	0	0.00	0	0.00	0.00	0.00
NET CHANGE IN FUND BALANCE	0.00	0.00		0.00		0.00		0.00	0.00	0.00



FUND DEPT 2840-016 : ARPA - ADMINISTRATIVE SERVICES

5/13/2024 10:44:04 AM

PERIOD ENDING 4/30/2024

	ACTUAL LAST YEAR			ACTUAL THIS YEAR				ENCUMBRANCE	BUDGET	UNENCUMBERED BALANCE
	CURRENT MONTH	YEAR TO DATE	%	CURRENT MONTH	%	YEAR TO DATE	%			
REVENUES										
4008 INVESTMENT EARNINGS	2,747.16	137,179.66	114	4,316.42	4	17,815.24	18	0.00	100,000.00	82,184.76
TOTAL REVENUES	2,747.16	137,179.66	114	4,316.42	4	17,815.24	18	0.00	100,000.00	82,184.76
EXPENDITURES										
TOTAL EXPENDITURES	0.00	0.00	0	0.00	0	0.00	0	0.00	0.00	0.00
OTHER FINANCING SOURCES (USES)										
7001 OTHER FINANCING USES	-7,472.67	-20,656.76	0	-17,132.96	16	-32,099.25	29	0.00	-110,224.00	-78,124.75
TOTAL OTHER FINANCING SOURCES (USES)	-7,472.67	-20,656.76		-17,132.96		-32,099.25		0.00	-110,224.00	-78,124.75
NET CHANGE IN FUND BALANCE	-4,725.51	116,522.90		-12,816.54		-14,284.01		0.00	-10,224.00	4,060.01



FUND DEPT 2840-043 : ARPA - EMERGENCY MGMT AGCY (EMA)

5/13/2024 10:44:04 AM

PERIOD ENDING 4/30/2024

	ACTUAL LAST YEAR			ACTUAL THIS YEAR				ENCUMBRANCE	BUDGET	UNENCUMBERED BALANCE
	CURRENT MONTH	YEAR TO DATE	%	CURRENT MONTH	%	YEAR TO DATE	%			
REVENUES										
TOTAL REVENUES	<i>0.00</i>	<i>0.00</i>	<i>0</i>	<i>0.00</i>	<i>0</i>	<i>0.00</i>	<i>0</i>	<i>0.00</i>	<i>0.00</i>	<i>0.00</i>
EXPENDITURES										
TOTAL EXPENDITURES	<i>0.00</i>	<i>0.00</i>	<i>0</i>	<i>0.00</i>	<i>0</i>	<i>0.00</i>	<i>0</i>	<i>0.00</i>	<i>0.00</i>	<i>0.00</i>
NET CHANGE IN FUND BALANCE	<i>0.00</i>	<i>0.00</i>		<i>0.00</i>		<i>0.00</i>		<i>0.00</i>	<i>0.00</i>	<i>0.00</i>




FUND DEPT 2840-075 : ARPA - GENERAL COUNTY

5/13/2024 10:44:04 AM

PERIOD ENDING 4/30/2024

	ACTUAL LAST YEAR			ACTUAL THIS YEAR				ENCUMBRANCE	BUDGET	UNENCUMBERED BALANCE
	CURRENT MONTH	YEAR TO DATE	%	CURRENT MONTH	%	YEAR TO DATE	%			
EXPENDITURES										
5003 FRINGE BENEFITS	0.00	0.00	0	0.00	0	12.47	0	0.00	0.00	-12.47
5010 COMMODITIES	231.26	422.17	100	0.00	0	0.00	0	0.00	120,000.00	120,000.00
5020 SERVICES	121,756.46	552,291.21	7	212,067.13	3	1,412,177.54	17	0.00	8,321,770.00	6,909,592.46
8000 CAPITAL OUTLAY	0.00	507,531.00	6	0.00	0	0.00	0	0.00	17,282,780.00	17,282,780.00
TOTAL EXPENDITURES	121,987.72	1,060,244.38	7	212,067.13	1	1,412,190.01	5	0.00	25,724,550.00	24,312,359.99
OTHER FINANCING SOURCES (USES)										
TOTAL OTHER FINANCING SOURCES (USES)	0.00	0.00		0.00		0.00		0.00	0.00	0.00
NET CHANGE IN FUND BALANCE	-121,987.72	-1,060,244.38		-212,067.13		-1,412,190.01		0.00	-25,724,550.00	-24,312,359.99




FUND DEPT 2932-932 : INDOOR CLIMATE RESOURCES AGENCY - INDOOR CLIMATE RESOURCES AGENCY

5/13/2024 10:44:04 AM

PERIOD ENDING 4/30/2024

	ACTUAL LAST YEAR			ACTUAL THIS YEAR				ENCUMBRANCE	BUDGET	UNENCUMBERED BALANCE
	CURRENT MONTH	YEAR TO DATE	%	CURRENT MONTH	%	YEAR TO DATE	%			
REVENUES										
TOTAL REVENUES	0.00	0.00	0	0.00	0	0.00	0	0.00	0.00	0.00
EXPENDITURES										
TOTAL EXPENDITURES	0.00	0.00	0	0.00	0	0.00	0	0.00	0.00	0.00
NET CHANGE IN FUND BALANCE	0.00	0.00		0.00		0.00		0.00	0.00	0.00



FUND DEPT 3105-010 : CAPITAL ASSET REPLCMT FND - COUNTY BOARD

5/13/2024 10:44:04 AM

PERIOD ENDING 4/30/2024

	ACTUAL LAST YEAR			ACTUAL THIS YEAR				ENCUMBRANCE	BUDGET	UNENCUMBERED BALANCE
	CURRENT MONTH	YEAR TO DATE	%	CURRENT MONTH	%	YEAR TO DATE	%			
REVENUES										
4008 INVESTMENT EARNINGS	-4,370.69	122,887.68	410	31,407.58	105	57,774.83	193	0.00	30,000.00	-27,774.83
TOTAL REVENUES	-4,370.69	122,887.68	410	31,407.58	105	57,774.83	193	0.00	30,000.00	-27,774.83
EXPENDITURES										
5010 COMMODITIES	0.00	0.00	0	0.00	0	0.00	0	0.00	5,196.00	5,196.00
5020 SERVICES	0.00	83,434.00	6	103,462.67	12	119,805.17	14	0.00	853,825.00	734,019.83
TOTAL EXPENDITURES	0.00	83,434.00	6	103,462.67	12	119,805.17	14	0.00	859,021.00	739,215.83
OTHER FINANCING SOURCES (USES)										
TOTAL OTHER FINANCING SOURCES (USES)	0.00	0.00		0.00		0.00		0.00	0.00	0.00
NET CHANGE IN FUND BALANCE	-4,370.69	39,453.68		-72,055.09		-62,030.34		0.00	-829,021.00	-766,990.66



FUND DEPT 3105-016 : CAPITAL ASSET REPLCMT FND - ADMINISTRATIVE SERVICES

5/13/2024 10:44:04 AM

PERIOD ENDING 4/30/2024

	ACTUAL LAST YEAR			ACTUAL THIS YEAR				ENCUMBRANCE	BUDGET	UNENCUMBERED BALANCE
	CURRENT MONTH	YEAR TO DATE	%	CURRENT MONTH	%	YEAR TO DATE	%			
REVENUES										
TOTAL REVENUES	0.00	0.00	0	0.00	0	0.00	0	0.00	0.00	0.00
EXPENDITURES										
5010 COMMODITIES	0.00	0.00	0	0.00	0	0.00	0	0.00	19,957.00	19,957.00
5020 SERVICES	0.00	0.00	0	0.00	0	0.00	0	0.00	65,000.00	65,000.00
8000 CAPITAL OUTLAY	0.00	0.00	0	0.00	0	0.00	0	0.00	15,442.00	15,442.00
TOTAL EXPENDITURES	0.00	0.00	0	0.00	0	0.00	0	0.00	100,399.00	100,399.00
OTHER FINANCING SOURCES (USES)										
6001 OTHER FINANCING SOURCES	0.00	0.00	0	0.00	0	0.00	0	0.00	44,924.00	44,924.00
TOTAL OTHER FINANCING SOURCES (USES)	0.00	0.00		0.00		0.00		0.00	44,924.00	44,924.00
NET CHANGE IN FUND BALANCE	0.00	0.00		0.00		0.00		0.00	-55,475.00	-55,475.00




FUND DEPT 3105-020 : CAPITAL ASSET REPLCMT FND - AUDITOR

5/13/2024 10:44:04 AM

PERIOD ENDING 4/30/2024

	ACTUAL LAST YEAR			ACTUAL THIS YEAR				ENCUMBRANCE	BUDGET	UNENCUMBERED BALANCE
	CURRENT MONTH	YEAR TO DATE	%	CURRENT MONTH	%	YEAR TO DATE	%			
EXPENDITURES										
TOTAL EXPENDITURES	0.00	0.00	0	0.00	0	0.00	0	0.00	0.00	0.00
OTHER FINANCING SOURCES (USES)										
6001 OTHER FINANCING SOURCES	0.00	0.00	0	0.00	0	0.00	0	0.00	2,160.00	2,160.00
TOTAL OTHER FINANCING SOURCES (USES)	0.00	0.00		0.00		0.00		0.00	2,160.00	2,160.00
NET CHANGE IN FUND BALANCE	0.00	0.00		0.00		0.00		0.00	2,160.00	2,160.00




FUND DEPT 3105-021 : CAPITAL ASSET REPLCMT FND - BOARD OF REVIEW

5/13/2024 10:44:04 AM

PERIOD ENDING 4/30/2024

	ACTUAL LAST YEAR			ACTUAL THIS YEAR				ENCUMBRANCE	BUDGET	UNENCUMBERED BALANCE
	CURRENT MONTH	YEAR TO DATE	%	CURRENT MONTH	%	YEAR TO DATE	%			
EXPENDITURES										
TOTAL EXPENDITURES	0.00	0.00	0	0.00	0	0.00	0	0.00	0.00	0.00
OTHER FINANCING SOURCES (USES)										
6001 OTHER FINANCING SOURCES	0.00	0.00	0	0.00	0	0.00	0	0.00	2,025.00	2,025.00
TOTAL OTHER FINANCING SOURCES (USES)	0.00	0.00		0.00		0.00		0.00	2,025.00	2,025.00
NET CHANGE IN FUND BALANCE	0.00	0.00		0.00		0.00		0.00	2,025.00	2,025.00



FUND DEPT 3105-022 : CAPITAL ASSET REPLCMT FND - COUNTY CLERK

5/13/2024 10:44:04 AM

PERIOD ENDING 4/30/2024

	ACTUAL LAST YEAR			ACTUAL THIS YEAR				ENCUMBRANCE	BUDGET	UNENCUMBERED BALANCE
	CURRENT MONTH	YEAR TO DATE	%	CURRENT MONTH	%	YEAR TO DATE	%			
EXPENDITURES										
TOTAL EXPENDITURES	0.00	0.00	0	0.00	0	0.00	0	0.00	0.00	0.00
OTHER FINANCING SOURCES (USES)										
6001 OTHER FINANCING SOURCES	0.00	0.00	0	0.00	0	0.00	0	0.00	12,500.00	12,500.00
TOTAL OTHER FINANCING SOURCES (USES)	0.00	0.00		0.00		0.00		0.00	12,500.00	12,500.00
NET CHANGE IN FUND BALANCE	0.00	0.00		0.00		0.00		0.00	12,500.00	12,500.00



FUND DEPT 3105-025 : CAPITAL ASSET REPLCMT FND - SUPERVISOR OF ASSESSMENT

5/13/2024 10:44:04 AM

PERIOD ENDING 4/30/2024

	ACTUAL LAST YEAR			ACTUAL THIS YEAR				ENCUMBRANCE	BUDGET	UNENCUMBERED BALANCE
	CURRENT MONTH	YEAR TO DATE	%	CURRENT MONTH	%	YEAR TO DATE	%			
EXPENDITURES										
5010 COMMODITIES	0.00	0.00	0	0.00	0	0.00	0	0.00	1,950.00	1,950.00
5020 SERVICES	0.00	5,852.21	98	0.00	0	22,604.17	100	0.00	22,605.00	0.83
TOTAL EXPENDITURES	0.00	5,852.21	42	0.00	0	22,604.17	92	0.00	24,555.00	1,950.83
OTHER FINANCING SOURCES (USES)										
6001 OTHER FINANCING SOURCES	0.00	0.00	0	0.00	0	0.00	0	0.00	27,048.00	27,048.00
TOTAL OTHER FINANCING SOURCES (USES)	0.00	0.00		0.00		0.00		0.00	27,048.00	27,048.00
NET CHANGE IN FUND BALANCE	0.00	-5,852.21		0.00		-22,604.17		0.00	2,493.00	25,097.17




FUND DEPT 3105-026 : CAPITAL ASSET REPLCMT FND - COUNTY TREASURER

5/13/2024 10:44:04 AM

PERIOD ENDING 4/30/2024

	ACTUAL LAST YEAR			ACTUAL THIS YEAR				ENCUMBRANCE	BUDGET	UNENCUMBERED BALANCE
	CURRENT MONTH	YEAR TO DATE	%	CURRENT MONTH	%	YEAR TO DATE	%			
EXPENDITURES										
5010 COMMODITIES	0.00	0.00	0	0.00	0	0.00	0	0.00	2,992.00	2,992.00
TOTAL EXPENDITURES	0.00	0.00	0	0.00	0	0.00	0	0.00	2,992.00	2,992.00
OTHER FINANCING SOURCES (USES)										
TOTAL OTHER FINANCING SOURCES (USES)	0.00	0.00		0.00		0.00		0.00	0.00	0.00
NET CHANGE IN FUND BALANCE	0.00	0.00		0.00		0.00		0.00	-2,992.00	-2,992.00




FUND DEPT 3105-028 : CAPITAL ASSET REPLCMT FND - INFORMATION TECHNOLOGY (IT)

5/13/2024 10:44:04 AM

PERIOD ENDING 4/30/2024

	ACTUAL LAST YEAR			ACTUAL THIS YEAR				ENCUMBRANCE	BUDGET	UNENCUMBERED BALANCE
	CURRENT MONTH	YEAR TO DATE	%	CURRENT MONTH	%	YEAR TO DATE	%			
REVENUES										
4009 MISCELLANEOUS REVENUES	0.00	35,205.31	0	0.00	0	0.00	0	0.00	0.00	0.00
TOTAL REVENUES	0.00	35,205.31	0	0.00	0	0.00	0	0.00	0.00	0.00
EXPENDITURES										
5010 COMMODITIES	0.00	0.00	0	0.00	0	0.00	0	0.00	5,460.00	5,460.00
5020 SERVICES	118,923.83	466,263.53	55	32,987.00	4	475,588.94	51	14,419.60	939,294.00	449,285.46
8000 CAPITAL OUTLAY	0.00	0.00	0	0.00	0	40,103.96	13	0.00	297,571.96	257,468.00
TOTAL EXPENDITURES	118,923.83	466,263.53	27	32,987.00	3	515,692.90	42	14,419.60	1,242,325.96	712,213.46
OTHER FINANCING SOURCES (USES)										
6001 OTHER FINANCING SOURCES	0.00	0.00	0	0.00	0	0.00	0	0.00	734,418.00	734,418.00
TOTAL OTHER FINANCING SOURCES (USES)	0.00	0.00		0.00		0.00		0.00	734,418.00	734,418.00
NET CHANGE IN FUND BALANCE	-118,923.83	-431,058.22		-32,987.00		-515,692.90		-14,419.60	-507,907.96	22,204.54




FUND DEPT 3105-036 : CAPITAL ASSET REPLCMT FND - PUBLIC DEFENDER

5/13/2024 10:44:04 AM

PERIOD ENDING 4/30/2024

	ACTUAL LAST YEAR			ACTUAL THIS YEAR				ENCUMBRANCE	BUDGET	UNENCUMBERED BALANCE
	CURRENT MONTH	YEAR TO DATE	%	CURRENT MONTH	%	YEAR TO DATE	%			
EXPENDITURES										
5010 COMMODITIES	0.00	0.00	0	0.00	0	0.00	0	0.00	2,400.00	2,400.00
5020 SERVICES	0.00	0.00	0	0.00	0	0.00	0	0.00	1,035.00	1,035.00
8000 CAPITAL OUTLAY	0.00	0.00	0	0.00	0	27,042.00	90	0.00	30,000.00	2,958.00
TOTAL EXPENDITURES	0.00	0.00	0	0.00	0	27,042.00	81	0.00	33,435.00	6,393.00
OTHER FINANCING SOURCES (USES)										
6001 OTHER FINANCING SOURCES	0.00	0.00	0	0.00	0	0.00	0	0.00	45,993.00	45,993.00
TOTAL OTHER FINANCING SOURCES (USES)	0.00	0.00		0.00		0.00		0.00	45,993.00	45,993.00
NET CHANGE IN FUND BALANCE	0.00	0.00		0.00		-27,042.00		0.00	12,558.00	39,600.00



FUND DEPT 3105-040 : CAPITAL ASSET REPLCMT FND - SHERIFF

5/13/2024 10:44:04 AM


PERIOD ENDING 4/30/2024

	ACTUAL LAST YEAR			ACTUAL THIS YEAR				ENCUMBRANCE	BUDGET	UNENCUMBERED BALANCE
	CURRENT MONTH	YEAR TO DATE	%	CURRENT MONTH	%	YEAR TO DATE	%			
EXPENDITURES										
5010 COMMODITIES	0.00	0.00	0	0.00	0	0.00	0	0.00	28,160.00	28,160.00
5020 SERVICES	8,520.00	17,040.00	50	26,326.80	73	35,102.40	98	0.00	36,000.00	897.60
TOTAL EXPENDITURES	8,520.00	17,040.00	27	26,326.80	41	35,102.40	55	0.00	64,160.00	29,057.60
OTHER FINANCING SOURCES (USES)										
6001 OTHER FINANCING SOURCES	0.00	0.00	0	0.00	0	0.00	0	0.00	254,738.00	254,738.00
TOTAL OTHER FINANCING SOURCES (USES)	0.00	0.00		0.00		0.00		0.00	254,738.00	254,738.00
NET CHANGE IN FUND BALANCE	-8,520.00	-17,040.00		-26,326.80		-35,102.40		0.00	190,578.00	225,680.40



PERIOD ENDING 4/30/2024

	ACTUAL LAST YEAR			ACTUAL THIS YEAR				ENCUMBRANCE	BUDGET	UNENCUMBERED BALANCE
	CURRENT MONTH	YEAR TO DATE	%	CURRENT MONTH	%	YEAR TO DATE	%			
EXPENDITURES										
5010 COMMODITIES	0.00	0.00	0	0.00	0	0.00	0	0.00	7,750.00	7,750.00
TOTAL EXPENDITURES	0.00	0.00	0	0.00	0	0.00	0	0.00	7,750.00	7,750.00
OTHER FINANCING SOURCES (USES)										
6001 OTHER FINANCING SOURCES	0.00	0.00	0	0.00	0	0.00	0	0.00	25,970.00	25,970.00
TOTAL OTHER FINANCING SOURCES (USES)	0.00	0.00		0.00		0.00		0.00	25,970.00	25,970.00
NET CHANGE IN FUND BALANCE	0.00	0.00		0.00		0.00		0.00	18,220.00	18,220.00




FUND DEPT 3105-042 : CAPITAL ASSET REPLCMT FND - CORONER

5/13/2024 10:44:04 AM

PERIOD ENDING 4/30/2024

	ACTUAL LAST YEAR			ACTUAL THIS YEAR				ENCUMBRANCE	BUDGET	UNENCUMBERED BALANCE
	CURRENT MONTH	YEAR TO DATE	%	CURRENT MONTH	%	YEAR TO DATE	%			
EXPENDITURES										
5010 COMMODITIES	0.00	0.00	0	0.00	0	0.00	0	0.00	14,210.00	14,210.00
TOTAL EXPENDITURES	0.00	0.00	0	0.00	0	0.00	0	0.00	14,210.00	14,210.00
OTHER FINANCING SOURCES (USES)										
TOTAL OTHER FINANCING SOURCES (USES)	0.00	0.00		0.00		0.00		0.00	0.00	0.00
NET CHANGE IN FUND BALANCE	0.00	0.00		0.00		0.00		0.00	-14,210.00	-14,210.00



FUND DEPT 3105-043 : CAPITAL ASSET REPLCMT FND - EMERGENCY MGMT AGCY (EMA)

5/13/2024 10:44:04 AM

PERIOD ENDING 4/30/2024

	ACTUAL LAST YEAR			ACTUAL THIS YEAR				ENCUMBRANCE	BUDGET	UNENCUMBERED BALANCE
	CURRENT MONTH	YEAR TO DATE	%	CURRENT MONTH	%	YEAR TO DATE	%			
EXPENDITURES										
5010 COMMODITIES	0.00	0.00	0	0.00	0	0.00	0	0.00	49,200.00	49,200.00
8000 CAPITAL OUTLAY	0.00	0.00	0	0.00	0	0.00	0	0.00	71,000.00	71,000.00
TOTAL EXPENDITURES	0.00	0.00	0	0.00	0	0.00	0	0.00	120,200.00	120,200.00
OTHER FINANCING SOURCES (USES)										
6001 OTHER FINANCING SOURCES	0.00	0.00	0	0.00	0	0.00	0	0.00	2,840.00	2,840.00
TOTAL OTHER FINANCING SOURCES (USES)	0.00	0.00		0.00		0.00		0.00	2,840.00	2,840.00
NET CHANGE IN FUND BALANCE	0.00	0.00		0.00		0.00		0.00	-117,360.00	-117,360.00



FUND DEPT 3105-051 : CAPITAL ASSET REPLCMT FND - JUVENILE DETENTION CENTER

5/13/2024 10:44:04 AM

PERIOD ENDING 4/30/2024

	ACTUAL LAST YEAR			ACTUAL THIS YEAR				ENCUMBRANCE	BUDGET	UNENCUMBERED BALANCE
	CURRENT MONTH	YEAR TO DATE	%	CURRENT MONTH	%	YEAR TO DATE	%			
EXPENDITURES										
5010 COMMODITIES	0.00	0.00	0	0.00	0	0.00	0	0.00	13,615.00	13,615.00
5020 SERVICES	0.00	3,995.00	57	0.00	0	3,995.00	26	0.00	15,501.00	11,506.00
8000 CAPITAL OUTLAY	6,052.61	6,052.61	9	0.00	0	0.00	0	0.00	54,500.00	54,500.00
TOTAL EXPENDITURES	6,052.61	10,047.61	12	0.00	0	3,995.00	5	0.00	83,616.00	79,621.00
OTHER FINANCING SOURCES (USES)										
6001 OTHER FINANCING SOURCES	0.00	0.00	0	0.00	0	0.00	0	0.00	72,010.00	72,010.00
TOTAL OTHER FINANCING SOURCES (USES)	0.00	0.00		0.00		0.00		0.00	72,010.00	72,010.00
NET CHANGE IN FUND BALANCE	-6,052.61	-10,047.61		0.00		-3,995.00		0.00	-11,606.00	-7,611.00



FUND DEPT 3105-052 : CAPITAL ASSET REPLCMT FND - COURT SERVICES -PROBATION

5/13/2024 10:44:04 AM

PERIOD ENDING 4/30/2024

	ACTUAL LAST YEAR			ACTUAL THIS YEAR				ENCUMBRANCE	BUDGET	UNENCUMBERED BALANCE
	CURRENT MONTH	YEAR TO DATE	%	CURRENT MONTH	%	YEAR TO DATE	%			
EXPENDITURES										
5010 COMMODITIES	0.00	0.00	0	0.00	0	0.00	0	0.00	14,575.00	14,575.00
TOTAL EXPENDITURES	0.00	0.00	0	0.00	0	0.00	0	0.00	14,575.00	14,575.00
OTHER FINANCING SOURCES (USES)										
6001 OTHER FINANCING SOURCES	0.00	0.00	0	0.00	0	0.00	0	0.00	3,572.00	3,572.00
TOTAL OTHER FINANCING SOURCES (USES)	0.00	0.00		0.00		0.00		0.00	3,572.00	3,572.00
NET CHANGE IN FUND BALANCE	0.00	0.00		0.00		0.00		0.00	-11,003.00	-11,003.00




FUND DEPT 3105-059 : CAPITAL ASSET REPLCMT FND - FACILITIES PLANNING

5/13/2024 10:44:04 AM

PERIOD ENDING 4/30/2024

	ACTUAL LAST YEAR			ACTUAL THIS YEAR				ENCUMBRANCE	BUDGET	UNENCUMBERED BALANCE
	CURRENT MONTH	YEAR TO DATE	%	CURRENT MONTH	%	YEAR TO DATE	%			
REVENUES										
4008 INVESTMENT EARNINGS	55,420.12	191,692.82	0	39,903.53	0	305,293.45	0	0.00	0.00	-305,293.45
4009 MISCELLANEOUS REVENUES	98,186.85	130,995.62	0	0.00	0	235.00	0	0.00	0.00	-235.00
TOTAL REVENUES	153,606.97	322,688.44	0	39,903.53	0	305,528.45	0	0.00	0.00	-305,528.45
EXPENDITURES										
5020 SERVICES	0.00	7,251.96	2	0.00	0	0.00	0	0.00	100,000.00	100,000.00
8000 CAPITAL OUTLAY	145,155.60	1,703,929.44	4	1,479,217.18	6	7,197,060.92	29	0.00	24,737,259.00	17,540,198.08
TOTAL EXPENDITURES	145,155.60	1,711,181.40	4	1,479,217.18	6	7,197,060.92	29	0.00	24,837,259.00	17,640,198.08
OTHER FINANCING SOURCES (USES)										
6001 OTHER FINANCING SOURCES	0.00	0.00	0	0.00	0	0.00	0	0.00	8,533,357.00	8,533,357.00
TOTAL OTHER FINANCING SOURCES (USES)	0.00	0.00		0.00		0.00		0.00	8,533,357.00	8,533,357.00
NET CHANGE IN FUND BALANCE	8,451.37	-1,388,492.96		-1,439,313.65		-6,891,532.47		0.00	-16,303,902.00	-9,412,369.53



PERIOD ENDING 4/30/2024

	ACTUAL LAST YEAR			ACTUAL THIS YEAR				ENCUMBRANCE	BUDGET	UNENCUMBERED BALANCE
	CURRENT MONTH	YEAR TO DATE	%	CURRENT MONTH	%	YEAR TO DATE	%			
EXPENDITURES										
5010 COMMODITIES	0.00	0.00	0	0.00	0	2,150.15	8	0.00	25,600.00	23,449.85
8000 CAPITAL OUTLAY	0.00	0.00	0	0.00	0	170,777.07	57	5,809.75	299,678.00	123,091.18
TOTAL EXPENDITURES	0.00	0.00	0	0.00	0	172,927.22	53	5,809.75	325,278.00	146,541.03
OTHER FINANCING SOURCES (USES)										
6001 OTHER FINANCING SOURCES	0.00	0.00	0	0.00	0	0.00	0	0.00	141,463.00	141,463.00
TOTAL OTHER FINANCING SOURCES (USES)	0.00	0.00		0.00		0.00		0.00	141,463.00	141,463.00
NET CHANGE IN FUND BALANCE	0.00	0.00		0.00		-172,927.22		-5,809.75	-183,815.00	-5,078.03




FUND DEPT 3105-075 : CAPITAL ASSET REPLCMT FND - GENERAL COUNTY

5/13/2024 10:44:04 AM

PERIOD ENDING 4/30/2024

	ACTUAL LAST YEAR			ACTUAL THIS YEAR				ENCUMBRANCE	BUDGET	UNENCUMBERED BALANCE
	CURRENT MONTH	YEAR TO DATE	%	CURRENT MONTH	%	YEAR TO DATE	%			
OTHER FINANCING SOURCES (USES)										
TOTAL OTHER FINANCING SOURCES (USES)	<i>0.00</i>	<i>0.00</i>		<i>0.00</i>		<i>0.00</i>		<i>0.00</i>	<i>0.00</i>	<i>0.00</i>
NET CHANGE IN FUND BALANCE	0.00	0.00		0.00		0.00		0.00	0.00	0.00



FUND DEPT 3105-077 : CAPITAL ASSET REPLCMT FND - ZONING AND ENFORCE (P&Z)

5/13/2024 10:44:04 AM

PERIOD ENDING 4/30/2024

	ACTUAL LAST YEAR			ACTUAL THIS YEAR				ENCUMBRANCE	BUDGET	UNENCUMBERED BALANCE
	CURRENT MONTH	YEAR TO DATE	%	CURRENT MONTH	%	YEAR TO DATE	%			
EXPENDITURES										
5010 COMMODITIES	0.00	0.00	0	0.00	0	0.00	0	0.00	1,350.00	1,350.00
5020 SERVICES	0.00	0.00	0	0.00	0	0.00	0	0.00	56,293.00	56,293.00
TOTAL EXPENDITURES	0.00	0.00	0	0.00	0	0.00	0	0.00	57,643.00	57,643.00
OTHER FINANCING SOURCES (USES)										
6001 OTHER FINANCING SOURCES	0.00	0.00	0	0.00	0	0.00	0	0.00	28,784.00	28,784.00
TOTAL OTHER FINANCING SOURCES (USES)	0.00	0.00		0.00		0.00		0.00	28,784.00	28,784.00
NET CHANGE IN FUND BALANCE	0.00	0.00		0.00		0.00		0.00	-28,859.00	-28,859.00



FUND DEPT 3105-140 : CAPITAL ASSET REPLCMT FND - CORRECTIONAL CENTER

5/13/2024 10:44:04 AM

PERIOD ENDING 4/30/2024

	ACTUAL LAST YEAR			ACTUAL THIS YEAR				ENCUMBRANCE	BUDGET	UNENCUMBERED BALANCE
	CURRENT MONTH	YEAR TO DATE	%	CURRENT MONTH	%	YEAR TO DATE	%			
EXPENDITURES										
5010 COMMODITIES	0.00	0.00	0	0.00	0	0.00	0	0.00	23,468.00	23,468.00
5020 SERVICES	26,328.50	52,995.00	35	0.00	0	108,473.42	78	0.00	138,361.00	29,887.58
8000 CAPITAL OUTLAY	0.00	0.00	0	0.00	0	0.00	0	0.00	296,634.00	296,634.00
TOTAL EXPENDITURES	26,328.50	52,995.00	13	0.00	0	108,473.42	24	0.00	458,463.00	349,989.58
OTHER FINANCING SOURCES (USES)										
6001 OTHER FINANCING SOURCES	0.00	0.00	0	0.00	0	0.00	0	0.00	205,582.00	205,582.00
TOTAL OTHER FINANCING SOURCES (USES)	0.00	0.00		0.00		0.00		0.00	205,582.00	205,582.00
NET CHANGE IN FUND BALANCE	-26,328.50	-52,995.00		0.00		-108,473.42		0.00	-252,881.00	-144,407.58



FUND DEPT 3303-010 : COURT COMPLEX CONSTR FUND - COUNTY BOARD

5/13/2024 10:44:04 AM

PERIOD ENDING 4/30/2024

	ACTUAL LAST YEAR			ACTUAL THIS YEAR				ENCUMBRANCE	BUDGET	UNENCUMBERED BALANCE
	CURRENT MONTH	YEAR TO DATE	%	CURRENT MONTH	%	YEAR TO DATE	%			
REVENUES										
4008 INVESTMENT EARNINGS	-99.92	-44.15	-88	74.31	50	222.39	148	0.00	150.00	-72.39
TOTAL REVENUES	-99.92	-44.15	-88	74.31	50	222.39	148	0.00	150.00	-72.39
EXPENDITURES										
5020 SERVICES	0.00	0.00	0	0.00	0	0.00	0	0.00	17,751.00	17,751.00
TOTAL EXPENDITURES	0.00	0.00	0	0.00	0	0.00	0	0.00	17,751.00	17,751.00
OTHER FINANCING SOURCES (USES)										
TOTAL OTHER FINANCING SOURCES (USES)	0.00	0.00		0.00		0.00		0.00	0.00	0.00
NET CHANGE IN FUND BALANCE	-99.92	-44.15		74.31		222.39		0.00	-17,601.00	-17,823.39



FUND DEPT 4074-010 : 2003 NURS HM BOND DBT SRV - COUNTY BOARD

5/13/2024 10:44:04 AM

PERIOD ENDING 4/30/2024

	ACTUAL LAST YEAR			ACTUAL THIS YEAR				ENCUMBRANCE	BUDGET	UNENCUMBERED BALANCE
	CURRENT MONTH	YEAR TO DATE	%	CURRENT MONTH	%	YEAR TO DATE	%			
REVENUES										
TOTAL REVENUES	<i>0.00</i>	<i>0.00</i>	<i>0</i>	<i>0.00</i>	<i>0</i>	<i>0.00</i>	<i>0</i>	<i>0.00</i>	<i>0.00</i>	<i>0.00</i>
EXPENDITURES										
TOTAL EXPENDITURES	<i>0.00</i>	<i>0.00</i>	<i>0</i>	<i>0.00</i>	<i>0</i>	<i>0.00</i>	<i>0</i>	<i>0.00</i>	<i>0.00</i>	<i>0.00</i>
OTHER FINANCING SOURCES (USES)										
TOTAL OTHER FINANCING SOURCES (USES)	<i>0.00</i>	<i>0.00</i>		<i>0.00</i>		<i>0.00</i>		<i>0.00</i>	<i>0.00</i>	<i>0.00</i>
NET CHANGE IN FUND BALANCE	0.00	0.00		0.00		0.00		0.00	0.00	0.00



FUND DEPT 4350-010 : HWY FACIL BOND DEBT SERVICE - COUNTY BOARD

5/13/2024 10:44:04 AM

PERIOD ENDING 4/30/2024

	ACTUAL LAST YEAR			ACTUAL THIS YEAR				ENCUMBRANCE	BUDGET	UNENCUMBERED BALANCE
	CURRENT MONTH	YEAR TO DATE	%	CURRENT MONTH	%	YEAR TO DATE	%			
REVENUES										
TOTAL REVENUES	0.00	0.00	0	0.00	0	0.00	0	0.00	0.00	0.00
OTHER FINANCING SOURCES (USES)										
TOTAL OTHER FINANCING SOURCES (USES)	0.00	0.00		0.00		0.00		0.00	0.00	0.00
NET CHANGE IN FUND BALANCE	0.00	0.00		0.00		0.00		0.00	0.00	0.00



FUND DEPT 5081-075 : NURSING HOME - GENERAL COUNTY

5/13/2024 10:44:04 AM

PERIOD ENDING 4/30/2024

	ACTUAL LAST YEAR			ACTUAL THIS YEAR				ENCUMBRANCE	BUDGET	UNENCUMBERED BALANCE
	CURRENT MONTH	YEAR TO DATE	%	CURRENT MONTH	%	YEAR TO DATE	%			
OTHER FINANCING SOURCES (USES)										
TOTAL OTHER FINANCING SOURCES (USES)	<i>0.00</i>	<i>0.00</i>		<i>0.00</i>		<i>0.00</i>		<i>0.00</i>	<i>0.00</i>	<i>0.00</i>
NET CHANGE IN FUND BALANCE	0.00	0.00		0.00		0.00		0.00	0.00	0.00



FUND DEPT 5081-120 : NURSING HOME - EMPLOYEE GROUP INSURANCE

5/13/2024 10:44:04 AM

PERIOD ENDING 4/30/2024

	ACTUAL LAST YEAR			ACTUAL THIS YEAR				ENCUMBRANCE	BUDGET	UNENCUMBERED BALANCE
	CURRENT MONTH	YEAR TO DATE	%	CURRENT MONTH	%	YEAR TO DATE	%			
OTHER FINANCING SOURCES (USES)										
TOTAL OTHER FINANCING SOURCES (USES)	0.00	0.00		0.00		0.00		0.00	0.00	0.00
NET CHANGE IN FUND BALANCE	0.00	0.00		0.00		0.00		0.00	0.00	0.00



FUND DEPT 5081-405 : NURSING HOME - NURSING HOME TRANSITION

5/13/2024 10:44:04 AM

PERIOD ENDING 4/30/2024

	ACTUAL LAST YEAR			ACTUAL THIS YEAR				ENCUMBRANCE	BUDGET	UNENCUMBERED BALANCE
	CURRENT MONTH	YEAR TO DATE	%	CURRENT MONTH	%	YEAR TO DATE	%			
REVENUES										
<i>TOTAL REVENUES</i>	<i>0.00</i>	<i>0.00</i>	<i>0</i>	<i>0.00</i>	<i>0</i>	<i>0.00</i>	<i>0</i>	<i>0.00</i>	<i>0.00</i>	<i>0.00</i>
EXPENDITURES										
<i>TOTAL EXPENDITURES</i>	<i>0.00</i>	<i>0.00</i>	<i>0</i>	<i>0.00</i>	<i>0</i>	<i>0.00</i>	<i>0</i>	<i>0.00</i>	<i>0.00</i>	<i>0.00</i>
OTHER FINANCING SOURCES (USES)										
<i>TOTAL OTHER FINANCING SOURCES (USES)</i>	<i>0.00</i>	<i>0.00</i>		<i>0.00</i>		<i>0.00</i>		<i>0.00</i>	<i>0.00</i>	<i>0.00</i>
NET CHANGE IN FUND BALANCE	0.00	0.00		0.00		0.00		0.00	0.00	0.00



FUND DEPT 5081-410 : NURSING HOME - ADMINISTRATIVE

5/13/2024 10:44:04 AM

PERIOD ENDING 4/30/2024

	ACTUAL LAST YEAR			ACTUAL THIS YEAR				ENCUMBRANCE	BUDGET	UNENCUMBERED BALANCE
	CURRENT MONTH	YEAR TO DATE	%	CURRENT MONTH	%	YEAR TO DATE	%			
REVENUES										
4008 INVESTMENT EARNINGS	378.96	1,416.62	354	281.35	113	1,328.62	531	0.00	250.00	-1,078.62
TOTAL REVENUES	378.96	1,416.62	354	281.35	113	1,328.62	531	0.00	250.00	-1,078.62
EXPENDITURES										
5020 SERVICES	0.00	21,218.60	13	913.50	1	20,688.05	18	0.00	114,057.00	93,368.95
TOTAL EXPENDITURES	0.00	21,218.60	13	913.50	1	20,688.05	18	0.00	114,057.00	93,368.95
OTHER FINANCING SOURCES (USES)										
TOTAL OTHER FINANCING SOURCES (USES)	0.00	0.00		0.00		0.00		0.00	0.00	0.00
NET CHANGE IN FUND BALANCE	378.96	-19,801.98		-632.15		-19,359.43		0.00	-113,807.00	-94,447.57



FUND DEPT 5081-415 : NURSING HOME - ENVIRONMENTAL SERVICES

5/13/2024 10:44:04 AM

PERIOD ENDING 4/30/2024

	ACTUAL LAST YEAR			ACTUAL THIS YEAR				ENCUMBRANCE	BUDGET	UNENCUMBERED BALANCE
	CURRENT MONTH	YEAR TO DATE	%	CURRENT MONTH	%	YEAR TO DATE	%			
EXPENDITURES										
TOTAL EXPENDITURES	0.00	0.00	0	0.00	0	0.00	0	0.00	0.00	0.00
NET CHANGE IN FUND BALANCE	0.00	0.00		0.00		0.00		0.00	0.00	0.00



FUND DEPT 5081-420 : NURSING HOME - LAUNDRY

5/13/2024 10:44:04 AM

PERIOD ENDING 4/30/2024

	ACTUAL LAST YEAR			ACTUAL THIS YEAR				ENCUMBRANCE	BUDGET	UNENCUMBERED BALANCE
	CURRENT MONTH	YEAR TO DATE	%	CURRENT MONTH	%	YEAR TO DATE	%			
EXPENDITURES										
TOTAL EXPENDITURES	0.00	0.00	0	0.00	0	0.00	0	0.00	0.00	0.00
NET CHANGE IN FUND BALANCE	0.00	0.00		0.00		0.00		0.00	0.00	0.00



FUND DEPT 5081-425 : NURSING HOME - MAINTENANCE

5/13/2024 10:44:04 AM

PERIOD ENDING 4/30/2024

	ACTUAL LAST YEAR			ACTUAL THIS YEAR				ENCUMBRANCE	BUDGET	UNENCUMBERED BALANCE
	CURRENT MONTH	YEAR TO DATE	%	CURRENT MONTH	%	YEAR TO DATE	%			
EXPENDITURES										
TOTAL EXPENDITURES	0.00	0.00	0	0.00	0	0.00	0	0.00	0.00	0.00
NET CHANGE IN FUND BALANCE	0.00	0.00		0.00		0.00		0.00	0.00	0.00



FUND DEPT 5081-430 : NURSING HOME - NURSING SERVICES

5/13/2024 10:44:04 AM

PERIOD ENDING 4/30/2024

	ACTUAL LAST YEAR			ACTUAL THIS YEAR				ENCUMBRANCE	BUDGET	UNENCUMBERED BALANCE
	CURRENT MONTH	YEAR TO DATE	%	CURRENT MONTH	%	YEAR TO DATE	%			
EXPENDITURES										
TOTAL EXPENDITURES	0.00	0.00	0	0.00	0	0.00	0	0.00	0.00	0.00
NET CHANGE IN FUND BALANCE	0.00	0.00		0.00		0.00		0.00	0.00	0.00



FUND DEPT 5081-440 : NURSING HOME - ACTIVITIES

5/13/2024 10:44:04 AM

PERIOD ENDING 4/30/2024

	ACTUAL LAST YEAR			ACTUAL THIS YEAR				ENCUMBRANCE	BUDGET	UNENCUMBERED BALANCE
	CURRENT MONTH	YEAR TO DATE	%	CURRENT MONTH	%	YEAR TO DATE	%			
EXPENDITURES										
TOTAL EXPENDITURES	0.00	0.00	0	0.00	0	0.00	0	0.00	0.00	0.00
NET CHANGE IN FUND BALANCE	0.00	0.00		0.00		0.00		0.00	0.00	0.00




FUND DEPT 5081-441 : NURSING HOME - SOCIAL SERVICES

5/13/2024 10:44:04 AM

PERIOD ENDING 4/30/2024

	ACTUAL LAST YEAR			ACTUAL THIS YEAR				ENCUMBRANCE	BUDGET	UNENCUMBERED BALANCE
	CURRENT MONTH	YEAR TO DATE	%	CURRENT MONTH	%	YEAR TO DATE	%			
EXPENDITURES										
TOTAL EXPENDITURES	0.00	0.00	0	0.00	0	0.00	0	0.00	0.00	0.00
NET CHANGE IN FUND BALANCE	0.00	0.00		0.00		0.00		0.00	0.00	0.00




FUND DEPT 5081-445 : NURSING HOME - PHYSICAL THERAPY

5/13/2024 10:44:04 AM

PERIOD ENDING 4/30/2024

	ACTUAL LAST YEAR			ACTUAL THIS YEAR				ENCUMBRANCE	BUDGET	UNENCUMBERED BALANCE
	CURRENT MONTH	YEAR TO DATE	%	CURRENT MONTH	%	YEAR TO DATE	%			
EXPENDITURES										
TOTAL EXPENDITURES	0.00	0.00	0	0.00	0	0.00	0	0.00	0.00	0.00
NET CHANGE IN FUND BALANCE	0.00	0.00		0.00		0.00		0.00	0.00	0.00



FUND DEPT 5081-446 : NURSING HOME - OCCUPATIONAL THERAPY

5/13/2024 10:44:04 AM

PERIOD ENDING 4/30/2024

	ACTUAL LAST YEAR			ACTUAL THIS YEAR				ENCUMBRANCE	BUDGET	UNENCUMBERED BALANCE
	CURRENT MONTH	YEAR TO DATE	%	CURRENT MONTH	%	YEAR TO DATE	%			
EXPENDITURES										
TOTAL EXPENDITURES	0.00	0.00	0	0.00	0	0.00	0	0.00	0.00	0.00
NET CHANGE IN FUND BALANCE	0.00	0.00		0.00		0.00		0.00	0.00	0.00



FUND DEPT 5081-447 : NURSING HOME - RESPIRATORY THERAPY

5/13/2024 10:44:04 AM

PERIOD ENDING 4/30/2024

	ACTUAL LAST YEAR			ACTUAL THIS YEAR				ENCUMBRANCE	BUDGET	UNENCUMBERED BALANCE
	CURRENT MONTH	YEAR TO DATE	%	CURRENT MONTH	%	YEAR TO DATE	%			
EXPENDITURES										
TOTAL EXPENDITURES	0.00	0.00	0	0.00	0	0.00	0	0.00	0.00	0.00
NET CHANGE IN FUND BALANCE	0.00	0.00		0.00		0.00		0.00	0.00	0.00



FUND DEPT 5081-448 : NURSING HOME - SPEECH THERAPY

5/13/2024 10:44:04 AM

PERIOD ENDING 4/30/2024

	ACTUAL LAST YEAR			ACTUAL THIS YEAR				ENCUMBRANCE	BUDGET	UNENCUMBERED BALANCE
	CURRENT MONTH	YEAR TO DATE	%	CURRENT MONTH	%	YEAR TO DATE	%			
EXPENDITURES										
TOTAL EXPENDITURES	0.00	0.00	0	0.00	0	0.00	0	0.00	0.00	0.00
NET CHANGE IN FUND BALANCE	0.00	0.00		0.00		0.00		0.00	0.00	0.00




FUND DEPT 5081-450 : NURSING HOME - DIETARY

5/13/2024 10:44:04 AM

PERIOD ENDING 4/30/2024

	ACTUAL LAST YEAR			ACTUAL THIS YEAR				ENCUMBRANCE	BUDGET	UNENCUMBERED BALANCE
	CURRENT MONTH	YEAR TO DATE	%	CURRENT MONTH	%	YEAR TO DATE	%			
EXPENDITURES										
TOTAL EXPENDITURES	0.00	0.00	0	0.00	0	0.00	0	0.00	0.00	0.00
NET CHANGE IN FUND BALANCE	0.00	0.00		0.00		0.00		0.00	0.00	0.00



FUND DEPT 5081-455 : NURSING HOME - BEAUTY SHOP

5/13/2024 10:44:04 AM

PERIOD ENDING 4/30/2024

	ACTUAL LAST YEAR			ACTUAL THIS YEAR				ENCUMBRANCE	BUDGET	UNENCUMBERED BALANCE
	CURRENT MONTH	YEAR TO DATE	%	CURRENT MONTH	%	YEAR TO DATE	%			
EXPENDITURES										
TOTAL EXPENDITURES	0.00	0.00	0	0.00	0	0.00	0	0.00	0.00	0.00
NET CHANGE IN FUND BALANCE	0.00	0.00		0.00		0.00		0.00	0.00	0.00



FUND DEPT 5081-460 : NURSING HOME - ADULT DAY CARE

5/13/2024 10:44:04 AM

PERIOD ENDING 4/30/2024

	ACTUAL LAST YEAR			ACTUAL THIS YEAR				ENCUMBRANCE	BUDGET	UNENCUMBERED BALANCE
	CURRENT MONTH	YEAR TO DATE	%	CURRENT MONTH	%	YEAR TO DATE	%			
EXPENDITURES										
TOTAL EXPENDITURES	0.00	0.00	0	0.00	0	0.00	0	0.00	0.00	0.00
NET CHANGE IN FUND BALANCE	0.00	0.00		0.00		0.00		0.00	0.00	0.00



FUND DEPT 5081-462 : NURSING HOME - ALZHEIMERS UNIT

5/13/2024 10:44:04 AM

PERIOD ENDING 4/30/2024

	ACTUAL LAST YEAR			ACTUAL THIS YEAR				ENCUMBRANCE	BUDGET	UNENCUMBERED BALANCE
	CURRENT MONTH	YEAR TO DATE	%	CURRENT MONTH	%	YEAR TO DATE	%			
EXPENDITURES										
TOTAL EXPENDITURES	0.00	0.00	0	0.00	0	0.00	0	0.00	0.00	0.00
NET CHANGE IN FUND BALANCE	0.00	0.00		0.00		0.00		0.00	0.00	0.00



FUND DEPT 6476-118 : SELF-FUNDED INSURANCE - PROPERTY/LIABILITY INSUR

5/13/2024 10:44:04 AM

PERIOD ENDING 4/30/2024

	ACTUAL LAST YEAR			ACTUAL THIS YEAR				ENCUMBRANCE	BUDGET	UNENCUMBERED BALANCE
	CURRENT MONTH	YEAR TO DATE	%	CURRENT MONTH	%	YEAR TO DATE	%			
REVENUES										
4007 CHARGES FOR SERVICES	0.00	0.00	0	0.00	0	0.00	0	0.00	1,774,072.00	1,774,072.00
4009 MISCELLANEOUS REVENUES	0.00	678.50	0	0.00	0	0.00	0	0.00	0.00	0.00
TOTAL REVENUES	0.00	678.50	0	0.00	0	0.00	0	0.00	1,774,072.00	1,774,072.00
EXPENDITURES										
5020 SERVICES	132,150.46	456,729.99	26	21,473.75	1	263,083.53	15	0.00	1,768,000.00	1,504,916.47
TOTAL EXPENDITURES	132,150.46	456,729.99	26	21,473.75	1	263,083.53	15	0.00	1,768,000.00	1,504,916.47
OTHER FINANCING SOURCES (USES)										
7001 OTHER FINANCING USES	0.00	0.00	0	0.00	0	0.00	0	0.00	-6,072.00	-6,072.00
TOTAL OTHER FINANCING SOURCES (USES)	0.00	0.00		0.00		0.00		0.00	-6,072.00	-6,072.00
NET CHANGE IN FUND BALANCE	-132,150.46	-456,051.49		-21,473.75		-263,083.53		0.00	0.00	263,083.53



FUND DEPT 6476-119 : SELF-FUNDED INSURANCE - WORKERS COMP INSURANCE

5/13/2024 10:44:04 AM

PERIOD ENDING 4/30/2024

	ACTUAL LAST YEAR			ACTUAL THIS YEAR				ENCUMBRANCE	BUDGET	UNENCUMBERED BALANCE
	CURRENT MONTH	YEAR TO DATE	%	CURRENT MONTH	%	YEAR TO DATE	%			
REVENUES										
4007 CHARGES FOR SERVICES	94,537.52	270,455.74	28	0.00	0	313,678.76	30	0.00	1,060,194.00	746,515.24
4008 INVESTMENT EARNINGS	3,179.05	28,454.19	569	18,279.02	46	51,959.04	130	0.00	40,000.00	-11,959.04
TOTAL REVENUES	97,716.57	298,909.93	30	18,279.02	2	365,637.80	33	0.00	1,100,194.00	734,556.20
EXPENDITURES										
5003 FRINGE BENEFITS	59,312.01	300,629.82	31	-5,871.15	-1	140,112.90	13	0.00	1,048,000.00	907,887.10
5010 COMMODITIES	0.00	0.00	0	0.00	0	0.00	0	0.00	50.00	50.00
TOTAL EXPENDITURES	59,312.01	300,629.82	31	-5,871.15	-1	140,112.90	13	0.00	1,048,050.00	907,937.10
OTHER FINANCING SOURCES (USES)										
7001 OTHER FINANCING USES	0.00	0.00	0	0.00	0	0.00	0	0.00	-12,144.00	-12,144.00
TOTAL OTHER FINANCING SOURCES (USES)	0.00	0.00		0.00		0.00		0.00	-12,144.00	-12,144.00
NET CHANGE IN FUND BALANCE	38,404.56	-1,719.89		24,150.17		225,524.90		0.00	40,000.00	-185,524.90




FUND DEPT 6620-120 : HEALTH-LIFE INSURANCE - EMPLOYEE GROUP INSURANCE

5/13/2024 10:44:04 AM

PERIOD ENDING 4/30/2024

	ACTUAL LAST YEAR			ACTUAL THIS YEAR				ENCUMBRANCE	BUDGET	UNENCUMBERED BALANCE
	CURRENT MONTH	YEAR TO DATE	%	CURRENT MONTH	%	YEAR TO DATE	%			
REVENUES										
4007 CHARGES FOR SERVICES	4,594.20	18,248.36	0	0.00	0	0.00	0	0.00	60,780.00	60,780.00
4008 INVESTMENT EARNINGS	4.62	2,469.70	123 5	184.03	7	4,468.65	179	0.00	2,500.00	-1,968.65
TOTAL REVENUES	4,598.82	20,718.06	0	184.03	0	4,468.65	7	0.00	63,280.00	58,811.35
EXPENDITURES										
5003 FRINGE BENEFITS	0.00	3,271.38	0	0.00	0	-189.75	0	0.00	0.00	189.75
5010 COMMODITIES	0.00	540.50	100	0.00	0	0.00	0	0.00	600.00	600.00
5020 SERVICES	0.00	50,000.00	86	50,000.00	71	50,200.00	71	0.00	70,679.00	20,479.00
TOTAL EXPENDITURES	0.00	53,811.88	1	50,000.00	70	50,010.25	70	0.00	71,279.00	21,268.75
OTHER FINANCING SOURCES (USES)										
TOTAL OTHER FINANCING SOURCES (USES)	0.00	0.00		0.00		0.00		0.00	0.00	0.00
NET CHANGE IN FUND BALANCE	4,598.82	-33,093.82		-49,815.97		-45,541.60		0.00	-7,999.00	37,542.60



FUND DEPT 7086-060 : TOWNSHIP MOTOR FUEL TAX - HIGHWAY

5/13/2024 10:44:04 AM

PERIOD ENDING 4/30/2024

	ACTUAL LAST YEAR			ACTUAL THIS YEAR				ENCUMBRANCE	BUDGET	UNENCUMBERED BALANCE
	CURRENT MONTH	YEAR TO DATE	%	CURRENT MONTH	%	YEAR TO DATE	%			
REVENUES										
4004 INTERGOVERNMENTAL REVENUE	243,994.36	828,559.63	0	256,099.06	0	875,339.31	0	0.00	0.00	-875,339.31
4008 INVESTMENT EARNINGS	10,794.52	53,665.27	0	5,465.44	0	39,826.51	0	0.00	0.00	-39,826.51
TOTAL REVENUES	254,788.88	882,224.90	0	261,564.50	0	915,165.82	0	0.00	0.00	-915,165.82
EXPENDITURES										
5010 COMMODITIES	0.00	0.00	0	78,022.99	2	251,250.01	6	0.00	4,000,000.00	3,748,749.99
5020 SERVICES	28,421.73	61,195.37	1	0.00	0	173,000.66	17	0.00	1,000,000.00	826,999.34
TOTAL EXPENDITURES	28,421.73	61,195.37	1	78,022.99	2	424,250.67	8	0.00	5,000,000.00	4,575,749.33
NET CHANGE IN FUND BALANCE	226,367.15	821,029.53		183,541.51		490,915.15		0.00	-5,000,000.00	-5,490,915.15




FUND DEPT 7087-060 : TOWNSHIP BRIDGE - HIGHWAY

5/13/2024 10:44:04 AM

PERIOD ENDING 4/30/2024

	ACTUAL LAST YEAR			ACTUAL THIS YEAR				ENCUMBRANCE	BUDGET	UNENCUMBERED BALANCE
	CURRENT MONTH	YEAR TO DATE	%	CURRENT MONTH	%	YEAR TO DATE	%			
REVENUES										
4008 INVESTMENT EARNINGS	2.45	75.52	0	10,473.91	0	10,487.53	0	0.00	0.00	-10,487.53
TOTAL REVENUES	2.45	75.52	0	10,473.91	0	10,487.53	0	0.00	0.00	-10,487.53
EXPENDITURES										
TOTAL EXPENDITURES	0.00	0.00	0	0.00	0	0.00	0	0.00	0.00	0.00
NET CHANGE IN FUND BALANCE	2.45	75.52		10,473.91		10,487.53		0.00	0.00	-10,487.53



FUND DEPT 7097-026 : ESTATE - COUNTY TREASURER

5/13/2024 10:44:04 AM

PERIOD ENDING 4/30/2024

	ACTUAL LAST YEAR			ACTUAL THIS YEAR				ENCUMBRANCE	BUDGET	UNENCUMBERED BALANCE
	CURRENT MONTH	YEAR TO DATE	%	CURRENT MONTH	%	YEAR TO DATE	%			
REVENUES										
TOTAL REVENUES	0.00	0.00	0	0.00	0	0.00	0	0.00	0.00	0.00
NET CHANGE IN FUND BALANCE	0.00	0.00		0.00		0.00		0.00	0.00	0.00



FUND DEPT 7667-026 : PROPERTY CONDEMNATIONS - COUNTY TREASURER

5/13/2024 10:44:04 AM

PERIOD ENDING 4/30/2024

	ACTUAL LAST YEAR			ACTUAL THIS YEAR				ENCUMBRANCE	BUDGET	UNENCUMBERED BALANCE
	CURRENT MONTH	YEAR TO DATE	%	CURRENT MONTH	%	YEAR TO DATE	%			
REVENUES										
TOTAL REVENUES	0.00	0.00	0	0.00	0	0.00	0	0.00	0.00	0.00
OTHER FINANCING SOURCES (USES)										
TOTAL OTHER FINANCING SOURCES (USES)	0.00	0.00		0.00		0.00		0.00	0.00	0.00
NET CHANGE IN FUND BALANCE	0.00	0.00		0.00		0.00		0.00	0.00	0.00



FUND DEPT 7687-040 : SHERIFF FORECLOSURES - SHERIFF

5/13/2024 10:44:04 AM

PERIOD ENDING 4/30/2024

	ACTUAL LAST YEAR			ACTUAL THIS YEAR				ENCUMBRANCE	BUDGET	UNENCUMBERED BALANCE
	CURRENT MONTH	YEAR TO DATE	%	CURRENT MONTH	%	YEAR TO DATE	%			
REVENUES										
TOTAL REVENUES	0.00	0.00	0	0.00	0	0.00	0	0.00	0.00	0.00
OTHER FINANCING SOURCES (USES)										
6001 OTHER FINANCING SOURCES	193,934.13	1,110,943.55	0	0.00	0	0.00	0	0.00	0.00	0.00
TOTAL OTHER FINANCING SOURCES (USES)	193,934.13	1,110,943.55		0.00		0.00		0.00	0.00	0.00
NET CHANGE IN FUND BALANCE	193,934.13	1,110,943.55		0.00		0.00		0.00	0.00	0.00




FUND DEPT 7699-020 : GARNISHMENTS - AUDITOR

5/13/2024 10:44:04 AM


PERIOD ENDING 4/30/2024

	ACTUAL LAST YEAR			ACTUAL THIS YEAR				ENCUMBRANCE	BUDGET	UNENCUMBERED BALANCE
	CURRENT MONTH	YEAR TO DATE	%	CURRENT MONTH	%	YEAR TO DATE	%			
REVENUES										
<i>TOTAL REVENUES</i>	<i>0.00</i>	<i>0.00</i>	<i>0</i>	<i>0.00</i>	<i>0</i>	<i>0.00</i>	<i>0</i>	<i>0.00</i>	<i>0.00</i>	<i>0.00</i>
OTHER FINANCING SOURCES (USES)										
<i>TOTAL OTHER FINANCING SOURCES (USES)</i>	<i>0.00</i>	<i>0.00</i>		<i>0.00</i>		<i>0.00</i>		<i>0.00</i>	<i>0.00</i>	<i>0.00</i>
NET CHANGE IN FUND BALANCE	0.00	0.00		0.00		0.00		0.00	0.00	0.00



PERIOD ENDING 4/30/2024

	ACTUAL LAST YEAR			ACTUAL THIS YEAR				ENCUMBRANCE	BUDGET	UNENCUMBERED BALANCE
	CURRENT MONTH	YEAR TO DATE	%	CURRENT MONTH	%	YEAR TO DATE	%			
REVENUES										
4004 INTERGOVERNMENTAL REVENUE	6,644.50	6,644.50	1	4,691.33	1	40,705.33	7	0.00	572,082.00	531,376.67
4007 CHARGES FOR SERVICES	0.00	724.46	1	0.00	0	0.00	0	0.00	62,500.00	62,500.00
4008 INVESTMENT EARNINGS	351.24	4,156.72	831	1,899.02	17	7,009.32	64	0.00	11,000.00	3,990.68
4009 MISCELLANEOUS REVENUES	2,710.00	2,710.00	21	0.00	0	154.00	1	0.00	12,500.00	12,346.00
TOTAL REVENUES	9,705.74	14,235.68	2	6,590.35	1	47,868.65	7	0.00	658,082.00	610,213.35
EXPENDITURES										
5001 SALARIES AND WAGES	30,273.24	122,851.01	30	28,680.99	7	106,504.41	25	0.00	419,154.00	312,649.59
5003 FRINGE BENEFITS	8,236.96	28,758.60	23	6,199.47	5	27,167.45	21	0.00	129,475.00	102,307.55
5010 COMMODITIES	874.00	2,236.99	35	32.42	1	-57.58	-1	0.00	5,450.00	5,507.58
5020 SERVICES	3,035.46	7,259.67	20	930.58	2	3,213.41	8	0.00	40,300.00	37,086.59
8000 CAPITAL OUTLAY	0.00	0.00	0	0.00	0	0.00	0	0.00	15,000.00	15,000.00
TOTAL EXPENDITURES	42,419.66	161,106.27	28	35,843.46	6	136,827.69	22	0.00	609,379.00	472,551.31
OTHER FINANCING SOURCES (USES)										
7001 OTHER FINANCING USES	0.00	0.00	0	0.00	0	0.00	0	0.00	-63,500.00	-63,500.00
TOTAL OTHER FINANCING SOURCES (USES)	0.00	0.00		0.00		0.00		0.00	-63,500.00	-63,500.00
NET CHANGE IN FUND BALANCE	-32,713.92	-146,870.59		-29,253.11		-88,959.04		0.00	-14,797.00	74,162.04



FUND DEPT 8850-112 : GEOG INF SYS JOINT VENTUR - CAPITAL/TECHNOLOGY PURCH

5/13/2024 10:44:04 AM

PERIOD ENDING 4/30/2024

	ACTUAL LAST YEAR			ACTUAL THIS YEAR				ENCUMBRANCE	BUDGET	UNENCUMBERED BALANCE
	CURRENT MONTH	YEAR TO DATE	%	CURRENT MONTH	%	YEAR TO DATE	%			
REVENUES										
TOTAL REVENUES	0.00	0.00	0	0.00	0	0.00	0	0.00	0.00	0.00
EXPENDITURES										
5010 COMMODITIES	0.00	1,472.21	98	99.47	2	350.29	6	0.00	5,750.00	5,399.71
5020 SERVICES	710.04	39,933.47	65	993.42	1	10,032.02	14	0.00	69,875.00	59,842.98
8000 CAPITAL OUTLAY	0.00	0.00	0	0.00	0	0.00	0	0.00	12,000.00	12,000.00
TOTAL EXPENDITURES	710.04	41,405.68	58	1,092.89	1	10,382.31	12	0.00	87,625.00	77,242.69
OTHER FINANCING SOURCES (USES)										
6001 OTHER FINANCING SOURCES	0.00	0.00	0	0.00	0	0.00	0	0.00	60,500.00	60,500.00
TOTAL OTHER FINANCING SOURCES (USES)	0.00	0.00		0.00		0.00		0.00	60,500.00	60,500.00
NET CHANGE IN FUND BALANCE	-710.04	-41,405.68		-1,092.89		-10,382.31		0.00	-27,125.00	-16,742.69



FUND DEPT 8850-672 : GEOG INF SYS JOINT VENTUR - AERIAL PHOTOGRAPHY PROJ

5/13/2024 10:44:04 AM

PERIOD ENDING 4/30/2024

	ACTUAL LAST YEAR			ACTUAL THIS YEAR				ENCUMBRANCE	BUDGET	UNENCUMBERED BALANCE
	CURRENT MONTH	YEAR TO DATE	%	CURRENT MONTH	%	YEAR TO DATE	%			
REVENUES										
4004 INTERGOVERNMENTAL REVENUE	0.00	0.00	0	0.00	0	2,896.00	9	0.00	31,750.00	28,854.00
TOTAL REVENUES	0.00	0.00	0	0.00	0	2,896.00	9	0.00	31,750.00	28,854.00
EXPENDITURES										
TOTAL EXPENDITURES	0.00	0.00	0	0.00	0	0.00	0	0.00	0.00	0.00
NET CHANGE IN FUND BALANCE	0.00	0.00		0.00		2,896.00		0.00	31,750.00	28,854.00