



FUND DEPT 1080-010 : GENERAL CORPORATE - COUNTY BOARD

10/11/2023 3:48:28 PM

PERIOD ENDING 9/30/2023

	ACTUAL LAST YEAR			ACTUAL THIS YEAR				ENCUMBRANCE	BUDGET	UNENCUMBERED BALANCE
	CURRENT MONTH	YEAR TO DATE	%	CURRENT MONTH	%	YEAR TO DATE	%			
REVENUES										
4007 CHARGES FOR SERVICES	0.00	50.00	17	0.00	0	193.34	64	0.00	300.00	106.66
4009 MISCELLANEOUS REVENUES	0.00	800.00	80	0.00	0	0.00	0	0.00	2,000.00	2,000.00
4010 RENTS AND ROYALTIES	9,813.04	219,273.28	55	7,848.90	2	172,042.82	40	0.00	425,000.00	252,957.18
TOTAL REVENUES	9,813.04	220,123.28	52	7,848.90	2	172,236.16	40	0.00	427,300.00	255,063.84
EXPENDITURES										
5001 SALARIES AND WAGES	4,943.08	40,524.26	43	8,333.08	9	43,927.26	49	0.00	89,000.00	45,072.74
5010 COMMODITIES	9.07	40.89	7	65.78	1	175.48	3	0.00	5,250.00	5,074.52
5020 SERVICES	18,860.63	85,645.16	84	1,035.71	1	66,023.30	63	0.00	104,035.00	38,011.70
TOTAL EXPENDITURES	23,812.78	126,210.31	63	9,434.57	5	110,126.04	56	0.00	198,285.00	88,158.96
NET CHANGE IN FUND BALANCE	-13,999.74	93,912.97		-1,585.67		62,110.12		0.00	229,015.00	166,904.88



FUND DEPT 1080-012 : GENERAL CORPORATE - TORNADO SIRENS

10/11/2023 3:48:28 PM

PERIOD ENDING 9/30/2023

	ACTUAL LAST YEAR			ACTUAL THIS YEAR				ENCUMBRANCE	BUDGET	UNENCUMBERED BALANCE
	CURRENT MONTH	YEAR TO DATE	%	CURRENT MONTH	%	YEAR TO DATE	%			
REVENUES										
4004 INTERGOVERNMENTAL REVENUE	0.00	3,990.00	100	0.00	0	0.00	0	0.00	0.00	0.00
TOTAL REVENUES	0.00	3,990.00	100	0.00	0	0.00	0	0.00	0.00	0.00
EXPENDITURES										
5020 SERVICES	0.00	3,990.00	100	0.00	0	0.00	0	0.00	0.00	0.00
TOTAL EXPENDITURES	0.00	3,990.00	100	0.00	0	0.00	0	0.00	0.00	0.00
NET CHANGE IN FUND BALANCE	0.00	0.00		0.00		0.00		0.00	0.00	0.00



FUND DEPT 1080-013 : GENERAL CORPORATE - DEBT SERVICE

10/11/2023 3:48:28 PM

PERIOD ENDING 9/30/2023

	ACTUAL LAST YEAR			ACTUAL THIS YEAR				ENCUMBRANCE	BUDGET	UNENCUMBERED BALANCE
	CURRENT MONTH	YEAR TO DATE	%	CURRENT MONTH	%	YEAR TO DATE	%			
REVENUES										
4004 INTERGOVERNMENTAL REVENUE	0.00	0.00	0	146,751.00	9	1,027,257.00	65	0.00	1,578,901.00	551,644.00
TOTAL REVENUES	0.00	0.00	0	146,751.00	9	1,027,257.00	65	0.00	1,578,901.00	551,644.00
EXPENDITURES										
5050 INTEREST AND FISCAL CHARGES	0.00	0.00	0	0.00	0	469,780.42	30	0.00	1,572,901.00	1,103,120.58
TOTAL EXPENDITURES	0.00	0.00	0	0.00	0	469,780.42	30	0.00	1,572,901.00	1,103,120.58
OTHER FINANCING SOURCES (USES)										
TOTAL OTHER FINANCING SOURCES (USES)	0.00	0.00		0.00		0.00		0.00	0.00	0.00
NET CHANGE IN FUND BALANCE	0.00	0.00		146,751.00		557,476.58		0.00	6,000.00	-551,476.58



FUND DEPT 1080-016 : GENERAL CORPORATE - ADMINISTRATIVE SERVICES

10/11/2023 3:48:28 PM

PERIOD ENDING 9/30/2023

	ACTUAL LAST YEAR			ACTUAL THIS YEAR				ENCUMBRANCE	BUDGET	UNENCUMBERED BALANCE
	CURRENT MONTH	YEAR TO DATE	%	CURRENT MONTH	%	YEAR TO DATE	%			
REVENUES										
4004 INTERGOVERNMENTAL REVENUE	1,015.18	1,015.18	15	169.60	2	453.93	6	0.00	7,000.00	6,546.07
4009 MISCELLANEOUS REVENUES	0.00	1,447.25	48	5.00	0	1,562.81	52	0.00	3,000.00	1,437.19
TOTAL REVENUES	1,015.18	2,462.43	25	174.60	2	2,016.74	20	0.00	10,000.00	7,983.26
EXPENDITURES										
5001 SALARIES AND WAGES	54,442.00	518,913.51	71	46,396.74	6	500,342.04	68	0.00	736,447.00	236,104.96
5010 COMMODITIES	72,215.05	232,040.84	72	41,057.37	12	164,675.18	50	0.00	332,230.00	167,554.82
5020 SERVICES	869.22	12,562.28	43	619.05	2	15,565.97	53	0.00	29,280.00	13,714.03
TOTAL EXPENDITURES	127,526.27	763,516.63	71	88,073.16	8	680,583.19	62	0.00	1,097,957.00	417,373.81
OTHER FINANCING SOURCES (USES)										
6001 OTHER FINANCING SOURCES	0.00	0.00	0	0.00	0	0.00	0	0.00	17,217.00	17,217.00
TOTAL OTHER FINANCING SOURCES (USES)	0.00	0.00		0.00		0.00		0.00	17,217.00	17,217.00
NET CHANGE IN FUND BALANCE	-126,511.09	-761,054.20		-87,898.56		-678,566.45		0.00	-1,070,740.00	-392,173.55



FUND DEPT 1080-017 : GENERAL CORPORATE - COOPERATIVE EXTENSION SRV

10/11/2023 3:48:28 PM

PERIOD ENDING 9/30/2023

	ACTUAL LAST YEAR			ACTUAL THIS YEAR				ENCUMBRANCE	BUDGET	UNENCUMBERED BALANCE
	CURRENT MONTH	YEAR TO DATE	%	CURRENT MONTH	%	YEAR TO DATE	%			
REVENUES										
4001 PROPERTY TAX	113,801.71	342,453.93	78	159,391.80	36	412,248.70	93	0.00	442,000.00	29,751.30
TOTAL REVENUES	113,801.71	342,453.93	78	159,391.80	36	412,248.70	93	0.00	442,000.00	29,751.30
EXPENDITURES										
5020 SERVICES	113,801.71	342,453.93	78	159,133.69	35	412,724.72	92	0.00	448,735.00	36,010.28
TOTAL EXPENDITURES	113,801.71	342,453.93	78	159,133.69	35	412,724.72	92	0.00	448,735.00	36,010.28
NET CHANGE IN FUND BALANCE	0.00	0.00		258.11		-476.02		0.00	-6,735.00	-6,258.98



FUND DEPT 1080-020 : GENERAL CORPORATE - AUDITOR

10/11/2023 3:48:28 PM

PERIOD ENDING 9/30/2023

	ACTUAL LAST YEAR			ACTUAL THIS YEAR				ENCUMBRANCE	BUDGET	UNENCUMBERED BALANCE
	CURRENT MONTH	YEAR TO DATE	%	CURRENT MONTH	%	YEAR TO DATE	%			
REVENUES										
4004 INTERGOVERNMENTAL REVENUE	0.00	6,500.00	100	0.00	0	0.00	0	0.00	6,500.00	6,500.00
4007 CHARGES FOR SERVICES	0.00	0.00	0	0.00	0	0.00	0	0.00	120,000.00	120,000.00
4008 INVESTMENT EARNINGS	0.00	0.00	0	19.09	0	154.09	0	0.00	0.00	-154.09
4009 MISCELLANEOUS REVENUES	0.00	1,134.60	9	0.00	0	0.00	0	0.00	0.00	0.00
TOTAL REVENUES	0.00	7,634.60	6	19.09	0	154.09	0	0.00	126,500.00	126,345.91
EXPENDITURES										
5001 SALARIES AND WAGES	31,007.28	267,057.61	69	31,582.07	7	288,973.02	68	0.00	425,064.00	136,090.98
5010 COMMODITIES	195.00	344.92	9	570.30	15	1,033.47	27	0.00	3,874.64	2,841.17
5020 SERVICES	392.50	8,007.35	70	211.90	1	9,295.40	57	0.00	16,442.36	7,146.96
TOTAL EXPENDITURES	31,594.78	275,409.88	69	32,364.27	7	299,301.89	67	0.00	445,381.00	146,079.11
OTHER FINANCING SOURCES (USES)										
TOTAL OTHER FINANCING SOURCES (USES)	0.00	0.00		0.00		0.00		0.00	0.00	0.00
NET CHANGE IN FUND BALANCE	-31,594.78	-267,775.28		-32,345.18		-299,147.80		0.00	-318,881.00	-19,733.20



FUND DEPT 1080-021 : GENERAL CORPORATE - BOARD OF REVIEW

10/11/2023 3:48:28 PM

PERIOD ENDING 9/30/2023

	ACTUAL LAST YEAR			ACTUAL THIS YEAR				ENCUMBRANCE	BUDGET	UNENCUMBERED BALANCE
	CURRENT MONTH	YEAR TO DATE	%	CURRENT MONTH	%	YEAR TO DATE	%			
REVENUES										
TOTAL REVENUES	0.00	0.00	0	0.00	0	0.00	0	0.00	0.00	0.00
EXPENDITURES										
5001 SALARIES AND WAGES	10,435.80	99,064.05	73	10,957.50	8	104,311.25	73	0.00	142,448.00	38,136.75
5010 COMMODITIES	0.00	101.00	9	0.00	0	374.97	28	0.00	1,333.50	958.53
5020 SERVICES	0.00	1,370.76	28	0.00	0	15,236.08	84	0.00	18,115.00	2,878.92
TOTAL EXPENDITURES	10,435.80	100,535.81	71	10,957.50	7	119,922.30	74	0.00	161,896.50	41,974.20
NET CHANGE IN FUND BALANCE	-10,435.80	-100,535.81		-10,957.50		-119,922.30		0.00	-161,896.50	-41,974.20



FUND DEPT 1080-022 : GENERAL CORPORATE - COUNTY CLERK

10/11/2023 3:48:28 PM

PERIOD ENDING 9/30/2023

	ACTUAL LAST YEAR			ACTUAL THIS YEAR				ENCUMBRANCE	BUDGET	UNENCUMBERED BALANCE
	CURRENT MONTH	YEAR TO DATE	%	CURRENT MONTH	%	YEAR TO DATE	%			
REVENUES										
4004 INTERGOVERNMENTAL REVENUE	8,190.00	8,190.00	16	0.00	0	0.00	0	0.00	51,815.00	51,815.00
4006 LICENSES AND PERMITS	6,795.00	76,890.00	94	8,354.50	8	83,219.50	75	0.00	110,400.00	27,180.50
4007 CHARGES FOR SERVICES	30,555.10	212,916.20	63	26,594.00	8	195,612.40	58	0.00	340,000.00	144,387.60
4008 INVESTMENT EARNINGS	16.45	119.62	60	4.41	2	107.04	54	0.00	200.00	92.96
4009 MISCELLANEOUS REVENUES	0.00	0.00	0	685.00	342 5	5,630.00	281 50	0.00	20.00	-5,610.00
TOTAL REVENUES	45,556.55	298,115.82	63	35,637.91	7	284,568.94	57	0.00	502,435.00	217,866.06
EXPENDITURES										
5001 SALARIES AND WAGES	58,600.21	602,586.76	68	64,570.86	7	638,094.65	67	0.00	951,536.00	313,441.35
5010 COMMODITIES	22,879.75	103,559.49	87	1,549.61	1	86,870.19	78	0.00	110,897.00	24,026.81
5020 SERVICES	49,055.30	272,471.49	80	79,975.55	19	234,722.06	55	0.00	424,453.00	189,730.94
8000 CAPITAL OUTLAY	0.00	209,950.00	92	0.00	0	0.00	0	0.00	42,535.00	42,535.00
TOTAL EXPENDITURES	130,535.26	1,188,567.74	75	146,096.02	10	959,686.90	63	0.00	1,529,421.00	569,734.10
OTHER FINANCING SOURCES (USES)										
TOTAL OTHER FINANCING SOURCES (USES)	0.00	0.00		0.00		0.00		0.00	0.00	0.00
NET CHANGE IN FUND BALANCE	-84,978.71	-890,451.92		-110,458.11		-675,117.96		0.00	-1,026,986.00	-351,868.04



FUND DEPT 1080-023 : GENERAL CORPORATE - RECORDER

10/11/2023 3:48:28 PM

PERIOD ENDING 9/30/2023

	ACTUAL LAST YEAR			ACTUAL THIS YEAR				ENCUMBRANCE	BUDGET	UNENCUMBERED BALANCE
	CURRENT MONTH	YEAR TO DATE	%	CURRENT MONTH	%	YEAR TO DATE	%			
REVENUES										
4004 INTERGOVERNMENTAL REVENUE	0.00	3,276.71	0	0.00	0	0.00	0	0.00	0.00	0.00
4006 LICENSES AND PERMITS	196,784.25	2,072,844.00	86	59,109.75	12	426,461.25	85	0.00	500,000.00	73,538.75
4007 CHARGES FOR SERVICES	82,085.50	735,788.00	67	49,652.50	6	465,987.00	58	0.00	800,000.00	334,013.00
4009 MISCELLANEOUS REVENUES	5,432.40	39,632.25	495	197.50	1	7,604.70	30	0.00	25,000.00	17,395.30
TOTAL REVENUES	284,302.15	2,851,540.96	81	108,959.75	8	900,052.95	68	0.00	1,325,000.00	424,947.05
EXPENDITURES										
5001 SALARIES AND WAGES	12,426.55	117,397.94	75	15,974.56	9	134,862.14	72	0.00	187,353.00	52,490.86
5010 COMMODITIES	7.05	104.85	52	105.31	21	319.14	64	0.00	500.00	180.86
5020 SERVICES	143,464.50	1,406,395.45	75	0.00	0	118.80	7	0.00	1,780.00	1,661.20
TOTAL EXPENDITURES	155,898.10	1,523,898.24	75	16,079.87	8	135,300.08	71	0.00	189,633.00	54,332.92
NET CHANGE IN FUND BALANCE	128,404.05	1,327,642.72		92,879.88		764,752.87		0.00	1,135,367.00	370,614.13



FUND DEPT 1080-025 : GENERAL CORPORATE - SUPERVISOR OF ASSESSMENT

10/11/2023 3:48:28 PM

PERIOD ENDING 9/30/2023

	ACTUAL LAST YEAR			ACTUAL THIS YEAR				ENCUMBRANCE	BUDGET	UNENCUMBERED BALANCE
	CURRENT MONTH	YEAR TO DATE	%	CURRENT MONTH	%	YEAR TO DATE	%			
REVENUES										
4004 INTERGOVERNMENTAL REVENUE	7,083.34	24,791.69	54	3,718.74	8	26,031.18	55	0.00	46,988.00	20,956.82
4009 MISCELLANEOUS REVENUES	100.00	500.00	167	0.00	0	500.00	83	0.00	600.00	100.00
TOTAL REVENUES	7,183.34	25,291.69	55	3,718.74	8	26,531.18	56	0.00	47,588.00	21,056.82
EXPENDITURES										
5001 SALARIES AND WAGES	25,452.23	232,866.14	70	27,424.98	8	244,650.97	69	0.00	356,811.00	112,160.03
5010 COMMODITIES	0.00	3,025.66	52	152.51	3	2,542.27	45	0.00	5,632.00	3,089.73
5020 SERVICES	14.30	22,466.76	41	54.30	0	24,494.39	36	0.00	67,420.00	42,925.61
TOTAL EXPENDITURES	25,466.53	258,358.56	65	27,631.79	6	271,687.63	63	0.00	429,863.00	158,175.37
NET CHANGE IN FUND BALANCE	-18,283.19	-233,066.87		-23,913.05		-245,156.45		0.00	-382,275.00	-137,118.55




FUND DEPT 1080-026 : GENERAL CORPORATE - COUNTY TREASURER

10/11/2023 3:48:28 PM

PERIOD ENDING 9/30/2023

	ACTUAL LAST YEAR			ACTUAL THIS YEAR				ENCUMBRANCE	BUDGET	UNENCUMBERED BALANCE
	CURRENT MONTH	YEAR TO DATE	%	CURRENT MONTH	%	YEAR TO DATE	%			
REVENUES										
4001 PROPERTY TAX	0.00	2,038.21	0	0.00	0	2,020.00	0	0.00	500,000.00	497,980.00
4004 INTERGOVERNMENTAL REVENUE	0.00	6,500.00	46	0.00	0	0.00	0	0.00	14,000.00	14,000.00
4007 CHARGES FOR SERVICES	0.00	50.00	0	148.00	74	1,523.95	762	0.00	200.00	-1,323.95
4008 INVESTMENT EARNINGS	14.16	115.13	2	2,603.56	37	13,311.94	190	0.00	7,000.00	-6,311.94
TOTAL REVENUES	14.16	8,703.34	1	2,751.56	1	16,855.89	3	0.00	521,200.00	504,344.11
EXPENDITURES										
5001 SALARIES AND WAGES	21,811.09	209,313.23	72	23,884.74	8	223,049.21	70	0.00	317,248.00	94,198.79
5010 COMMODITIES	0.00	2,731.57	41	57.20	1	3,285.71	49	0.00	6,773.00	3,487.29
5020 SERVICES	73.96	36,676.13	76	0.00	0	16,658.72	35	0.00	47,050.00	30,391.28
TOTAL EXPENDITURES	21,885.05	248,720.93	72	23,941.94	6	242,993.64	65	0.00	371,071.00	128,077.36
NET CHANGE IN FUND BALANCE	-21,870.89	-240,017.59		-21,190.38		-226,137.75		0.00	150,129.00	376,266.75



PERIOD ENDING 9/30/2023

	ACTUAL LAST YEAR			ACTUAL THIS YEAR				ENCUMBRANCE	BUDGET	UNENCUMBERED BALANCE
	CURRENT MONTH	YEAR TO DATE	%	CURRENT MONTH	%	YEAR TO DATE	%			
REVENUES										
4004 INTERGOVERNMENTAL REVENUE	400.00	3,670.00	76	0.00	0	2,800.00	58	0.00	4,800.00	2,000.00
4007 CHARGES FOR SERVICES	0.00	0.00	0	0.00	0	0.00	0	0.00	45,600.00	45,600.00
4009 MISCELLANEOUS REVENUES	0.00	0.00	0	0.00	0	3,862.00	0	0.00	0.00	-3,862.00
TOTAL REVENUES	400.00	3,670.00	7	0.00	0	6,662.00	13	0.00	50,400.00	43,738.00
EXPENDITURES										
5001 SALARIES AND WAGES	70,215.50	531,040.96	72	52,367.05	6	565,507.68	63	0.00	904,356.00	338,848.32
5010 COMMODITIES	5,407.67	46,996.70	66	4,645.21	6	50,771.18	67	0.00	75,849.35	25,078.17
5020 SERVICES	40,773.48	208,633.74	56	23,590.11	6	218,458.20	59	0.00	372,918.65	154,460.45
TOTAL EXPENDITURES	116,396.65	786,671.40	66	80,602.37	6	834,737.06	62	0.00	1,353,124.00	518,386.94
OTHER FINANCING SOURCES (USES)										
TOTAL OTHER FINANCING SOURCES (USES)	0.00	0.00		0.00		0.00		0.00	0.00	0.00
NET CHANGE IN FUND BALANCE	-115,996.65	-783,001.40		-80,602.37		-828,075.06		0.00	-1,302,724.00	-474,648.94




FUND DEPT 1080-030 : GENERAL CORPORATE - CIRCUIT CLERK

10/11/2023 3:48:28 PM

PERIOD ENDING 9/30/2023

	ACTUAL LAST YEAR			ACTUAL THIS YEAR				ENCUMBRANCE	BUDGET	UNENCUMBERED BALANCE
	CURRENT MONTH	YEAR TO DATE	%	CURRENT MONTH	%	YEAR TO DATE	%			
REVENUES										
4004 INTERGOVERNMENTAL REVENUE	0.00	6,500.00	100	0.00	0	0.00	0	0.00	6,500.00	6,500.00
4007 CHARGES FOR SERVICES	21,824.77	245,158.91	19	73,611.78	12	583,821.30	97	0.00	600,000.00	16,178.70
4008 INVESTMENT EARNINGS	10,811.42	14,737.88	0	9,181.25	0	69,009.52	0	0.00	0.00	-69,009.52
TOTAL REVENUES	32,636.19	266,396.79	21	82,793.03	14	652,830.82	108	0.00	606,500.00	-46,330.82
EXPENDITURES										
5001 SALARIES AND WAGES	90,468.81	805,972.77	67	94,905.47	7	855,634.29	61	0.00	1,396,314.00	540,679.71
5010 COMMODITIES	43.30	16,117.85	90	540.52	3	11,422.76	73	0.00	15,700.00	4,277.24
5020 SERVICES	8,963.82	37,328.12	79	866.82	2	16,489.05	45	0.00	36,639.00	20,149.95
TOTAL EXPENDITURES	99,475.93	859,418.74	67	96,312.81	7	883,546.10	61	0.00	1,448,653.00	565,106.90
OTHER FINANCING SOURCES (USES)										
TOTAL OTHER FINANCING SOURCES (USES)	0.00	0.00		0.00		0.00		0.00	0.00	0.00
NET CHANGE IN FUND BALANCE	-66,839.74	-593,021.95		-13,519.78		-230,715.28		0.00	-842,153.00	-611,437.72




FUND DEPT 1080-031 : GENERAL CORPORATE - CIRCUIT COURT

10/11/2023 3:48:28 PM

PERIOD ENDING 9/30/2023

	ACTUAL LAST YEAR			ACTUAL THIS YEAR				ENCUMBRANCE	BUDGET	UNENCUMBERED BALANCE
	CURRENT MONTH	YEAR TO DATE	%	CURRENT MONTH	%	YEAR TO DATE	%			
REVENUES										
4004 INTERGOVERNMENTAL REVENUE	15,800.00	15,800.00	24	0.00	0	19,016.51	100	0.00	19,016.80	0.29
TOTAL REVENUES	15,800.00	15,800.00	24	0.00	0	19,016.51	100	0.00	19,016.80	0.29
EXPENDITURES										
5001 SALARIES AND WAGES	46,596.88	448,508.18	71	64,449.82	9	498,071.87	73	0.00	683,687.00	185,615.13
5010 COMMODITIES	879.36	72,352.06	614	1,908.86	6	21,967.50	69	0.00	32,047.19	10,079.69
5020 SERVICES	40,766.99	343,206.17	92	39,994.22	8	417,193.36	88	0.00	472,144.61	54,951.25
TOTAL EXPENDITURES	88,243.23	864,066.41	76	106,352.90	9	937,232.73	79	0.00	1,187,878.80	250,646.07
OTHER FINANCING SOURCES (USES)										
TOTAL OTHER FINANCING SOURCES (USES)	0.00	0.00		0.00		0.00		0.00	0.00	0.00
NET CHANGE IN FUND BALANCE	-72,443.23	-848,266.41		-106,352.90		-918,216.22		0.00	-1,168,862.00	-250,645.78



FUND DEPT 1080-032 : GENERAL CORPORATE - JURY COMMISSION

10/11/2023 3:48:28 PM

PERIOD ENDING 9/30/2023

	ACTUAL LAST YEAR			ACTUAL THIS YEAR				ENCUMBRANCE	BUDGET	UNENCUMBERED BALANCE
	CURRENT MONTH	YEAR TO DATE	%	CURRENT MONTH	%	YEAR TO DATE	%			
REVENUES										
4007 CHARGES FOR SERVICES	0.00	0.00	0	2,975.00	0	22,018.75	0	0.00	0.00	-22,018.75
TOTAL REVENUES	0.00	0.00	0	2,975.00	0	22,018.75	0	0.00	0.00	-22,018.75
EXPENDITURES										
5001 SALARIES AND WAGES	3,358.98	31,247.14	67	3,509.80	7	32,707.86	67	0.00	48,977.00	16,269.14
5010 COMMODITIES	142.86	3,241.75	38	373.70	4	5,324.53	60	0.00	8,925.00	3,600.47
5020 SERVICES	7,114.00	58,394.16	48	11,772.60	8	78,343.01	54	0.00	146,111.00	67,767.99
TOTAL EXPENDITURES	10,615.84	92,883.05	53	15,656.10	8	116,375.40	57	0.00	204,013.00	87,637.60
NET CHANGE IN FUND BALANCE	-10,615.84	-92,883.05		-12,681.10		-94,356.65		0.00	-204,013.00	-109,656.35



FUND DEPT 1080-036 : GENERAL CORPORATE - PUBLIC DEFENDER

10/11/2023 3:48:28 PM

PERIOD ENDING 9/30/2023

	ACTUAL LAST YEAR			ACTUAL THIS YEAR				ENCUMBRANCE	BUDGET	UNENCUMBERED BALANCE
	CURRENT MONTH	YEAR TO DATE	%	CURRENT MONTH	%	YEAR TO DATE	%			
REVENUES										
4004 INTERGOVERNMENTAL REVENUE	18,873.48	64,727.43	59	9,870.84	8	72,831.77	61	0.00	119,593.49	46,761.72
4007 CHARGES FOR SERVICES	3,867.62	13,687.75	25	1,724.07	3	9,913.27	20	0.00	50,000.00	40,086.73
TOTAL REVENUES	22,741.10	78,415.18	48	11,594.91	7	82,745.04	49	0.00	169,593.49	86,848.45
EXPENDITURES										
5001 SALARIES AND WAGES	80,216.52	852,260.90	63	109,869.99	7	1,010,474.02	69	0.00	1,473,769.00	463,294.98
5010 COMMODITIES	383.19	8,095.53	79	1,154.92	6	14,037.23	78	0.00	18,052.00	4,014.77
5020 SERVICES	2,224.81	24,404.54	65	2,900.35	5	33,416.07	60	0.00	55,608.00	22,191.93
8000 CAPITAL OUTLAY	0.00	0.00	0	0.00	0	5,307.25	100	0.00	5,307.49	0.24
TOTAL EXPENDITURES	82,824.52	884,760.97	63	113,925.26	7	1,063,234.57	68	0.00	1,552,736.49	489,501.92
NET CHANGE IN FUND BALANCE	-60,083.42	-806,345.79		-102,330.35		-980,489.53		0.00	-1,383,143.00	-402,653.47



FUND DEPT 1080-040 : GENERAL CORPORATE - SHERIFF

10/11/2023 3:48:28 PM

PERIOD ENDING 9/30/2023

	ACTUAL LAST YEAR			ACTUAL THIS YEAR				ENCUMBRANCE	BUDGET	UNENCUMBERED BALANCE
	CURRENT MONTH	YEAR TO DATE	%	CURRENT MONTH	%	YEAR TO DATE	%			
REVENUES										
4004 INTERGOVERNMENTAL REVENUE	189,938.29	822,859.88	70	108,755.98	9	586,515.03	49	0.00	1,188,583.00	602,067.97
4005 FINES AND FORFEITURES	3,639.35	15,716.93	52	1,108.00	4	13,093.76	44	0.00	30,000.00	16,906.24
4007 CHARGES FOR SERVICES	15,535.70	109,711.45	57	5,490.85	4	95,577.60	66	0.00	145,000.00	49,422.40
4009 MISCELLANEOUS REVENUES	1,599.09	46,341.09	96	112,021.09	76	170,369.84	115	0.00	147,507.84	-22,862.00
TOTAL REVENUES	210,712.43	994,629.35	69	227,375.92	15	865,556.23	57	0.00	1,511,090.84	645,534.61
EXPENDITURES										
5001 SALARIES AND WAGES	21,765.42	200,389.54	71	24,054.83	8	226,800.26	74	0.00	307,221.00	80,420.74
5002 LAW ENFORCEMENT SALARIES	365,317.14	3,275,835.70	73	424,091.81	9	3,575,993.27	74	0.00	4,855,398.00	1,279,404.73
5003 FRINGE BENEFITS	0.00	537.78	93	0.00	0	0.00	0	0.00	0.00	0.00
5010 COMMODITIES	46,788.74	258,553.44	100	70,487.25	19	281,400.27	77	0.00	364,819.00	83,418.73
5020 SERVICES	16,369.87	811,353.29	83	36,337.02	4	840,651.06	85	0.00	991,015.00	150,363.94
8000 CAPITAL OUTLAY	0.00	301,635.52	89	0.00	0	240,810.00	67	0.00	358,317.84	117,507.84
TOTAL EXPENDITURES	450,241.17	4,848,305.27	76	554,970.91	8	5,165,654.86	75	0.00	6,876,770.84	1,711,115.98
OTHER FINANCING SOURCES (USES)										
6001 OTHER FINANCING SOURCES	0.00	665.75	0	0.00	0	0.00	0	0.00	0.00	0.00
TOTAL OTHER FINANCING SOURCES (USES)	0.00	665.75		0.00		0.00		0.00	0.00	0.00
NET CHANGE IN FUND BALANCE	-239,528.74	-3,853,010.17		-327,594.99		-4,300,098.63		0.00	-5,365,680.00	-1,065,581.37



FUND DEPT 1080-041 : GENERAL CORPORATE - STATES ATTORNEY

10/11/2023 3:48:28 PM

PERIOD ENDING 9/30/2023

	ACTUAL LAST YEAR			ACTUAL THIS YEAR				ENCUMBRANCE	BUDGET	UNENCUMBERED BALANCE
	CURRENT MONTH	YEAR TO DATE	%	CURRENT MONTH	%	YEAR TO DATE	%			
REVENUES										
4004 INTERGOVERNMENTAL REVENUE	32,487.12	144,798.69	68	33,743.56	15	163,693.73	74	0.00	219,754.00	56,060.27
4005 FINES AND FORFEITURES	111,477.72	393,154.20	64	33,226.64	5	283,780.47	47	0.00	610,000.00	326,219.53
4007 CHARGES FOR SERVICES	15,740.41	44,417.35	52	7,525.19	9	54,519.84	64	0.00	85,000.00	30,480.16
4009 MISCELLANEOUS REVENUES	0.00	0.00	0	850.50	0	1,070.50	0	0.00	0.00	-1,070.50
TOTAL REVENUES	159,705.25	582,370.24	64	75,345.89	8	503,064.54	55	0.00	914,754.00	411,689.46
EXPENDITURES										
5001 SALARIES AND WAGES	187,683.76	1,742,095.53	73	199,858.44	8	1,805,242.92	71	0.00	2,553,942.00	748,699.08
5010 COMMODITIES	4,961.38	30,905.90	71	5,170.96	9	40,336.86	70	0.00	57,441.91	17,105.05
5020 SERVICES	4,644.14	93,170.23	70	4,746.38	4	108,174.31	81	0.00	133,258.09	25,083.78
TOTAL EXPENDITURES	197,289.28	1,866,171.66	72	209,775.78	8	1,953,754.09	71	0.00	2,744,642.00	790,887.91
OTHER FINANCING SOURCES (USES)										
TOTAL OTHER FINANCING SOURCES (USES)	0.00	0.00		0.00		0.00		0.00	0.00	0.00
NET CHANGE IN FUND BALANCE	-37,584.03	-1,283,801.42		-134,429.89		-1,450,689.55		0.00	-1,829,888.00	-379,198.45



FUND DEPT 1080-042 : GENERAL CORPORATE - CORONER

10/11/2023 3:48:28 PM

PERIOD ENDING 9/30/2023

	ACTUAL LAST YEAR			ACTUAL THIS YEAR				ENCUMBRANCE	BUDGET	UNENCUMBERED BALANCE
	CURRENT MONTH	YEAR TO DATE	%	CURRENT MONTH	%	YEAR TO DATE	%			
REVENUES										
4004 INTERGOVERNMENTAL REVENUE	0.00	11,630.00	103	0.00	0	8,495.00	50	0.00	17,130.00	8,635.00
4007 CHARGES FOR SERVICES	7,430.00	61,471.80	106	9,155.00	14	79,181.83	122	0.00	65,000.00	-14,181.83
4009 MISCELLANEOUS REVENUES	0.00	4,562.19	0	0.00	0	10,372.74	225	0.00	4,600.00	-5,772.74
TOTAL REVENUES	7,430.00	77,663.99	112	9,155.00	11	98,049.57	113	0.00	86,730.00	-11,319.57
EXPENDITURES										
5001 SALARIES AND WAGES	37,828.43	343,499.40	68	41,902.07	8	351,133.38	66	0.00	533,489.00	182,355.62
5003 FRINGE BENEFITS	0.00	249.00	21	0.00	0	0.00	0	0.00	1,200.00	1,200.00
5010 COMMODITIES	1,779.72	12,068.50	46	2,649.29	8	18,433.19	56	0.00	33,200.00	14,766.81
5020 SERVICES	13,310.22	138,127.78	69	15,365.00	7	134,683.63	64	0.00	209,388.00	74,704.37
TOTAL EXPENDITURES	52,918.37	493,944.68	68	59,916.36	8	504,250.20	65	0.00	777,277.00	273,026.80
NET CHANGE IN FUND BALANCE	-45,488.37	-416,280.69		-50,761.36		-406,200.63		0.00	-690,547.00	-284,346.37



FUND DEPT 1080-043 : GENERAL CORPORATE - EMERGENCY MGMT AGCY (EMA)

10/11/2023 3:48:28 PM

PERIOD ENDING 9/30/2023

	ACTUAL LAST YEAR			ACTUAL THIS YEAR				ENCUMBRANCE	BUDGET	UNENCUMBERED BALANCE
	CURRENT MONTH	YEAR TO DATE	%	CURRENT MONTH	%	YEAR TO DATE	%			
REVENUES										
4004 INTERGOVERNMENTAL REVENUE	0.00	47,746.18	79	0.00	0	0.00	0	0.00	65,000.00	65,000.00
4009 MISCELLANEOUS REVENUES	0.00	780.00	0	0.00	0	0.00	0	0.00	0.00	0.00
TOTAL REVENUES	0.00	48,526.18	80	0.00	0	0.00	0	0.00	65,000.00	65,000.00
EXPENDITURES										
5001 SALARIES AND WAGES	10,365.20	95,878.09	71	10,884.00	8	92,031.02	65	0.00	142,188.00	50,156.98
5010 COMMODITIES	1,078.34	5,322.26	80	541.93	14	2,391.28	60	0.00	3,978.60	1,587.32
5020 SERVICES	1,182.21	11,940.68	45	1,394.21	5	21,622.45	72	0.00	30,213.40	8,590.95
TOTAL EXPENDITURES	12,625.75	113,141.03	67	12,820.14	7	116,044.75	66	0.00	176,380.00	60,335.25
NET CHANGE IN FUND BALANCE	-12,625.75	-64,614.85		-12,820.14		-116,044.75		0.00	-111,380.00	4,664.75



FUND DEPT 1080-051 : GENERAL CORPORATE - JUVENILE DETENTION CENTER

10/11/2023 3:48:28 PM

PERIOD ENDING 9/30/2023

	ACTUAL LAST YEAR			ACTUAL THIS YEAR				ENCUMBRANCE	BUDGET	UNENCUMBERED BALANCE
	CURRENT MONTH	YEAR TO DATE	%	CURRENT MONTH	%	YEAR TO DATE	%			
REVENUES										
4004 INTERGOVERNMENTAL REVENUE	149,063.03	732,435.17	50	123,297.09	8	857,669.75	55	0.00	1,557,508.00	699,838.25
4009 MISCELLANEOUS REVENUES	0.00	2,860.61	0	0.00	0	30.12	0	0.00	0.00	-30.12
TOTAL REVENUES	149,063.03	735,295.78	50	123,297.09	8	857,699.87	55	0.00	1,557,508.00	699,808.13
EXPENDITURES										
5001 SALARIES AND WAGES	86,540.43	825,974.82	59	112,565.21	7	1,021,351.95	66	0.00	1,540,185.82	518,833.87
5010 COMMODITIES	1,028.91	20,589.88	54	5,631.19	7	55,476.31	69	0.00	80,011.00	24,534.69
5020 SERVICES	37,817.77	210,806.75	51	16,171.17	5	205,733.72	65	0.00	314,110.00	108,376.28
TOTAL EXPENDITURES	125,387.11	1,057,371.45	57	134,367.57	7	1,282,561.98	66	0.00	1,934,306.82	651,744.84
OTHER FINANCING SOURCES (USES)										
TOTAL OTHER FINANCING SOURCES (USES)	0.00	0.00		0.00		0.00		0.00	0.00	0.00
NET CHANGE IN FUND BALANCE	23,675.92	-322,075.67		-11,070.48		-424,862.11		0.00	-376,798.82	48,063.29




FUND DEPT 1080-052 : GENERAL CORPORATE - COURT SERVICES -PROBATION

10/11/2023 3:48:28 PM

PERIOD ENDING 9/30/2023

	ACTUAL LAST YEAR			ACTUAL THIS YEAR				ENCUMBRANCE	BUDGET	UNENCUMBERED BALANCE
	CURRENT MONTH	YEAR TO DATE	%	CURRENT MONTH	%	YEAR TO DATE	%			
REVENUES										
4004 INTERGOVERNMENTAL REVENUE	151,478.33	594,899.78	64	85,592.59	9	678,725.95	69	0.00	988,271.00	309,545.05
TOTAL REVENUES	151,478.33	594,899.78	64	85,592.59	9	678,725.95	69	0.00	988,271.00	309,545.05
EXPENDITURES										
5001 SALARIES AND WAGES	126,134.47	1,160,694.05	69	141,796.88	8	1,333,684.76	72	0.00	1,862,821.18	529,136.42
5010 COMMODITIES	1,303.65	10,405.13	60	1,480.10	8	8,518.00	46	0.00	18,455.00	9,937.00
5020 SERVICES	1,016.10	4,605.28	47	329.84	3	3,827.90	40	0.00	9,600.00	5,772.10
TOTAL EXPENDITURES	128,454.22	1,175,704.46	68	143,606.82	8	1,346,030.66	71	0.00	1,890,876.18	544,845.52
OTHER FINANCING SOURCES (USES)										
TOTAL OTHER FINANCING SOURCES (USES)	0.00	0.00		0.00		0.00		0.00	0.00	0.00
NET CHANGE IN FUND BALANCE	23,024.11	-580,804.68		-58,014.23		-667,304.71		0.00	-902,605.18	-235,300.47



FUND DEPT 1080-057 : GENERAL CORPORATE - DEPUTY SHERIFF MERIT COMM

10/11/2023 3:48:28 PM

PERIOD ENDING 9/30/2023

	ACTUAL LAST YEAR			ACTUAL THIS YEAR				ENCUMBRANCE	BUDGET	UNENCUMBERED BALANCE
	CURRENT MONTH	YEAR TO DATE	%	CURRENT MONTH	%	YEAR TO DATE	%			
REVENUES										
4009 MISCELLANEOUS REVENUES	2,880.00	2,880.00	0	0.00	0	0.00	0	0.00	0.00	0.00
TOTAL REVENUES	2,880.00	2,880.00	0	0.00	0	0.00	0	0.00	0.00	0.00
EXPENDITURES										
5001 SALARIES AND WAGES	0.00	225.00	24	0.00	0	0.00	0	0.00	950.00	950.00
5020 SERVICES	1,648.00	22,989.06	94	1,526.87	5	29,295.44	97	0.00	30,210.00	914.56
TOTAL EXPENDITURES	1,648.00	23,214.06	91	1,526.87	5	29,295.44	94	0.00	31,160.00	1,864.56
NET CHANGE IN FUND BALANCE	1,232.00	-20,334.06		-1,526.87		-29,295.44		0.00	-31,160.00	-1,864.56



FUND DEPT 1080-059 : GENERAL CORPORATE - FACILITIES PLANNING

10/11/2023 3:48:28 PM

PERIOD ENDING 9/30/2023

	ACTUAL LAST YEAR			ACTUAL THIS YEAR				ENCUMBRANCE	BUDGET	UNENCUMBERED BALANCE
	CURRENT MONTH	YEAR TO DATE	%	CURRENT MONTH	%	YEAR TO DATE	%			
EXPENDITURES										
TOTAL EXPENDITURES	0.00	0.00	0	0.00	0	0.00	0	0.00	0.00	0.00
NET CHANGE IN FUND BALANCE	0.00	0.00		0.00		0.00		0.00	0.00	0.00



FUND DEPT 1080-060 : GENERAL CORPORATE - HIGHWAY

10/11/2023 3:48:28 PM

PERIOD ENDING 9/30/2023

	ACTUAL LAST YEAR			ACTUAL THIS YEAR				ENCUMBRANCE	BUDGET	UNENCUMBERED BALANCE
	CURRENT MONTH	YEAR TO DATE	%	CURRENT MONTH	%	YEAR TO DATE	%			
EXPENDITURES										
TOTAL EXPENDITURES	0.00	0.00	0	0.00	0	0.00	0	0.00	0.00	0.00
NET CHANGE IN FUND BALANCE	0.00	0.00		0.00		0.00		0.00	0.00	0.00




FUND DEPT 1080-071 : GENERAL CORPORATE - PUBLIC PROP (PHYS, PLNT, FAC)

10/11/2023 3:48:28 PM

PERIOD ENDING 9/30/2023

	ACTUAL LAST YEAR			ACTUAL THIS YEAR				ENCUMBRANCE	BUDGET	UNENCUMBERED BALANCE
	CURRENT MONTH	YEAR TO DATE	%	CURRENT MONTH	%	YEAR TO DATE	%			
REVENUES										
4007 CHARGES FOR SERVICES	0.00	8,178.94	14	0.00	0	19,091.23	32	0.00	59,000.00	39,908.77
4009 MISCELLANEOUS REVENUES	0.00	14,513.61	43	55.83	0	6,383.56	0	0.00	0.00	-6,383.56
4010 RENTS AND ROYALTIES	15,022.44	731,943.08	82	59,155.13	7	763,093.26	93	0.00	824,084.00	60,990.74
TOTAL REVENUES	15,022.44	754,635.63	76	59,210.96	7	788,568.05	89	0.00	883,084.00	94,515.95
EXPENDITURES										
5001 SALARIES AND WAGES	75,805.98	711,969.79	70	82,925.78	7	763,761.51	69	0.00	1,114,032.00	350,270.49
5010 COMMODITIES	15,608.83	105,604.96	80	10,065.28	6	102,338.85	66	0.00	155,945.09	53,606.24
5020 SERVICES	76,253.31	618,215.48	36	92,020.48	9	663,061.71	64	0.00	1,036,514.91	373,453.20
5050 INTEREST AND FISCAL CHARGES	0.00	4,637.50	3	0.00	0	3,106.25	2	0.00	181,263.00	178,156.75
8000 CAPITAL OUTLAY	0.00	0.00	0	0.00	0	450,010.00	100	0.00	450,010.00	0.00
TOTAL EXPENDITURES	167,668.12	1,440,427.73	47	185,011.54	6	1,982,278.32	67	0.00	2,937,765.00	955,486.68
OTHER FINANCING SOURCES (USES)										
7001 OTHER FINANCING USES	0.00	0.00	0	0.00	0	0.00	0	0.00	-1,559,990.00	-1,559,990.00
TOTAL OTHER FINANCING SOURCES (USES)	0.00	0.00		0.00		0.00		0.00	-1,559,990.00	-1,559,990.00
NET CHANGE IN FUND BALANCE	-152,645.68	-685,792.10		-125,800.58		-1,193,710.27		0.00	-3,614,671.00	-2,420,960.73



FUND DEPT 1080-072 : GENERAL CORPORATE - ADA COMPLIANCE

10/11/2023 3:48:28 PM

PERIOD ENDING 9/30/2023

	ACTUAL LAST YEAR			ACTUAL THIS YEAR				ENCUMBRANCE	BUDGET	UNENCUMBERED BALANCE
	CURRENT MONTH	YEAR TO DATE	%	CURRENT MONTH	%	YEAR TO DATE	%			
EXPENDITURES										
TOTAL EXPENDITURES	0.00	0.00	0	0.00	0	0.00	0	0.00	0.00	0.00
NET CHANGE IN FUND BALANCE	0.00	0.00		0.00		0.00		0.00	0.00	0.00



FUND DEPT 1080-075 : GENERAL CORPORATE - GENERAL COUNTY

10/11/2023 3:48:28 PM

PERIOD ENDING 9/30/2023

	ACTUAL LAST YEAR			ACTUAL THIS YEAR				ENCUMBRANCE	BUDGET	UNENCUMBERED BALANCE
	CURRENT MONTH	YEAR TO DATE	%	CURRENT MONTH	%	YEAR TO DATE	%			
REVENUES										
4001 PROPERTY TAX	3,439,818.45	10,351,155.06	78	5,980,751.98	36	15,468,517.85	93	0.00	16,618,524.00	1,150,006.15
4002 LOCAL SALES TAX	5,292.49	14,093.87	25	2,569.56	8	15,994.12	47	0.00	34,000.00	18,005.88
4003 OTHER TAXES	5,631.94	26,303.90	263	6,954.04	20	31,497.48	90	0.00	35,000.00	3,502.52
4004 INTERGOVERNMENTAL REVENUE	3,055,273.55	11,826,504.75	77	1,019,615.23	6	10,940,637.46	63	0.00	17,352,201.00	6,411,563.54
4007 CHARGES FOR SERVICES	0.00	2,380.00	8	0.00	0	-21,480.00	-72	0.00	30,000.00	51,480.00
4008 INVESTMENT EARNINGS	42,851.05	133,120.20	133 1	19,115.72	48	217,249.17	543	0.00	40,000.00	-177,249.17
4009 MISCELLANEOUS REVENUES	1,205.38	2,055.38	0	0.00	0	0.00	0	0.00	0.00	0.00
TOTAL REVENUES	6,550,072.86	22,355,613.16	78	7,029,006.53	21	26,652,416.08	78	0.00	34,109,725.00	7,457,308.92
EXPENDITURES										
5003 FRINGE BENEFITS	239,611.77	1,994,730.26	60	235,101.47	6	2,199,606.68	59	0.00	3,702,654.00	1,503,047.32
5009 GEN GOV - FINANCIAL ADMIN	0.00	0.00	0	0.00	0	0.00	0	0.00	-487,000.00	-487,000.00
5020 SERVICES	28,388.75	223,486.87	36	12,694.65	5	160,556.19	63	5,600.00	254,170.00	88,013.81
5050 INTEREST AND FISCAL CHARGES	0.00	0.00	0	0.00	0	0.00	0	0.00	2,000.00	2,000.00
TOTAL EXPENDITURES	268,000.52	2,218,217.13	56	247,796.12	7	2,360,162.87	68	5,600.00	3,471,824.00	1,106,061.13
OTHER FINANCING SOURCES (USES)										
6001 OTHER FINANCING SOURCES	0.00	0.00	0	0.00	0	0.00	0	0.00	109,702.00	109,702.00
7001 OTHER FINANCING USES	0.00	0.00	0	0.00	0	0.00	0	0.00	-2,091,363.00	-2,091,363.00
TOTAL OTHER FINANCING SOURCES (USES)	0.00	0.00		0.00		0.00		0.00	-1,981,661.00	-1,981,661.00
NET CHANGE IN FUND BALANCE	6,282,072.34	20,137,396.03		6,781,210.41		24,292,253.21		-5,600.00	28,656,240.00	4,369,586.79




FUND DEPT 1080-077 : GENERAL CORPORATE - ZONING AND ENFORCE (P&Z)

10/11/2023 3:48:28 PM

PERIOD ENDING 9/30/2023

	ACTUAL LAST YEAR			ACTUAL THIS YEAR				ENCUMBRANCE	BUDGET	UNENCUMBERED BALANCE
	CURRENT MONTH	YEAR TO DATE	%	CURRENT MONTH	%	YEAR TO DATE	%			
REVENUES										
4006 LICENSES AND PERMITS	0.00	30,081.00	14	15,693.00	7	66,106.00	30	0.00	217,006.00	150,900.00
4007 CHARGES FOR SERVICES	0.00	6,322.00	50	400.00	5	34,205.00	404	0.00	8,461.00	-25,744.00
TOTAL REVENUES	0.00	36,403.00	16	16,093.00	7	100,311.00	44	0.00	225,467.00	125,156.00
EXPENDITURES										
5001 SALARIES AND WAGES	24,790.99	291,960.20	57	28,572.72	6	257,731.00	51	0.00	505,745.00	248,014.00
5010 COMMODITIES	356.13	3,487.84	68	340.04	7	3,390.24	66	0.00	5,125.00	1,734.76
5020 SERVICES	965.28	8,213.61	40	571.53	3	9,676.80	47	0.00	20,727.00	11,050.20
TOTAL EXPENDITURES	26,112.40	303,661.65	57	29,484.29	6	270,798.04	51	0.00	531,597.00	260,798.96
NET CHANGE IN FUND BALANCE	-26,112.40	-267,258.65		-13,391.29		-170,487.04		0.00	-306,130.00	-135,642.96

PERIOD ENDING 9/30/2023



	ACTUAL LAST YEAR			ACTUAL THIS YEAR				ENCUMBRANCE	BUDGET	UNENCUMBERED BALANCE
	CURRENT MONTH	YEAR TO DATE	%	CURRENT MONTH	%	YEAR TO DATE	%			
EXPENDITURES										
5020 SERVICES	39,037.00	195,185.02	83	40,136.72	17	200,683.60	83	0.00	240,821.00	40,137.40
TOTAL EXPENDITURES	39,037.00	195,185.02	83	40,136.72	17	200,683.60	83	0.00	240,821.00	40,137.40
NET CHANGE IN FUND BALANCE	-39,037.00	-195,185.02		-40,136.72		-200,683.60		0.00	-240,821.00	-40,137.40



FUND DEPT 1080-127 : GENERAL CORPORATE - VETERANS ASSISTNC COMMSN

10/11/2023 3:48:28 PM

PERIOD ENDING 9/30/2023

	ACTUAL LAST YEAR			ACTUAL THIS YEAR				ENCUMBRANCE	BUDGET	UNENCUMBERED BALANCE
	CURRENT MONTH	YEAR TO DATE	%	CURRENT MONTH	%	YEAR TO DATE	%			
REVENUES										
4009 MISCELLANEOUS REVENUES	0.00	0.00	0	0.00	0	5,500.00	100	0.00	5,500.00	0.00
TOTAL REVENUES	0.00	0.00	0	0.00	0	5,500.00	100	0.00	5,500.00	0.00
EXPENDITURES										
5001 SALARIES AND WAGES	3,680.64	33,815.88	70	3,074.56	5	43,558.94	76	0.00	56,959.00	13,400.06
5010 COMMODITIES	0.00	0.00	0	0.00	0	60.27	100	0.00	60.27	0.00
5020 SERVICES	5,417.47	62,201.47	70	8,124.17	9	62,129.72	71	0.00	87,138.73	25,009.01
TOTAL EXPENDITURES	9,098.11	96,017.35	70	11,198.73	8	105,748.93	73	0.00	144,158.00	38,409.07
NET CHANGE IN FUND BALANCE	-9,098.11	-96,017.35		-11,198.73		-100,248.93		0.00	-138,658.00	-38,409.07



FUND DEPT 1080-130 : GENERAL CORPORATE - CIRC CLK SUPPORT ENFORCE

10/11/2023 3:48:28 PM

PERIOD ENDING 9/30/2023

	ACTUAL LAST YEAR			ACTUAL THIS YEAR				ENCUMBRANCE	BUDGET	UNENCUMBERED BALANCE
	CURRENT MONTH	YEAR TO DATE	%	CURRENT MONTH	%	YEAR TO DATE	%			
REVENUES										
4004 INTERGOVERNMENTAL REVENUE	0.00	0.00	0	3,297.00	27	11,214.00	93	0.00	12,000.00	786.00
TOTAL REVENUES	0.00	0.00	0	3,297.00	27	11,214.00	93	0.00	12,000.00	786.00
EXPENDITURES										
5001 SALARIES AND WAGES	0.00	0.00	0	0.00	0	0.00	0	0.00	12,000.00	12,000.00
TOTAL EXPENDITURES	0.00	0.00	0	0.00	0	0.00	0	0.00	12,000.00	12,000.00
OTHER FINANCING SOURCES (USES)										
TOTAL OTHER FINANCING SOURCES (USES)	0.00	0.00		0.00		0.00		0.00	0.00	0.00
NET CHANGE IN FUND BALANCE	0.00	0.00		3,297.00		11,214.00		0.00	0.00	-11,214.00



FUND DEPT 1080-140 : GENERAL CORPORATE - CORRECTIONAL CENTER

10/11/2023 3:48:28 PM

PERIOD ENDING 9/30/2023

	ACTUAL LAST YEAR			ACTUAL THIS YEAR				ENCUMBRANCE	BUDGET	UNENCUMBERED BALANCE
	CURRENT MONTH	YEAR TO DATE	%	CURRENT MONTH	%	YEAR TO DATE	%			
REVENUES										
4004 INTERGOVERNMENTAL REVENUE	100,818.13	319,889.25	102	2,768.85	3	34,470.25	36	0.00	96,340.00	61,869.75
4007 CHARGES FOR SERVICES	82,979.87	243,921.18	58	29,623.91	8	249,848.12	71	0.00	350,000.00	100,151.88
4009 MISCELLANEOUS REVENUES	13,281.99	44,110.06	196	6,199.16	12	36,341.62	69	0.00	53,000.00	16,658.38
TOTAL REVENUES	197,079.99	607,920.49	80	38,591.92	8	320,659.99	64	0.00	499,340.00	178,680.01
EXPENDITURES										
5001 SALARIES AND WAGES	229,155.36	2,243,466.28	70	271,928.54	7	2,580,594.12	64	0.00	4,041,057.00	1,460,462.88
5002 LAW ENFORCEMENT SALARIES	113,537.93	1,296,929.81	62	99,844.08	6	987,494.59	63	0.00	1,577,371.00	589,876.41
5003 FRINGE BENEFITS	0.00	572.20	89	0.00	0	0.00	0	0.00	0.00	0.00
5010 COMMODITIES	41,094.71	202,992.60	64	74,610.97	12	536,051.93	88	0.00	607,749.49	71,697.56
5020 SERVICES	442,875.55	2,664,705.66	69	497,058.82	11	3,381,814.64	77	0.00	4,367,819.52	986,004.88
8000 CAPITAL OUTLAY	0.00	0.00	0	0.00	0	5,148.99	100	0.00	5,148.99	0.00
TOTAL EXPENDITURES	826,663.55	6,408,666.55	68	943,442.41	9	7,491,104.27	71	0.00	10,599,146.00	3,108,041.73
OTHER FINANCING SOURCES (USES)										
6001 OTHER FINANCING SOURCES	0.00	10.00	0	0.00	0	0.00	0	0.00	1,419,251.00	1,419,251.00
TOTAL OTHER FINANCING SOURCES (USES)	0.00	10.00		0.00		0.00		0.00	1,419,251.00	1,419,251.00
NET CHANGE IN FUND BALANCE	-629,583.56	-5,800,736.06		-904,850.49		-7,170,444.28		0.00	-8,680,555.00	-1,510,110.72



FUND DEPT 1080-141 : GENERAL CORPORATE - STS ATTY SUPPORT ENFORCE

10/11/2023 3:48:28 PM

PERIOD ENDING 9/30/2023

	ACTUAL LAST YEAR			ACTUAL THIS YEAR				ENCUMBRANCE	BUDGET	UNENCUMBERED BALANCE
	CURRENT MONTH	YEAR TO DATE	%	CURRENT MONTH	%	YEAR TO DATE	%			
REVENUES										
4004 INTERGOVERNMENTAL REVENUE	14,797.89	162,999.22	50	3,326.20	1	265,672.73	80	0.00	331,315.00	65,642.27
TOTAL REVENUES	14,797.89	162,999.22	50	3,326.20	1	265,672.73	80	0.00	331,315.00	65,642.27
EXPENDITURES										
5001 SALARIES AND WAGES	17,778.85	168,040.79	73	17,449.74	7	159,031.71	60	0.00	265,812.00	106,780.29
5003 FRINGE BENEFITS	5,454.78	55,388.38	62	5,310.13	6	50,226.08	56	0.00	90,244.00	40,017.92
5010 COMMODITIES	490.57	2,424.99	27	341.20	3	1,111.00	11	0.00	10,500.00	9,389.00
5020 SERVICES	41.46	1,350.99	5	41.68	0	995.42	3	0.00	28,500.00	27,504.58
TOTAL EXPENDITURES	23,765.66	227,205.15	64	23,142.75	6	211,364.21	54	0.00	395,056.00	183,691.79
NET CHANGE IN FUND BALANCE	-8,967.77	-64,205.93		-19,816.55		54,308.52		0.00	-63,741.00	-118,049.52




FUND DEPT 2060-100 : RPC - POLICE TRAINING - REGIONAL PLANNING COMMISSION

10/11/2023 3:48:28 PM

PERIOD ENDING 9/30/2023

	ACTUAL LAST YEAR			ACTUAL THIS YEAR				ENCUMBRANCE	BUDGET	UNENCUMBERED BALANCE
	CURRENT MONTH	YEAR TO DATE	%	CURRENT MONTH	%	YEAR TO DATE	%			
REVENUES										
4004 INTERGOVERNMENTAL REVENUE	0.00	0.00	0	0.00	0	0.00	0	0.00	213,666.00	213,666.00
4007 CHARGES FOR SERVICES	0.00	0.00	0	0.00	0	0.00	0	0.00	5,000.00	5,000.00
TOTAL REVENUES	0.00	0.00	0	0.00	0	0.00	0	0.00	218,666.00	218,666.00
EXPENDITURES										
5001 SALARIES AND WAGES	0.00	0.00	0	10,264.60	17	25,053.95	40	0.00	62,186.00	37,132.05
5003 FRINGE BENEFITS	0.00	0.00	0	2,105.11	15	5,672.20	40	0.00	14,132.00	8,459.80
5010 COMMODITIES	0.00	0.00	0	123.87	1	123.87	1	0.00	10,800.00	10,676.13
5020 SERVICES	0.00	0.00	0	11,054.10	8	22,343.36	17	21,000.00	133,725.00	90,381.64
TOTAL EXPENDITURES	0.00	0.00	0	23,547.68	11	53,193.38	24	21,000.00	220,843.00	146,649.62
OTHER FINANCING SOURCES (USES)										
6001 OTHER FINANCING SOURCES	0.00	0.00	0	0.00	0	0.00	0	0.00	35,000.00	35,000.00
7001 OTHER FINANCING USES	0.00	0.00	0	0.00	0	0.00	0	0.00	-32,823.00	-32,823.00
TOTAL OTHER FINANCING SOURCES (USES)	0.00	0.00		0.00		0.00		0.00	2,177.00	2,177.00
NET CHANGE IN FUND BALANCE	0.00	0.00		-23,547.68		-53,193.38		-21,000.00	0.00	74,193.38



PERIOD ENDING 9/30/2023

	ACTUAL LAST YEAR			ACTUAL THIS YEAR				ENCUMBRANCE	BUDGET	UNENCUMBERED BALANCE
	CURRENT MONTH	YEAR TO DATE	%	CURRENT MONTH	%	YEAR TO DATE	%			
REVENUES										
4004 INTERGOVERNMENTAL REVENUE	1,533,272.30	14,279,511.86	50	794,762.51	3	13,729,880.98	44	0.00	30,876,404.00	17,146,523.02
4007 CHARGES FOR SERVICES	56,517.34	942,595.97	48	248,896.53	13	1,180,898.06	61	0.00	1,921,700.00	740,801.94
4008 INVESTMENT EARNINGS	4,618.97	16,074.81	0	37.12	1	46,180.54	906	0.00	5,100.00	-41,080.54
4009 MISCELLANEOUS REVENUES	22,500.00	24,498.00	27	0.00	0	23,230.26	27	0.00	86,500.00	63,269.74
TOTAL REVENUES	1,616,908.61	15,262,680.64	50	1,043,696.16	3	14,980,189.84	46	0.00	32,889,704.00	17,909,514.16
EXPENDITURES										
5001 SALARIES AND WAGES	465,983.05	4,263,440.88	54	337,263.22	4	4,048,437.47	51	0.00	7,998,690.00	3,950,252.53
5003 FRINGE BENEFITS	100,152.85	1,092,178.81	63	90,532.60	5	1,048,136.72	58	0.00	1,807,445.00	759,308.28
5010 COMMODITIES	66,386.47	304,339.16	53	15,933.47	3	154,920.90	26	0.00	597,795.00	442,874.10
5020 SERVICES	1,059,767.07	11,047,926.21	56	414,147.83	2	10,329,350.37	47	0.00	21,944,724.59	11,615,374.22
8000 CAPITAL OUTLAY	0.00	73,164.44	15	0.00	0	27,063.26	12	0.00	220,000.00	192,936.74
TOTAL EXPENDITURES	1,692,289.44	16,781,049.50	55	857,877.12	3	15,607,908.72	48	0.00	32,568,654.59	16,960,745.87
OTHER FINANCING SOURCES (USES)										
6001 OTHER FINANCING SOURCES	34,335.38	162,349.19	41	12,257.24	3	353,476.68	93	0.00	378,693.00	25,216.32
7001 OTHER FINANCING USES	-11,396.09	-135,227.75	39	-12,257.24	2	-335,378.37	68	0.00	-495,086.41	-159,708.04
TOTAL OTHER FINANCING SOURCES (USES)	22,939.29	27,121.44		0.00		18,098.31		0.00	-116,393.41	-134,491.72
NET CHANGE IN FUND BALANCE	-52,441.54	-1,491,247.42		185,819.04		-609,620.57		0.00	204,656.00	814,276.57



FUND DEPT 2076-010 : TORT IMMUNITY TAX FUND - COUNTY BOARD

10/11/2023 3:48:28 PM

PERIOD ENDING 9/30/2023

	ACTUAL LAST YEAR			ACTUAL THIS YEAR				ENCUMBRANCE	BUDGET	UNENCUMBERED BALANCE
	CURRENT MONTH	YEAR TO DATE	%	CURRENT MONTH	%	YEAR TO DATE	%			
EXPENDITURES										
TOTAL EXPENDITURES	<i>0.00</i>	<i>0.00</i>	<i>0</i>	<i>0.00</i>	<i>0</i>	<i>0.00</i>	<i>0</i>	<i>0.00</i>	<i>0.00</i>	<i>0.00</i>
NET CHANGE IN FUND BALANCE	0.00	0.00		0.00		0.00		0.00	0.00	0.00




FUND DEPT 2076-011 : TORT IMMUNITY TAX FUND - SOLID WASTE MGMT

10/11/2023 3:48:28 PM

PERIOD ENDING 9/30/2023

	ACTUAL LAST YEAR			ACTUAL THIS YEAR				ENCUMBRANCE	BUDGET	UNENCUMBERED BALANCE
	CURRENT MONTH	YEAR TO DATE	%	CURRENT MONTH	%	YEAR TO DATE	%			
EXPENDITURES										
TOTAL EXPENDITURES	0.00	0.00	0	0.00	0	0.00	0	0.00	0.00	0.00
NET CHANGE IN FUND BALANCE	0.00	0.00		0.00		0.00		0.00	0.00	0.00



PERIOD ENDING 9/30/2023

	ACTUAL LAST YEAR			ACTUAL THIS YEAR				ENCUMBRANCE	BUDGET	UNENCUMBERED BALANCE
	CURRENT MONTH	YEAR TO DATE	%	CURRENT MONTH	%	YEAR TO DATE	%			
EXPENDITURES										
TOTAL EXPENDITURES	0.00	0.00	0	0.00	0	0.00	0	0.00	0.00	0.00
NET CHANGE IN FUND BALANCE	0.00	0.00		0.00		0.00		0.00	0.00	0.00



FUND DEPT 2076-020 : TORT IMMUNITY TAX FUND - AUDITOR

10/11/2023 3:48:28 PM

PERIOD ENDING 9/30/2023

	ACTUAL LAST YEAR			ACTUAL THIS YEAR				ENCUMBRANCE	BUDGET	UNENCUMBERED BALANCE
	CURRENT MONTH	YEAR TO DATE	%	CURRENT MONTH	%	YEAR TO DATE	%			
EXPENDITURES										
TOTAL EXPENDITURES	<i>0.00</i>	<i>0.00</i>	<i>0</i>	<i>0.00</i>	<i>0</i>	<i>0.00</i>	<i>0</i>	<i>0.00</i>	<i>0.00</i>	<i>0.00</i>
NET CHANGE IN FUND BALANCE	0.00	0.00		0.00		0.00		0.00	0.00	0.00



FUND DEPT 2076-021 : TORT IMMUNITY TAX FUND - BOARD OF REVIEW

10/11/2023 3:48:28 PM

PERIOD ENDING 9/30/2023

	ACTUAL LAST YEAR			ACTUAL THIS YEAR				ENCUMBRANCE	BUDGET	UNENCUMBERED BALANCE
	CURRENT MONTH	YEAR TO DATE	%	CURRENT MONTH	%	YEAR TO DATE	%			
EXPENDITURES										
TOTAL EXPENDITURES	0.00	0.00	0	0.00	0	0.00	0	0.00	0.00	0.00
NET CHANGE IN FUND BALANCE	0.00	0.00		0.00		0.00		0.00	0.00	0.00



FUND DEPT 2076-022 : TORT IMMUNITY TAX FUND - COUNTY CLERK

10/11/2023 3:48:28 PM

PERIOD ENDING 9/30/2023

	ACTUAL LAST YEAR			ACTUAL THIS YEAR				ENCUMBRANCE	BUDGET	UNENCUMBERED BALANCE
	CURRENT MONTH	YEAR TO DATE	%	CURRENT MONTH	%	YEAR TO DATE	%			
EXPENDITURES										
TOTAL EXPENDITURES	0.00	0.00	0	0.00	0	0.00	0	0.00	0.00	0.00
NET CHANGE IN FUND BALANCE	0.00	0.00		0.00		0.00		0.00	0.00	0.00



FUND DEPT 2076-023 : TORT IMMUNITY TAX FUND - RECORDER

10/11/2023 3:48:28 PM

PERIOD ENDING 9/30/2023

	ACTUAL LAST YEAR			ACTUAL THIS YEAR				ENCUMBRANCE	BUDGET	UNENCUMBERED BALANCE
	CURRENT MONTH	YEAR TO DATE	%	CURRENT MONTH	%	YEAR TO DATE	%			
EXPENDITURES										
TOTAL EXPENDITURES	0.00	0.00	0	0.00	0	0.00	0	0.00	0.00	0.00
NET CHANGE IN FUND BALANCE	0.00	0.00		0.00		0.00		0.00	0.00	0.00



FUND DEPT 2076-025 : TORT IMMUNITY TAX FUND - SUPERVISOR OF ASSESSMENT

10/11/2023 3:48:28 PM

PERIOD ENDING 9/30/2023

	ACTUAL LAST YEAR			ACTUAL THIS YEAR				ENCUMBRANCE	BUDGET	UNENCUMBERED BALANCE
	CURRENT MONTH	YEAR TO DATE	%	CURRENT MONTH	%	YEAR TO DATE	%			
EXPENDITURES										
TOTAL EXPENDITURES	0.00	0.00	0	0.00	0	0.00	0	0.00	0.00	0.00
NET CHANGE IN FUND BALANCE	0.00	0.00		0.00		0.00		0.00	0.00	0.00




FUND DEPT 2076-026 : TORT IMMUNITY TAX FUND - COUNTY TREASURER

10/11/2023 3:48:28 PM

PERIOD ENDING 9/30/2023

	ACTUAL LAST YEAR			ACTUAL THIS YEAR				ENCUMBRANCE	BUDGET	UNENCUMBERED BALANCE
	CURRENT MONTH	YEAR TO DATE	%	CURRENT MONTH	%	YEAR TO DATE	%			
EXPENDITURES										
TOTAL EXPENDITURES	0.00	0.00	0	0.00	0	0.00	0	0.00	0.00	0.00
NET CHANGE IN FUND BALANCE	0.00	0.00		0.00		0.00		0.00	0.00	0.00



FUND DEPT 2076-028 : TORT IMMUNITY TAX FUND - INFORMATION TECHNOLOGY (IT)

10/11/2023 3:48:28 PM

PERIOD ENDING 9/30/2023

	ACTUAL LAST YEAR			ACTUAL THIS YEAR				ENCUMBRANCE	BUDGET	UNENCUMBERED BALANCE
	CURRENT MONTH	YEAR TO DATE	%	CURRENT MONTH	%	YEAR TO DATE	%			
EXPENDITURES										
TOTAL EXPENDITURES	0.00	0.00	0	0.00	0	0.00	0	0.00	0.00	0.00
NET CHANGE IN FUND BALANCE	0.00	0.00		0.00		0.00		0.00	0.00	0.00



FUND DEPT 2076-030 : TORT IMMUNITY TAX FUND - CIRCUIT CLERK

10/11/2023 3:48:28 PM

PERIOD ENDING 9/30/2023

	ACTUAL LAST YEAR			ACTUAL THIS YEAR				ENCUMBRANCE	BUDGET	UNENCUMBERED BALANCE
	CURRENT MONTH	YEAR TO DATE	%	CURRENT MONTH	%	YEAR TO DATE	%			
EXPENDITURES										
TOTAL EXPENDITURES	<i>0.00</i>	<i>0.00</i>	<i>0</i>	<i>0.00</i>	<i>0</i>	<i>0.00</i>	<i>0</i>	<i>0.00</i>	<i>0.00</i>	<i>0.00</i>
NET CHANGE IN FUND BALANCE	0.00	0.00		0.00		0.00		0.00	0.00	0.00



FUND DEPT 2076-031 : TORT IMMUNITY TAX FUND - CIRCUIT COURT

10/11/2023 3:48:28 PM

PERIOD ENDING 9/30/2023

	ACTUAL LAST YEAR			ACTUAL THIS YEAR				ENCUMBRANCE	BUDGET	UNENCUMBERED BALANCE
	CURRENT MONTH	YEAR TO DATE	%	CURRENT MONTH	%	YEAR TO DATE	%			
EXPENDITURES										
TOTAL EXPENDITURES	0.00	0.00	0	0.00	0	0.00	0	0.00	0.00	0.00
NET CHANGE IN FUND BALANCE	0.00	0.00		0.00		0.00		0.00	0.00	0.00



FUND DEPT 2076-032 : TORT IMMUNITY TAX FUND - JURY COMMISSION

10/11/2023 3:48:28 PM

PERIOD ENDING 9/30/2023

	ACTUAL LAST YEAR			ACTUAL THIS YEAR				ENCUMBRANCE	BUDGET	UNENCUMBERED BALANCE
	CURRENT MONTH	YEAR TO DATE	%	CURRENT MONTH	%	YEAR TO DATE	%			
EXPENDITURES										
TOTAL EXPENDITURES	0.00	0.00	0	0.00	0	0.00	0	0.00	0.00	0.00
NET CHANGE IN FUND BALANCE	0.00	0.00		0.00		0.00		0.00	0.00	0.00



FUND DEPT 2076-036 : TORT IMMUNITY TAX FUND - PUBLIC DEFENDER

10/11/2023 3:48:28 PM

PERIOD ENDING 9/30/2023

	ACTUAL LAST YEAR			ACTUAL THIS YEAR				ENCUMBRANCE	BUDGET	UNENCUMBERED BALANCE
	CURRENT MONTH	YEAR TO DATE	%	CURRENT MONTH	%	YEAR TO DATE	%			
EXPENDITURES										
TOTAL EXPENDITURES	0.00	0.00	0	0.00	0	0.00	0	0.00	0.00	0.00
NET CHANGE IN FUND BALANCE	0.00	0.00		0.00		0.00		0.00	0.00	0.00



FUND DEPT 2076-040 : TORT IMMUNITY TAX FUND - SHERIFF

10/11/2023 3:48:28 PM

PERIOD ENDING 9/30/2023

	ACTUAL LAST YEAR			ACTUAL THIS YEAR				ENCUMBRANCE	BUDGET	UNENCUMBERED BALANCE
	CURRENT MONTH	YEAR TO DATE	%	CURRENT MONTH	%	YEAR TO DATE	%			
EXPENDITURES										
TOTAL EXPENDITURES	0.00	0.00	0	0.00	0	0.00	0	0.00	0.00	0.00
NET CHANGE IN FUND BALANCE	0.00	0.00		0.00		0.00		0.00	0.00	0.00



FUND DEPT 2076-041 : TORT IMMUNITY TAX FUND - STATES ATTORNEY

10/11/2023 3:48:28 PM

PERIOD ENDING 9/30/2023

	ACTUAL LAST YEAR			ACTUAL THIS YEAR				ENCUMBRANCE	BUDGET	UNENCUMBERED BALANCE
	CURRENT MONTH	YEAR TO DATE	%	CURRENT MONTH	%	YEAR TO DATE	%			
EXPENDITURES										
TOTAL EXPENDITURES	0.00	0.00	0	0.00	0	0.00	0	0.00	0.00	0.00
NET CHANGE IN FUND BALANCE	0.00	0.00		0.00		0.00		0.00	0.00	0.00




FUND DEPT 2076-042 : TORT IMMUNITY TAX FUND - CORONER

10/11/2023 3:48:28 PM

PERIOD ENDING 9/30/2023

	ACTUAL LAST YEAR			ACTUAL THIS YEAR				ENCUMBRANCE	BUDGET	UNENCUMBERED BALANCE
	CURRENT MONTH	YEAR TO DATE	%	CURRENT MONTH	%	YEAR TO DATE	%			
EXPENDITURES										
TOTAL EXPENDITURES	<i>0.00</i>	<i>0.00</i>	<i>0</i>	<i>0.00</i>	<i>0</i>	<i>0.00</i>	<i>0</i>	<i>0.00</i>	<i>0.00</i>	<i>0.00</i>
NET CHANGE IN FUND BALANCE	0.00	0.00		0.00		0.00		0.00	0.00	0.00




FUND DEPT 2076-043 : TORT IMMUNITY TAX FUND - EMERGENCY MGMT AGCY (EMA)

10/11/2023 3:48:28 PM

PERIOD ENDING 9/30/2023

	ACTUAL LAST YEAR			ACTUAL THIS YEAR				ENCUMBRANCE	BUDGET	UNENCUMBERED BALANCE
	CURRENT MONTH	YEAR TO DATE	%	CURRENT MONTH	%	YEAR TO DATE	%			
EXPENDITURES										
TOTAL EXPENDITURES	0.00	0.00	0	0.00	0	0.00	0	0.00	0.00	0.00
NET CHANGE IN FUND BALANCE	0.00	0.00		0.00		0.00		0.00	0.00	0.00




FUND DEPT 2076-051 : TORT IMMUNITY TAX FUND - JUVENILE DETENTION CENTER

10/11/2023 3:48:28 PM

PERIOD ENDING 9/30/2023

	ACTUAL LAST YEAR			ACTUAL THIS YEAR				ENCUMBRANCE	BUDGET	UNENCUMBERED BALANCE
	CURRENT MONTH	YEAR TO DATE	%	CURRENT MONTH	%	YEAR TO DATE	%			
EXPENDITURES										
TOTAL EXPENDITURES	0.00	0.00	0	0.00	0	0.00	0	0.00	0.00	0.00
NET CHANGE IN FUND BALANCE	0.00	0.00		0.00		0.00		0.00	0.00	0.00




FUND DEPT 2076-052 : TORT IMMUNITY TAX FUND - COURT SERVICES -PROBATION

10/11/2023 3:48:28 PM

PERIOD ENDING 9/30/2023

	ACTUAL LAST YEAR			ACTUAL THIS YEAR				ENCUMBRANCE	BUDGET	UNENCUMBERED BALANCE
	CURRENT MONTH	YEAR TO DATE	%	CURRENT MONTH	%	YEAR TO DATE	%			
EXPENDITURES										
TOTAL EXPENDITURES	0.00	0.00	0	0.00	0	0.00	0	0.00	0.00	0.00
NET CHANGE IN FUND BALANCE	0.00	0.00		0.00		0.00		0.00	0.00	0.00



FUND DEPT 2076-057 : TORT IMMUNITY TAX FUND - DEPUTY SHERIFF MERIT COMM

10/11/2023 3:48:28 PM

PERIOD ENDING 9/30/2023

	ACTUAL LAST YEAR			ACTUAL THIS YEAR				ENCUMBRANCE	BUDGET	UNENCUMBERED BALANCE
	CURRENT MONTH	YEAR TO DATE	%	CURRENT MONTH	%	YEAR TO DATE	%			
EXPENDITURES										
TOTAL EXPENDITURES	0.00	0.00	0	0.00	0	0.00	0	0.00	0.00	0.00
NET CHANGE IN FUND BALANCE	0.00	0.00		0.00		0.00		0.00	0.00	0.00



FUND DEPT 2076-071 : TORT IMMUNITY TAX FUND - PUBLIC PROP (PHYS, PLNT, FAC)

10/11/2023 3:48:28 PM

PERIOD ENDING 9/30/2023

	ACTUAL LAST YEAR			ACTUAL THIS YEAR				ENCUMBRANCE	BUDGET	UNENCUMBERED BALANCE
	CURRENT MONTH	YEAR TO DATE	%	CURRENT MONTH	%	YEAR TO DATE	%			
EXPENDITURES										
TOTAL EXPENDITURES	0.00	0.00	0	0.00	0	0.00	0	0.00	0.00	0.00
NET CHANGE IN FUND BALANCE	0.00	0.00		0.00		0.00		0.00	0.00	0.00




FUND DEPT 2076-075 : TORT IMMUNITY TAX FUND - GENERAL COUNTY

10/11/2023 3:48:28 PM

PERIOD ENDING 9/30/2023

	ACTUAL LAST YEAR			ACTUAL THIS YEAR				ENCUMBRANCE	BUDGET	UNENCUMBERED BALANCE
	CURRENT MONTH	YEAR TO DATE	%	CURRENT MONTH	%	YEAR TO DATE	%			
REVENUES										
4001 PROPERTY TAX	939,378.88	2,826,793.51	78	975,842.27	36	2,523,902.13	93	0.00	2,720,758.00	196,855.87
4008 INVESTMENT EARNINGS	1,246.51	1,776.13	0	2,165.40	0	17,081.52	0	0.00	0.00	-17,081.52
TOTAL REVENUES	940,625.39	2,828,569.64	78	978,007.67	36	2,540,983.65	93	0.00	2,720,758.00	179,774.35
EXPENDITURES										
5003 FRINGE BENEFITS	0.00	744,439.23	68	80,796.11	7	794,202.57	68	0.00	1,165,000.00	370,797.43
5020 SERVICES	0.00	1,334.85	0	0.00	0	0.00	0	0.00	1,433,376.00	1,433,376.00
TOTAL EXPENDITURES	0.00	745,774.08	32	80,796.11	3	794,202.57	31	0.00	2,598,376.00	1,804,173.43
OTHER FINANCING SOURCES (USES)										
TOTAL OTHER FINANCING SOURCES (USES)	0.00	0.00		0.00		0.00		0.00	0.00	0.00
NET CHANGE IN FUND BALANCE	940,625.39	2,082,795.56		897,211.56		1,746,781.08		0.00	122,382.00	-1,624,399.08



FUND DEPT 2076-077 : TORT IMMUNITY TAX FUND - ZONING AND ENFORCE (P&Z)

10/11/2023 3:48:28 PM

PERIOD ENDING 9/30/2023

	ACTUAL LAST YEAR			ACTUAL THIS YEAR				ENCUMBRANCE	BUDGET	UNENCUMBERED BALANCE
	CURRENT MONTH	YEAR TO DATE	%	CURRENT MONTH	%	YEAR TO DATE	%			
EXPENDITURES										
TOTAL EXPENDITURES	0.00	0.00	0	0.00	0	0.00	0	0.00	0.00	0.00
NET CHANGE IN FUND BALANCE	0.00	0.00		0.00		0.00		0.00	0.00	0.00




FUND DEPT 2076-127 : TORT IMMUNITY TAX FUND - VETERANS ASSISTNC COMSSN

10/11/2023 3:48:28 PM

PERIOD ENDING 9/30/2023

	ACTUAL LAST YEAR			ACTUAL THIS YEAR				ENCUMBRANCE	BUDGET	UNENCUMBERED BALANCE
	CURRENT MONTH	YEAR TO DATE	%	CURRENT MONTH	%	YEAR TO DATE	%			
EXPENDITURES										
TOTAL EXPENDITURES	0.00	0.00	0	0.00	0	0.00	0	0.00	0.00	0.00
NET CHANGE IN FUND BALANCE	0.00	0.00		0.00		0.00		0.00	0.00	0.00



FUND DEPT 2076-130 : TORT IMMUNITY TAX FUND - CIRC CLK SUPPORT ENFORCE

10/11/2023 3:48:28 PM

PERIOD ENDING 9/30/2023

	ACTUAL LAST YEAR			ACTUAL THIS YEAR				ENCUMBRANCE	BUDGET	UNENCUMBERED BALANCE
	CURRENT MONTH	YEAR TO DATE	%	CURRENT MONTH	%	YEAR TO DATE	%			
EXPENDITURES										
TOTAL EXPENDITURES	0.00	0.00	0	0.00	0	0.00	0	0.00	0.00	0.00
NET CHANGE IN FUND BALANCE	0.00	0.00		0.00		0.00		0.00	0.00	0.00




FUND DEPT 2076-140 : TORT IMMUNITY TAX FUND - CORRECTIONAL CENTER

10/11/2023 3:48:28 PM

PERIOD ENDING 9/30/2023

	ACTUAL LAST YEAR			ACTUAL THIS YEAR				ENCUMBRANCE	BUDGET	UNENCUMBERED BALANCE
	CURRENT MONTH	YEAR TO DATE	%	CURRENT MONTH	%	YEAR TO DATE	%			
EXPENDITURES										
TOTAL EXPENDITURES	0.00	0.00	0	0.00	0	0.00	0	0.00	0.00	0.00
NET CHANGE IN FUND BALANCE	0.00	0.00		0.00		0.00		0.00	0.00	0.00



FUND DEPT 2083-060 : COUNTY HIGHWAY - HIGHWAY

10/11/2023 3:48:28 PM

PERIOD ENDING 9/30/2023

	ACTUAL LAST YEAR			ACTUAL THIS YEAR				ENCUMBRANCE	BUDGET	UNENCUMBERED BALANCE
	CURRENT MONTH	YEAR TO DATE	%	CURRENT MONTH	%	YEAR TO DATE	%			
REVENUES										
4001 PROPERTY TAX	760,902.02	2,289,718.27	78	1,140,543.18	36	2,949,884.06	93	0.00	3,169,214.00	219,329.94
4004 INTERGOVERNMENTAL REVENUE	93,088.03	87,675.84	35	-6,090.70	-2	156,777.75	63	0.00	250,000.00	93,222.25
4007 CHARGES FOR SERVICES	5,525.43	230,064.19	41	27,697.54	5	207,238.99	37	0.00	555,000.00	347,761.01
4008 INVESTMENT EARNINGS	6,745.20	19,737.33	658	4,636.01	116	-166,509.77	4163	0.00	4,000.00	170,509.77
4009 MISCELLANEOUS REVENUES	0.00	1,221.71	0	398.00	0	2,342.40	0	0.00	0.00	-2,342.40
TOTAL REVENUES	866,260.68	2,628,417.34	70	1,167,184.03	29	3,149,733.43	79	0.00	3,978,214.00	828,480.57
EXPENDITURES										
5001 SALARIES AND WAGES	113,379.18	1,055,906.23	68	109,968.52	7	1,108,681.03	67	0.00	1,660,925.00	552,243.97
5003 FRINGE BENEFITS	25,519.17	321,985.56	58	34,012.41	6	333,012.93	61	0.00	546,447.00	213,434.07
5010 COMMODITIES	3,295.21	173,999.94	74	27,685.05	9	170,661.94	53	17,290.05	322,300.00	134,348.01
5020 SERVICES	36,699.12	411,879.30	66	45,450.13	7	356,461.61	52	11,972.00	685,072.00	316,638.39
8000 CAPITAL OUTLAY	0.00	63,340.05	9	10,141.48	1	729,189.96	76	49,626.48	958,941.00	180,124.56
TOTAL EXPENDITURES	178,892.68	2,027,111.08	55	227,257.59	5	2,698,007.47	65	78,888.53	4,173,685.00	1,396,789.00
OTHER FINANCING SOURCES (USES)										
6001 OTHER FINANCING SOURCES	0.00	0.00	0	0.00	0	0.00	0	0.00	48,000.00	48,000.00
7001 OTHER FINANCING USES	-116,000.00	-116,000.00	95	0.00	0	-120,000.00	100	0.00	-120,000.00	0.00
TOTAL OTHER FINANCING SOURCES (USES)	-116,000.00	-116,000.00		0.00		-120,000.00		0.00	-72,000.00	48,000.00
NET CHANGE IN FUND BALANCE	571,368.00	485,306.26		939,926.44		331,725.96		-78,888.53	-267,471.00	-520,308.43




FUND DEPT 2083-062 : COUNTY HIGHWAY - HIGHWAY BUILDING CAPITAL

10/11/2023 3:48:28 PM

PERIOD ENDING 9/30/2023

	ACTUAL LAST YEAR			ACTUAL THIS YEAR				ENCUMBRANCE	BUDGET	UNENCUMBERED BALANCE
	CURRENT MONTH	YEAR TO DATE	%	CURRENT MONTH	%	YEAR TO DATE	%			
REVENUES										
TOTAL REVENUES	0.00	0.00	0	0.00	0	0.00	0	0.00	0.00	0.00
EXPENDITURES										
5020 SERVICES	0.00	0.00	0	0.00	0	0.00	0	0.00	100,000.00	100,000.00
8000 CAPITAL OUTLAY	53,030.00	274,150.50	100	0.00	0	0.00	0	0.00	0.00	0.00
TOTAL EXPENDITURES	53,030.00	274,150.50	73	0.00	0	0.00	0	0.00	100,000.00	100,000.00
OTHER FINANCING SOURCES (USES)										
6001 OTHER FINANCING SOURCES	116,000.00	116,000.00	100	0.00	0	120,000.00	100	0.00	120,000.00	0.00
TOTAL OTHER FINANCING SOURCES (USES)	116,000.00	116,000.00		0.00		120,000.00		0.00	120,000.00	0.00
NET CHANGE IN FUND BALANCE	62,970.00	-158,150.50		0.00		120,000.00		0.00	20,000.00	-100,000.00



FUND DEPT 2084-060 : COUNTY BRIDGE - HIGHWAY

10/11/2023 3:48:28 PM

PERIOD ENDING 9/30/2023

	ACTUAL LAST YEAR			ACTUAL THIS YEAR				ENCUMBRANCE	BUDGET	UNENCUMBERED BALANCE
	CURRENT MONTH	YEAR TO DATE	%	CURRENT MONTH	%	YEAR TO DATE	%			
REVENUES										
4001 PROPERTY TAX	381,640.34	1,148,438.00	78	572,033.92	36	1,479,499.18	93	0.00	1,589,543.00	110,043.82
4004 INTERGOVERNMENTAL REVENUE	0.00	750.00	2	0.00	0	0.00	0	0.00	5,000.00	5,000.00
4008 INVESTMENT EARNINGS	4,042.32	12,489.23	624	2,843.81	284	-83,742.00	8374	0.00	1,000.00	84,742.00
4009 MISCELLANEOUS REVENUES	0.00	0.00	0	0.00	0	4,490.00	0	0.00	0.00	-4,490.00
TOTAL REVENUES	385,682.66	1,161,677.23	76	574,877.73	36	1,400,247.18	88	0.00	1,595,543.00	195,295.82
EXPENDITURES										
5020 SERVICES	12,935.55	139,509.24	52	10,148.38	4	178,227.56	71	0.00	252,656.00	74,428.44
8000 CAPITAL OUTLAY	0.00	867,659.34	69	0.00	0	874,386.41	65	0.00	1,342,887.00	468,500.59
TOTAL EXPENDITURES	12,935.55	1,007,168.58	66	10,148.38	1	1,052,613.97	66	0.00	1,595,543.00	542,929.03
OTHER FINANCING SOURCES (USES)										
TOTAL OTHER FINANCING SOURCES (USES)	0.00	0.00		0.00		0.00		0.00	0.00	0.00
NET CHANGE IN FUND BALANCE	372,747.11	154,508.65		564,729.35		347,633.21		0.00	0.00	-347,633.21



FUND DEPT 2085-060 : COUNTY MOTOR FUEL TAX - HIGHWAY

10/11/2023 3:48:28 PM

PERIOD ENDING 9/30/2023

	ACTUAL LAST YEAR			ACTUAL THIS YEAR				ENCUMBRANCE	BUDGET	UNENCUMBERED BALANCE
	CURRENT MONTH	YEAR TO DATE	%	CURRENT MONTH	%	YEAR TO DATE	%			
REVENUES										
4004 INTERGOVERNMENTAL REVENUE	0.00	3,001,897.29	64	425,797.28	12	2,612,648.89	72	0.00	3,630,000.00	1,017,351.11
4007 CHARGES FOR SERVICES	8,996.00	9,349.21	0	0.00	0	0.00	0	0.00	2,000.00	2,000.00
4008 INVESTMENT EARNINGS	17,958.57	57,929.12	115 9	20,005.16	200	-710,988.23	711 0	0.00	10,000.00	720,988.23
4009 MISCELLANEOUS REVENUES	0.00	0.00	0	0.00	0	145.45	0	0.00	0.00	-145.45
TOTAL REVENUES	26,954.57	3,069,175.62	65	445,802.44	12	1,901,806.11	52	0.00	3,642,000.00	1,740,193.89
EXPENDITURES										
5001 SALARIES AND WAGES	13,549.08	128,260.02	73	13,928.08	8	131,860.42	73	0.00	180,154.00	48,293.58
5020 SERVICES	4,497.20	703,898.13	45	18,010.43	1	609,127.29	40	0.00	1,529,000.00	919,872.71
8000 CAPITAL OUTLAY	764,977.77	1,150,580.39	95	2,903,476.79	48	2,968,210.79	49	0.00	6,100,000.00	3,131,789.21
TOTAL EXPENDITURES	783,024.05	1,982,738.54	67	2,935,415.30	38	3,709,198.50	47	0.00	7,809,154.00	4,099,955.50
NET CHANGE IN FUND BALANCE	-756,069.48	1,086,437.08		-2,489,612.86		-1,807,392.39		0.00	-4,167,154.00	-2,359,761.61



FUND DEPT 2088-044 : ILL.MUNICIPAL RETIREMENT - NURSING HOME

10/11/2023 3:48:28 PM

PERIOD ENDING 9/30/2023

	ACTUAL LAST YEAR			ACTUAL THIS YEAR				ENCUMBRANCE	BUDGET	UNENCUMBERED BALANCE
	CURRENT MONTH	YEAR TO DATE	%	CURRENT MONTH	%	YEAR TO DATE	%			
EXPENDITURES										
<i>TOTAL EXPENDITURES</i>	<i>0.00</i>	<i>0.00</i>	<i>0</i>	<i>0.00</i>	<i>0</i>	<i>0.00</i>	<i>0</i>	<i>0.00</i>	<i>0.00</i>	<i>0.00</i>
OTHER FINANCING SOURCES (USES)										
<i>TOTAL OTHER FINANCING SOURCES (USES)</i>	<i>0.00</i>	<i>0.00</i>		<i>0.00</i>		<i>0.00</i>		<i>0.00</i>	<i>0.00</i>	<i>0.00</i>
NET CHANGE IN FUND BALANCE	0.00	0.00		0.00		0.00		0.00	0.00	0.00



FUND DEPT 2088-073 : ILL.MUNICIPAL RETIREMENT - ILL.MUNICIPAL RETIREMENT

10/11/2023 3:48:28 PM

PERIOD ENDING 9/30/2023

	ACTUAL LAST YEAR			ACTUAL THIS YEAR				ENCUMBRANCE	BUDGET	UNENCUMBERED BALANCE
	CURRENT MONTH	YEAR TO DATE	%	CURRENT MONTH	%	YEAR TO DATE	%			
REVENUES										
4001 PROPERTY TAX	743,282.16	2,236,696.26	78	731,425.76	36	1,891,747.95	93	0.00	2,039,845.00	148,097.05
4004 INTERGOVERNMENTAL REVENUE	0.00	124,000.00	100	0.00	0	124,000.00	100	0.00	124,000.00	0.00
4008 INVESTMENT EARNINGS	2,162.34	4,521.06	532	2,000.37	400	25,426.02	508 5	0.00	500.00	-24,926.02
TOTAL REVENUES	745,444.50	2,365,217.32	79	733,426.13	34	2,041,173.97	94	0.00	2,164,345.00	123,171.03
EXPENDITURES										
5003 FRINGE BENEFITS	0.00	1,532,885.07	38	130,438.90	6	1,665,956.29	77	0.00	2,163,845.00	497,888.71
TOTAL EXPENDITURES	0.00	1,532,885.07	38	130,438.90	6	1,665,956.29	77	0.00	2,163,845.00	497,888.71
OTHER FINANCING SOURCES (USES)										
6001 OTHER FINANCING SOURCES	0.00	6,302.44	1	0.00	0	0.00	0	0.00	0.00	0.00
TOTAL OTHER FINANCING SOURCES (USES)	0.00	6,302.44		0.00		0.00		0.00	0.00	0.00
NET CHANGE IN FUND BALANCE	745,444.50	838,634.69		602,987.23		375,217.68		0.00	500.00	-374,717.68



FUND DEPT 2089-018 : COUNTY PUBLIC HEALTH FUND - C-U PUBLIC HEALTH DISTRICT

10/11/2023 3:48:28 PM

PERIOD ENDING 9/30/2023

	ACTUAL LAST YEAR			ACTUAL THIS YEAR				ENCUMBRANCE	BUDGET	UNENCUMBERED BALANCE
	CURRENT MONTH	YEAR TO DATE	%	CURRENT MONTH	%	YEAR TO DATE	%			
REVENUES										
4001 PROPERTY TAX	199,464.52	600,231.74	77	302,435.30	36	782,214.36	92	0.00	848,271.00	66,056.64
TOTAL REVENUES	199,464.52	600,231.74	77	302,435.30	36	782,214.36	92	0.00	848,271.00	66,056.64
EXPENDITURES										
5020 SERVICES	199,464.52	600,231.74	77	301,945.56	36	782,964.20	92	0.00	849,511.00	66,546.80
TOTAL EXPENDITURES	199,464.52	600,231.74	77	301,945.56	36	782,964.20	92	0.00	849,511.00	66,546.80
NET CHANGE IN FUND BALANCE	0.00	0.00		489.74		-749.84		0.00	-1,240.00	-490.16




FUND DEPT 2089-049 : COUNTY PUBLIC HEALTH FUND - BOARD OF HEALTH

10/11/2023 3:48:28 PM

PERIOD ENDING 9/30/2023

	ACTUAL LAST YEAR			ACTUAL THIS YEAR				ENCUMBRANCE	BUDGET	UNENCUMBERED BALANCE
	CURRENT MONTH	YEAR TO DATE	%	CURRENT MONTH	%	YEAR TO DATE	%			
REVENUES										
4001 PROPERTY TAX	160,839.90	484,001.91	78	237,724.19	35	614,846.47	92	0.00	670,307.00	55,460.53
4004 INTERGOVERNMENTAL REVENUE	78,239.30	1,033,601.32	63	557.59	0	221,993.17	48	0.00	459,146.00	237,152.83
4006 LICENSES AND PERMITS	0.00	48,558.00	35	4,869.00	4	125,367.50	93	0.00	134,128.00	8,760.50
4008 INVESTMENT EARNINGS	1,055.89	3,557.16	166 2	721.46	41	9,347.88	534	0.00	1,750.00	-7,597.88
4009 MISCELLANEOUS REVENUES	0.00	6,037.56	235	7,499.93	122 1	8,567.11	139 5	0.00	614.00	-7,953.11
TOTAL REVENUES	240,135.09	1,575,755.95	66	251,372.17	20	980,122.13	77	0.00	1,265,945.00	285,822.87
EXPENDITURES										
5020 SERVICES	195,838.69	1,267,243.72	48	82,866.81	6	740,904.71	55	0.00	1,337,945.00	597,040.29
TOTAL EXPENDITURES	195,838.69	1,267,243.72	48	82,866.81	6	740,904.71	55	0.00	1,337,945.00	597,040.29
OTHER FINANCING SOURCES (USES)										
TOTAL OTHER FINANCING SOURCES (USES)	0.00	0.00		0.00		0.00		0.00	0.00	0.00
NET CHANGE IN FUND BALANCE	44,296.40	308,512.23		168,505.36		239,217.42		0.00	-72,000.00	-311,217.42



FUND DEPT 2090-053 : MENTAL HEALTH - MENTAL HEALTH BOARD

10/11/2023 3:48:28 PM

PERIOD ENDING 9/30/2023

	ACTUAL LAST YEAR			ACTUAL THIS YEAR				ENCUMBRANCE	BUDGET	UNENCUMBERED BALANCE
	CURRENT MONTH	YEAR TO DATE	%	CURRENT MONTH	%	YEAR TO DATE	%			
REVENUES										
4001 PROPERTY TAX	1,419,891.57	4,272,759.84	78	2,126,993.85	36	5,501,224.23	93	0.00	5,916,892.00	415,667.77
4004 INTERGOVERNMENTAL REVENUE	32,952.00	263,616.00	67	67,852.00	17	339,260.00	83	0.00	407,118.00	67,858.00
4008 INVESTMENT EARNINGS	6,183.54	17,586.43	879	3,687.68	123	42,286.37	1410	0.00	3,000.00	-39,286.37
4009 MISCELLANEOUS REVENUES	3,290.00	78,213.00	163	3,149.00	7	18,555.00	44	0.00	42,000.00	23,445.00
TOTAL REVENUES	1,462,317.11	4,632,175.27	78	2,201,682.53	35	5,901,325.60	93	0.00	6,369,010.00	467,684.40
EXPENDITURES										
5001 SALARIES AND WAGES	35,184.80	322,556.65	71	36,554.18	8	340,183.88	71	0.00	480,310.00	140,126.12
5003 FRINGE BENEFITS	6,531.04	75,459.90	58	8,405.40	7	78,342.55	62	0.00	126,371.00	48,028.45
5010 COMMODITIES	946.41	10,218.71	70	1,213.88	6	9,182.62	43	0.00	21,135.00	11,952.38
5020 SERVICES	-328.49	4,190,951.15	73	453,039.28	8	4,159,185.06	74	0.00	5,596,659.00	1,437,473.94
TOTAL EXPENDITURES	42,333.76	4,599,186.41	73	499,212.74	8	4,586,894.11	74	0.00	6,224,475.00	1,637,580.89
OTHER FINANCING SOURCES (USES)										
7001 OTHER FINANCING USES	0.00	0.00	0	0.00	0	-127,535.00	88	0.00	-144,535.00	-17,000.00
TOTAL OTHER FINANCING SOURCES (USES)	0.00	0.00		0.00		-127,535.00		0.00	-144,535.00	-17,000.00
NET CHANGE IN FUND BALANCE	1,419,983.35	32,988.86		1,702,469.79		1,186,896.49		0.00	0.00	-1,186,896.49



FUND DEPT 2091-047 : ANIMAL CONTROL - ANIMAL CONTROL ADMIN

10/11/2023 3:48:28 PM

PERIOD ENDING 9/30/2023

	ACTUAL LAST YEAR			ACTUAL THIS YEAR				ENCUMBRANCE	BUDGET	UNENCUMBERED BALANCE
	CURRENT MONTH	YEAR TO DATE	%	CURRENT MONTH	%	YEAR TO DATE	%			
REVENUES										
4006 LICENSES AND PERMITS	14,951.00	215,906.00	64	37,836.00	11	141,421.00	42	0.00	335,000.00	193,579.00
4008 INVESTMENT EARNINGS	966.99	2,803.86	280	654.53	65	8,386.41	839	0.00	1,000.00	-7,386.41
4009 MISCELLANEOUS REVENUES	0.50	142.50	0	1,069.00	0	1,069.00	0	0.00	0.00	-1,069.00
TOTAL REVENUES	15,918.49	218,852.36	64	39,559.53	12	150,876.41	45	0.00	336,000.00	185,123.59
EXPENDITURES										
5001 SALARIES AND WAGES	12,203.20	106,054.51	63	14,208.02	9	126,854.37	77	0.00	164,278.50	37,424.13
5003 FRINGE BENEFITS	1,670.42	28,159.12	41	3,699.83	6	28,122.98	42	0.00	67,019.00	38,896.02
5010 COMMODITIES	2,410.22	10,754.45	85	100.20	1	10,179.44	67	0.00	15,202.15	5,022.71
5020 SERVICES	3,383.81	36,110.64	54	935.75	2	22,583.78	56	0.00	40,141.05	17,557.27
TOTAL EXPENDITURES	19,667.65	181,078.72	54	18,943.80	7	187,740.57	65	0.00	286,640.70	98,900.13
OTHER FINANCING SOURCES (USES)										
TOTAL OTHER FINANCING SOURCES (USES)	0.00	0.00		0.00		0.00		0.00	0.00	0.00
NET CHANGE IN FUND BALANCE	-3,749.16	37,773.64		20,615.73		-36,864.16		0.00	49,359.30	86,223.46



FUND DEPT 2091-247 : ANIMAL CONTROL - ANIMAL WARDEN SERVICES

10/11/2023 3:48:28 PM

PERIOD ENDING 9/30/2023

	ACTUAL LAST YEAR			ACTUAL THIS YEAR				ENCUMBRANCE	BUDGET	UNENCUMBERED BALANCE
	CURRENT MONTH	YEAR TO DATE	%	CURRENT MONTH	%	YEAR TO DATE	%			
REVENUES										
4004 INTERGOVERNMENTAL REVENUE	51,086.68	220,843.45	111	84,101.60	45	201,232.45	107	0.00	188,288.00	-12,944.45
4005 FINES AND FORFEITURES	925.00	13,934.00	139	600.00	5	4,900.00	45	0.00	11,000.00	6,100.00
TOTAL REVENUES	52,011.68	234,777.45	112	84,701.60	43	206,132.45	103	0.00	199,288.00	-6,844.45
EXPENDITURES										
5001 SALARIES AND WAGES	10,902.84	89,897.41	69	10,904.15	8	60,213.21	43	0.00	141,431.00	81,217.79
5003 FRINGE BENEFITS	1,619.65	25,756.56	44	1,477.54	2	8,191.78	14	0.00	60,643.00	52,451.22
5010 COMMODITIES	2,053.24	18,584.51	42	4,659.28	18	17,662.76	68	0.00	26,080.00	8,417.24
5020 SERVICES	1,961.26	8,652.15	48	1,912.31	8	13,162.60	53	0.00	24,650.00	11,487.40
8000 CAPITAL OUTLAY	0.00	51,107.00	100	0.00	0	0.00	0	0.00	4,500.00	4,500.00
TOTAL EXPENDITURES	16,536.99	193,997.63	64	18,953.28	7	99,230.35	39	0.00	257,304.00	158,073.65
NET CHANGE IN FUND BALANCE	35,474.69	40,779.82		65,748.32		106,902.10		0.00	-58,016.00	-164,918.10



FUND DEPT 2091-248 : ANIMAL CONTROL - ANIMAL IMPOUND SERVICES

10/11/2023 3:48:28 PM

PERIOD ENDING 9/30/2023

	ACTUAL LAST YEAR			ACTUAL THIS YEAR				ENCUMBRANCE	BUDGET	UNENCUMBERED BALANCE
	CURRENT MONTH	YEAR TO DATE	%	CURRENT MONTH	%	YEAR TO DATE	%			
REVENUES										
4004 INTERGOVERNMENTAL REVENUE	7,321.70	124,001.01	75	55,149.20	23	99,079.49	41	0.00	242,289.00	143,209.51
4005 FINES AND FORFEITURES	1,248.00	13,576.10	30	1,157.00	8	12,579.00	84	0.00	15,000.00	2,421.00
4009 MISCELLANEOUS REVENUES	0.00	0.00	0	122.00	0	122.00	0	0.00	0.00	-122.00
TOTAL REVENUES	8,569.70	137,577.11	65	56,428.20	22	111,780.49	43	0.00	257,289.00	145,508.51
EXPENDITURES										
5001 SALARIES AND WAGES	10,001.91	93,507.30	66	10,899.07	7	100,317.72	63	0.00	160,129.50	59,811.78
5003 FRINGE BENEFITS	1,436.56	24,798.71	40	1,598.02	3	19,669.69	38	0.00	52,194.00	32,524.31
5010 COMMODITIES	5,000.64	21,521.09	64	3,673.74	11	32,363.86	96	0.00	33,540.00	1,176.14
5020 SERVICES	0.00	772.25	7	4,094.97	26	6,469.91	41	0.00	15,681.80	9,211.89
TOTAL EXPENDITURES	16,439.11	140,599.35	56	20,265.80	8	158,821.18	61	0.00	261,545.30	102,724.12
NET CHANGE IN FUND BALANCE	-7,869.41	-3,022.24		36,162.40		-47,040.69		0.00	-4,256.30	42,784.39



FUND DEPT 2092-074 : LAW LIBRARY - LAW LIBRARY

10/11/2023 3:48:28 PM

PERIOD ENDING 9/30/2023

	ACTUAL LAST YEAR			ACTUAL THIS YEAR				ENCUMBRANCE	BUDGET	UNENCUMBERED BALANCE
	CURRENT MONTH	YEAR TO DATE	%	CURRENT MONTH	%	YEAR TO DATE	%			
REVENUES										
4004 INTERGOVERNMENTAL REVENUE	6,850.00	6,850.00	0	0.00	0	0.00	0	0.00	0.00	0.00
4007 CHARGES FOR SERVICES	23,987.00	63,575.75	79	9,809.00	14	58,484.25	84	0.00	70,000.00	11,515.75
4008 INVESTMENT EARNINGS	225.40	730.88	731	224.11	224	2,584.00	258 4	0.00	100.00	-2,484.00
4009 MISCELLANEOUS REVENUES	0.00	715.00	0	0.00	0	560.00	0	0.00	0.00	-560.00
TOTAL REVENUES	31,062.40	71,871.63	90	10,033.11	14	61,628.25	88	0.00	70,100.00	8,471.75
EXPENDITURES										
5010 COMMODITIES	2,936.96	38,234.57	85	3,662.33	15	22,339.17	91	0.00	24,495.00	2,155.83
5020 SERVICES	261.91	22,198.75	60	2,568.75	7	15,967.78	42	0.00	38,340.00	22,372.22
TOTAL EXPENDITURES	3,198.87	60,433.32	74	6,231.08	10	38,306.95	61	0.00	62,835.00	24,528.05
OTHER FINANCING SOURCES (USES)										
TOTAL OTHER FINANCING SOURCES (USES)	0.00	0.00		0.00		0.00		0.00	0.00	0.00
NET CHANGE IN FUND BALANCE	27,863.53	11,438.31		3,802.03		23,321.30		0.00	7,265.00	-16,056.30



FUND DEPT 2093-031 : FORECLOSURE MEDIATION FND - CIRCUIT COURT

10/11/2023 3:48:28 PM

PERIOD ENDING 9/30/2023

	ACTUAL LAST YEAR			ACTUAL THIS YEAR				ENCUMBRANCE	BUDGET	UNENCUMBERED BALANCE
	CURRENT MONTH	YEAR TO DATE	%	CURRENT MONTH	%	YEAR TO DATE	%			
REVENUES										
4007 CHARGES FOR SERVICES	0.00	150.00	1	300.00	3	4,150.00	42	0.00	10,000.00	5,850.00
4008 INVESTMENT EARNINGS	27.24	106.44	106	48.97	122	266.45	666	0.00	40.00	-226.45
TOTAL REVENUES	27.24	256.44	1	348.97	3	4,416.45	44	0.00	10,040.00	5,623.55
EXPENDITURES										
5001 SALARIES AND WAGES	1,188.33	8,103.81	58	0.00	0	0.00	0	0.00	0.00	0.00
5003 FRINGE BENEFITS	32.49	690.66	50	0.00	0	0.00	0	0.00	0.00	0.00
5010 COMMODITIES	0.00	0.00	0	0.00	0	0.00	0	0.00	100.00	100.00
5020 SERVICES	279.00	1,679.00	9	7.52	0	67.47	1	0.00	7,800.00	7,732.53
TOTAL EXPENDITURES	1,499.82	10,473.47	31	7.52	0	67.47	1	0.00	7,900.00	7,832.53
OTHER FINANCING SOURCES (USES)										
6001 OTHER FINANCING SOURCES	0.00	0.00	0	0.00	0	19,900.00	0	0.00	0.00	-19,900.00
TOTAL OTHER FINANCING SOURCES (USES)	0.00	0.00		0.00		19,900.00		0.00	0.00	-19,900.00
NET CHANGE IN FUND BALANCE	-1,472.58	-10,217.03		341.45		24,248.98		0.00	2,140.00	-22,108.98



FUND DEPT 2101-054 : I/DD SPECIAL INITIATIVES - CILA PROJECT

10/11/2023 3:48:28 PM

PERIOD ENDING 9/30/2023

	ACTUAL LAST YEAR			ACTUAL THIS YEAR				ENCUMBRANCE	BUDGET	UNENCUMBERED BALANCE
	CURRENT MONTH	YEAR TO DATE	%	CURRENT MONTH	%	YEAR TO DATE	%			
REVENUES										
4008 INVESTMENT EARNINGS	1,433.68	4,552.28	227 6	1,011.30	101	13,235.81	132 4	0.00	1,000.00	-12,235.81
4009 MISCELLANEOUS REVENUES	1,675.41	262,044.31	0	0.00	0	0.00	0	0.00	0.00	0.00
TOTAL REVENUES	3,109.09	266,596.59	133 298	1,011.30	101	13,235.81	132 4	0.00	1,000.00	-12,235.81
EXPENDITURES										
5010 COMMODITIES	0.00	0.00	0	0.00	0	0.00	0	0.00	5,063.00	5,063.00
5020 SERVICES	3,965.30	17,443.63	51	23,833.00	7	71,499.00	21	0.00	345,937.00	274,438.00
TOTAL EXPENDITURES	3,965.30	17,443.63	35	23,833.00	7	71,499.00	20	0.00	351,000.00	279,501.00
OTHER FINANCING SOURCES (USES)										
6001 OTHER FINANCING SOURCES	0.00	50,000.00	100	0.00	0	50,000.00	100	0.00	50,000.00	0.00
TOTAL OTHER FINANCING SOURCES (USES)	0.00	50,000.00		0.00		50,000.00		0.00	50,000.00	0.00
NET CHANGE IN FUND BALANCE	-856.21	299,152.96		-22,821.70		-8,263.19		0.00	-300,000.00	-291,736.81



FUND DEPT 2103-060 : HWY FED AID MATCHING FUND - HIGHWAY

10/11/2023 3:48:28 PM

PERIOD ENDING 9/30/2023

	ACTUAL LAST YEAR			ACTUAL THIS YEAR				ENCUMBRANCE	BUDGET	UNENCUMBERED BALANCE
	CURRENT MONTH	YEAR TO DATE	%	CURRENT MONTH	%	YEAR TO DATE	%			
REVENUES										
4001 PROPERTY TAX	30,817.45	92,736.37	78	47,821.49	37	123,686.05	96	0.00	128,348.00	4,661.95
4008 INVESTMENT EARNINGS	1,012.18	3,068.72	0	910.02	121	-31,430.10	419	0.00	750.00	32,180.10
							1			
TOTAL REVENUES	31,829.63	95,805.09	81	48,731.51	38	92,255.95	71	0.00	129,098.00	36,842.05
EXPENDITURES										
TOTAL EXPENDITURES	0.00	0.00	0	0.00	0	0.00	0	0.00	0.00	0.00
OTHER FINANCING SOURCES (USES)										
TOTAL OTHER FINANCING SOURCES (USES)	0.00	0.00		0.00		0.00		0.00	0.00	0.00
NET CHANGE IN FUND BALANCE	31,829.63	95,805.09		48,731.51		92,255.95		0.00	129,098.00	36,842.05



FUND DEPT 2104-104 : EARLY CHILDHOOD FUND - EARLY CHILDHOOD DEVELOPMENT

10/11/2023 3:48:28 PM

PERIOD ENDING 9/30/2023

	ACTUAL LAST YEAR			ACTUAL THIS YEAR				ENCUMBRANCE	BUDGET	UNENCUMBERED BALANCE
	CURRENT MONTH	YEAR TO DATE	%	CURRENT MONTH	%	YEAR TO DATE	%			
REVENUES										
4004 INTERGOVERNMENTAL REVENUE	1,167,237.73	7,498,006.26	58	767,319.72	6	8,552,595.55	66	0.00	13,050,000.00	4,497,404.45
4007 CHARGES FOR SERVICES	3,300.00	41,300.00	33	6,300.00	5	229,584.50	177	0.00	130,000.00	-99,584.50
4008 INVESTMENT EARNINGS	8,562.85	28,974.27	290	46.74	1	122,601.02	245 2	0.00	5,000.00	-117,601.02
4009 MISCELLANEOUS REVENUES	0.00	394,084.37	303 1	0.00	0	3,042.44	6	0.00	55,000.00	51,957.56
TOTAL REVENUES	1,179,100.58	7,962,364.90	61	773,666.46	6	8,907,823.51	67	0.00	13,240,000.00	4,332,176.49
EXPENDITURES										
5001 SALARIES AND WAGES	411,653.72	3,733,236.33	62	341,207.00	5	4,125,812.12	65	0.00	6,394,610.46	2,268,798.34
5003 FRINGE BENEFITS	84,236.87	1,088,222.43	51	95,704.76	5	1,067,392.48	54	0.00	1,963,779.41	896,386.93
5010 COMMODITIES	38,803.03	335,235.74	49	70,399.32	8	537,605.47	63	0.00	849,754.39	312,148.92
5020 SERVICES	193,901.61	1,976,952.03	51	167,161.54	6	1,871,030.75	65	23,178.80	2,859,430.67	965,221.12
8000 CAPITAL OUTLAY	0.00	32,018.58	100	0.00	0	375,571.83	92	0.00	409,895.85	34,324.02
TOTAL EXPENDITURES	728,595.23	7,165,665.11	56	674,472.62	5	7,977,412.65	64	23,178.80	12,477,470.78	4,476,879.33
OTHER FINANCING SOURCES (USES)										
7001 OTHER FINANCING USES	0.00	0.00	0	0.00	0	0.00	0	0.00	-628,029.22	-628,029.22
TOTAL OTHER FINANCING SOURCES (USES)	0.00	0.00		0.00		0.00		0.00	-628,029.22	-628,029.22
NET CHANGE IN FUND BALANCE	450,505.35	796,699.79		99,193.84		930,410.86		-23,178.80	134,500.00	-772,732.06



FUND DEPT 2106-010 : PUBL SAFETY SALES TAX FND - COUNTY BOARD

10/11/2023 3:48:28 PM

PERIOD ENDING 9/30/2023

	ACTUAL LAST YEAR			ACTUAL THIS YEAR				ENCUMBRANCE	BUDGET	UNENCUMBERED BALANCE
	CURRENT MONTH	YEAR TO DATE	%	CURRENT MONTH	%	YEAR TO DATE	%			
REVENUES										
4002 LOCAL SALES TAX	341,378.30	2,198,531.36	68	308,735.08	9	1,619,836.94	47	0.00	3,457,442.00	1,837,605.06
4008 INVESTMENT EARNINGS	9,743.58	27,308.69	136 5	9,680.27	194	99,033.68	198 1	0.00	5,000.00	-94,033.68
TOTAL REVENUES	351,121.88	2,225,840.05	68	318,415.35	9	1,718,870.62	50	0.00	3,462,442.00	1,743,571.38
EXPENDITURES										
5020 SERVICES	95,483.16	758,932.74	84	150,941.91	15	736,875.99	73	17,890.00	1,008,000.00	253,234.01
5050 INTEREST AND FISCAL CHARGES	0.00	277.08	18	0.00	0	0.00	0	0.00	2,500.00	2,500.00
TOTAL EXPENDITURES	95,483.16	759,209.82	84	150,941.91	15	736,875.99	73	17,890.00	1,010,500.00	255,734.01
OTHER FINANCING SOURCES (USES)										
7001 OTHER FINANCING USES	0.00	0.00	0	0.00	0	0.00	0	0.00	-2,020,315.00	-2,020,315.00
TOTAL OTHER FINANCING SOURCES (USES)	0.00	0.00		0.00		0.00		0.00	-2,020,315.00	-2,020,315.00
NET CHANGE IN FUND BALANCE	255,638.72	1,466,630.23		167,473.44		981,994.63		-17,890.00	431,627.00	-532,477.63




FUND DEPT 2106-013 : PUBL SAFETY SALES TAX FND - DEBT SERVICE

10/11/2023 3:48:28 PM

PERIOD ENDING 9/30/2023

	ACTUAL LAST YEAR			ACTUAL THIS YEAR				ENCUMBRANCE	BUDGET	UNENCUMBERED BALANCE
	CURRENT MONTH	YEAR TO DATE	%	CURRENT MONTH	%	YEAR TO DATE	%			
REVENUES										
4002 LOCAL SALES TAX	204,609.00	1,432,263.00	59	262,466.00	8	1,574,796.00	50	0.00	3,142,558.00	1,567,762.00
TOTAL REVENUES	204,609.00	1,432,263.00	59	262,466.00	8	1,574,796.00	50	0.00	3,142,558.00	1,567,762.00
EXPENDITURES										
5050 INTEREST AND FISCAL CHARGES	0.00	321,641.24	13	0.00	0	668,720.03	22	0.00	3,033,875.00	2,365,154.97
TOTAL EXPENDITURES	0.00	321,641.24	13	0.00	0	668,720.03	22	0.00	3,033,875.00	2,365,154.97
NET CHANGE IN FUND BALANCE	204,609.00	1,110,621.76		262,466.00		906,075.97		0.00	108,683.00	-797,392.97




FUND DEPT 2106-060 : PUBL SAFETY SALES TAX FND - HIGHWAY

10/11/2023 3:48:28 PM

PERIOD ENDING 9/30/2023

	ACTUAL LAST YEAR			ACTUAL THIS YEAR				ENCUMBRANCE	BUDGET	UNENCUMBERED BALANCE
	CURRENT MONTH	YEAR TO DATE	%	CURRENT MONTH	%	YEAR TO DATE	%			
REVENUES										
TOTAL REVENUES	0.00	0.00	0	0.00	0	0.00	0	0.00	0.00	0.00
NET CHANGE IN FUND BALANCE	0.00	0.00		0.00		0.00		0.00	0.00	0.00




FUND DEPT 2106-230 : PUBL SAFETY SALES TAX FND - JUSTICE SYS TECHNOLGY PRJ

10/11/2023 3:48:28 PM

PERIOD ENDING 9/30/2023

	ACTUAL LAST YEAR			ACTUAL THIS YEAR				ENCUMBRANCE	BUDGET	UNENCUMBERED BALANCE
	CURRENT MONTH	YEAR TO DATE	%	CURRENT MONTH	%	YEAR TO DATE	%			
EXPENDITURES										
5020 SERVICES	0.00	27,205.38	25	0.00	0	30,832.68	14	0.00	219,516.00	188,683.32
TOTAL EXPENDITURES	0.00	27,205.38	25	0.00	0	30,832.68	14	0.00	219,516.00	188,683.32
NET CHANGE IN FUND BALANCE	0.00	-27,205.38		0.00		-30,832.68		0.00	-219,516.00	-188,683.32




FUND DEPT 2106-237 : PUBL SAFETY SALES TAX FND - DELINQ PREVENTION GRANTS

10/11/2023 3:48:28 PM

PERIOD ENDING 9/30/2023

	ACTUAL LAST YEAR			ACTUAL THIS YEAR				ENCUMBRANCE	BUDGET	UNENCUMBERED BALANCE
	CURRENT MONTH	YEAR TO DATE	%	CURRENT MONTH	%	YEAR TO DATE	%			
EXPENDITURES										
5020 SERVICES	23,229.17	209,062.53	75	26,666.66	8	266,666.60	83	0.00	320,000.00	53,333.40
TOTAL EXPENDITURES	23,229.17	209,062.53	75	26,666.66	8	266,666.60	83	0.00	320,000.00	53,333.40
NET CHANGE IN FUND BALANCE	-23,229.17	-209,062.53		-26,666.66		-266,666.60		0.00	-320,000.00	-53,333.40



FUND DEPT 2107-010 : GEOGRAPHIC INF SYS FUND (GIS) - COUNTY BOARD

10/11/2023 3:48:28 PM

PERIOD ENDING 9/30/2023

	ACTUAL LAST YEAR			ACTUAL THIS YEAR				ENCUMBRANCE	BUDGET	UNENCUMBERED BALANCE
	CURRENT MONTH	YEAR TO DATE	%	CURRENT MONTH	%	YEAR TO DATE	%			
REVENUES										
4007 CHARGES FOR SERVICES	27,029.00	218,691.00	66	30,059.00	9	178,686.00	54	0.00	330,000.00	151,314.00
4008 INVESTMENT EARNINGS	867.25	2,930.45	146 5	594.89	59	7,550.05	755	0.00	1,000.00	-6,550.05
TOTAL REVENUES	27,896.25	221,621.45	67	30,653.89	9	186,236.05	56	0.00	331,000.00	144,763.95
EXPENDITURES										
5020 SERVICES	0.00	172,080.50	53	0.00	0	176,241.00	53	0.00	333,627.00	157,386.00
TOTAL EXPENDITURES	0.00	172,080.50	53	0.00	0	176,241.00	53	0.00	333,627.00	157,386.00
NET CHANGE IN FUND BALANCE	27,896.25	49,540.95		30,653.89		9,995.05		0.00	-2,627.00	-12,622.05




FUND DEPT 2108-050 : DEVLPMNTL DISABILITY FUND - DEVL MNTL DISABILITY BOARD

10/11/2023 3:48:28 PM

PERIOD ENDING 9/30/2023

	ACTUAL LAST YEAR			ACTUAL THIS YEAR				ENCUMBRANCE	BUDGET	UNENCUMBERED BALANCE
	CURRENT MONTH	YEAR TO DATE	%	CURRENT MONTH	%	YEAR TO DATE	%			
REVENUES										
4001 PROPERTY TAX	1,166,247.13	3,509,489.01	78	1,748,000.80	36	4,521,002.57	93	0.00	4,863,487.00	342,484.43
4008 INVESTMENT EARNINGS	4,527.15	12,321.91	123 2	3,199.15	160	35,091.43	175 5	0.00	2,000.00	-33,091.43
4009 MISCELLANEOUS REVENUES	0.00	0.00	0	0.00	0	1,537.00	31	0.00	5,000.00	3,463.00
TOTAL REVENUES	1,170,774.28	3,521,810.92	78	1,751,199.95	36	4,557,631.00	94	0.00	4,870,487.00	312,856.00
EXPENDITURES										
5020 SERVICES	0.00	3,093,271.00	69	435,791.00	9	3,509,254.00	73	0.00	4,824,487.00	1,315,233.00
TOTAL EXPENDITURES	0.00	3,093,271.00	69	435,791.00	9	3,509,254.00	73	0.00	4,824,487.00	1,315,233.00
OTHER FINANCING SOURCES (USES)										
6001 OTHER FINANCING SOURCES	0.00	0.00	0	0.00	0	0.00	0	0.00	4,000.00	4,000.00
7001 OTHER FINANCING USES	0.00	-50,000.00	100	0.00	0	-50,000.00	100	0.00	-50,000.00	0.00
TOTAL OTHER FINANCING SOURCES (USES)	0.00	-50,000.00		0.00		-50,000.00		0.00	-46,000.00	4,000.00
NET CHANGE IN FUND BALANCE	1,170,774.28	378,539.92		1,315,408.95		998,377.00		0.00	0.00	-998,377.00




FUND DEPT 2109-932 : INDOOR CLIMATE RESOURCES AGENCY - INDOOR CLIMATE RESOURCES AGENCY

10/11/2023 3:48:28 PM

PERIOD ENDING 9/30/2023

	ACTUAL LAST YEAR			ACTUAL THIS YEAR				ENCUMBRANCE	BUDGET	UNENCUMBERED BALANCE
	CURRENT MONTH	YEAR TO DATE	%	CURRENT MONTH	%	YEAR TO DATE	%			
REVENUES										
4004 INTERGOVERNMENTAL REVENUE	0.00	0.00	0	0.00	0	0.00	0	0.00	5,469,000.00	5,469,000.00
TOTAL REVENUES	0.00	0.00	0	0.00	0	0.00	0	0.00	5,469,000.00	5,469,000.00
EXPENDITURES										
5001 SALARIES AND WAGES	0.00	0.00	0	83,809.41	4	243,017.04	12	0.00	1,995,742.32	1,752,725.28
5003 FRINGE BENEFITS	0.00	0.00	0	13,840.02	2	40,078.28	7	0.00	572,913.30	532,835.02
5010 COMMODITIES	0.00	0.00	0	1,825.09	1	63,650.03	35	0.00	181,650.00	117,999.97
5020 SERVICES	0.00	0.00	0	116,996.38	6	232,352.67	11	0.00	2,093,694.38	1,861,341.71
8000 CAPITAL OUTLAY	0.00	0.00	0	9,212.00	1	258,557.26	41	5,585.52	625,000.00	360,857.22
TOTAL EXPENDITURES	0.00	0.00	0	225,682.90	4	837,655.28	15	5,585.52	5,469,000.00	4,625,759.20
OTHER FINANCING SOURCES (USES)										
TOTAL OTHER FINANCING SOURCES (USES)	0.00	0.00		0.00		0.00		0.00	0.00	0.00
NET CHANGE IN FUND BALANCE	0.00	0.00		-225,682.90		-837,655.28		-5,585.52	0.00	843,240.80



FUND DEPT 2110-110 : WORKFORCE DEVELOPMENT FND - WORKFORCE DEVELOPMENT

10/11/2023 3:48:28 PM

PERIOD ENDING 9/30/2023

	ACTUAL LAST YEAR			ACTUAL THIS YEAR				ENCUMBRANCE	BUDGET	UNENCUMBERED BALANCE
	CURRENT MONTH	YEAR TO DATE	%	CURRENT MONTH	%	YEAR TO DATE	%			
REVENUES										
4004 INTERGOVERNMENTAL REVENUE	292,094.62	2,069,209.80	46	136,548.47	5	1,672,674.27	62	0.00	2,705,000.00	1,032,325.73
4007 CHARGES FOR SERVICES	16.69	69,422.27	50	13,868.06	10	133,661.28	97	0.00	138,500.00	4,838.72
TOTAL REVENUES	292,111.31	2,138,632.07	46	150,416.53	5	1,806,335.55	64	0.00	2,843,500.00	1,037,164.45
EXPENDITURES										
5001 SALARIES AND WAGES	45,666.23	426,825.12	35	49,832.13	7	501,147.86	71	0.00	709,500.00	208,352.14
5003 FRINGE BENEFITS	9,686.76	98,570.19	23	13,759.39	5	125,810.10	44	0.00	287,000.00	161,189.90
5010 COMMODITIES	9,856.99	14,029.24	76	3,885.06	3	23,498.09	21	0.00	112,839.99	89,341.90
5020 SERVICES	133,186.88	1,681,260.67	58	114,179.85	7	1,325,212.93	77	0.00	1,730,010.01	404,797.08
8000 CAPITAL OUTLAY	0.00	158,975.00	100	0.00	0	0.00	0	0.00	0.00	0.00
TOTAL EXPENDITURES	198,396.86	2,379,660.22	51	181,656.43	6	1,975,668.98	70	0.00	2,839,350.00	863,681.02
OTHER FINANCING SOURCES (USES)										
6001 OTHER FINANCING SOURCES	0.00	0.00	0	0.00	0	0.00	0	0.00	50,000.00	50,000.00
7001 OTHER FINANCING USES	0.00	0.00	0	0.00	0	0.00	0	0.00	-50,000.00	-50,000.00
TOTAL OTHER FINANCING SOURCES (USES)	0.00	0.00		0.00		0.00		0.00	0.00	0.00
NET CHANGE IN FUND BALANCE	93,714.45	-241,028.15		-31,239.90		-169,333.43		0.00	4,150.00	173,483.43



FUND DEPT 2120-060 : HWY IDOT REBUILD GRANT - HIGHWAY

10/11/2023 3:48:28 PM

PERIOD ENDING 9/30/2023

	ACTUAL LAST YEAR			ACTUAL THIS YEAR				ENCUMBRANCE	BUDGET	UNENCUMBERED BALANCE
	CURRENT MONTH	YEAR TO DATE	%	CURRENT MONTH	%	YEAR TO DATE	%			
REVENUES										
4004 INTERGOVERNMENTAL REVENUE	0.00	962,449.76	50	0.00	0	0.00	0	0.00	0.00	0.00
4008 INVESTMENT EARNINGS	5,048.13	20,464.01	682	0.00	0	0.00	0	0.00	2,000.00	2,000.00
TOTAL REVENUES	5,048.13	982,913.77	51	0.00	0	0.00	0	0.00	2,000.00	2,000.00
EXPENDITURES										
8000 CAPITAL OUTLAY	1,487,926.35	2,259,734.86	53	589,719.38	24	1,388,824.55	56	0.00	2,496,064.00	1,107,239.45
TOTAL EXPENDITURES	1,487,926.35	2,259,734.86	53	589,719.38	24	1,388,824.55	56	0.00	2,496,064.00	1,107,239.45
NET CHANGE IN FUND BALANCE	-1,482,878.22	-1,276,821.09		-589,719.38		-1,388,824.55		0.00	-2,494,064.00	-1,105,239.45



FUND DEPT 2121-060 : TWP IDOT REBUILD GRANT - HIGHWAY

10/11/2023 3:48:28 PM

PERIOD ENDING 9/30/2023

	ACTUAL LAST YEAR			ACTUAL THIS YEAR				ENCUMBRANCE	BUDGET	UNENCUMBERED BALANCE
	CURRENT MONTH	YEAR TO DATE	%	CURRENT MONTH	%	YEAR TO DATE	%			
REVENUES										
4004 INTERGOVERNMENTAL REVENUE	0.00	862,467.37	0	0.00	0	0.00	0	0.00	0.00	0.00
4008 INVESTMENT EARNINGS	2,214.71	10,338.47	0	0.00	0	0.00	0	0.00	0.00	0.00
TOTAL REVENUES	2,214.71	872,805.84	0	0.00	0	0.00	0	0.00	0.00	0.00
EXPENDITURES										
5020 SERVICES	74,743.75	1,625,065.10	11	18,474.59	0	1,749,095.87	35	0.00	5,000,000.00	3,250,904.13
TOTAL EXPENDITURES	74,743.75	1,625,065.10	11	18,474.59	0	1,749,095.87	35	0.00	5,000,000.00	3,250,904.13
NET CHANGE IN FUND BALANCE	-72,529.04	-752,259.26		-18,474.59		-1,749,095.87		0.00	-5,000,000.00	-3,250,904.13




FUND DEPT 2188-044 : SOCIAL SECURITY FUND - NURSING HOME

10/11/2023 3:48:28 PM

PERIOD ENDING 9/30/2023

	ACTUAL LAST YEAR			ACTUAL THIS YEAR				ENCUMBRANCE	BUDGET	UNENCUMBERED BALANCE
	CURRENT MONTH	YEAR TO DATE	%	CURRENT MONTH	%	YEAR TO DATE	%			
EXPENDITURES										
<i>TOTAL EXPENDITURES</i>	<i>0.00</i>	<i>0.00</i>	<i>0</i>	<i>0.00</i>	<i>0</i>	<i>0.00</i>	<i>0</i>	<i>0.00</i>	<i>0.00</i>	<i>0.00</i>
OTHER FINANCING SOURCES (USES)										
<i>TOTAL OTHER FINANCING SOURCES (USES)</i>	<i>0.00</i>	<i>0.00</i>		<i>0.00</i>		<i>0.00</i>		<i>0.00</i>	<i>0.00</i>	<i>0.00</i>
NET CHANGE IN FUND BALANCE	0.00	0.00		0.00		0.00		0.00	0.00	0.00



FUND DEPT 2188-075 : SOCIAL SECURITY FUND - GENERAL COUNTY

10/11/2023 3:48:28 PM

PERIOD ENDING 9/30/2023

	ACTUAL LAST YEAR			ACTUAL THIS YEAR				ENCUMBRANCE	BUDGET	UNENCUMBERED BALANCE
	CURRENT MONTH	YEAR TO DATE	%	CURRENT MONTH	%	YEAR TO DATE	%			
REVENUES										
4001 PROPERTY TAX	482,378.03	1,451,579.46	78	724,351.83	36	1,873,452.67	93	0.00	2,010,143.00	136,690.33
4008 INVESTMENT EARNINGS	1,563.15	3,909.97	0	1,650.20	183	15,099.67	1678	0.00	900.00	-14,199.67
4009 MISCELLANEOUS REVENUES	884.53	884.53	0	0.00	0	0.01	0	0.00	0.00	-0.01
TOTAL REVENUES	484,825.71	1,456,373.96	78	726,002.03	36	1,888,552.35	94	0.00	2,011,043.00	122,490.65
EXPENDITURES										
5003 FRINGE BENEFITS	132,444.91	1,252,572.18	38	147,334.56	7	1,342,762.39	67	0.00	2,010,143.00	667,380.61
TOTAL EXPENDITURES	132,444.91	1,252,572.18	38	147,334.56	7	1,342,762.39	67	0.00	2,010,143.00	667,380.61
OTHER FINANCING SOURCES (USES)										
6001 OTHER FINANCING SOURCES	0.00	-6,302.44	0	0.00	0	0.00	0	0.00	0.00	0.00
TOTAL OTHER FINANCING SOURCES (USES)	0.00	-6,302.44		0.00		0.00		0.00	0.00	0.00
NET CHANGE IN FUND BALANCE	352,380.80	197,499.34		578,667.47		545,789.96		0.00	900.00	-544,889.96




FUND DEPT 2474-474 : RPC USDA REVOLVING LOANS - RPC USDA REVOLVING LOANS

10/11/2023 3:48:28 PM

PERIOD ENDING 9/30/2023

	ACTUAL LAST YEAR			ACTUAL THIS YEAR				ENCUMBRANCE	BUDGET	UNENCUMBERED BALANCE
	CURRENT MONTH	YEAR TO DATE	%	CURRENT MONTH	%	YEAR TO DATE	%			
REVENUES										
4008 INVESTMENT EARNINGS	322.03	10,600.11	71	960.57	6	8,964.57	60	0.00	15,030.00	6,065.43
TOTAL REVENUES	322.03	10,600.11	71	960.57	6	8,964.57	60	0.00	15,030.00	6,065.43
EXPENDITURES										
5020 SERVICES	31,838.00	31,838.00	91	31,838.00	91	31,838.00	91	0.00	35,000.00	3,162.00
TOTAL EXPENDITURES	31,838.00	31,838.00	91	31,838.00	91	31,838.00	91	0.00	35,000.00	3,162.00
OTHER FINANCING SOURCES (USES)										
7001 OTHER FINANCING USES	0.00	-2,422.44	35	0.00	0	-1,000.13	14	0.00	-7,000.00	-5,999.87
TOTAL OTHER FINANCING SOURCES (USES)	0.00	-2,422.44		0.00		-1,000.13		0.00	-7,000.00	-5,999.87
NET CHANGE IN FUND BALANCE	-31,515.97	-23,660.33		-30,877.43		-23,873.56		0.00	-26,970.00	-3,096.44



FUND DEPT 2475-475 : RPC ECON DEVELOPMNT LOANS - RPC ECON DEVELOPMNT LOANS

10/11/2023 3:48:28 PM

PERIOD ENDING 9/30/2023

	ACTUAL LAST YEAR			ACTUAL THIS YEAR				ENCUMBRANCE	BUDGET	UNENCUMBERED BALANCE
	CURRENT MONTH	YEAR TO DATE	%	CURRENT MONTH	%	YEAR TO DATE	%			
REVENUES										
4008 INVESTMENT EARNINGS	11,341.03	106,903.13	97	2,406.90	3	145,138.32	175	0.00	83,000.00	-62,138.32
TOTAL REVENUES	11,341.03	106,903.13	97	2,406.90	3	145,138.32	175	0.00	83,000.00	-62,138.32
EXPENDITURES										
5020 SERVICES	0.00	0.00	0	0.00	0	1,727,748.63	92	0.00	1,882,751.00	155,002.37
TOTAL EXPENDITURES	0.00	0.00	0	0.00	0	1,727,748.63	92	0.00	1,882,751.00	155,002.37
OTHER FINANCING SOURCES (USES)										
6001 OTHER FINANCING SOURCES	0.00	0.00	0	0.00	0	0.00	0	0.00	100,000.00	100,000.00
7001 OTHER FINANCING USES	0.00	-1,759.71	2	0.00	0	-6,744.33	9	0.00	-78,500.00	-71,755.67
TOTAL OTHER FINANCING SOURCES (USES)	0.00	-1,759.71		0.00		-6,744.33		0.00	21,500.00	28,244.33
NET CHANGE IN FUND BALANCE	11,341.03	105,143.42		2,406.90		-1,589,354.64		0.00	-1,778,251.00	-188,896.36



FUND DEPT 2609-026 : TAX INDEMNITY FUND - COUNTY TREASURER

10/11/2023 3:48:28 PM

PERIOD ENDING 9/30/2023

	ACTUAL LAST YEAR			ACTUAL THIS YEAR				ENCUMBRANCE	BUDGET	UNENCUMBERED BALANCE
	CURRENT MONTH	YEAR TO DATE	%	CURRENT MONTH	%	YEAR TO DATE	%			
REVENUES										
4007 CHARGES FOR SERVICES	0.00	0.00	0	25,220.00	0	25,938.00	0	0.00	0.00	-25,938.00
4008 INVESTMENT EARNINGS	0.00	0.00	0	610.89	0	5,610.29	0	0.00	0.00	-5,610.29
TOTAL REVENUES	0.00	0.00	0	25,830.89	0	31,548.29	0	0.00	0.00	-31,548.29
EXPENDITURES										
5020 SERVICES	0.00	0.00	0	0.00	0	99,000.00	100	0.00	99,000.00	0.00
TOTAL EXPENDITURES	0.00	0.00	0	0.00	0	99,000.00	100	0.00	99,000.00	0.00
OTHER FINANCING SOURCES (USES)										
TOTAL OTHER FINANCING SOURCES (USES)	0.00	0.00		0.00		0.00		0.00	0.00	0.00
NET CHANGE IN FUND BALANCE	0.00	0.00		25,830.89		-67,451.71		0.00	-99,000.00	-31,548.29



FUND DEPT 2610-026 : WORKING CASH FUND - COUNTY TREASURER

10/11/2023 3:48:28 PM

PERIOD ENDING 9/30/2023

	ACTUAL LAST YEAR			ACTUAL THIS YEAR				ENCUMBRANCE	BUDGET	UNENCUMBERED BALANCE
	CURRENT MONTH	YEAR TO DATE	%	CURRENT MONTH	%	YEAR TO DATE	%			
REVENUES										
4008 INVESTMENT EARNINGS	720.14	2,380.03	34	513.41	7	6,336.99	91	0.00	7,000.00	663.01
TOTAL REVENUES	720.14	2,380.03	34	513.41	7	6,336.99	91	0.00	7,000.00	663.01
OTHER FINANCING SOURCES (USES)										
7001 OTHER FINANCING USES	0.00	0.00	0	0.00	0	0.00	0	0.00	-7,000.00	-7,000.00
TOTAL OTHER FINANCING SOURCES (USES)	0.00	0.00		0.00		0.00		0.00	-7,000.00	-7,000.00
NET CHANGE IN FUND BALANCE	720.14	2,380.03		513.41		6,336.99		0.00	0.00	-6,336.99



FUND DEPT 2611-022 : COUNTY CLK SURCHARGE FUND - COUNTY CLERK

10/11/2023 3:48:28 PM

PERIOD ENDING 9/30/2023

	ACTUAL LAST YEAR			ACTUAL THIS YEAR				ENCUMBRANCE	BUDGET	UNENCUMBERED BALANCE
	CURRENT MONTH	YEAR TO DATE	%	CURRENT MONTH	%	YEAR TO DATE	%			
REVENUES										
4007 CHARGES FOR SERVICES	1,300.00	8,172.00	68	0.00	0	0.00	0	0.00	0.00	0.00
TOTAL REVENUES	1,300.00	8,172.00	68	0.00	0	0.00	0	0.00	0.00	0.00
EXPENDITURES										
5020 SERVICES	0.00	8,172.00	68	0.00	0	0.00	0	0.00	0.00	0.00
TOTAL EXPENDITURES	0.00	8,172.00	68	0.00	0	0.00	0	0.00	0.00	0.00
NET CHANGE IN FUND BALANCE	1,300.00	0.00		0.00		0.00		0.00	0.00	0.00



FUND DEPT 2612-040 : SHERIFF DRUG FORFEITURES - SHERIFF

10/11/2023 3:48:28 PM

PERIOD ENDING 9/30/2023

	ACTUAL LAST YEAR			ACTUAL THIS YEAR				ENCUMBRANCE	BUDGET	UNENCUMBERED BALANCE
	CURRENT MONTH	YEAR TO DATE	%	CURRENT MONTH	%	YEAR TO DATE	%			
REVENUES										
4005 FINES AND FORFEITURES	5,244.97	6,141.33	61	7,800.00	78	9,786.86	98	0.00	10,000.00	213.14
4008 INVESTMENT EARNINGS	224.74	748.88	149 8	55.64	56	1,759.38	175 9	0.00	100.00	-1,659.38
TOTAL REVENUES	5,469.71	6,890.21	69	7,855.64	78	11,546.24	114	0.00	10,100.00	-1,446.24
EXPENDITURES										
5010 COMMODITIES	1,337.97	5,548.56	69	1,361.38	18	6,184.55	81	0.00	7,600.00	1,415.45
5020 SERVICES	89.22	983.49	5	7,548.95	56	11,419.00	85	0.00	13,500.00	2,081.00
TOTAL EXPENDITURES	1,427.19	6,532.05	25	8,910.33	42	17,603.55	83	0.00	21,100.00	3,496.45
OTHER FINANCING SOURCES (USES)										
TOTAL OTHER FINANCING SOURCES (USES)	0.00	0.00		0.00		0.00		0.00	0.00	0.00
NET CHANGE IN FUND BALANCE	4,042.52	358.16		-1,054.69		-6,057.31		0.00	-11,000.00	-4,942.69



FUND DEPT 2613-030 : COURT'S AUTOMATION FUND - CIRCUIT CLERK

10/11/2023 3:48:28 PM

PERIOD ENDING 9/30/2023

	ACTUAL LAST YEAR			ACTUAL THIS YEAR				ENCUMBRANCE	BUDGET	UNENCUMBERED BALANCE
	CURRENT MONTH	YEAR TO DATE	%	CURRENT MONTH	%	YEAR TO DATE	%			
REVENUES										
4004 INTERGOVERNMENTAL REVENUE	0.00	0.00	0	0.00	0	52,323.42	100	0.00	52,323.42	0.00
4007 CHARGES FOR SERVICES	55,964.96	142,530.92	63	24,872.37	12	174,671.55	87	0.00	200,000.00	25,328.45
4008 INVESTMENT EARNINGS	0.00	61.41	0	162.63	0	1,388.30	0	0.00	0.00	-1,388.30
TOTAL REVENUES	55,964.96	142,592.33	56	25,035.00	10	228,383.27	91	0.00	252,323.42	23,940.15
EXPENDITURES										
5010 COMMODITIES	0.00	96.70	2	0.00	0	61,133.60	52	0.00	118,542.42	57,408.82
5020 SERVICES	15,032.20	214,489.89	90	0.00	0	149,403.71	66	0.00	226,700.00	77,296.29
8000 CAPITAL OUTLAY	0.00	28,514.56	85	0.00	0	0.00	0	0.00	0.00	0.00
TOTAL EXPENDITURES	15,032.20	243,101.15	88	0.00	0	210,537.31	61	0.00	345,242.42	134,705.11
OTHER FINANCING SOURCES (USES)										
TOTAL OTHER FINANCING SOURCES (USES)	0.00	0.00		0.00		0.00		0.00	0.00	0.00
NET CHANGE IN FUND BALANCE	40,932.76	-100,508.82		25,035.00		17,845.96		0.00	-92,919.00	-110,764.96



FUND DEPT 2614-023 : RECORDER'S AUTOMATION FND - RECORDER

10/11/2023 3:48:28 PM

PERIOD ENDING 9/30/2023

	ACTUAL LAST YEAR			ACTUAL THIS YEAR				ENCUMBRANCE	BUDGET	UNENCUMBERED BALANCE
	CURRENT MONTH	YEAR TO DATE	%	CURRENT MONTH	%	YEAR TO DATE	%			
REVENUES										
4007 CHARGES FOR SERVICES	19,943.40	128,134.69	71	19,838.22	11	136,541.88	76	0.00	180,000.00	43,458.12
4008 INVESTMENT EARNINGS	972.71	3,071.18	61	800.74	80	9,358.06	936	0.00	1,000.00	-8,358.06
TOTAL REVENUES	20,916.11	131,205.87	71	20,638.96	11	145,899.94	81	0.00	181,000.00	35,100.06
EXPENDITURES										
5001 SALARIES AND WAGES	1,140.76	9,989.16	39	1,185.84	4	10,870.20	40	0.00	27,128.00	16,257.80
5003 FRINGE BENEFITS	69.76	1,417.60	37	127.53	6	1,321.36	63	0.00	2,103.00	781.64
5010 COMMODITIES	0.00	65,236.93	373	61.14	0	7,206.85	41	0.00	17,422.00	10,215.15
5020 SERVICES	2,500.00	42,312.58	60	5,395.98	3	98,081.99	61	0.00	160,538.00	62,456.01
8000 CAPITAL OUTLAY	0.00	0.00	0	0.00	0	0.00	0	0.00	2,840.00	2,840.00
TOTAL EXPENDITURES	3,710.52	118,956.27	66	6,770.49	3	117,480.40	56	0.00	210,031.00	92,550.60
NET CHANGE IN FUND BALANCE	17,205.59	12,249.60		13,868.47		28,419.54		0.00	-29,031.00	-57,450.54




FUND DEPT 2615-036 : PUBLIC DEFENDER AUTOMATN - PUBLIC DEFENDER

10/11/2023 3:48:28 PM

PERIOD ENDING 9/30/2023

	ACTUAL LAST YEAR			ACTUAL THIS YEAR				ENCUMBRANCE	BUDGET	UNENCUMBERED BALANCE
	CURRENT MONTH	YEAR TO DATE	%	CURRENT MONTH	%	YEAR TO DATE	%			
REVENUES										
4007 CHARGES FOR SERVICES	135.00	345.00	53	570.00	88	3,612.60	556	0.00	650.00	-2,962.60
TOTAL REVENUES	135.00	345.00	53	570.00	88	3,612.60	556	0.00	650.00	-2,962.60
EXPENDITURES										
5010 COMMODITIES	0.00	0.00	0	0.00	0	0.00	0	0.00	650.00	650.00
TOTAL EXPENDITURES	0.00	0.00	0	0.00	0	0.00	0	0.00	650.00	650.00
NET CHANGE IN FUND BALANCE	135.00	345.00		570.00		3,612.60		0.00	0.00	-3,612.60




FUND DEPT 2617-030 : CHILD SUPPORT SERV FUND - CIRCUIT CLERK

10/11/2023 3:48:28 PM

PERIOD ENDING 9/30/2023

	ACTUAL LAST YEAR			ACTUAL THIS YEAR				ENCUMBRANCE	BUDGET	UNENCUMBERED BALANCE
	CURRENT MONTH	YEAR TO DATE	%	CURRENT MONTH	%	YEAR TO DATE	%			
REVENUES										
4007 CHARGES FOR SERVICES	-171.72	258.28	1	0.00	0	324.00	3	0.00	10,000.00	9,676.00
4008 INVESTMENT EARNINGS	95.75	321.72	0	58.10	0	752.60	0	0.00	0.00	-752.60
TOTAL REVENUES	-75.97	580.00	3	58.10	1	1,076.60	11	0.00	10,000.00	8,923.40
EXPENDITURES										
5020 SERVICES	0.00	5,000.00	37	0.00	0	5,000.00	50	0.00	10,000.00	5,000.00
TOTAL EXPENDITURES	0.00	5,000.00	28	0.00	0	5,000.00	50	0.00	10,000.00	5,000.00
OTHER FINANCING SOURCES (USES)										
TOTAL OTHER FINANCING SOURCES (USES)	0.00	0.00		0.00		0.00		0.00	0.00	0.00
NET CHANGE IN FUND BALANCE	-75.97	-4,420.00		58.10		-3,923.40		0.00	0.00	3,923.40




FUND DEPT 2618-051 : PROBATION SERVICES FUND - JUVENILE DETENTION CENTER

10/11/2023 3:48:28 PM

PERIOD ENDING 9/30/2023

	ACTUAL LAST YEAR			ACTUAL THIS YEAR				ENCUMBRANCE	BUDGET	UNENCUMBERED BALANCE
	CURRENT MONTH	YEAR TO DATE	%	CURRENT MONTH	%	YEAR TO DATE	%			
REVENUES										
4007 CHARGES FOR SERVICES	7,354.00	20,809.80	46	3,406.00	10	25,727.16	74	0.00	35,000.00	9,272.84
TOTAL REVENUES	7,354.00	20,809.80	46	3,406.00	10	25,727.16	74	0.00	35,000.00	9,272.84
EXPENDITURES										
5020 SERVICES	0.00	0.00	0	0.00	0	0.00	0	0.00	9,000.00	9,000.00
8000 CAPITAL OUTLAY	0.00	0.00	0	0.00	0	45,720.00	99	0.00	46,000.00	280.00
TOTAL EXPENDITURES	0.00	0.00	0	0.00	0	45,720.00	83	0.00	55,000.00	9,280.00
OTHER FINANCING SOURCES (USES)										
TOTAL OTHER FINANCING SOURCES (USES)	0.00	0.00		0.00		0.00		0.00	0.00	0.00
NET CHANGE IN FUND BALANCE	7,354.00	20,809.80		3,406.00		-19,992.84		0.00	-20,000.00	-7.16



FUND DEPT 2618-052 : PROBATION SERVICES FUND - COURT SERVICES -PROBATION

10/11/2023 3:48:28 PM

PERIOD ENDING 9/30/2023

	ACTUAL LAST YEAR			ACTUAL THIS YEAR				ENCUMBRANCE	BUDGET	UNENCUMBERED BALANCE
	CURRENT MONTH	YEAR TO DATE	%	CURRENT MONTH	%	YEAR TO DATE	%			
REVENUES										
4007 CHARGES FOR SERVICES	57,492.20	187,194.52	50	29,788.50	9	185,018.80	57	0.00	325,000.00	139,981.20
4008 INVESTMENT EARNINGS	3,607.21	11,713.03	156 2	2,796.63	62	34,033.19	756	0.00	4,500.00	-29,533.19
4009 MISCELLANEOUS REVENUES	0.00	300.00	3	25.00	5	3,375.00	675	0.00	500.00	-2,875.00
TOTAL REVENUES	61,099.41	199,207.55	52	32,610.13	10	222,426.99	67	0.00	330,000.00	107,573.01
EXPENDITURES										
5010 COMMODITIES	3,332.83	26,632.39	31	3,668.53	5	23,513.55	30	0.00	78,250.00	54,736.45
5020 SERVICES	11,714.05	70,298.37	24	14,607.78	5	90,796.03	31	0.00	294,250.00	203,453.97
8000 CAPITAL OUTLAY	0.00	0.00	0	0.00	0	0.00	0	0.00	36,500.00	36,500.00
TOTAL EXPENDITURES	15,046.88	96,930.76	23	18,276.31	4	114,309.58	28	0.00	409,000.00	294,690.42
OTHER FINANCING SOURCES (USES)										
7001 OTHER FINANCING USES	0.00	0.00	0	0.00	0	0.00	0	0.00	-10,000.00	-10,000.00
TOTAL OTHER FINANCING SOURCES (USES)	0.00	0.00		0.00		0.00		0.00	-10,000.00	-10,000.00
NET CHANGE IN FUND BALANCE	46,052.53	102,276.79		14,333.82		108,117.41		0.00	-89,000.00	-197,117.41



FUND DEPT 2619-026 : TAX SALE AUTOMATION FUND - COUNTY TREASURER

10/11/2023 3:48:28 PM

PERIOD ENDING 9/30/2023

	ACTUAL LAST YEAR			ACTUAL THIS YEAR				ENCUMBRANCE	BUDGET	UNENCUMBERED BALANCE
	CURRENT MONTH	YEAR TO DATE	%	CURRENT MONTH	%	YEAR TO DATE	%			
REVENUES										
4007 CHARGES FOR SERVICES	764.00	8,008.60	40	1,325.00	8	7,390.75	43	0.00	17,200.00	9,809.25
4008 INVESTMENT EARNINGS	13.21	68.29	34	8.93	4	199.48	100	0.00	200.00	0.52
TOTAL REVENUES	777.21	8,076.89	40	1,333.93	8	7,590.23	44	0.00	17,400.00	9,809.77
EXPENDITURES										
5001 SALARIES AND WAGES	2,736.00	14,364.00	192	2,447.00	21	11,970.00	104	0.00	11,500.00	-470.00
5003 FRINGE BENEFITS	103.51	1,132.04	137	194.97	17	1,080.81	93	0.00	1,157.00	76.19
5010 COMMODITIES	0.00	0.00	0	0.00	0	0.00	0	0.00	2,000.00	2,000.00
5020 SERVICES	0.00	75.00	4	0.00	0	410.00	16	0.00	2,500.00	2,090.00
TOTAL EXPENDITURES	2,839.51	15,571.04	136	2,641.97	15	13,460.81	78	0.00	17,157.00	3,696.19
NET CHANGE IN FUND BALANCE	-2,062.30	-7,494.15		-1,308.04		-5,870.58		0.00	243.00	6,113.58



FUND DEPT 2621-041 : STS ATTY DRUG FORFEITURES - STATES ATTORNEY

10/11/2023 3:48:28 PM

PERIOD ENDING 9/30/2023

	ACTUAL LAST YEAR			ACTUAL THIS YEAR				ENCUMBRANCE	BUDGET	UNENCUMBERED BALANCE
	CURRENT MONTH	YEAR TO DATE	%	CURRENT MONTH	%	YEAR TO DATE	%			
REVENUES										
4005 FINES AND FORFEITURES	2,762.23	52,477.54	219	12,061.87	50	24,572.11	102	0.00	24,000.00	-572.11
4008 INVESTMENT EARNINGS	241.76	829.44	0	95.10	127	1,491.65	198 9	0.00	75.00	-1,416.65
TOTAL REVENUES	3,003.99	53,306.98	222	12,156.97	50	26,063.76	108	0.00	24,075.00	-1,988.76
EXPENDITURES										
5010 COMMODITIES	6,447.85	18,957.20	35	9,204.46	18	41,032.02	78	0.00	52,275.00	11,242.98
5020 SERVICES	3,331.38	21,331.78	43	28.50	0	18,757.90	34	0.00	54,900.00	36,142.10
TOTAL EXPENDITURES	9,779.23	40,288.98	39	9,232.96	9	59,789.92	56	0.00	107,175.00	47,385.08
OTHER FINANCING SOURCES (USES)										
TOTAL OTHER FINANCING SOURCES (USES)	0.00	0.00		0.00		0.00		0.00	0.00	0.00
NET CHANGE IN FUND BALANCE	-6,775.24	13,018.00		2,924.01		-33,726.16		0.00	-83,100.00	-49,373.84



FUND DEPT 2627-026 : PROPERTY TAX INT FEE FUND - COUNTY TREASURER

10/11/2023 3:48:28 PM

PERIOD ENDING 9/30/2023

	ACTUAL LAST YEAR			ACTUAL THIS YEAR				ENCUMBRANCE	BUDGET	UNENCUMBERED BALANCE
	CURRENT MONTH	YEAR TO DATE	%	CURRENT MONTH	%	YEAR TO DATE	%			
REVENUES										
4007 CHARGES FOR SERVICES	0.00	240.00	0	0.00	0	480.00	1	0.00	55,000.00	54,520.00
4008 INVESTMENT EARNINGS	0.39	59.35	3	1.04	0	147.07	7	0.00	2,000.00	1,852.93
TOTAL REVENUES	0.39	299.35	1	1.04	0	627.07	1	0.00	57,000.00	56,372.93
OTHER FINANCING SOURCES (USES)										
7001 OTHER FINANCING USES	0.00	0.00	0	0.00	0	0.00	0	0.00	-57,000.00	-57,000.00
TOTAL OTHER FINANCING SOURCES (USES)	0.00	0.00		0.00		0.00		0.00	-57,000.00	-57,000.00
NET CHANGE IN FUND BALANCE	0.39	299.35		1.04		627.07		0.00	0.00	-627.07



FUND DEPT 2628-022 : ELECTN ASSIST/ACCESSIBLTY - COUNTY CLERK

10/11/2023 3:48:28 PM

PERIOD ENDING 9/30/2023

	ACTUAL LAST YEAR			ACTUAL THIS YEAR				ENCUMBRANCE	BUDGET	UNENCUMBERED BALANCE
	CURRENT MONTH	YEAR TO DATE	%	CURRENT MONTH	%	YEAR TO DATE	%			
REVENUES										
4004 INTERGOVERNMENTAL REVENUE	0.00	77,461.30	35	66,450.99	29	117,597.93	51	0.00	230,607.00	113,009.07
TOTAL REVENUES	0.00	77,461.30	35	66,450.99	29	117,597.93	51	0.00	230,607.00	113,009.07
EXPENDITURES										
5001 SALARIES AND WAGES	2,975.97	17,965.31	52	331.50	0	8,232.75	12	0.00	70,000.00	61,767.25
5003 FRINGE BENEFITS	107.83	1,459.41	48	26.80	0	719.57	10	0.00	7,035.00	6,315.43
5010 COMMODITIES	0.00	67,679.19	63	0.00	0	0.00	0	0.00	14,288.00	14,288.00
5020 SERVICES	1,604.15	20,242.95	26	912.61	1	128,337.02	92	0.00	139,284.00	10,946.98
TOTAL EXPENDITURES	4,687.95	107,346.86	48	1,270.91	1	137,289.34	60	0.00	230,607.00	93,317.66
OTHER FINANCING SOURCES (USES)										
TOTAL OTHER FINANCING SOURCES (USES)	0.00	0.00		0.00		0.00		0.00	0.00	0.00
NET CHANGE IN FUND BALANCE	-4,687.95	-29,885.56		65,180.08		-19,691.41		0.00	0.00	19,691.41



FUND DEPT 2629-010 : COUNTY HISTORICAL FUND - COUNTY BOARD

10/11/2023 3:48:28 PM

PERIOD ENDING 9/30/2023

	ACTUAL LAST YEAR			ACTUAL THIS YEAR				ENCUMBRANCE	BUDGET	UNENCUMBERED BALANCE
	CURRENT MONTH	YEAR TO DATE	%	CURRENT MONTH	%	YEAR TO DATE	%			
REVENUES										
4008 INVESTMENT EARNINGS	17.00	56.21	562	12.26	41	151.06	504	0.00	30.00	-121.06
TOTAL REVENUES	17.00	56.21	562	12.26	41	151.06	504	0.00	30.00	-121.06
EXPENDITURES										
5020 SERVICES	0.00	0.00	0	0.00	0	0.00	0	0.00	5,000.00	5,000.00
TOTAL EXPENDITURES	0.00	0.00	0	0.00	0	0.00	0	0.00	5,000.00	5,000.00
NET CHANGE IN FUND BALANCE	17.00	56.21		12.26		151.06		0.00	-4,970.00	-5,121.06




FUND DEPT 2630-030 : CIR CLK OPERATION & ADMIN - CIRCUIT CLERK

10/11/2023 3:48:28 PM

PERIOD ENDING 9/30/2023

	ACTUAL LAST YEAR			ACTUAL THIS YEAR				ENCUMBRANCE	BUDGET	UNENCUMBERED BALANCE
	CURRENT MONTH	YEAR TO DATE	%	CURRENT MONTH	%	YEAR TO DATE	%			
REVENUES										
4004 INTERGOVERNMENTAL REVENUE	0.00	0.00	0	0.00	0	30,556.34	108	0.00	28,301.00	-2,255.34
4007 CHARGES FOR SERVICES	322,917.34	704,937.09	265	59,695.50	13	402,255.38	89	0.00	450,000.00	47,744.62
4008 INVESTMENT EARNINGS	817.85	1,895.99	0	228.24	0	5,423.28	0	0.00	0.00	-5,423.28
TOTAL REVENUES	323,735.19	706,833.08	266	59,923.74	13	438,235.00	92	0.00	478,301.00	40,066.00
EXPENDITURES										
5001 SALARIES AND WAGES	0.00	75,935.92	71	0.00	0	0.00	0	0.00	79,997.00	79,997.00
5003 FRINGE BENEFITS	832.53	16,963.17	65	0.00	0	0.00	0	0.00	21,125.00	21,125.00
5010 COMMODITIES	751.03	33,312.48	39	137.34	0	12,051.43	18	0.00	67,501.00	55,449.57
5020 SERVICES	21,040.50	68,776.96	95	758.47	0	139,893.87	72	0.00	193,582.00	53,688.13
TOTAL EXPENDITURES	22,624.06	194,988.53	67	895.81	0	151,945.30	42	0.00	362,205.00	210,259.70
OTHER FINANCING SOURCES (USES)										
7001 OTHER FINANCING USES	0.00	0.00	0	0.00	0	-19,900.00	100	0.00	-19,900.00	0.00
TOTAL OTHER FINANCING SOURCES (USES)	0.00	0.00		0.00		-19,900.00		0.00	-19,900.00	0.00
NET CHANGE IN FUND BALANCE	301,111.13	511,844.55		59,027.93		266,389.70		0.00	96,196.00	-170,193.70



FUND DEPT 2632-030 : CIR CLK ELCTRNC CITATIONS - CIRCUIT CLERK

10/11/2023 3:48:28 PM

PERIOD ENDING 9/30/2023

	ACTUAL LAST YEAR			ACTUAL THIS YEAR				ENCUMBRANCE	BUDGET	UNENCUMBERED BALANCE
	CURRENT MONTH	YEAR TO DATE	%	CURRENT MONTH	%	YEAR TO DATE	%			
REVENUES										
4007 CHARGES FOR SERVICES	12,867.49	31,196.95	57	6,120.82	14	45,551.96	101	0.00	45,000.00	-551.96
4008 INVESTMENT EARNINGS	467.49	1,495.46	0	429.79	0	4,863.13	0	0.00	0.00	-4,863.13
TOTAL REVENUES	13,334.98	32,692.41	60	6,550.61	15	50,415.09	112	0.00	45,000.00	-5,415.09
EXPENDITURES										
5020 SERVICES	0.00	0.00	0	0.00	0	0.00	0	0.00	225,000.00	225,000.00
TOTAL EXPENDITURES	0.00	0.00	0	0.00	0	0.00	0	0.00	225,000.00	225,000.00
NET CHANGE IN FUND BALANCE	13,334.98	32,692.41		6,550.61		50,415.09		0.00	-180,000.00	-230,415.09



FUND DEPT 2633-041 : STS ATTY RECORDS AUTOMATN - STATES ATTORNEY

10/11/2023 3:48:28 PM

PERIOD ENDING 9/30/2023

	ACTUAL LAST YEAR			ACTUAL THIS YEAR				ENCUMBRANCE	BUDGET	UNENCUMBERED BALANCE
	CURRENT MONTH	YEAR TO DATE	%	CURRENT MONTH	%	YEAR TO DATE	%			
REVENUES										
4007 CHARGES FOR SERVICES	1,013.00	2,731.82	55	416.00	8	3,022.00	60	0.00	5,000.00	1,978.00
4008 INVESTMENT EARNINGS	19.29	59.44	198	14.21	95	146.33	976	0.00	15.00	-131.33
TOTAL REVENUES	1,032.29	2,791.26	55	430.21	9	3,168.33	63	0.00	5,015.00	1,846.67
EXPENDITURES										
5020 SERVICES	0.00	0.00	0	0.00	0	0.00	0	0.00	5,000.00	5,000.00
TOTAL EXPENDITURES	0.00	0.00	0	0.00	0	0.00	0	0.00	5,000.00	5,000.00
NET CHANGE IN FUND BALANCE	1,032.29	2,791.26		430.21		3,168.33		0.00	15.00	-3,153.33



FUND DEPT 2634-036 : PUBLIC DEFENDER GRANT FUND - PUBLIC DEFENDER

10/11/2023 3:48:28 PM

PERIOD ENDING 9/30/2023

	ACTUAL LAST YEAR			ACTUAL THIS YEAR				ENCUMBRANCE	BUDGET	UNENCUMBERED BALANCE
	CURRENT MONTH	YEAR TO DATE	%	CURRENT MONTH	%	YEAR TO DATE	%			
REVENUES										
4004 INTERGOVERNMENTAL REVENUE	0.00	0.00	0	132,422.41	0	132,422.41	0	0.00	0.00	-132,422.41
TOTAL REVENUES	0.00	0.00	0	132,422.41	0	132,422.41	0	0.00	0.00	-132,422.41
EXPENDITURES										
TOTAL EXPENDITURES	0.00	0.00	0	0.00	0	0.00	0	0.00	0.00	0.00
NET CHANGE IN FUND BALANCE	0.00	0.00		132,422.41		132,422.41		0.00	0.00	-132,422.41



FUND DEPT 2635-040 : CANNABIS REGULATION FUND - SHERIFF

10/11/2023 3:48:28 PM

PERIOD ENDING 9/30/2023

	ACTUAL LAST YEAR			ACTUAL THIS YEAR				ENCUMBRANCE	BUDGET	UNENCUMBERED BALANCE
	CURRENT MONTH	YEAR TO DATE	%	CURRENT MONTH	%	YEAR TO DATE	%			
REVENUES										
4004 INTERGOVERNMENTAL REVENUE	3,877.07	29,552.62	62	4,058.89	8	23,195.41	48	0.00	48,000.00	24,804.59
4008 INVESTMENT EARNINGS	141.70	412.08	0	154.45	154	1,778.82	177 9	0.00	100.00	-1,678.82
TOTAL REVENUES	4,018.77	29,964.70	62	4,213.34	9	24,974.23	52	0.00	48,100.00	23,125.77
EXPENDITURES										
5010 COMMODITIES	0.00	0.00	0	0.00	0	11,400.00	46	0.00	25,000.00	13,600.00
5020 SERVICES	0.00	0.00	0	0.00	0	0.00	0	0.00	23,000.00	23,000.00
TOTAL EXPENDITURES	0.00	0.00	0	0.00	0	11,400.00	24	0.00	48,000.00	36,600.00
NET CHANGE IN FUND BALANCE	4,018.77	29,964.70		4,213.34		13,574.23		0.00	100.00	-13,474.23



FUND DEPT 2638-042 : CORONER STATUTORY FEES - CORONER

10/11/2023 3:48:28 PM

PERIOD ENDING 9/30/2023

	ACTUAL LAST YEAR			ACTUAL THIS YEAR				ENCUMBRANCE	BUDGET	UNENCUMBERED BALANCE
	CURRENT MONTH	YEAR TO DATE	%	CURRENT MONTH	%	YEAR TO DATE	%			
REVENUES										
4007 CHARGES FOR SERVICES	6,673.14	51,256.37	83	225.00	0	44,086.74	67	0.00	66,000.00	21,913.26
TOTAL REVENUES	6,673.14	51,256.37	83	225.00	0	44,086.74	67	0.00	66,000.00	21,913.26
EXPENDITURES										
5010 COMMODITIES	676.97	7,659.23	35	541.28	2	10,924.84	43	0.00	25,570.00	14,645.16
5020 SERVICES	894.15	9,769.40	67	1,114.92	7	10,505.95	67	0.00	15,710.00	5,204.05
8000 CAPITAL OUTLAY	0.00	0.00	0	0.00	0	0.00	0	0.00	45,000.00	45,000.00
TOTAL EXPENDITURES	1,571.12	17,428.63	48	1,656.20	2	21,430.79	25	0.00	86,280.00	64,849.21
NET CHANGE IN FUND BALANCE	5,102.02	33,827.74		-1,431.20		22,655.95		0.00	-20,280.00	-42,935.95




FUND DEPT 2638-140 : CORONER STATUTORY FEES - CORRECTIONAL CENTER

10/11/2023 3:48:28 PM

PERIOD ENDING 9/30/2023

	ACTUAL LAST YEAR			ACTUAL THIS YEAR				ENCUMBRANCE	BUDGET	UNENCUMBERED BALANCE
	CURRENT MONTH	YEAR TO DATE	%	CURRENT MONTH	%	YEAR TO DATE	%			
EXPENDITURES										
TOTAL EXPENDITURES	0.00	0.00	0	0.00	0	0.00	0	0.00	0.00	0.00
NET CHANGE IN FUND BALANCE	0.00	0.00		0.00		0.00		0.00	0.00	0.00



FUND DEPT 2658-140 : JAIL COMMISSARY - CORRECTIONAL CENTER

10/11/2023 3:48:28 PM

PERIOD ENDING 9/30/2023

	ACTUAL LAST YEAR			ACTUAL THIS YEAR				ENCUMBRANCE	BUDGET	UNENCUMBERED BALANCE
	CURRENT MONTH	YEAR TO DATE	%	CURRENT MONTH	%	YEAR TO DATE	%			
REVENUES										
4008 INVESTMENT EARNINGS	1,094.56	3,538.37	354	905.37	70	10,916.12	840	0.00	1,300.00	-9,616.12
4009 MISCELLANEOUS REVENUES	4,871.21	73,780.94	73	11,992.47	11	54,459.60	50	0.00	110,000.00	55,540.40
TOTAL REVENUES	5,965.77	77,319.31	76	12,897.84	12	65,375.72	59	0.00	111,300.00	45,924.28
EXPENDITURES										
5010 COMMODITIES	19.90	998.65	2	2,386.87	14	6,740.83	40	0.00	17,000.00	10,259.17
5020 SERVICES	3,326.32	22,403.40	11	825.11	3	10,850.33	35	0.00	30,660.00	19,809.67
8000 CAPITAL OUTLAY	0.00	0.00	0	0.00	0	0.00	0	0.00	45,000.00	45,000.00
TOTAL EXPENDITURES	3,346.22	23,402.05	8	3,211.98	3	17,591.16	19	0.00	92,660.00	75,068.84
NET CHANGE IN FUND BALANCE	2,619.55	53,917.26		9,685.86		47,784.56		0.00	18,640.00	-29,144.56



FUND DEPT 2659-140 : COUNTY JAIL MEDICAL COSTS - CORRECTIONAL CENTER

10/11/2023 3:48:28 PM

PERIOD ENDING 9/30/2023

	ACTUAL LAST YEAR			ACTUAL THIS YEAR				ENCUMBRANCE	BUDGET	UNENCUMBERED BALANCE
	CURRENT MONTH	YEAR TO DATE	%	CURRENT MONTH	%	YEAR TO DATE	%			
REVENUES										
4007 CHARGES FOR SERVICES	1,492.94	4,264.71	18	507.12	3	3,581.66	18	0.00	20,000.00	16,418.34
4008 INVESTMENT EARNINGS	12.16	34.89	35	8.74	87	94.74	947	0.00	10.00	-84.74
TOTAL REVENUES	1,505.10	4,299.60	18	515.86	3	3,676.40	18	0.00	20,010.00	16,333.60
OTHER FINANCING SOURCES (USES)										
7001 OTHER FINANCING USES	0.00	0.00	0	0.00	0	0.00	0	0.00	-20,010.00	-20,010.00
TOTAL OTHER FINANCING SOURCES (USES)	0.00	0.00		0.00		0.00		0.00	-20,010.00	-20,010.00
NET CHANGE IN FUND BALANCE	1,505.10	4,299.60		515.86		3,676.40		0.00	0.00	-3,676.40



FUND DEPT 2670-022 : COUNTY CLK AUTOMATION FND - COUNTY CLERK

10/11/2023 3:48:28 PM

PERIOD ENDING 9/30/2023

	ACTUAL LAST YEAR			ACTUAL THIS YEAR				ENCUMBRANCE	BUDGET	UNENCUMBERED BALANCE
	CURRENT MONTH	YEAR TO DATE	%	CURRENT MONTH	%	YEAR TO DATE	%			
REVENUES										
4007 CHARGES FOR SERVICES	2,220.00	13,450.00	54	2,038.00	8	10,206.00	41	0.00	25,000.00	14,794.00
4008 INVESTMENT EARNINGS	59.28	182.32	91	51.63	26	602.39	301	0.00	200.00	-402.39
4009 MISCELLANEOUS REVENUES	4,194.15	15,677.35	392	0.00	0	3,388.00	27	0.00	12,500.00	9,112.00
TOTAL REVENUES	6,473.43	29,309.67	100	2,089.63	6	14,196.39	38	0.00	37,700.00	23,503.61
EXPENDITURES										
5010 COMMODITIES	733.90	11,318.30	89	0.00	0	0.00	0	0.00	11,500.00	11,500.00
5020 SERVICES	0.00	11,675.62	71	0.00	0	12,462.41	67	0.00	18,700.00	6,237.59
TOTAL EXPENDITURES	733.90	22,993.92	79	0.00	0	12,462.41	41	0.00	30,200.00	17,737.59
NET CHANGE IN FUND BALANCE	5,739.53	6,315.75		2,089.63		1,733.98		0.00	7,500.00	5,766.02



FUND DEPT 2671-030 : COURT DOCUMENT STORAGE FD - CIRCUIT CLERK

10/11/2023 3:48:28 PM

PERIOD ENDING 9/30/2023

	ACTUAL LAST YEAR			ACTUAL THIS YEAR				ENCUMBRANCE	BUDGET	UNENCUMBERED BALANCE
	CURRENT MONTH	YEAR TO DATE	%	CURRENT MONTH	%	YEAR TO DATE	%			
REVENUES										
4004 INTERGOVERNMENTAL REVENUE	0.00	0.00	0	0.00	0	79,981.60	100	0.00	79,981.60	0.00
4007 CHARGES FOR SERVICES	56,142.25	142,839.87	64	24,885.68	12	174,319.96	87	0.00	200,000.00	25,680.04
4008 INVESTMENT EARNINGS	73.89	154.56	0	211.02	0	2,166.88	0	0.00	0.00	-2,166.88
TOTAL REVENUES	56,216.14	142,994.43	64	25,096.70	9	256,468.44	92	0.00	279,981.60	23,513.16
EXPENDITURES										
5001 SALARIES AND WAGES	4,843.89	57,909.80	68	3,874.61	4	41,769.07	48	0.00	87,544.00	45,774.93
5003 FRINGE BENEFITS	318.97	13,654.69	39	418.33	1	4,899.48	14	0.00	34,358.00	29,458.52
5010 COMMODITIES	0.00	22,769.38	55	698.07	1	52,698.89	81	0.00	64,745.60	12,046.71
5020 SERVICES	3,585.73	22,292.65	41	754.00	1	64,962.10	88	0.00	74,069.00	9,106.90
8000 CAPITAL OUTLAY	0.00	0.00	0	0.00	0	36,358.00	85	0.00	42,958.00	6,600.00
TOTAL EXPENDITURES	8,748.59	116,626.52	53	5,745.01	2	200,687.54	66	0.00	303,674.60	102,987.06
OTHER FINANCING SOURCES (USES)										
TOTAL OTHER FINANCING SOURCES (USES)	0.00	0.00		0.00		0.00		0.00	0.00	0.00
NET CHANGE IN FUND BALANCE	47,467.55	26,367.91		19,351.69		55,780.90		0.00	-23,693.00	-79,473.90



FUND DEPT 2675-041 : VICTIM ADVOCACY GRT-ICJIA - STATES ATTORNEY

10/11/2023 3:48:28 PM

PERIOD ENDING 9/30/2023

	ACTUAL LAST YEAR			ACTUAL THIS YEAR				ENCUMBRANCE	BUDGET	UNENCUMBERED BALANCE
	CURRENT MONTH	YEAR TO DATE	%	CURRENT MONTH	%	YEAR TO DATE	%			
REVENUES										
TOTAL REVENUES	<i>0.00</i>	<i>0.00</i>	<i>0</i>	<i>0.00</i>	<i>0</i>	<i>0.00</i>	<i>0</i>	<i>0.00</i>	<i>0.00</i>	<i>0.00</i>
EXPENDITURES										
TOTAL EXPENDITURES	<i>0.00</i>	<i>0.00</i>	<i>0</i>	<i>0.00</i>	<i>0</i>	<i>0.00</i>	<i>0</i>	<i>0.00</i>	<i>0.00</i>	<i>0.00</i>
OTHER FINANCING SOURCES (USES)										
TOTAL OTHER FINANCING SOURCES (USES)	<i>0.00</i>	<i>0.00</i>		<i>0.00</i>		<i>0.00</i>		<i>0.00</i>	<i>0.00</i>	<i>0.00</i>
NET CHANGE IN FUND BALANCE	0.00	0.00		0.00		0.00		0.00	0.00	0.00



FUND DEPT 2676-011 : SOLID WASTE MANAGEMENT - SOLID WASTE MGMT

10/11/2023 3:48:28 PM

PERIOD ENDING 9/30/2023

	ACTUAL LAST YEAR			ACTUAL THIS YEAR				ENCUMBRANCE	BUDGET	UNENCUMBERED BALANCE
	CURRENT MONTH	YEAR TO DATE	%	CURRENT MONTH	%	YEAR TO DATE	%			
REVENUES										
4004 INTERGOVERNMENTAL REVENUE	0.00	10,744.11	43	0.00	0	16,342.03	54	0.00	30,200.00	13,857.97
4006 LICENSES AND PERMITS	0.00	2,485.00	57	0.00	0	1,330.00	30	0.00	4,375.00	3,045.00
4008 INVESTMENT EARNINGS	26.01	81.01	324	21.94	0	238.54	0	0.00	0.00	-238.54
4009 MISCELLANEOUS REVENUES	0.00	5,110.00	102	0.00	0	0.00	0	0.00	0.00	0.00
TOTAL REVENUES	26.01	18,420.12	53	21.94	0	17,910.57	52	0.00	34,575.00	16,664.43
EXPENDITURES										
5010 COMMODITIES	0.00	417.98	52	0.00	0	0.00	0	0.00	839.00	839.00
5020 SERVICES	13,000.00	32,652.73	84	5,000.00	13	23,833.01	61	0.00	39,000.00	15,166.99
TOTAL EXPENDITURES	13,000.00	33,070.71	83	5,000.00	13	23,833.01	60	0.00	39,839.00	16,005.99
NET CHANGE IN FUND BALANCE	-12,973.99	-14,650.59		-4,978.06		-5,922.44		0.00	-5,264.00	658.44



FUND DEPT 2679-179 : CHILD ADVOCACY CENTER - CHILD ADVOCACY CENTER

10/11/2023 3:48:28 PM

PERIOD ENDING 9/30/2023

	ACTUAL LAST YEAR			ACTUAL THIS YEAR				ENCUMBRANCE	BUDGET	UNENCUMBERED BALANCE
	CURRENT MONTH	YEAR TO DATE	%	CURRENT MONTH	%	YEAR TO DATE	%			
REVENUES										
4004 INTERGOVERNMENTAL REVENUE	5,631.00	228,932.94	57	31,151.08	9	245,848.00	73	0.00	336,575.00	90,727.00
4008 INVESTMENT EARNINGS	0.00	0.47	0	29.42	147	146.60	733	0.00	20.00	-126.60
4009 MISCELLANEOUS REVENUES	440.30	6,045.89	93	399.87	6	17,139.57	237	0.00	7,223.00	-9,916.57
TOTAL REVENUES	6,071.30	234,979.30	58	31,580.37	9	263,134.17	77	0.00	343,818.00	80,683.83
EXPENDITURES										
5001 SALARIES AND WAGES	12,683.25	137,007.46	73	14,490.80	8	125,496.61	73	0.00	171,255.00	45,758.39
5003 FRINGE BENEFITS	3,324.92	38,341.56	66	4,256.61	8	38,772.86	75	0.00	51,972.00	13,199.14
5010 COMMODITIES	471.98	16,419.46	44	314.42	5	3,398.78	55	0.00	6,177.96	2,779.18
5020 SERVICES	14,662.37	107,337.19	87	11,631.12	10	69,016.93	62	0.00	111,373.04	42,356.11
TOTAL EXPENDITURES	31,142.52	299,105.67	74	30,692.95	9	236,685.18	69	0.00	340,778.00	104,092.82
NET CHANGE IN FUND BALANCE	-25,071.22	-64,126.37		887.42		26,448.99		0.00	3,040.00	-23,408.99



FUND DEPT 2685-031 : SPECIALTY COURTS FUND - CIRCUIT COURT

10/11/2023 3:48:28 PM

PERIOD ENDING 9/30/2023

	ACTUAL LAST YEAR			ACTUAL THIS YEAR				ENCUMBRANCE	BUDGET	UNENCUMBERED BALANCE
	CURRENT MONTH	YEAR TO DATE	%	CURRENT MONTH	%	YEAR TO DATE	%			
REVENUES										
4004 INTERGOVERNMENTAL REVENUE	16,513.50	16,513.50	35	3,780.00	8	30,432.25	62	0.00	49,351.00	18,918.75
4007 CHARGES FOR SERVICES	3,227.39	9,214.89	33	1,415.52	5	9,926.75	36	0.00	27,600.00	17,673.25
4008 INVESTMENT EARNINGS	197.60	684.47	684	178.41	178	2,155.52	215 6	0.00	100.00	-2,055.52
4009 MISCELLANEOUS REVENUES	0.00	0.00	0	1,500.00	0	1,500.00	0	0.00	0.00	-1,500.00
TOTAL REVENUES	19,938.49	26,412.86	35	6,873.93	9	44,014.52	57	0.00	77,051.00	33,036.48
EXPENDITURES										
5001 SALARIES AND WAGES	4,182.28	27,355.36	57	3,780.00	7	34,965.00	64	0.00	54,689.00	19,724.00
5003 FRINGE BENEFITS	292.91	5,072.75	28	405.61	2	4,011.33	22	0.00	18,395.00	14,383.67
5010 COMMODITIES	0.00	0.00	0	0.00	0	338.53	23	0.00	1,453.98	1,115.45
5020 SERVICES	1,297.25	6,000.75	48	494.76	4	4,000.71	36	0.00	11,146.02	7,145.31
TOTAL EXPENDITURES	5,772.44	38,428.86	49	4,680.37	5	43,315.57	51	0.00	85,684.00	42,368.43
OTHER FINANCING SOURCES (USES)										
TOTAL OTHER FINANCING SOURCES (USES)	0.00	0.00		0.00		0.00		0.00	0.00	0.00
NET CHANGE IN FUND BALANCE	14,166.05	-12,016.00		2,193.56		698.95		0.00	-8,633.00	-9,331.95



FUND DEPT 2685-140 : SPECIALTY COURTS FUND - CORRECTIONAL CENTER

10/11/2023 3:48:28 PM

PERIOD ENDING 9/30/2023

	ACTUAL LAST YEAR			ACTUAL THIS YEAR				ENCUMBRANCE	BUDGET	UNENCUMBERED BALANCE
	CURRENT MONTH	YEAR TO DATE	%	CURRENT MONTH	%	YEAR TO DATE	%			
REVENUES										
TOTAL REVENUES	0.00	0.00	0	0.00	0	0.00	0	0.00	0.00	0.00
NET CHANGE IN FUND BALANCE	0.00	0.00		0.00		0.00		0.00	0.00	0.00



FUND DEPT 2840-016 : ARPA - ADMINISTRATIVE SERVICES

10/11/2023 3:48:28 PM

PERIOD ENDING 9/30/2023

	ACTUAL LAST YEAR			ACTUAL THIS YEAR				ENCUMBRANCE	BUDGET	UNENCUMBERED BALANCE
	CURRENT MONTH	YEAR TO DATE	%	CURRENT MONTH	%	YEAR TO DATE	%			
REVENUES										
4004 INTERGOVERNMENTAL REVENUE	0.00	20,364,815.00	100	0.00	0	0.00	0	0.00	0.00	0.00
4008 INVESTMENT EARNINGS	46,741.60	61,952.98	48	4,717.22	4	261,055.77	218	0.00	120,000.00	-141,055.77
TOTAL REVENUES	46,741.60	20,426,767.98	100	4,717.22	4	261,055.77	218	0.00	120,000.00	-141,055.77
EXPENDITURES										
5001 SALARIES AND WAGES	0.00	21,072.75	98	0.00	0	0.00	0	0.00	0.00	0.00
5003 FRINGE BENEFITS	0.00	2,425.04	88	0.00	0	0.00	0	0.00	0.00	0.00
TOTAL EXPENDITURES	0.00	23,497.79	97	0.00	0	0.00	0	0.00	0.00	0.00
OTHER FINANCING SOURCES (USES)										
7001 OTHER FINANCING USES	-8,601.02	-45,388.48	3	-9,603.63	0	-65,983.36	1	0.00	-6,456,917.00	-6,390,933.64
TOTAL OTHER FINANCING SOURCES (USES)	-8,601.02	-45,388.48		-9,603.63		-65,983.36		0.00	-6,456,917.00	-6,390,933.64
NET CHANGE IN FUND BALANCE	38,140.58	20,357,881.71		-4,886.41		195,072.41		0.00	-6,336,917.00	-6,531,989.41



FUND DEPT 2840-043 : ARPA - EMERGENCY MGMT AGCY (EMA)

10/11/2023 3:48:28 PM

PERIOD ENDING 9/30/2023

	ACTUAL LAST YEAR			ACTUAL THIS YEAR				ENCUMBRANCE	BUDGET	UNENCUMBERED BALANCE
	CURRENT MONTH	YEAR TO DATE	%	CURRENT MONTH	%	YEAR TO DATE	%			
REVENUES										
TOTAL REVENUES	0.00	0.00	0	0.00	0	0.00	0	0.00	0.00	0.00
EXPENDITURES										
TOTAL EXPENDITURES	0.00	0.00	0	0.00	0	0.00	0	0.00	0.00	0.00
NET CHANGE IN FUND BALANCE	0.00	0.00		0.00		0.00		0.00	0.00	0.00




FUND DEPT 2840-075 : ARPA - GENERAL COUNTY

10/11/2023 3:48:28 PM

PERIOD ENDING 9/30/2023

	ACTUAL LAST YEAR			ACTUAL THIS YEAR				ENCUMBRANCE	BUDGET	UNENCUMBERED BALANCE
	CURRENT MONTH	YEAR TO DATE	%	CURRENT MONTH	%	YEAR TO DATE	%			
EXPENDITURES										
5001 SALARIES AND WAGES	0.00	593,388.00	100	3,468.00	11	3,468.00	11	0.00	31,449.00	27,981.00
5003 FRINGE BENEFITS	0.00	165,410.70	100	356.86	10	356.86	10	0.00	3,551.00	3,194.14
5010 COMMODITIES	95,154.15	186,938.47	145	507.96	3	19,463.64	97	0.00	20,078.00	614.36
5020 SERVICES	292,438.22	1,291,783.35	14	344,979.95	5	3,396,306.82	46	67,765.00	7,321,299.00	3,857,227.18
8000 CAPITAL OUTLAY	144,647.13	2,541,542.61	32	28,683.40	0	2,566,478.00	31	508,249.00	8,293,688.00	5,218,961.00
TOTAL EXPENDITURES	532,239.50	4,779,063.13	27	377,996.17	2	5,986,073.32	38	576,014.00	15,670,065.00	9,107,977.68
OTHER FINANCING SOURCES (USES)										
6001 OTHER FINANCING SOURCES	0.00	0.00	0	127,535.00	0	127,535.00	0	0.00	0.00	-127,535.00
TOTAL OTHER FINANCING SOURCES (USES)	0.00	0.00		127,535.00		127,535.00		0.00	0.00	-127,535.00
NET CHANGE IN FUND BALANCE	-532,239.50	-4,779,063.13		-250,461.17		-5,858,538.32		-576,014.00	-15,670,065.00	-9,235,512.68



FUND DEPT 2932-932 : INDOOR CLIMATE RESOURCES AGENCY - INDOOR CLIMATE RESOURCES AGENCY

10/11/2023 3:48:28 PM

PERIOD ENDING 9/30/2023

	ACTUAL LAST YEAR			ACTUAL THIS YEAR				ENCUMBRANCE	BUDGET	UNENCUMBERED BALANCE
	CURRENT MONTH	YEAR TO DATE	%	CURRENT MONTH	%	YEAR TO DATE	%			
REVENUES										
TOTAL REVENUES	0.00	0.00	0	0.00	0	0.00	0	0.00	0.00	0.00
EXPENDITURES										
TOTAL EXPENDITURES	0.00	0.00	0	0.00	0	0.00	0	0.00	0.00	0.00
NET CHANGE IN FUND BALANCE	0.00	0.00		0.00		0.00		0.00	0.00	0.00



FUND DEPT 3105-010 : CAPITAL ASSET REPLCMT FND - COUNTY BOARD

10/11/2023 3:48:28 PM

PERIOD ENDING 9/30/2023

	ACTUAL LAST YEAR			ACTUAL THIS YEAR				ENCUMBRANCE	BUDGET	UNENCUMBERED BALANCE
	CURRENT MONTH	YEAR TO DATE	%	CURRENT MONTH	%	YEAR TO DATE	%			
REVENUES										
4008 INVESTMENT EARNINGS	3,573.32	39,790.17	995	6,099.88	20	351,452.44	117 2	0.00	30,000.00	-321,452.44
TOTAL REVENUES	3,573.32	39,790.17	995	6,099.88	20	351,452.44	117 2	0.00	30,000.00	-321,452.44
EXPENDITURES										
5010 COMMODITIES	0.00	0.00	0	0.00	0	0.00	0	0.00	2,000.00	2,000.00
5020 SERVICES	459,151.35	2,104,118.29	56	25,631.00	2	553,475.17	42	0.00	1,308,000.00	754,524.83
TOTAL EXPENDITURES	459,151.35	2,104,118.29	56	25,631.00	2	553,475.17	42	0.00	1,310,000.00	756,524.83
OTHER FINANCING SOURCES (USES)										
6001 OTHER FINANCING SOURCES	0.00	0.00	0	0.00	0	0.00	0	0.00	200,000.00	200,000.00
TOTAL OTHER FINANCING SOURCES (USES)	0.00	0.00		0.00		0.00		0.00	200,000.00	200,000.00
NET CHANGE IN FUND BALANCE	-455,578.03	-2,064,328.12		-19,531.12		-202,022.73		0.00	-1,080,000.00	-877,977.27



FUND DEPT 3105-016 : CAPITAL ASSET REPLCMT FND - ADMINISTRATIVE SERVICES

10/11/2023 3:48:28 PM

PERIOD ENDING 9/30/2023

	ACTUAL LAST YEAR			ACTUAL THIS YEAR				ENCUMBRANCE	BUDGET	UNENCUMBERED BALANCE
	CURRENT MONTH	YEAR TO DATE	%	CURRENT MONTH	%	YEAR TO DATE	%			
REVENUES										
TOTAL REVENUES	0.00	0.00	0	0.00	0	0.00	0	0.00	0.00	0.00
EXPENDITURES										
5010 COMMODITIES	0.00	780.00	9	0.00	0	0.00	0	0.00	10,057.00	10,057.00
5020 SERVICES	4,999.00	4,999.00	100	0.00	0	4,999.00	14	0.00	35,000.00	30,001.00
8000 CAPITAL OUTLAY	0.00	0.00	0	0.00	0	0.00	0	0.00	19,909.00	19,909.00
TOTAL EXPENDITURES	4,999.00	5,779.00	20	0.00	0	4,999.00	8	0.00	64,966.00	59,967.00
OTHER FINANCING SOURCES (USES)										
6001 OTHER FINANCING SOURCES	0.00	0.00	0	0.00	0	0.00	0	0.00	35,384.00	35,384.00
TOTAL OTHER FINANCING SOURCES (USES)	0.00	0.00		0.00		0.00		0.00	35,384.00	35,384.00
NET CHANGE IN FUND BALANCE	-4,999.00	-5,779.00		0.00		-4,999.00		0.00	-29,582.00	-24,583.00



FUND DEPT 3105-020 : CAPITAL ASSET REPLCMT FND - AUDITOR

10/11/2023 3:48:28 PM

PERIOD ENDING 9/30/2023

	ACTUAL LAST YEAR			ACTUAL THIS YEAR				ENCUMBRANCE	BUDGET	UNENCUMBERED BALANCE
	CURRENT MONTH	YEAR TO DATE	%	CURRENT MONTH	%	YEAR TO DATE	%			
EXPENDITURES										
5010 COMMODITIES	0.00	0.00	0	0.00	0	4,720.00	95	0.00	4,950.00	230.00
TOTAL EXPENDITURES	0.00	0.00	0	0.00	0	4,720.00	95	0.00	4,950.00	230.00
OTHER FINANCING SOURCES (USES)										
6001 OTHER FINANCING SOURCES	0.00	0.00	0	0.00	0	0.00	0	0.00	1,257.00	1,257.00
TOTAL OTHER FINANCING SOURCES (USES)	0.00	0.00		0.00		0.00		0.00	1,257.00	1,257.00
NET CHANGE IN FUND BALANCE	0.00	0.00		0.00		-4,720.00		0.00	-3,693.00	1,027.00



FUND DEPT 3105-021 : CAPITAL ASSET REPLCMT FND - BOARD OF REVIEW

10/11/2023 3:48:28 PM

PERIOD ENDING 9/30/2023

	ACTUAL LAST YEAR			ACTUAL THIS YEAR				ENCUMBRANCE	BUDGET	UNENCUMBERED BALANCE
	CURRENT MONTH	YEAR TO DATE	%	CURRENT MONTH	%	YEAR TO DATE	%			
EXPENDITURES										
TOTAL EXPENDITURES	0.00	0.00	0	0.00	0	0.00	0	0.00	0.00	0.00
OTHER FINANCING SOURCES (USES)										
TOTAL OTHER FINANCING SOURCES (USES)	0.00	0.00		0.00		0.00		0.00	0.00	0.00
NET CHANGE IN FUND BALANCE	0.00	0.00		0.00		0.00		0.00	0.00	0.00



FUND DEPT 3105-022 : CAPITAL ASSET REPLCMT FND - COUNTY CLERK

10/11/2023 3:48:28 PM

PERIOD ENDING 9/30/2023

	ACTUAL LAST YEAR			ACTUAL THIS YEAR				ENCUMBRANCE	BUDGET	UNENCUMBERED BALANCE
	CURRENT MONTH	YEAR TO DATE	%	CURRENT MONTH	%	YEAR TO DATE	%			
EXPENDITURES										
<i>TOTAL EXPENDITURES</i>	<i>0.00</i>	<i>0.00</i>	<i>0</i>	<i>0.00</i>	<i>0</i>	<i>0.00</i>	<i>0</i>	<i>0.00</i>	<i>0.00</i>	<i>0.00</i>
OTHER FINANCING SOURCES (USES)										
<i>TOTAL OTHER FINANCING SOURCES (USES)</i>	<i>0.00</i>	<i>0.00</i>		<i>0.00</i>		<i>0.00</i>		<i>0.00</i>	<i>0.00</i>	<i>0.00</i>
NET CHANGE IN FUND BALANCE	0.00	0.00		0.00		0.00		0.00	0.00	0.00



FUND DEPT 3105-025 : CAPITAL ASSET REPLCMT FND - SUPERVISOR OF ASSESSMENT

10/11/2023 3:48:28 PM

PERIOD ENDING 9/30/2023

	ACTUAL LAST YEAR			ACTUAL THIS YEAR				ENCUMBRANCE	BUDGET	UNENCUMBERED BALANCE
	CURRENT MONTH	YEAR TO DATE	%	CURRENT MONTH	%	YEAR TO DATE	%			
EXPENDITURES										
5010 COMMODITIES	0.00	2,340.00	45	0.00	0	5,971.00	76	0.00	7,869.00	1,898.00
5020 SERVICES	0.00	5,325.18	90	0.00	0	5,852.21	98	0.00	6,000.00	147.79
TOTAL EXPENDITURES	0.00	7,665.18	69	0.00	0	11,823.21	85	0.00	13,869.00	2,045.79
OTHER FINANCING SOURCES (USES)										
6001 OTHER FINANCING SOURCES	0.00	0.00	0	0.00	0	0.00	0	0.00	8,975.00	8,975.00
TOTAL OTHER FINANCING SOURCES (USES)	0.00	0.00		0.00		0.00		0.00	8,975.00	8,975.00
NET CHANGE IN FUND BALANCE	0.00	-7,665.18		0.00		-11,823.21		0.00	-4,894.00	6,929.21




FUND DEPT 3105-026 : CAPITAL ASSET REPLCMT FND - COUNTY TREASURER

10/11/2023 3:48:28 PM

PERIOD ENDING 9/30/2023

	ACTUAL LAST YEAR			ACTUAL THIS YEAR				ENCUMBRANCE	BUDGET	UNENCUMBERED BALANCE
	CURRENT MONTH	YEAR TO DATE	%	CURRENT MONTH	%	YEAR TO DATE	%			
EXPENDITURES										
5010 COMMODITIES	0.00	0.00	0	0.00	0	8,908.00	75	0.00	11,900.00	2,992.00
TOTAL EXPENDITURES	0.00	0.00	0	0.00	0	8,908.00	75	0.00	11,900.00	2,992.00
OTHER FINANCING SOURCES (USES)										
TOTAL OTHER FINANCING SOURCES (USES)	0.00	0.00		0.00		0.00		0.00	0.00	0.00
NET CHANGE IN FUND BALANCE	0.00	0.00		0.00		-8,908.00		0.00	-11,900.00	-2,992.00




FUND DEPT 3105-028 : CAPITAL ASSET REPLCMT FND - INFORMATION TECHNOLOGY (IT)

10/11/2023 3:48:28 PM

PERIOD ENDING 9/30/2023

	ACTUAL LAST YEAR			ACTUAL THIS YEAR				ENCUMBRANCE	BUDGET	UNENCUMBERED BALANCE
	CURRENT MONTH	YEAR TO DATE	%	CURRENT MONTH	%	YEAR TO DATE	%			
REVENUES										
4009 MISCELLANEOUS REVENUES	0.00	0.00	0	0.00	0	35,205.31	0	0.00	0.00	-35,205.31
TOTAL REVENUES	0.00	0.00	0	0.00	0	35,205.31	0	0.00	0.00	-35,205.31
EXPENDITURES										
5010 COMMODITIES	0.00	19,333.99	69	0.00	0	173,747.91	97	0.00	179,262.00	5,514.09
5020 SERVICES	40,514.97	515,046.05	50	36,669.12	4	556,860.38	65	0.00	851,469.00	294,608.62
8000 CAPITAL OUTLAY	20,420.00	81,680.00	13	0.00	0	0.00	0	0.00	719,948.00	719,948.00
TOTAL EXPENDITURES	60,934.97	616,060.04	37	36,669.12	2	730,608.29	42	0.00	1,750,679.00	1,020,070.71
OTHER FINANCING SOURCES (USES)										
6001 OTHER FINANCING SOURCES	0.00	0.00	0	0.00	0	0.00	0	0.00	726,067.00	726,067.00
TOTAL OTHER FINANCING SOURCES (USES)	0.00	0.00		0.00		0.00		0.00	726,067.00	726,067.00
NET CHANGE IN FUND BALANCE	-60,934.97	-616,060.04		-36,669.12		-695,402.98		0.00	-1,024,612.00	-329,209.02



FUND DEPT 3105-036 : CAPITAL ASSET REPLCMT FND - PUBLIC DEFENDER

10/11/2023 3:48:28 PM

PERIOD ENDING 9/30/2023

	ACTUAL LAST YEAR			ACTUAL THIS YEAR				ENCUMBRANCE	BUDGET	UNENCUMBERED BALANCE
	CURRENT MONTH	YEAR TO DATE	%	CURRENT MONTH	%	YEAR TO DATE	%			
EXPENDITURES										
5010 COMMODITIES	0.00	101.78	1	0.00	0	6,255.00	84	0.00	7,450.00	1,195.00
TOTAL EXPENDITURES	0.00	101.78	1	0.00	0	6,255.00	84	0.00	7,450.00	1,195.00
OTHER FINANCING SOURCES (USES)										
TOTAL OTHER FINANCING SOURCES (USES)	0.00	0.00		0.00		0.00		0.00	0.00	0.00
NET CHANGE IN FUND BALANCE	0.00	-101.78		0.00		-6,255.00		0.00	-7,450.00	-1,195.00



FUND DEPT 3105-040 : CAPITAL ASSET REPLCMT FND - SHERIFF

10/11/2023 3:48:28 PM

PERIOD ENDING 9/30/2023

	ACTUAL LAST YEAR			ACTUAL THIS YEAR				ENCUMBRANCE	BUDGET	UNENCUMBERED BALANCE
	CURRENT MONTH	YEAR TO DATE	%	CURRENT MONTH	%	YEAR TO DATE	%			
EXPENDITURES										
5010 COMMODITIES	3,810.00	168,594.58	85	0.00	0	5,948.04	21	0.00	28,965.00	23,016.96
5020 SERVICES	8,520.00	34,080.00	74	0.00	0	25,560.00	75	0.00	34,080.00	8,520.00
TOTAL EXPENDITURES	12,330.00	202,674.58	83	0.00	0	31,508.04	50	0.00	63,045.00	31,536.96
OTHER FINANCING SOURCES (USES)										
6001 OTHER FINANCING SOURCES	0.00	0.00	0	0.00	0	0.00	0	0.00	48,367.00	48,367.00
TOTAL OTHER FINANCING SOURCES (USES)	0.00	0.00		0.00		0.00		0.00	48,367.00	48,367.00
NET CHANGE IN FUND BALANCE	-12,330.00	-202,674.58		0.00		-31,508.04		0.00	-14,678.00	16,830.04



FUND DEPT 3105-041 : CAPITAL ASSET REPLCMT FND - STATES ATTORNEY

10/11/2023 3:48:28 PM

PERIOD ENDING 9/30/2023

	ACTUAL LAST YEAR			ACTUAL THIS YEAR				ENCUMBRANCE	BUDGET	UNENCUMBERED BALANCE
	CURRENT MONTH	YEAR TO DATE	%	CURRENT MONTH	%	YEAR TO DATE	%			
EXPENDITURES										
5010 COMMODITIES	0.00	25,286.00	76	0.00	0	0.00	0	0.00	4,850.00	4,850.00
TOTAL EXPENDITURES	0.00	25,286.00	29	0.00	0	0.00	0	0.00	4,850.00	4,850.00
OTHER FINANCING SOURCES (USES)										
6001 OTHER FINANCING SOURCES	0.00	0.00	0	0.00	0	0.00	0	0.00	81,422.00	81,422.00
TOTAL OTHER FINANCING SOURCES (USES)	0.00	0.00		0.00		0.00		0.00	81,422.00	81,422.00
NET CHANGE IN FUND BALANCE	0.00	-25,286.00		0.00		0.00		0.00	76,572.00	76,572.00




FUND DEPT 3105-042 : CAPITAL ASSET REPLCMT FND - CORONER

10/11/2023 3:48:28 PM

PERIOD ENDING 9/30/2023

	ACTUAL LAST YEAR			ACTUAL THIS YEAR				ENCUMBRANCE	BUDGET	UNENCUMBERED BALANCE
	CURRENT MONTH	YEAR TO DATE	%	CURRENT MONTH	%	YEAR TO DATE	%			
EXPENDITURES										
5010 COMMODITIES	0.00	22,029.80	80	0.00	0	0.00	0	0.00	14,206.00	14,206.00
TOTAL EXPENDITURES	0.00	22,029.80	61	0.00	0	0.00	0	0.00	14,206.00	14,206.00
OTHER FINANCING SOURCES (USES)										
TOTAL OTHER FINANCING SOURCES (USES)	0.00	0.00		0.00		0.00		0.00	0.00	0.00
NET CHANGE IN FUND BALANCE	0.00	-22,029.80		0.00		0.00		0.00	-14,206.00	-14,206.00



FUND DEPT 3105-043 : CAPITAL ASSET REPLCMT FND - EMERGENCY MGMT AGCY (EMA)

10/11/2023 3:48:28 PM

PERIOD ENDING 9/30/2023

	ACTUAL LAST YEAR			ACTUAL THIS YEAR				ENCUMBRANCE	BUDGET	UNENCUMBERED BALANCE
	CURRENT MONTH	YEAR TO DATE	%	CURRENT MONTH	%	YEAR TO DATE	%			
EXPENDITURES										
5010 COMMODITIES	0.00	0.00	0	0.00	0	1,180.00	28	0.00	4,225.00	3,045.00
8000 CAPITAL OUTLAY	0.00	0.00	0	0.00	0	0.00	0	0.00	116,200.00	116,200.00
TOTAL EXPENDITURES	0.00	0.00	0	0.00	0	1,180.00	1	0.00	120,425.00	119,245.00
OTHER FINANCING SOURCES (USES)										
6001 OTHER FINANCING SOURCES	0.00	0.00	0	0.00	0	0.00	0	0.00	15,692.00	15,692.00
TOTAL OTHER FINANCING SOURCES (USES)	0.00	0.00		0.00		0.00		0.00	15,692.00	15,692.00
NET CHANGE IN FUND BALANCE	0.00	0.00		0.00		-1,180.00		0.00	-104,733.00	-103,553.00



FUND DEPT 3105-051 : CAPITAL ASSET REPLCMT FND - JUVENILE DETENTION CENTER

10/11/2023 3:48:28 PM

PERIOD ENDING 9/30/2023

	ACTUAL LAST YEAR			ACTUAL THIS YEAR				ENCUMBRANCE	BUDGET	UNENCUMBERED BALANCE
	CURRENT MONTH	YEAR TO DATE	%	CURRENT MONTH	%	YEAR TO DATE	%			
EXPENDITURES										
5010 COMMODITIES	0.00	1,073.00	18	0.00	0	6,369.00	50	0.00	12,656.00	6,287.00
5020 SERVICES	0.00	6,309.25	100	0.00	0	3,995.00	57	0.00	7,000.00	3,005.00
8000 CAPITAL OUTLAY	0.00	0.00	0	9,083.00	14	15,135.61	24	0.00	63,750.00	48,614.39
TOTAL EXPENDITURES	0.00	7,382.25	11	9,083.00	11	25,499.61	31	0.00	83,406.00	57,906.39
OTHER FINANCING SOURCES (USES)										
6001 OTHER FINANCING SOURCES	0.00	0.00	0	0.00	0	0.00	0	0.00	14,767.00	14,767.00
TOTAL OTHER FINANCING SOURCES (USES)	0.00	0.00		0.00		0.00		0.00	14,767.00	14,767.00
NET CHANGE IN FUND BALANCE	0.00	-7,382.25		-9,083.00		-25,499.61		0.00	-68,639.00	-43,139.39



FUND DEPT 3105-052 : CAPITAL ASSET REPLCMT FND - COURT SERVICES -PROBATION

10/11/2023 3:48:28 PM

PERIOD ENDING 9/30/2023

	ACTUAL LAST YEAR			ACTUAL THIS YEAR				ENCUMBRANCE	BUDGET	UNENCUMBERED BALANCE
	CURRENT MONTH	YEAR TO DATE	%	CURRENT MONTH	%	YEAR TO DATE	%			
EXPENDITURES										
5010 COMMODITIES	0.00	6,595.44	51	0.00	0	43,720.00	53	0.00	82,825.00	39,105.00
8000 CAPITAL OUTLAY	0.00	0.00	0	0.00	0	0.00	0	0.00	7,601.00	7,601.00
TOTAL EXPENDITURES	0.00	6,595.44	24	0.00	0	43,720.00	48	0.00	90,426.00	46,706.00
OTHER FINANCING SOURCES (USES)										
6001 OTHER FINANCING SOURCES	0.00	0.00	0	0.00	0	0.00	0	0.00	39,523.00	39,523.00
TOTAL OTHER FINANCING SOURCES (USES)	0.00	0.00		0.00		0.00		0.00	39,523.00	39,523.00
NET CHANGE IN FUND BALANCE	0.00	-6,595.44		0.00		-43,720.00		0.00	-50,903.00	-7,183.00




FUND DEPT 3105-059 : CAPITAL ASSET REPLCMT FND - FACILITIES PLANNING

10/11/2023 3:48:28 PM

PERIOD ENDING 9/30/2023

	ACTUAL LAST YEAR			ACTUAL THIS YEAR				ENCUMBRANCE	BUDGET	UNENCUMBERED BALANCE
	CURRENT MONTH	YEAR TO DATE	%	CURRENT MONTH	%	YEAR TO DATE	%			
REVENUES										
4008 INVESTMENT EARNINGS	0.00	0.00	0	155,146.31	0	811,229.51	0	0.00	0.00	-811,229.51
4009 MISCELLANEOUS REVENUES	0.00	0.00	0	0.00	0	130,995.62	0	0.00	0.00	-130,995.62
TOTAL REVENUES	0.00	0.00	0	155,146.31	0	942,225.13	0	0.00	0.00	-942,225.13
EXPENDITURES										
5010 COMMODITIES	0.00	19,225.00	0	0.00	0	0.00	0	0.00	0.00	0.00
5020 SERVICES	88,777.84	251,555.18	40	2,650.00	1	44,687.01	13	0.00	350,000.00	305,312.99
8000 CAPITAL OUTLAY	38,847.75	1,882,561.39	41	2,679,692.18	6	15,225,641.64	32	53,629.17	46,916,315.00	31,637,044.19
TOTAL EXPENDITURES	127,625.59	2,153,341.57	42	2,682,342.18	6	15,270,328.65	32	53,629.17	47,266,315.00	31,942,357.18
OTHER FINANCING SOURCES (USES)										
6001 OTHER FINANCING SOURCES	0.00	0.00	0	0.00	0	0.00	0	0.00	9,460,000.00	9,460,000.00
TOTAL OTHER FINANCING SOURCES (USES)	0.00	0.00		0.00		0.00		0.00	9,460,000.00	9,460,000.00
NET CHANGE IN FUND BALANCE	-127,625.59	-2,153,341.57		-2,527,195.87		-14,328,103.52		-53,629.17	-37,806,315.00	-23,424,582.31



FUND DEPT 3105-071 : CAPITAL ASSET REPLCMT FND - PUBLIC PROP (PHYS, PLNT, FAC)

10/11/2023 3:48:28 PM

PERIOD ENDING 9/30/2023

	ACTUAL LAST YEAR			ACTUAL THIS YEAR				ENCUMBRANCE	BUDGET	UNENCUMBERED BALANCE
	CURRENT MONTH	YEAR TO DATE	%	CURRENT MONTH	%	YEAR TO DATE	%			
EXPENDITURES										
5010 COMMODITIES	0.00	0.00	0	0.00	0	4,638.00	6	0.00	73,150.00	68,512.00
8000 CAPITAL OUTLAY	0.00	38,107.00	50	0.00	0	0.00	0	69,393.00	102,150.00	32,757.00
TOTAL EXPENDITURES	0.00	38,107.00	44	0.00	0	4,638.00	3	69,393.00	175,300.00	101,269.00
OTHER FINANCING SOURCES (USES)										
6001 OTHER FINANCING SOURCES	0.00	0.00	0	0.00	0	0.00	0	0.00	135,247.00	135,247.00
TOTAL OTHER FINANCING SOURCES (USES)	0.00	0.00		0.00		0.00		0.00	135,247.00	135,247.00
NET CHANGE IN FUND BALANCE	0.00	-38,107.00		0.00		-4,638.00		-69,393.00	-40,053.00	33,978.00



FUND DEPT 3105-077 : CAPITAL ASSET REPLCMT FND - ZONING AND ENFORCE (P&Z)

10/11/2023 3:48:28 PM

PERIOD ENDING 9/30/2023

	ACTUAL LAST YEAR			ACTUAL THIS YEAR				ENCUMBRANCE	BUDGET	UNENCUMBERED BALANCE
	CURRENT MONTH	YEAR TO DATE	%	CURRENT MONTH	%	YEAR TO DATE	%			
EXPENDITURES										
5010 COMMODITIES	0.00	2,400.00	62	0.00	0	1,938.00	50	0.00	3,900.00	1,962.00
5020 SERVICES	0.00	0.00	0	0.00	0	0.00	0	0.00	30,080.00	30,080.00
TOTAL EXPENDITURES	0.00	2,400.00	8	0.00	0	1,938.00	6	0.00	33,980.00	32,042.00
OTHER FINANCING SOURCES (USES)										
6001 OTHER FINANCING SOURCES	0.00	0.00	0	0.00	0	0.00	0	0.00	6,455.00	6,455.00
TOTAL OTHER FINANCING SOURCES (USES)	0.00	0.00		0.00		0.00		0.00	6,455.00	6,455.00
NET CHANGE IN FUND BALANCE	0.00	-2,400.00		0.00		-1,938.00		0.00	-27,525.00	-25,587.00




FUND DEPT 3105-140 : CAPITAL ASSET REPLCMT FND - CORRECTIONAL CENTER

10/11/2023 3:48:28 PM

PERIOD ENDING 9/30/2023

	ACTUAL LAST YEAR			ACTUAL THIS YEAR				ENCUMBRANCE	BUDGET	UNENCUMBERED BALANCE
	CURRENT MONTH	YEAR TO DATE	%	CURRENT MONTH	%	YEAR TO DATE	%			
EXPENDITURES										
5010 COMMODITIES	26,070.00	69,429.92	63	0.00	0	969.00	3	0.00	32,422.00	31,453.00
5020 SERVICES	26,328.50	165,921.70	96	0.00	0	87,850.18	59	0.00	150,114.00	62,263.82
8000 CAPITAL OUTLAY	0.00	0.00	0	0.00	0	0.00	0	0.00	214,335.00	214,335.00
TOTAL EXPENDITURES	52,398.50	235,351.62	66	0.00	0	88,819.18	22	0.00	396,871.00	308,051.82
OTHER FINANCING SOURCES (USES)										
6001 OTHER FINANCING SOURCES	0.00	0.00	0	0.00	0	0.00	0	0.00	250,579.00	250,579.00
TOTAL OTHER FINANCING SOURCES (USES)	0.00	0.00		0.00		0.00		0.00	250,579.00	250,579.00
NET CHANGE IN FUND BALANCE	-52,398.50	-235,351.62		0.00		-88,819.18		0.00	-146,292.00	-57,472.82



FUND DEPT 3303-010 : COURT COMPLEX CONSTR FUND - COUNTY BOARD

10/11/2023 3:48:28 PM

PERIOD ENDING 9/30/2023

	ACTUAL LAST YEAR			ACTUAL THIS YEAR				ENCUMBRANCE	BUDGET	UNENCUMBERED BALANCE
	CURRENT MONTH	YEAR TO DATE	%	CURRENT MONTH	%	YEAR TO DATE	%			
REVENUES										
4008 INVESTMENT EARNINGS	44.88	243.45	974	21.27	43	678.65	135 7	0.00	50.00	-628.65
TOTAL REVENUES	44.88	243.45	974	21.27	43	678.65	135 7	0.00	50.00	-628.65
EXPENDITURES										
5020 SERVICES	0.00	0.00	0	0.00	0	0.00	0	0.00	17,133.00	17,133.00
TOTAL EXPENDITURES	0.00	0.00	0	0.00	0	0.00	0	0.00	17,133.00	17,133.00
OTHER FINANCING SOURCES (USES)										
TOTAL OTHER FINANCING SOURCES (USES)	0.00	0.00		0.00		0.00		0.00	0.00	0.00
NET CHANGE IN FUND BALANCE	44.88	243.45		21.27		678.65		0.00	-17,083.00	-17,761.65



FUND DEPT 4074-010 : 2003 NURS HM BOND DBT SRV - COUNTY BOARD

10/11/2023 3:48:28 PM

PERIOD ENDING 9/30/2023

	ACTUAL LAST YEAR			ACTUAL THIS YEAR				ENCUMBRANCE	BUDGET	UNENCUMBERED BALANCE
	CURRENT MONTH	YEAR TO DATE	%	CURRENT MONTH	%	YEAR TO DATE	%			
REVENUES										
TOTAL REVENUES	0.00	0.00	0	0.00	0	0.00	0	0.00	0.00	0.00
EXPENDITURES										
TOTAL EXPENDITURES	0.00	0.00	0	0.00	0	0.00	0	0.00	0.00	0.00
OTHER FINANCING SOURCES (USES)										
TOTAL OTHER FINANCING SOURCES (USES)	0.00	0.00		0.00		0.00		0.00	0.00	0.00
NET CHANGE IN FUND BALANCE	0.00	0.00		0.00		0.00		0.00	0.00	0.00



FUND DEPT 4350-010 : HWY FACIL BOND DEBT SERVICE - COUNTY BOARD

10/11/2023 3:48:28 PM

PERIOD ENDING 9/30/2023

	ACTUAL LAST YEAR			ACTUAL THIS YEAR				ENCUMBRANCE	BUDGET	UNENCUMBERED BALANCE
	CURRENT MONTH	YEAR TO DATE	%	CURRENT MONTH	%	YEAR TO DATE	%			
REVENUES										
TOTAL REVENUES	0.00	0.00	0	0.00	0	0.00	0	0.00	0.00	0.00
OTHER FINANCING SOURCES (USES)										
TOTAL OTHER FINANCING SOURCES (USES)	0.00	0.00		0.00		0.00		0.00	0.00	0.00
NET CHANGE IN FUND BALANCE	0.00	0.00		0.00		0.00		0.00	0.00	0.00



FUND DEPT 5081-075 : NURSING HOME - GENERAL COUNTY

10/11/2023 3:48:28 PM

PERIOD ENDING 9/30/2023

	ACTUAL LAST YEAR			ACTUAL THIS YEAR				ENCUMBRANCE	BUDGET	UNENCUMBERED BALANCE
	CURRENT MONTH	YEAR TO DATE	%	CURRENT MONTH	%	YEAR TO DATE	%			
OTHER FINANCING SOURCES (USES)										
TOTAL OTHER FINANCING SOURCES (USES)	<i>0.00</i>	<i>0.00</i>		<i>0.00</i>		<i>0.00</i>		<i>0.00</i>	<i>0.00</i>	<i>0.00</i>
NET CHANGE IN FUND BALANCE	0.00	0.00		0.00		0.00		0.00	0.00	0.00



FUND DEPT 5081-120 : NURSING HOME - EMPLOYEE GROUP INSURANCE

10/11/2023 3:48:28 PM

PERIOD ENDING 9/30/2023

	ACTUAL LAST YEAR			ACTUAL THIS YEAR				ENCUMBRANCE	BUDGET	UNENCUMBERED BALANCE
	CURRENT MONTH	YEAR TO DATE	%	CURRENT MONTH	%	YEAR TO DATE	%			
OTHER FINANCING SOURCES (USES)										
TOTAL OTHER FINANCING SOURCES (USES)	<i>0.00</i>	<i>0.00</i>		<i>0.00</i>		<i>0.00</i>		<i>0.00</i>	<i>0.00</i>	<i>0.00</i>
NET CHANGE IN FUND BALANCE	0.00	0.00		0.00		0.00		0.00	0.00	0.00



FUND DEPT 5081-405 : NURSING HOME - NURSING HOME TRANSITION

10/11/2023 3:48:28 PM

PERIOD ENDING 9/30/2023

	ACTUAL LAST YEAR			ACTUAL THIS YEAR				ENCUMBRANCE	BUDGET	UNENCUMBERED BALANCE
	CURRENT MONTH	YEAR TO DATE	%	CURRENT MONTH	%	YEAR TO DATE	%			
REVENUES										
4009 MISCELLANEOUS REVENUES	0.00	111,265.38	101	0.00	0	0.00	0	0.00	0.00	0.00
TOTAL REVENUES	0.00	111,265.38	101	0.00	0	0.00	0	0.00	0.00	0.00
EXPENDITURES										
TOTAL EXPENDITURES	0.00	0.00	0	0.00	0	0.00	0	0.00	0.00	0.00
OTHER FINANCING SOURCES (USES)										
TOTAL OTHER FINANCING SOURCES (USES)	0.00	0.00		0.00		0.00		0.00	0.00	0.00
NET CHANGE IN FUND BALANCE	0.00	111,265.38		0.00		0.00		0.00	0.00	0.00



FUND DEPT 5081-410 : NURSING HOME - ADMINISTRATIVE

10/11/2023 3:48:28 PM

PERIOD ENDING 9/30/2023

	ACTUAL LAST YEAR			ACTUAL THIS YEAR				ENCUMBRANCE	BUDGET	UNENCUMBERED BALANCE
	CURRENT MONTH	YEAR TO DATE	%	CURRENT MONTH	%	YEAR TO DATE	%			
REVENUES										
4008 INVESTMENT EARNINGS	171.60	644.36	0	0.43	0	3,107.00	777	0.00	400.00	-2,707.00
4009 MISCELLANEOUS REVENUES	0.00	0.00	0	0.00	0	-116,416.22	0	0.00	0.00	116,416.22
TOTAL REVENUES	171.60	644.36	0	0.43	0	-113,309.22	283	0.00	400.00	113,709.22
							27			
EXPENDITURES										
5020 SERVICES	0.00	12,007.80	48	4,722.80	3	111,429.09	68	0.00	165,000.00	53,570.91
TOTAL EXPENDITURES	0.00	12,007.80	48	4,722.80	3	111,429.09	68	0.00	165,000.00	53,570.91
OTHER FINANCING SOURCES (USES)										
TOTAL OTHER FINANCING SOURCES (USES)	0.00	0.00		0.00		0.00		0.00	0.00	0.00
NET CHANGE IN FUND BALANCE	171.60	-11,363.44		-4,722.37		-224,738.31		0.00	-164,600.00	60,138.31



FUND DEPT 5081-415 : NURSING HOME - ENVIRONMENTAL SERVICES

10/11/2023 3:48:28 PM

PERIOD ENDING 9/30/2023

	ACTUAL LAST YEAR			ACTUAL THIS YEAR				ENCUMBRANCE	BUDGET	UNENCUMBERED BALANCE
	CURRENT MONTH	YEAR TO DATE	%	CURRENT MONTH	%	YEAR TO DATE	%			
EXPENDITURES										
TOTAL EXPENDITURES	0.00	0.00	0	0.00	0	0.00	0	0.00	0.00	0.00
NET CHANGE IN FUND BALANCE	0.00	0.00		0.00		0.00		0.00	0.00	0.00



FUND DEPT 5081-420 : NURSING HOME - LAUNDRY

10/11/2023 3:48:28 PM

PERIOD ENDING 9/30/2023

	ACTUAL LAST YEAR			ACTUAL THIS YEAR				ENCUMBRANCE	BUDGET	UNENCUMBERED BALANCE
	CURRENT MONTH	YEAR TO DATE	%	CURRENT MONTH	%	YEAR TO DATE	%			
EXPENDITURES										
TOTAL EXPENDITURES	0.00	0.00	0	0.00	0	0.00	0	0.00	0.00	0.00
NET CHANGE IN FUND BALANCE	0.00	0.00		0.00		0.00		0.00	0.00	0.00



FUND DEPT 5081-425 : NURSING HOME - MAINTENANCE

10/11/2023 3:48:28 PM

PERIOD ENDING 9/30/2023

	ACTUAL LAST YEAR			ACTUAL THIS YEAR				ENCUMBRANCE	BUDGET	UNENCUMBERED BALANCE
	CURRENT MONTH	YEAR TO DATE	%	CURRENT MONTH	%	YEAR TO DATE	%			
EXPENDITURES										
TOTAL EXPENDITURES	0.00	0.00	0	0.00	0	0.00	0	0.00	0.00	0.00
NET CHANGE IN FUND BALANCE	0.00	0.00		0.00		0.00		0.00	0.00	0.00



FUND DEPT 5081-430 : NURSING HOME - NURSING SERVICES

10/11/2023 3:48:28 PM

PERIOD ENDING 9/30/2023

	ACTUAL LAST YEAR			ACTUAL THIS YEAR				ENCUMBRANCE	BUDGET	UNENCUMBERED BALANCE
	CURRENT MONTH	YEAR TO DATE	%	CURRENT MONTH	%	YEAR TO DATE	%			
EXPENDITURES										
TOTAL EXPENDITURES	0.00	0.00	0	0.00	0	0.00	0	0.00	0.00	0.00
NET CHANGE IN FUND BALANCE	0.00	0.00		0.00		0.00		0.00	0.00	0.00



FUND DEPT 5081-440 : NURSING HOME - ACTIVITIES

10/11/2023 3:48:28 PM

PERIOD ENDING 9/30/2023

	ACTUAL LAST YEAR			ACTUAL THIS YEAR				ENCUMBRANCE	BUDGET	UNENCUMBERED BALANCE
	CURRENT MONTH	YEAR TO DATE	%	CURRENT MONTH	%	YEAR TO DATE	%			
EXPENDITURES										
TOTAL EXPENDITURES	0.00	0.00	0	0.00	0	0.00	0	0.00	0.00	0.00
NET CHANGE IN FUND BALANCE	0.00	0.00		0.00		0.00		0.00	0.00	0.00



FUND DEPT 5081-441 : NURSING HOME - SOCIAL SERVICES

10/11/2023 3:48:28 PM

PERIOD ENDING 9/30/2023

	ACTUAL LAST YEAR			ACTUAL THIS YEAR				ENCUMBRANCE	BUDGET	UNENCUMBERED BALANCE
	CURRENT MONTH	YEAR TO DATE	%	CURRENT MONTH	%	YEAR TO DATE	%			
EXPENDITURES										
TOTAL EXPENDITURES	0.00	0.00	0	0.00	0	0.00	0	0.00	0.00	0.00
NET CHANGE IN FUND BALANCE	0.00	0.00		0.00		0.00		0.00	0.00	0.00




FUND DEPT 5081-445 : NURSING HOME - PHYSICAL THERAPY

10/11/2023 3:48:28 PM

PERIOD ENDING 9/30/2023

	ACTUAL LAST YEAR			ACTUAL THIS YEAR				ENCUMBRANCE	BUDGET	UNENCUMBERED BALANCE
	CURRENT MONTH	YEAR TO DATE	%	CURRENT MONTH	%	YEAR TO DATE	%			
EXPENDITURES										
TOTAL EXPENDITURES	0.00	0.00	0	0.00	0	0.00	0	0.00	0.00	0.00
NET CHANGE IN FUND BALANCE	0.00	0.00		0.00		0.00		0.00	0.00	0.00




FUND DEPT 5081-446 : NURSING HOME - OCCUPATIONAL THERAPY

10/11/2023 3:48:28 PM

PERIOD ENDING 9/30/2023

	ACTUAL LAST YEAR			ACTUAL THIS YEAR				ENCUMBRANCE	BUDGET	UNENCUMBERED BALANCE
	CURRENT MONTH	YEAR TO DATE	%	CURRENT MONTH	%	YEAR TO DATE	%			
EXPENDITURES										
TOTAL EXPENDITURES	0.00	0.00	0	0.00	0	0.00	0	0.00	0.00	0.00
NET CHANGE IN FUND BALANCE	0.00	0.00		0.00		0.00		0.00	0.00	0.00



FUND DEPT 5081-447 : NURSING HOME - RESPIRATORY THERAPY

10/11/2023 3:48:28 PM

PERIOD ENDING 9/30/2023

	ACTUAL LAST YEAR			ACTUAL THIS YEAR				ENCUMBRANCE	BUDGET	UNENCUMBERED BALANCE
	CURRENT MONTH	YEAR TO DATE	%	CURRENT MONTH	%	YEAR TO DATE	%			
EXPENDITURES										
TOTAL EXPENDITURES	0.00	0.00	0	0.00	0	0.00	0	0.00	0.00	0.00
NET CHANGE IN FUND BALANCE	0.00	0.00		0.00		0.00		0.00	0.00	0.00



FUND DEPT 5081-448 : NURSING HOME - SPEECH THERAPY

10/11/2023 3:48:28 PM

PERIOD ENDING 9/30/2023

	ACTUAL LAST YEAR			ACTUAL THIS YEAR				ENCUMBRANCE	BUDGET	UNENCUMBERED BALANCE
	CURRENT MONTH	YEAR TO DATE	%	CURRENT MONTH	%	YEAR TO DATE	%			
EXPENDITURES										
TOTAL EXPENDITURES	0.00	0.00	0	0.00	0	0.00	0	0.00	0.00	0.00
NET CHANGE IN FUND BALANCE	0.00	0.00		0.00		0.00		0.00	0.00	0.00



FUND DEPT 5081-450 : NURSING HOME - DIETARY

10/11/2023 3:48:28 PM

PERIOD ENDING 9/30/2023

	ACTUAL LAST YEAR			ACTUAL THIS YEAR				ENCUMBRANCE	BUDGET	UNENCUMBERED BALANCE
	CURRENT MONTH	YEAR TO DATE	%	CURRENT MONTH	%	YEAR TO DATE	%			
EXPENDITURES										
TOTAL EXPENDITURES	0.00	0.00	0	0.00	0	0.00	0	0.00	0.00	0.00
NET CHANGE IN FUND BALANCE	0.00	0.00		0.00		0.00		0.00	0.00	0.00



FUND DEPT 5081-455 : NURSING HOME - BEAUTY SHOP

10/11/2023 3:48:28 PM

PERIOD ENDING 9/30/2023

	ACTUAL LAST YEAR			ACTUAL THIS YEAR				ENCUMBRANCE	BUDGET	UNENCUMBERED BALANCE
	CURRENT MONTH	YEAR TO DATE	%	CURRENT MONTH	%	YEAR TO DATE	%			
EXPENDITURES										
TOTAL EXPENDITURES	0.00	0.00	0	0.00	0	0.00	0	0.00	0.00	0.00
NET CHANGE IN FUND BALANCE	0.00	0.00		0.00		0.00		0.00	0.00	0.00



FUND DEPT 5081-460 : NURSING HOME - ADULT DAY CARE

10/11/2023 3:48:28 PM

PERIOD ENDING 9/30/2023

	ACTUAL LAST YEAR			ACTUAL THIS YEAR				ENCUMBRANCE	BUDGET	UNENCUMBERED BALANCE
	CURRENT MONTH	YEAR TO DATE	%	CURRENT MONTH	%	YEAR TO DATE	%			
EXPENDITURES										
TOTAL EXPENDITURES	0.00	0.00	0	0.00	0	0.00	0	0.00	0.00	0.00
NET CHANGE IN FUND BALANCE	0.00	0.00		0.00		0.00		0.00	0.00	0.00



FUND DEPT 5081-462 : NURSING HOME - ALZHEIMERS UNIT

10/11/2023 3:48:28 PM

PERIOD ENDING 9/30/2023

	ACTUAL LAST YEAR			ACTUAL THIS YEAR				ENCUMBRANCE	BUDGET	UNENCUMBERED BALANCE
	CURRENT MONTH	YEAR TO DATE	%	CURRENT MONTH	%	YEAR TO DATE	%			
EXPENDITURES										
TOTAL EXPENDITURES	0.00	0.00	0	0.00	0	0.00	0	0.00	0.00	0.00
NET CHANGE IN FUND BALANCE	0.00	0.00		0.00		0.00		0.00	0.00	0.00



FUND DEPT 6476-118 : SELF-FUNDED INSURANCE - PROPERTY/LIABILITY INSUR

10/11/2023 3:48:28 PM

PERIOD ENDING 9/30/2023

	ACTUAL LAST YEAR			ACTUAL THIS YEAR				ENCUMBRANCE	BUDGET	UNENCUMBERED BALANCE
	CURRENT MONTH	YEAR TO DATE	%	CURRENT MONTH	%	YEAR TO DATE	%			
REVENUES										
4007 CHARGES FOR SERVICES	0.00	0.00	0	0.00	0	0.00	0	0.00	1,541,801.00	1,541,801.00
4009 MISCELLANEOUS REVENUES	0.00	20.00	0	0.00	0	678.50	0	0.00	0.00	-678.50
TOTAL REVENUES	0.00	20.00	0	0.00	0	678.50	0	0.00	1,541,801.00	1,541,122.50
EXPENDITURES										
5020 SERVICES	139,376.83	1,288,103.89	62	92,675.13	5	1,236,772.14	62	0.00	1,989,643.00	752,870.86
TOTAL EXPENDITURES	139,376.83	1,288,103.89	62	92,675.13	5	1,236,772.14	62	0.00	1,989,643.00	752,870.86
OTHER FINANCING SOURCES (USES)										
6001 OTHER FINANCING SOURCES	0.00	182,936.00	73	0.00	0	0.00	0	0.00	250,000.00	250,000.00
7001 OTHER FINANCING USES	0.00	0.00	0	0.00	0	0.00	0	0.00	-5,739.00	-5,739.00
TOTAL OTHER FINANCING SOURCES (USES)	0.00	182,936.00		0.00		0.00		0.00	244,261.00	244,261.00
NET CHANGE IN FUND BALANCE	-139,376.83	-1,105,147.89		-92,675.13		-1,236,093.64		0.00	-203,581.00	1,032,512.64



FUND DEPT 6476-119 : SELF-FUNDED INSURANCE - WORKERS COMP INSURANCE

10/11/2023 3:48:28 PM

PERIOD ENDING 9/30/2023

	ACTUAL LAST YEAR			ACTUAL THIS YEAR				ENCUMBRANCE	BUDGET	UNENCUMBERED BALANCE
	CURRENT MONTH	YEAR TO DATE	%	CURRENT MONTH	%	YEAR TO DATE	%			
REVENUES										
4007 CHARGES FOR SERVICES	233,636.24	835,947.56	88	96,633.09	10	828,394.95	84	0.00	982,390.00	153,995.05
4008 INVESTMENT EARNINGS	5,476.30	17,609.85	110 1	5,436.51	109	60,528.27	121 1	0.00	5,000.00	-55,528.27
4009 MISCELLANEOUS REVENUES	0.00	295.82	0	0.00	0	0.00	0	0.00	0.00	0.00
TOTAL REVENUES	239,112.54	853,853.23	89	102,069.60	10	888,923.22	90	0.00	987,390.00	98,466.78
EXPENDITURES										
5003 FRINGE BENEFITS	119,978.17	560,251.22	60	304,094.60	31	843,812.12	87	0.00	968,025.00	124,212.88
5010 COMMODITIES	0.00	0.00	0	106.18	68	106.18	68	0.00	156.18	50.00
5020 SERVICES	0.00	0.00	0	0.00	0	7,250.00	92	0.00	7,893.82	643.82
TOTAL EXPENDITURES	119,978.17	560,251.22	60	304,200.78	31	851,168.30	87	0.00	976,075.00	124,906.70
OTHER FINANCING SOURCES (USES)										
7001 OTHER FINANCING USES	0.00	0.00	0	0.00	0	0.00	0	0.00	-11,478.00	-11,478.00
TOTAL OTHER FINANCING SOURCES (USES)	0.00	0.00		0.00		0.00		0.00	-11,478.00	-11,478.00
NET CHANGE IN FUND BALANCE	119,134.37	293,602.01		-202,131.18		37,754.92		0.00	-163.00	-37,917.92




FUND DEPT 6620-120 : HEALTH-LIFE INSURANCE - EMPLOYEE GROUP INSURANCE

10/11/2023 3:48:28 PM

PERIOD ENDING 9/30/2023

	ACTUAL LAST YEAR			ACTUAL THIS YEAR				ENCUMBRANCE	BUDGET	UNENCUMBERED BALANCE
	CURRENT MONTH	YEAR TO DATE	%	CURRENT MONTH	%	YEAR TO DATE	%			
REVENUES										
4007 CHARGES FOR SERVICES	-23,742.00	3,633,420.13	0	0.00	0	22,793.16	0	0.00	7,558,400.00	7,535,606.84
4008 INVESTMENT EARNINGS	982.58	2,568.34	0	126.18	63	4,694.05	234 7	0.00	200.00	-4,494.05
4009 MISCELLANEOUS REVENUES	-1,412.40	-857.40	0	0.00	0	0.00	0	0.00	0.00	0.00
TOTAL REVENUES	-24,171.82	3,635,131.07	49	126.18	0	27,487.21	0	0.00	7,558,600.00	7,531,112.79
EXPENDITURES										
5003 FRINGE BENEFITS	995,323.00	4,813,598.01	65	0.00	0	0.00	0	0.00	7,499,800.00	7,499,800.00
5010 COMMODITIES	0.00	0.00	0	0.00	0	540.50	100	0.00	540.50	0.00
5020 SERVICES	0.00	0.00	0	0.00	0	49,885.27	86	0.00	58,259.50	8,374.23
TOTAL EXPENDITURES	995,323.00	4,813,598.01	65	0.00	0	50,425.77	1	0.00	7,558,600.00	7,508,174.23
OTHER FINANCING SOURCES (USES)										
TOTAL OTHER FINANCING SOURCES (USES)	0.00	0.00		0.00		0.00		0.00	0.00	0.00
NET CHANGE IN FUND BALANCE	-1,019,494.82	-1,178,466.94		126.18		-22,938.56		0.00	0.00	22,938.56



FUND DEPT 7086-060 : TOWNSHIP MOTOR FUEL TAX - HIGHWAY

10/11/2023 3:48:28 PM

PERIOD ENDING 9/30/2023

	ACTUAL LAST YEAR			ACTUAL THIS YEAR				ENCUMBRANCE	BUDGET	UNENCUMBERED BALANCE
	CURRENT MONTH	YEAR TO DATE	%	CURRENT MONTH	%	YEAR TO DATE	%			
REVENUES										
4004 INTERGOVERNMENTAL REVENUE	0.00	1,781,514.50	0	291,435.58	0	2,256,248.69	0	0.00	0.00	-2,256,248.69
4008 INVESTMENT EARNINGS	5,163.10	19,949.42	0	3,268.23	0	-197,993.39	0	0.00	0.00	197,993.39
TOTAL REVENUES	5,163.10	1,801,463.92	0	294,703.81	0	2,058,255.30	0	0.00	0.00	-2,058,255.30
EXPENDITURES										
5020 SERVICES	267,184.82	2,177,233.26	15	103,274.87	2	3,574,660.62	71	0.00	5,000,000.00	1,425,339.38
TOTAL EXPENDITURES	267,184.82	2,177,233.26	15	103,274.87	2	3,574,660.62	71	0.00	5,000,000.00	1,425,339.38
NET CHANGE IN FUND BALANCE	-262,021.72	-375,769.34		191,428.94		-1,516,405.32		0.00	-5,000,000.00	-3,483,594.68



FUND DEPT 7087-060 : TOWNSHIP BRIDGE - HIGHWAY

10/11/2023 3:48:28 PM

PERIOD ENDING 9/30/2023

	ACTUAL LAST YEAR			ACTUAL THIS YEAR				ENCUMBRANCE	BUDGET	UNENCUMBERED BALANCE
	CURRENT MONTH	YEAR TO DATE	%	CURRENT MONTH	%	YEAR TO DATE	%			
REVENUES										
4004 INTERGOVERNMENTAL REVENUE	0.00	767,364.50	0	0.00	0	0.00	0	0.00	0.00	0.00
4008 INVESTMENT EARNINGS	1,636.76	4,394.71	0	1.90	0	-4.53	0	0.00	0.00	4.53
TOTAL REVENUES	1,636.76	771,759.21	0	1.90	0	-4.53	0	0.00	0.00	4.53
EXPENDITURES										
8000 CAPITAL OUTLAY	0.00	13,549.75	0	0.00	0	0.00	0	0.00	0.00	0.00
TOTAL EXPENDITURES	0.00	13,549.75	0	0.00	0	0.00	0	0.00	0.00	0.00
NET CHANGE IN FUND BALANCE	1,636.76	758,209.46		1.90		-4.53		0.00	0.00	4.53



FUND DEPT 7097-026 : ESTATE - COUNTY TREASURER

10/11/2023 3:48:28 PM

PERIOD ENDING 9/30/2023

	ACTUAL LAST YEAR			ACTUAL THIS YEAR				ENCUMBRANCE	BUDGET	UNENCUMBERED BALANCE
	CURRENT MONTH	YEAR TO DATE	%	CURRENT MONTH	%	YEAR TO DATE	%			
REVENUES										
4008 INVESTMENT EARNINGS	87.15	273.31	0	0.00	0	0.00	0	0.00	0.00	0.00
TOTAL REVENUES	87.15	273.31	0	0.00	0	0.00	0	0.00	0.00	0.00
NET CHANGE IN FUND BALANCE	87.15	273.31		0.00		0.00		0.00	0.00	0.00



FUND DEPT 7667-026 : PROPERTY CONDEMNATIONS - COUNTY TREASURER

10/11/2023 3:48:28 PM

PERIOD ENDING 9/30/2023

	ACTUAL LAST YEAR			ACTUAL THIS YEAR				ENCUMBRANCE	BUDGET	UNENCUMBERED BALANCE
	CURRENT MONTH	YEAR TO DATE	%	CURRENT MONTH	%	YEAR TO DATE	%			
REVENUES										
4008 INVESTMENT EARNINGS	374.58	1,237.95	0	0.00	0	0.00	0	0.00	0.00	0.00
TOTAL REVENUES	374.58	1,237.95	0	0.00	0	0.00	0	0.00	0.00	0.00
OTHER FINANCING SOURCES (USES)										
TOTAL OTHER FINANCING SOURCES (USES)	0.00	0.00		0.00		0.00		0.00	0.00	0.00
NET CHANGE IN FUND BALANCE	374.58	1,237.95		0.00		0.00		0.00	0.00	0.00



FUND DEPT 7687-040 : SHERIFF FORECLOSURES - SHERIFF

10/11/2023 3:48:28 PM

PERIOD ENDING 9/30/2023

	ACTUAL LAST YEAR			ACTUAL THIS YEAR				ENCUMBRANCE	BUDGET	UNENCUMBERED BALANCE
	CURRENT MONTH	YEAR TO DATE	%	CURRENT MONTH	%	YEAR TO DATE	%			
REVENUES										
4008 INVESTMENT EARNINGS	1,498.25	4,358.14	0	0.00	0	0.00	0	0.00	0.00	0.00
TOTAL REVENUES	1,498.25	4,358.14	0	0.00	0	0.00	0	0.00	0.00	0.00
OTHER FINANCING SOURCES (USES)										
6001 OTHER FINANCING SOURCES	53,000.00	1,403,686.99	0	125,109.00	0	125,109.00	0	0.00	0.00	-125,109.00
TOTAL OTHER FINANCING SOURCES (USES)	53,000.00	1,403,686.99		125,109.00		125,109.00		0.00	0.00	-125,109.00
NET CHANGE IN FUND BALANCE	54,498.25	1,408,045.13		125,109.00		125,109.00		0.00	0.00	-125,109.00



FUND DEPT 7699-020 : GARNISHMENTS - AUDITOR

10/11/2023 3:48:28 PM

PERIOD ENDING 9/30/2023

	ACTUAL LAST YEAR			ACTUAL THIS YEAR				ENCUMBRANCE	BUDGET	UNENCUMBERED BALANCE
	CURRENT MONTH	YEAR TO DATE	%	CURRENT MONTH	%	YEAR TO DATE	%			
REVENUES										
4008 INVESTMENT EARNINGS	0.98	5.35	0	0.00	0	0.00	0	0.00	0.00	0.00
TOTAL REVENUES	0.98	5.35	0	0.00	0	0.00	0	0.00	0.00	0.00
OTHER FINANCING SOURCES (USES)										
6001 OTHER FINANCING SOURCES	0.00	51,644.12	0	0.00	0	0.00	0	0.00	0.00	0.00
TOTAL OTHER FINANCING SOURCES (USES)	0.00	51,644.12		0.00		0.00		0.00	0.00	0.00
NET CHANGE IN FUND BALANCE	0.98	51,649.47		0.00		0.00		0.00	0.00	0.00



PERIOD ENDING 9/30/2023

	ACTUAL LAST YEAR			ACTUAL THIS YEAR				ENCUMBRANCE	BUDGET	UNENCUMBERED BALANCE
	CURRENT MONTH	YEAR TO DATE	%	CURRENT MONTH	%	YEAR TO DATE	%			
REVENUES										
4004 INTERGOVERNMENTAL REVENUE	198,913.25	409,260.62	75	95,285.08	17	361,224.47	66	0.00	546,436.00	185,211.53
4007 CHARGES FOR SERVICES	13,854.47	46,873.85	85	1,656.18	3	49,793.19	82	0.00	60,500.00	10,706.81
4008 INVESTMENT EARNINGS	958.86	2,519.70	504	655.42	131	7,663.30	153 3	0.00	500.00	-7,163.30
4009 MISCELLANEOUS REVENUES	3,855.28	7,388.28	59	0.00	0	5,319.81	41	0.00	13,000.00	7,680.19
TOTAL REVENUES	217,581.86	466,042.45	76	97,596.68	16	424,000.77	68	0.00	620,436.00	196,435.23
EXPENDITURES										
5001 SALARIES AND WAGES	32,670.22	274,796.98	70	30,483.21	7	290,397.59	70	0.00	412,332.00	121,934.41
5003 FRINGE BENEFITS	6,200.53	64,992.04	49	7,655.24	6	69,008.15	55	0.00	124,425.00	55,416.85
5010 COMMODITIES	0.00	849.96	17	0.00	0	2,401.37	38	0.00	6,400.00	3,998.63
5020 SERVICES	208.00	15,851.56	22	2,738.19	7	11,895.44	32	0.00	37,035.00	25,139.56
TOTAL EXPENDITURES	39,078.75	356,490.54	59	40,876.64	7	373,702.55	64	0.00	580,192.00	206,489.45
OTHER FINANCING SOURCES (USES)										
7001 OTHER FINANCING USES	0.00	0.00	0	-58,500.00	95	-58,500.00	95	0.00	-61,500.00	-3,000.00
TOTAL OTHER FINANCING SOURCES (USES)	0.00	0.00		-58,500.00		-58,500.00		0.00	-61,500.00	-3,000.00
NET CHANGE IN FUND BALANCE	178,503.11	109,551.91		-1,779.96		-8,201.78		0.00	-21,256.00	-13,054.22



FUND DEPT 8850-112 : GEOG INF SYS JOINT VENTUR - CAPITAL/TECHNOLOGY PURCH

10/11/2023 3:48:28 PM

PERIOD ENDING 9/30/2023

	ACTUAL LAST YEAR			ACTUAL THIS YEAR				ENCUMBRANCE	BUDGET	UNENCUMBERED BALANCE
	CURRENT MONTH	YEAR TO DATE	%	CURRENT MONTH	%	YEAR TO DATE	%			
REVENUES										
TOTAL REVENUES	0.00	0.00	0	0.00	0	0.00	0	0.00	0.00	0.00
EXPENDITURES										
5010 COMMODITIES	0.00	3,848.66	20	0.00	0	4,366.01	99	0.00	4,400.00	33.99
5020 SERVICES	0.00	53,859.60	84	17,608.39	29	57,470.70	94	0.00	61,190.00	3,719.30
8000 CAPITAL OUTLAY	0.00	0.00	0	0.00	0	0.00	0	0.00	6,100.00	6,100.00
TOTAL EXPENDITURES	0.00	57,708.26	69	17,608.39	25	61,836.71	86	0.00	71,690.00	9,853.29
OTHER FINANCING SOURCES (USES)										
6001 OTHER FINANCING SOURCES	0.00	0.00	0	58,500.00	100	58,500.00	100	0.00	58,500.00	0.00
TOTAL OTHER FINANCING SOURCES (USES)	0.00	0.00		58,500.00		58,500.00		0.00	58,500.00	0.00
NET CHANGE IN FUND BALANCE	0.00	-57,708.26		40,891.61		-3,336.71		0.00	-13,190.00	-9,853.29



FUND DEPT 8850-672 : GEOG INF SYS JOINT VENTUR - AERIAL PHOTOGRAPHY PROJ

10/11/2023 3:48:28 PM

PERIOD ENDING 9/30/2023

	ACTUAL LAST YEAR			ACTUAL THIS YEAR				ENCUMBRANCE	BUDGET	UNENCUMBERED BALANCE
	CURRENT MONTH	YEAR TO DATE	%	CURRENT MONTH	%	YEAR TO DATE	%			
REVENUES										
4004 INTERGOVERNMENTAL REVENUE	10,318.75	33,496.25	106	74,096.00	69	95,959.75	90	0.00	106,750.00	10,790.25
TOTAL REVENUES	10,318.75	33,496.25	106	74,096.00	69	95,959.75	90	0.00	106,750.00	10,790.25
EXPENDITURES										
5020 SERVICES	0.00	0.00	0	0.00	0	93,000.00	50	0.00	185,000.00	92,000.00
TOTAL EXPENDITURES	0.00	0.00	0	0.00	0	93,000.00	50	0.00	185,000.00	92,000.00
NET CHANGE IN FUND BALANCE	10,318.75	33,496.25		74,096.00		2,959.75		0.00	-78,250.00	-81,209.75