




FUND DEPT 1080-010 : GENERAL CORPORATE - COUNTY BOARD

9/12/2023 10:01:22 AM

PERIOD ENDING 8/31/2023

	ACTUAL LAST YEAR			ACTUAL THIS YEAR				ENCUMBRANCE	BUDGET	UNENCUMBERED BALANCE
	CURRENT MONTH	YEAR TO DATE	%	CURRENT MONTH	%	YEAR TO DATE	%			
REVENUES										
4007 CHARGES FOR SERVICES	0.00	50.00	17	-1,395.95	-465	193.34	64	0.00	300.00	106.66
4009 MISCELLANEOUS REVENUES	0.00	800.00	80	0.00	0	0.00	0	0.00	2,000.00	2,000.00
4010 RENTS AND ROYALTIES	66,998.68	209,460.24	53	72,547.23	17	164,193.92	39	0.00	425,000.00	260,806.08
TOTAL REVENUES	66,998.68	210,310.24	49	71,151.28	17	164,387.26	38	0.00	427,300.00	262,912.74
EXPENDITURES										
5001 SALARIES AND WAGES	4,343.08	35,581.18	30	2,843.08	3	35,594.18	40	0.00	89,000.00	53,405.82
5010 COMMODITIES	0.00	31.82	5	0.00	0	109.70	2	0.00	5,250.00	5,140.30
5020 SERVICES	5,733.37	66,784.53	66	4,986.33	5	64,987.59	62	0.00	104,035.00	39,047.41
TOTAL EXPENDITURES	10,076.45	102,397.53	46	7,829.41	4	100,691.47	51	0.00	198,285.00	97,593.53
NET CHANGE IN FUND BALANCE	56,922.23	107,912.71		63,321.87		63,695.79		0.00	229,015.00	165,319.21



FUND DEPT 1080-012 : GENERAL CORPORATE - TORNADO SIRENS

9/12/2023 10:01:22 AM

PERIOD ENDING 8/31/2023

	ACTUAL LAST YEAR			ACTUAL THIS YEAR				ENCUMBRANCE	BUDGET	UNENCUMBERED BALANCE
	CURRENT MONTH	YEAR TO DATE	%	CURRENT MONTH	%	YEAR TO DATE	%			
REVENUES										
4004 INTERGOVERNMENTAL REVENUE	0.00	3,990.00	100	0.00	0	0.00	0	0.00	0.00	0.00
TOTAL REVENUES	0.00	3,990.00	100	0.00	0	0.00	0	0.00	0.00	0.00
EXPENDITURES										
5020 SERVICES	0.00	3,990.00	100	0.00	0	0.00	0	0.00	0.00	0.00
TOTAL EXPENDITURES	0.00	3,990.00	100	0.00	0	0.00	0	0.00	0.00	0.00
NET CHANGE IN FUND BALANCE	0.00	0.00		0.00		0.00		0.00	0.00	0.00



FUND DEPT 1080-013 : GENERAL CORPORATE - DEBT SERVICE

9/12/2023 10:01:22 AM

PERIOD ENDING 8/31/2023

	ACTUAL LAST YEAR			ACTUAL THIS YEAR				ENCUMBRANCE	BUDGET	UNENCUMBERED BALANCE
	CURRENT MONTH	YEAR TO DATE	%	CURRENT MONTH	%	YEAR TO DATE	%			
REVENUES										
4004 INTERGOVERNMENTAL REVENUE	0.00	0.00	0	146,751.00	9	880,506.00	56	0.00	1,578,901.00	698,395.00
TOTAL REVENUES	0.00	0.00	0	146,751.00	9	880,506.00	56	0.00	1,578,901.00	698,395.00
EXPENDITURES										
5050 INTEREST AND FISCAL CHARGES	0.00	0.00	0	0.00	0	469,780.42	30	0.00	1,572,901.00	1,103,120.58
TOTAL EXPENDITURES	0.00	0.00	0	0.00	0	469,780.42	30	0.00	1,572,901.00	1,103,120.58
OTHER FINANCING SOURCES (USES)										
TOTAL OTHER FINANCING SOURCES (USES)	0.00	0.00		0.00		0.00		0.00	0.00	0.00
NET CHANGE IN FUND BALANCE	0.00	0.00		146,751.00		410,725.58		0.00	6,000.00	-404,725.58



FUND DEPT 1080-016 : GENERAL CORPORATE - ADMINISTRATIVE SERVICES

9/12/2023 10:01:22 AM

PERIOD ENDING 8/31/2023

	ACTUAL LAST YEAR			ACTUAL THIS YEAR				ENCUMBRANCE	BUDGET	UNENCUMBERED BALANCE
	CURRENT MONTH	YEAR TO DATE	%	CURRENT MONTH	%	YEAR TO DATE	%			
REVENUES										
4004 INTERGOVERNMENTAL REVENUE	0.00	0.00	0	260.76	4	284.33	4	0.00	7,000.00	6,715.67
4009 MISCELLANEOUS REVENUES	0.00	1,447.25	48	10.00	0	1,557.81	52	0.00	3,000.00	1,442.19
TOTAL REVENUES	0.00	1,447.25	14	270.76	3	1,842.14	18	0.00	10,000.00	8,157.86
EXPENDITURES										
5001 SALARIES AND WAGES	54,368.81	464,471.51	66	50,486.47	7	453,945.30	62	0.00	736,447.00	282,501.70
5010 COMMODITIES	674.06	159,825.79	50	397.91	0	123,617.81	37	0.00	332,230.00	208,612.19
5020 SERVICES	2,760.64	11,693.06	40	3,810.05	13	14,946.92	51	0.00	29,280.00	14,333.08
TOTAL EXPENDITURES	57,803.51	635,990.36	60	54,694.43	5	592,510.03	54	0.00	1,097,957.00	505,446.97
OTHER FINANCING SOURCES (USES)										
6001 OTHER FINANCING SOURCES	0.00	0.00	0	0.00	0	0.00	0	0.00	17,217.00	17,217.00
TOTAL OTHER FINANCING SOURCES (USES)	0.00	0.00		0.00		0.00		0.00	17,217.00	17,217.00
NET CHANGE IN FUND BALANCE	-57,803.51	-634,543.11		-54,423.67		-590,667.89		0.00	-1,070,740.00	-480,072.11



FUND DEPT 1080-017 : GENERAL CORPORATE - COOPERATIVE EXTENSION SRV

9/12/2023 10:01:22 AM

PERIOD ENDING 8/31/2023

	ACTUAL LAST YEAR			ACTUAL THIS YEAR				ENCUMBRANCE	BUDGET	UNENCUMBERED BALANCE
	CURRENT MONTH	YEAR TO DATE	%	CURRENT MONTH	%	YEAR TO DATE	%			
REVENUES										
4001 PROPERTY TAX	10,191.96	228,652.22	52	53,854.93	12	252,856.90	57	0.00	442,000.00	189,143.10
TOTAL REVENUES	10,191.96	228,652.22	52	53,854.93	12	252,856.90	57	0.00	442,000.00	189,143.10
EXPENDITURES										
5020 SERVICES	10,191.96	228,652.22	52	53,854.93	12	253,591.03	57	0.00	448,735.00	195,143.97
TOTAL EXPENDITURES	10,191.96	228,652.22	52	53,854.93	12	253,591.03	57	0.00	448,735.00	195,143.97
NET CHANGE IN FUND BALANCE	0.00	0.00		0.00		-734.13		0.00	-6,735.00	-6,000.87



FUND DEPT 1080-020 : GENERAL CORPORATE - AUDITOR

9/12/2023 10:01:22 AM

PERIOD ENDING 8/31/2023

	ACTUAL LAST YEAR			ACTUAL THIS YEAR				ENCUMBRANCE	BUDGET	UNENCUMBERED BALANCE
	CURRENT MONTH	YEAR TO DATE	%	CURRENT MONTH	%	YEAR TO DATE	%			
REVENUES										
4004 INTERGOVERNMENTAL REVENUE	0.00	6,500.00	100	0.00	0	0.00	0	0.00	6,500.00	6,500.00
4007 CHARGES FOR SERVICES	0.00	0.00	0	0.00	0	0.00	0	0.00	120,000.00	120,000.00
4008 INVESTMENT EARNINGS	0.00	0.00	0	0.00	0	135.00	0	0.00	0.00	-135.00
4009 MISCELLANEOUS REVENUES	0.00	1,134.60	9	0.00	0	0.00	0	0.00	0.00	0.00
TOTAL REVENUES	0.00	7,634.60	6	0.00	0	135.00	0	0.00	126,500.00	126,365.00
EXPENDITURES										
5001 SALARIES AND WAGES	29,282.28	236,050.33	61	34,020.40	8	257,390.95	61	0.00	425,064.00	167,673.05
5010 COMMODITIES	0.00	149.92	4	182.20	5	463.17	13	0.00	3,581.00	3,117.83
5020 SERVICES	600.00	7,614.85	66	613.44	4	9,083.50	54	0.00	16,736.00	7,652.50
TOTAL EXPENDITURES	29,882.28	243,815.10	61	34,816.04	8	266,937.62	60	0.00	445,381.00	178,443.38
OTHER FINANCING SOURCES (USES)										
TOTAL OTHER FINANCING SOURCES (USES)	0.00	0.00		0.00		0.00		0.00	0.00	0.00
NET CHANGE IN FUND BALANCE	-29,882.28	-236,180.50		-34,816.04		-266,802.62		0.00	-318,881.00	-52,078.38



FUND DEPT 1080-021 : GENERAL CORPORATE - BOARD OF REVIEW

9/12/2023 10:01:22 AM

PERIOD ENDING 8/31/2023

	ACTUAL LAST YEAR			ACTUAL THIS YEAR				ENCUMBRANCE	BUDGET	UNENCUMBERED BALANCE
	CURRENT MONTH	YEAR TO DATE	%	CURRENT MONTH	%	YEAR TO DATE	%			
REVENUES										
TOTAL REVENUES	0.00	0.00	0	0.00	0	0.00	0	0.00	0.00	0.00
EXPENDITURES										
5001 SALARIES AND WAGES	10,435.80	88,628.25	65	13,566.42	10	93,353.75	66	0.00	142,448.00	49,094.25
5010 COMMODITIES	56.00	101.00	9	0.00	0	374.97	28	0.00	1,333.50	958.53
5020 SERVICES	0.00	1,370.76	28	933.49	5	15,236.08	84	0.00	18,115.00	2,878.92
TOTAL EXPENDITURES	10,491.80	90,100.01	64	14,499.91	9	108,964.80	67	0.00	161,896.50	52,931.70
NET CHANGE IN FUND BALANCE	-10,491.80	-90,100.01		-14,499.91		-108,964.80		0.00	-161,896.50	-52,931.70



FUND DEPT 1080-022 : GENERAL CORPORATE - COUNTY CLERK

9/12/2023 10:01:22 AM

PERIOD ENDING 8/31/2023

	ACTUAL LAST YEAR			ACTUAL THIS YEAR				ENCUMBRANCE	BUDGET	UNENCUMBERED BALANCE
	CURRENT MONTH	YEAR TO DATE	%	CURRENT MONTH	%	YEAR TO DATE	%			
REVENUES										
4004 INTERGOVERNMENTAL REVENUE	0.00	0.00	0	0.00	0	0.00	0	0.00	51,815.00	51,815.00
4006 LICENSES AND PERMITS	7,010.00	70,095.00	86	6,700.00	6	74,865.00	68	0.00	110,400.00	35,535.00
4007 CHARGES FOR SERVICES	23,923.50	182,361.10	54	24,574.50	7	169,018.40	50	0.00	340,000.00	170,981.60
4008 INVESTMENT EARNINGS	20.55	103.17	52	6.59	3	102.63	51	0.00	200.00	97.37
4009 MISCELLANEOUS REVENUES	0.00	0.00	0	550.00	275 0	4,945.00	247 25	0.00	20.00	-4,925.00
TOTAL REVENUES	30,954.05	252,559.27	53	31,831.09	6	248,931.03	50	0.00	502,435.00	253,503.97
EXPENDITURES										
5001 SALARIES AND WAGES	60,218.89	543,986.55	61	60,073.07	6	573,523.79	60	0.00	951,536.00	378,012.21
5010 COMMODITIES	21,367.63	80,679.74	69	9,538.19	9	85,320.82	77	0.00	110,597.00	25,276.18
5020 SERVICES	15,823.94	223,416.19	65	6,147.31	1	154,746.51	36	0.00	424,753.00	270,006.49
8000 CAPITAL OUTLAY	209,950.00	209,950.00	92	0.00	0	0.00	0	0.00	42,535.00	42,535.00
TOTAL EXPENDITURES	307,360.46	1,058,032.48	67	75,758.57	5	813,591.12	53	0.00	1,529,421.00	715,829.88
OTHER FINANCING SOURCES (USES)										
TOTAL OTHER FINANCING SOURCES (USES)	0.00	0.00		0.00		0.00		0.00	0.00	0.00
NET CHANGE IN FUND BALANCE	-276,406.41	-805,473.21		-43,927.48		-564,660.09		0.00	-1,026,986.00	-462,325.91



FUND DEPT 1080-023 : GENERAL CORPORATE - RECORDER

9/12/2023 10:01:22 AM

PERIOD ENDING 8/31/2023

	ACTUAL LAST YEAR			ACTUAL THIS YEAR				ENCUMBRANCE	BUDGET	UNENCUMBERED BALANCE
	CURRENT MONTH	YEAR TO DATE	%	CURRENT MONTH	%	YEAR TO DATE	%			
REVENUES										
4004 INTERGOVERNMENTAL REVENUE	3,276.71	3,276.71	0	0.00	0	0.00	0	0.00	0.00	0.00
4006 LICENSES AND PERMITS	171,795.00	1,876,059.75	78	67,613.25	14	367,351.50	73	0.00	500,000.00	132,648.50
4007 CHARGES FOR SERVICES	83,270.00	653,702.50	60	69,956.00	9	416,334.50	52	0.00	800,000.00	383,665.50
4009 MISCELLANEOUS REVENUES	7,506.00	34,199.85	427	521.24	2	7,407.44	30	0.00	25,000.00	17,592.56
TOTAL REVENUES	265,847.71	2,567,238.81	73	138,090.49	10	791,093.44	60	0.00	1,325,000.00	533,906.56
EXPENDITURES										
5001 SALARIES AND WAGES	18,255.02	104,971.39	67	14,410.60	8	118,887.58	63	0.00	187,353.00	68,465.42
5010 COMMODITIES	21.15	97.80	49	14.30	3	213.83	43	0.00	500.00	286.17
5020 SERVICES	152,725.60	1,262,930.95	67	0.00	0	118.80	7	0.00	1,780.00	1,661.20
TOTAL EXPENDITURES	171,001.77	1,368,000.14	67	14,424.90	8	119,220.21	63	0.00	189,633.00	70,412.79
NET CHANGE IN FUND BALANCE	94,845.94	1,199,238.67		123,665.59		671,873.23		0.00	1,135,367.00	463,493.77



FUND DEPT 1080-025 : GENERAL CORPORATE - SUPERVISOR OF ASSESSMENT

9/12/2023 10:01:22 AM

PERIOD ENDING 8/31/2023

	ACTUAL LAST YEAR			ACTUAL THIS YEAR				ENCUMBRANCE	BUDGET	UNENCUMBERED BALANCE
	CURRENT MONTH	YEAR TO DATE	%	CURRENT MONTH	%	YEAR TO DATE	%			
REVENUES										
4004 INTERGOVERNMENTAL REVENUE	0.00	17,708.35	39	3,718.74	8	22,312.44	47	0.00	46,988.00	24,675.56
4009 MISCELLANEOUS REVENUES	0.00	400.00	133	0.00	0	500.00	83	0.00	600.00	100.00
TOTAL REVENUES	0.00	18,108.35	40	3,718.74	8	22,812.44	48	0.00	47,588.00	24,775.56
EXPENDITURES										
5001 SALARIES AND WAGES	25,452.20	207,413.91	62	26,757.57	7	217,225.99	61	0.00	356,811.00	139,585.01
5010 COMMODITIES	216.11	3,025.66	52	167.89	3	2,389.76	42	0.00	5,632.00	3,242.24
5020 SERVICES	18,524.90	22,452.46	41	20,147.87	30	24,440.09	36	0.00	67,420.00	42,979.91
TOTAL EXPENDITURES	44,193.21	232,892.03	59	47,073.33	11	244,055.84	57	0.00	429,863.00	185,807.16
NET CHANGE IN FUND BALANCE	-44,193.21	-214,783.68		-43,354.59		-221,243.40		0.00	-382,275.00	-161,031.60



FUND DEPT 1080-026 : GENERAL CORPORATE - COUNTY TREASURER

9/12/2023 10:01:22 AM

PERIOD ENDING 8/31/2023

	ACTUAL LAST YEAR			ACTUAL THIS YEAR				ENCUMBRANCE	BUDGET	UNENCUMBERED BALANCE
	CURRENT MONTH	YEAR TO DATE	%	CURRENT MONTH	%	YEAR TO DATE	%			
REVENUES										
4001 PROPERTY TAX	10.00	2,038.21	0	0.00	0	2,020.00	0	0.00	500,000.00	497,980.00
4004 INTERGOVERNMENTAL REVENUE	0.00	6,500.00	46	0.00	0	0.00	0	0.00	14,000.00	14,000.00
4007 CHARGES FOR SERVICES	0.00	50.00	0	1,375.95	688	1,375.95	688	0.00	200.00	-1,175.95
4008 INVESTMENT EARNINGS	12.99	100.97	1	0.00	0	10,708.38	153	0.00	7,000.00	-3,708.38
TOTAL REVENUES	22.99	8,689.18	1	1,375.95	0	14,104.33	3	0.00	521,200.00	507,095.67
EXPENDITURES										
5001 SALARIES AND WAGES	21,811.08	187,502.14	65	23,884.71	8	199,164.47	63	0.00	317,248.00	118,083.53
5010 COMMODITIES	0.00	2,731.57	41	164.27	2	3,228.51	49	0.00	6,573.00	3,344.49
5020 SERVICES	2,620.23	36,602.17	76	1,017.50	2	16,658.72	35	0.00	47,250.00	30,591.28
TOTAL EXPENDITURES	24,431.31	226,835.88	66	25,066.48	7	219,051.70	59	0.00	371,071.00	152,019.30
NET CHANGE IN FUND BALANCE	-24,408.32	-218,146.70		-23,690.53		-204,947.37		0.00	150,129.00	355,076.37



FUND DEPT 1080-028 : GENERAL CORPORATE - INFORMATION TECHNOLOGY (IT)

9/12/2023 10:01:22 AM

PERIOD ENDING 8/31/2023

	ACTUAL LAST YEAR			ACTUAL THIS YEAR				ENCUMBRANCE	BUDGET	UNENCUMBERED BALANCE
	CURRENT MONTH	YEAR TO DATE	%	CURRENT MONTH	%	YEAR TO DATE	%			
REVENUES										
4004 INTERGOVERNMENTAL REVENUE	400.00	3,270.00	68	400.00	8	2,800.00	58	0.00	4,800.00	2,000.00
4007 CHARGES FOR SERVICES	0.00	0.00	0	0.00	0	0.00	0	0.00	45,600.00	45,600.00
4009 MISCELLANEOUS REVENUES	0.00	0.00	0	3,862.00	0	3,862.00	0	0.00	0.00	-3,862.00
TOTAL REVENUES	400.00	3,270.00	6	4,262.00	8	6,662.00	13	0.00	50,400.00	43,738.00
EXPENDITURES										
5001 SALARIES AND WAGES	57,701.31	460,825.46	62	52,082.20	6	513,140.63	57	0.00	904,356.00	391,215.37
5010 COMMODITIES	9,555.66	41,589.03	58	4,671.69	6	46,125.97	61	0.00	75,849.35	29,723.38
5020 SERVICES	27,206.11	167,860.26	45	22,685.25	6	194,868.09	52	0.00	372,918.65	178,050.56
TOTAL EXPENDITURES	94,463.08	670,274.75	57	79,439.14	6	754,134.69	56	0.00	1,353,124.00	598,989.31
OTHER FINANCING SOURCES (USES)										
TOTAL OTHER FINANCING SOURCES (USES)	0.00	0.00		0.00		0.00		0.00	0.00	0.00
NET CHANGE IN FUND BALANCE	-94,063.08	-667,004.75		-75,177.14		-747,472.69		0.00	-1,302,724.00	-555,251.31



FUND DEPT 1080-030 : GENERAL CORPORATE - CIRCUIT CLERK

9/12/2023 10:01:22 AM

PERIOD ENDING 8/31/2023

	ACTUAL LAST YEAR			ACTUAL THIS YEAR				ENCUMBRANCE	BUDGET	UNENCUMBERED BALANCE
	CURRENT MONTH	YEAR TO DATE	%	CURRENT MONTH	%	YEAR TO DATE	%			
REVENUES										
4004 INTERGOVERNMENTAL REVENUE	0.00	6,500.00	100	0.00	0	0.00	0	0.00	6,500.00	6,500.00
4007 CHARGES FOR SERVICES	0.00	223,334.14	17	-16,686.17	-3	510,209.52	85	0.00	600,000.00	89,790.48
4008 INVESTMENT EARNINGS	0.00	3,926.46	0	9,835.91	0	59,828.27	0	0.00	0.00	-59,828.27
TOTAL REVENUES	0.00	233,760.60	18	-6,850.26	-1	570,037.79	94	0.00	606,500.00	36,462.21
EXPENDITURES										
5001 SALARIES AND WAGES	90,426.90	715,503.96	59	89,617.67	6	760,728.82	54	0.00	1,396,314.00	635,585.18
5010 COMMODITIES	1,600.37	16,074.55	90	1,726.13	11	10,882.24	69	0.00	15,700.00	4,817.76
5020 SERVICES	2,133.27	28,364.30	60	2,865.72	8	15,622.23	43	0.00	36,639.00	21,016.77
TOTAL EXPENDITURES	94,160.54	759,942.81	60	94,209.52	7	787,233.29	54	0.00	1,448,653.00	661,419.71
OTHER FINANCING SOURCES (USES)										
TOTAL OTHER FINANCING SOURCES (USES)	0.00	0.00		0.00		0.00		0.00	0.00	0.00
NET CHANGE IN FUND BALANCE	-94,160.54	-526,182.21		-101,059.78		-217,195.50		0.00	-842,153.00	-624,957.50




FUND DEPT 1080-031 : GENERAL CORPORATE - CIRCUIT COURT

9/12/2023 10:01:22 AM

PERIOD ENDING 8/31/2023

	ACTUAL LAST YEAR			ACTUAL THIS YEAR				ENCUMBRANCE	BUDGET	UNENCUMBERED BALANCE
	CURRENT MONTH	YEAR TO DATE	%	CURRENT MONTH	%	YEAR TO DATE	%			
REVENUES										
4004 INTERGOVERNMENTAL REVENUE	0.00	0.00	0	0.00	0	19,016.51	100	0.00	19,016.80	0.29
TOTAL REVENUES	0.00	0.00	0	0.00	0	19,016.51	100	0.00	19,016.80	0.29
EXPENDITURES										
5001 SALARIES AND WAGES	53,833.45	401,911.30	64	52,578.40	8	433,622.05	63	0.00	683,687.00	250,064.95
5010 COMMODITIES	3,339.60	71,472.70	606	1,649.84	5	20,058.64	63	0.00	32,047.19	11,988.55
5020 SERVICES	60,135.79	302,439.18	81	42,184.50	9	377,199.14	80	0.00	472,144.61	94,945.47
TOTAL EXPENDITURES	117,308.84	775,823.18	68	96,412.74	8	830,879.83	70	0.00	1,187,878.80	356,998.97
OTHER FINANCING SOURCES (USES)										
TOTAL OTHER FINANCING SOURCES (USES)	0.00	0.00		0.00		0.00		0.00	0.00	0.00
NET CHANGE IN FUND BALANCE	-117,308.84	-775,823.18		-96,412.74		-811,863.32		0.00	-1,168,862.00	-356,998.68




FUND DEPT 1080-032 : GENERAL CORPORATE - JURY COMMISSION

9/12/2023 10:01:22 AM

PERIOD ENDING 8/31/2023

	ACTUAL LAST YEAR			ACTUAL THIS YEAR				ENCUMBRANCE	BUDGET	UNENCUMBERED BALANCE
	CURRENT MONTH	YEAR TO DATE	%	CURRENT MONTH	%	YEAR TO DATE	%			
REVENUES										
4007 CHARGES FOR SERVICES	0.00	0.00	0	19,043.75	0	19,043.75	0	0.00	0.00	-19,043.75
TOTAL REVENUES	0.00	0.00	0	19,043.75	0	19,043.75	0	0.00	0.00	-19,043.75
EXPENDITURES										
5001 SALARIES AND WAGES	3,358.98	27,888.16	60	3,677.07	8	29,198.06	60	0.00	48,977.00	19,778.94
5010 COMMODITIES	1,107.45	3,098.89	36	547.01	6	4,950.83	55	0.00	8,925.00	3,974.17
5020 SERVICES	5,614.57	51,280.16	43	3,662.50	3	66,570.41	46	0.00	146,111.00	79,540.59
TOTAL EXPENDITURES	10,081.00	82,267.21	47	7,886.58	4	100,719.30	49	0.00	204,013.00	103,293.70
NET CHANGE IN FUND BALANCE	-10,081.00	-82,267.21		11,157.17		-81,675.55		0.00	-204,013.00	-122,337.45



FUND DEPT 1080-036 : GENERAL CORPORATE - PUBLIC DEFENDER

9/12/2023 10:01:22 AM

PERIOD ENDING 8/31/2023

	ACTUAL LAST YEAR			ACTUAL THIS YEAR				ENCUMBRANCE	BUDGET	UNENCUMBERED BALANCE
	CURRENT MONTH	YEAR TO DATE	%	CURRENT MONTH	%	YEAR TO DATE	%			
REVENUES										
4004 INTERGOVERNMENTAL REVENUE	0.00	45,853.95	42	9,436.74	8	62,960.93	53	0.00	119,593.49	56,632.56
4007 CHARGES FOR SERVICES	0.00	9,820.13	18	855.77	2	8,189.20	16	0.00	50,000.00	41,810.80
TOTAL REVENUES	0.00	55,674.08	34	10,292.51	6	71,150.13	42	0.00	169,593.49	98,443.36
EXPENDITURES										
5001 SALARIES AND WAGES	89,561.53	772,044.38	57	113,136.89	8	900,604.03	61	0.00	1,473,769.00	573,164.97
5010 COMMODITIES	705.18	7,712.34	75	288.00	2	12,882.31	71	0.00	18,052.00	5,169.69
5020 SERVICES	757.65	22,179.73	59	3,895.12	7	30,515.72	55	0.00	55,608.00	25,092.28
8000 CAPITAL OUTLAY	0.00	0.00	0	0.00	0	5,307.25	100	0.00	5,307.49	0.24
TOTAL EXPENDITURES	91,024.36	801,936.45	58	117,320.01	8	949,309.31	61	0.00	1,552,736.49	603,427.18
NET CHANGE IN FUND BALANCE	-91,024.36	-746,262.37		-107,027.50		-878,159.18		0.00	-1,383,143.00	-504,983.82




FUND DEPT 1080-040 : GENERAL CORPORATE - SHERIFF

9/12/2023 10:01:22 AM

PERIOD ENDING 8/31/2023

	ACTUAL LAST YEAR			ACTUAL THIS YEAR				ENCUMBRANCE	BUDGET	UNENCUMBERED BALANCE
	CURRENT MONTH	YEAR TO DATE	%	CURRENT MONTH	%	YEAR TO DATE	%			
REVENUES										
4004 INTERGOVERNMENTAL REVENUE	146,815.73	632,921.59	54	100,772.96	8	477,759.05	40	0.00	1,188,583.00	710,823.95
4005 FINES AND FORFEITURES	0.00	12,077.58	40	584.34	2	11,985.76	40	0.00	30,000.00	18,014.24
4007 CHARGES FOR SERVICES	6,372.75	94,175.75	49	8,000.00	6	90,086.75	62	0.00	145,000.00	54,913.25
4009 MISCELLANEOUS REVENUES	0.00	44,742.00	92	25,112.48	67	58,350.47	156	0.00	37,375.00	-20,975.47
TOTAL REVENUES	153,188.48	783,916.92	54	134,469.78	10	638,182.03	46	0.00	1,400,958.00	762,775.97
EXPENDITURES										
5001 SALARIES AND WAGES	21,765.44	178,624.12	63	26,032.93	8	202,745.43	66	0.00	307,221.00	104,475.57
5002 LAW ENFORCEMENT SALARIES	337,680.61	2,910,518.56	65	372,244.06	8	3,151,901.46	65	0.00	4,855,398.00	1,703,496.54
5003 FRINGE BENEFITS	0.00	537.78	93	0.00	0	0.00	0	0.00	0.00	0.00
5010 COMMODITIES	35,892.04	211,764.70	90	34,886.70	11	210,914.74	65	0.00	324,409.00	113,494.26
5020 SERVICES	22,883.99	794,983.42	81	21,223.20	2	804,314.04	80	0.00	1,011,515.00	207,200.96
8000 CAPITAL OUTLAY	11,012.76	301,635.52	89	0.00	0	240,810.00	90	0.00	268,185.00	27,375.00
TOTAL EXPENDITURES	429,234.84	4,398,064.10	69	454,386.89	7	4,610,685.67	68	0.00	6,766,728.00	2,156,042.33
OTHER FINANCING SOURCES (USES)										
6001 OTHER FINANCING SOURCES	0.00	665.75	0	0.00	0	0.00	0	0.00	0.00	0.00
TOTAL OTHER FINANCING SOURCES (USES)	0.00	665.75		0.00		0.00		0.00	0.00	0.00
NET CHANGE IN FUND BALANCE	-276,046.36	-3,613,481.43		-319,917.11		-3,972,503.64		0.00	-5,365,770.00	-1,393,266.36



FUND DEPT 1080-041 : GENERAL CORPORATE - STATES ATTORNEY

9/12/2023 10:01:22 AM

PERIOD ENDING 8/31/2023

	ACTUAL LAST YEAR			ACTUAL THIS YEAR				ENCUMBRANCE	BUDGET	UNENCUMBERED BALANCE
	CURRENT MONTH	YEAR TO DATE	%	CURRENT MONTH	%	YEAR TO DATE	%			
REVENUES										
4004 INTERGOVERNMENTAL REVENUE	0.00	112,311.57	52	16,243.56	7	129,950.17	59	0.00	219,754.00	89,803.83
4005 FINES AND FORFEITURES	0.00	281,676.48	46	54,560.40	9	250,553.83	41	0.00	610,000.00	359,446.17
4007 CHARGES FOR SERVICES	0.00	28,676.94	34	6,533.97	8	46,994.65	55	0.00	85,000.00	38,005.35
4009 MISCELLANEOUS REVENUES	0.00	0.00	0	0.00	0	220.00	0	0.00	0.00	-220.00
TOTAL REVENUES	0.00	422,664.99	46	77,337.93	8	427,718.65	47	0.00	914,754.00	487,035.35
EXPENDITURES										
5001 SALARIES AND WAGES	190,963.67	1,554,411.77	65	183,700.93	7	1,605,384.48	63	0.00	2,553,942.00	948,557.52
5010 COMMODITIES	1,659.77	25,944.52	61	3,149.90	6	35,165.90	64	0.00	55,000.00	19,834.10
5020 SERVICES	5,052.80	88,526.09	66	2,026.70	1	103,210.53	76	0.00	135,700.00	32,489.47
TOTAL EXPENDITURES	197,676.24	1,668,882.38	65	188,877.53	7	1,743,760.91	64	0.00	2,744,642.00	1,000,881.09
OTHER FINANCING SOURCES (USES)										
TOTAL OTHER FINANCING SOURCES (USES)	0.00	0.00		0.00		0.00		0.00	0.00	0.00
NET CHANGE IN FUND BALANCE	-197,676.24	-1,246,217.39		-111,539.60		-1,316,042.26		0.00	-1,829,888.00	-513,845.74



FUND DEPT 1080-042 : GENERAL CORPORATE - CORONER

9/12/2023 10:01:22 AM

PERIOD ENDING 8/31/2023

	ACTUAL LAST YEAR			ACTUAL THIS YEAR				ENCUMBRANCE	BUDGET	UNENCUMBERED BALANCE
	CURRENT MONTH	YEAR TO DATE	%	CURRENT MONTH	%	YEAR TO DATE	%			
REVENUES										
4004 INTERGOVERNMENTAL REVENUE	0.00	11,630.00	103	0.00	0	8,495.00	50	0.00	17,130.00	8,635.00
4007 CHARGES FOR SERVICES	5,460.00	54,041.80	93	9,600.00	15	70,026.83	108	0.00	65,000.00	-5,026.83
4009 MISCELLANEOUS REVENUES	50.00	4,562.19	0	5,385.74	117	10,372.74	225	0.00	4,600.00	-5,772.74
TOTAL REVENUES	5,510.00	70,233.99	101	14,985.74	17	88,894.57	102	0.00	86,730.00	-2,164.57
EXPENDITURES										
5001 SALARIES AND WAGES	36,343.42	305,670.97	61	38,201.96	7	309,231.31	58	0.00	533,489.00	224,257.69
5003 FRINGE BENEFITS	0.00	249.00	21	0.00	0	0.00	0	0.00	1,200.00	1,200.00
5010 COMMODITIES	1,513.25	10,288.78	40	2,022.29	6	15,783.90	48	0.00	33,200.00	17,416.10
5020 SERVICES	16,585.59	124,817.56	63	18,549.19	9	119,318.63	57	0.00	209,388.00	90,069.37
TOTAL EXPENDITURES	54,442.26	441,026.31	60	58,773.44	8	444,333.84	57	0.00	777,277.00	332,943.16
NET CHANGE IN FUND BALANCE	-48,932.26	-370,792.32		-43,787.70		-355,439.27		0.00	-690,547.00	-335,107.73



FUND DEPT 1080-043 : GENERAL CORPORATE - EMERGENCY MGMT AGCY (EMA)

9/12/2023 10:01:22 AM

PERIOD ENDING 8/31/2023

	ACTUAL LAST YEAR			ACTUAL THIS YEAR				ENCUMBRANCE	BUDGET	UNENCUMBERED BALANCE
	CURRENT MONTH	YEAR TO DATE	%	CURRENT MONTH	%	YEAR TO DATE	%			
REVENUES										
4004 INTERGOVERNMENTAL REVENUE	0.00	47,746.18	79	0.00	0	0.00	0	0.00	65,000.00	65,000.00
4009 MISCELLANEOUS REVENUES	0.00	780.00	0	0.00	0	0.00	0	0.00	0.00	0.00
TOTAL REVENUES	0.00	48,526.18	80	0.00	0	0.00	0	0.00	65,000.00	65,000.00
EXPENDITURES										
5001 SALARIES AND WAGES	10,365.20	85,512.89	63	10,883.98	8	81,147.02	57	0.00	142,188.00	61,040.98
5010 COMMODITIES	376.16	4,243.92	73	258.27	6	1,849.35	46	0.00	3,978.60	2,129.25
5020 SERVICES	2,263.35	10,758.47	39	5,227.07	17	20,228.24	67	0.00	30,123.40	9,895.16
TOTAL EXPENDITURES	13,004.71	100,515.28	60	16,369.32	9	103,224.61	59	0.00	176,290.00	73,065.39
NET CHANGE IN FUND BALANCE	-13,004.71	-51,989.10		-16,369.32		-103,224.61		0.00	-111,290.00	-8,065.39



FUND DEPT 1080-051 : GENERAL CORPORATE - JUVENILE DETENTION CENTER

9/12/2023 10:01:22 AM

PERIOD ENDING 8/31/2023

	ACTUAL LAST YEAR			ACTUAL THIS YEAR				ENCUMBRANCE	BUDGET	UNENCUMBERED BALANCE
	CURRENT MONTH	YEAR TO DATE	%	CURRENT MONTH	%	YEAR TO DATE	%			
REVENUES										
4004 INTERGOVERNMENTAL REVENUE	22,389.16	583,372.14	40	211,956.68	14	734,372.66	47	0.00	1,557,508.00	823,135.34
4009 MISCELLANEOUS REVENUES	196.00	2,860.61	0	0.00	0	30.12	0	0.00	0.00	-30.12
TOTAL REVENUES	22,585.16	586,232.75	40	211,956.68	14	734,402.78	47	0.00	1,557,508.00	823,105.22
EXPENDITURES										
5001 SALARIES AND WAGES	97,064.55	739,434.39	53	111,678.13	7	908,786.74	59	0.00	1,540,185.82	631,399.08
5010 COMMODITIES	3,517.61	19,560.97	58	7,921.07	10	49,845.12	63	0.00	78,611.00	28,765.88
5020 SERVICES	31,585.73	172,988.98	42	32,240.29	10	189,562.55	60	0.00	315,510.00	125,947.45
TOTAL EXPENDITURES	132,167.89	931,984.34	51	151,839.49	8	1,148,194.41	59	0.00	1,934,306.82	786,112.41
OTHER FINANCING SOURCES (USES)										
TOTAL OTHER FINANCING SOURCES (USES)	0.00	0.00		0.00		0.00		0.00	0.00	0.00
NET CHANGE IN FUND BALANCE	-109,582.73	-345,751.59		60,117.19		-413,791.63		0.00	-376,798.82	36,992.81



FUND DEPT 1080-052 : GENERAL CORPORATE - COURT SERVICES -PROBATION

9/12/2023 10:01:22 AM

PERIOD ENDING 8/31/2023

	ACTUAL LAST YEAR			ACTUAL THIS YEAR				ENCUMBRANCE	BUDGET	UNENCUMBERED BALANCE
	CURRENT MONTH	YEAR TO DATE	%	CURRENT MONTH	%	YEAR TO DATE	%			
REVENUES										
4004 INTERGOVERNMENTAL REVENUE	0.00	443,421.45	47	168,243.49	17	593,133.36	60	0.00	988,271.00	395,137.64
TOTAL REVENUES	0.00	443,421.45	47	168,243.49	17	593,133.36	60	0.00	988,271.00	395,137.64
EXPENDITURES										
5001 SALARIES AND WAGES	124,729.37	1,034,559.58	61	140,826.48	8	1,191,887.88	64	0.00	1,862,821.18	670,933.30
5010 COMMODITIES	813.99	9,101.48	52	434.16	2	7,037.90	38	0.00	18,455.00	11,417.10
5020 SERVICES	434.91	3,589.18	37	857.74	9	3,498.06	36	0.00	9,600.00	6,101.94
TOTAL EXPENDITURES	125,978.27	1,047,250.24	61	142,118.38	8	1,202,423.84	64	0.00	1,890,876.18	688,452.34
OTHER FINANCING SOURCES (USES)										
TOTAL OTHER FINANCING SOURCES (USES)	0.00	0.00		0.00		0.00		0.00	0.00	0.00
NET CHANGE IN FUND BALANCE	-125,978.27	-603,828.79		26,125.11		-609,290.48		0.00	-902,605.18	-293,314.70



FUND DEPT 1080-057 : GENERAL CORPORATE - DEPUTY SHERIFF MERIT COMM

9/12/2023 10:01:22 AM

PERIOD ENDING 8/31/2023

	ACTUAL LAST YEAR			ACTUAL THIS YEAR				ENCUMBRANCE	BUDGET	UNENCUMBERED BALANCE
	CURRENT MONTH	YEAR TO DATE	%	CURRENT MONTH	%	YEAR TO DATE	%			
REVENUES										
TOTAL REVENUES	0.00	0.00	0	0.00	0	0.00	0	0.00	0.00	0.00
EXPENDITURES										
5001 SALARIES AND WAGES	0.00	225.00	24	0.00	0	0.00	0	0.00	950.00	950.00
5020 SERVICES	2,642.00	21,341.06	95	6,453.74	21	27,768.57	92	0.00	30,210.00	2,441.43
TOTAL EXPENDITURES	2,642.00	21,566.06	91	6,453.74	21	27,768.57	89	0.00	31,160.00	3,391.43
NET CHANGE IN FUND BALANCE	-2,642.00	-21,566.06		-6,453.74		-27,768.57		0.00	-31,160.00	-3,391.43



FUND DEPT 1080-059 : GENERAL CORPORATE - FACILITIES PLANNING

9/12/2023 10:01:22 AM

PERIOD ENDING 8/31/2023

	ACTUAL LAST YEAR			ACTUAL THIS YEAR				ENCUMBRANCE	BUDGET	UNENCUMBERED BALANCE
	CURRENT MONTH	YEAR TO DATE	%	CURRENT MONTH	%	YEAR TO DATE	%			
EXPENDITURES										
TOTAL EXPENDITURES	0.00	0.00	0	0.00	0	0.00	0	0.00	0.00	0.00
NET CHANGE IN FUND BALANCE	0.00	0.00		0.00		0.00		0.00	0.00	0.00



FUND DEPT 1080-060 : GENERAL CORPORATE - HIGHWAY

9/12/2023 10:01:22 AM

PERIOD ENDING 8/31/2023

	ACTUAL LAST YEAR			ACTUAL THIS YEAR				ENCUMBRANCE	BUDGET	UNENCUMBERED BALANCE
	CURRENT MONTH	YEAR TO DATE	%	CURRENT MONTH	%	YEAR TO DATE	%			
EXPENDITURES										
TOTAL EXPENDITURES	0.00	0.00	0	0.00	0	0.00	0	0.00	0.00	0.00
NET CHANGE IN FUND BALANCE	0.00	0.00		0.00		0.00		0.00	0.00	0.00



PERIOD ENDING 8/31/2023

	ACTUAL LAST YEAR			ACTUAL THIS YEAR				ENCUMBRANCE	BUDGET	UNENCUMBERED BALANCE
	CURRENT MONTH	YEAR TO DATE	%	CURRENT MONTH	%	YEAR TO DATE	%			
REVENUES										
4007 CHARGES FOR SERVICES	0.00	8,178.94	14	0.00	0	19,091.23	32	0.00	59,000.00	39,908.77
4009 MISCELLANEOUS REVENUES	56.20	14,513.61	43	0.00	0	6,377.73	0	0.00	0.00	-6,377.73
4010 RENTS AND ROYALTIES	38,109.49	716,920.64	80	25,091.20	3	703,938.13	85	0.00	824,084.00	120,145.87
TOTAL REVENUES	38,165.69	739,613.19	75	25,091.20	3	729,407.09	83	0.00	883,084.00	153,676.91
EXPENDITURES										
5001 SALARIES AND WAGES	76,598.47	636,163.81	62	85,766.80	8	680,835.73	61	0.00	1,114,032.00	433,196.27
5010 COMMODITIES	7,620.14	89,996.13	77	13,057.47	8	92,323.57	60	0.00	153,945.09	61,621.52
5020 SERVICES	80,302.00	541,962.17	31	64,349.80	6	571,041.23	55	11,125.00	1,038,514.91	456,348.68
5050 INTEREST AND FISCAL CHARGES	0.00	4,637.50	3	0.00	0	3,106.25	2	0.00	181,263.00	178,156.75
8000 CAPITAL OUTLAY	0.00	0.00	0	0.00	0	450,010.00	100	0.00	450,010.00	0.00
TOTAL EXPENDITURES	164,520.61	1,272,759.61	42	163,174.07	6	1,797,316.78	61	11,125.00	2,937,765.00	1,129,323.22
OTHER FINANCING SOURCES (USES)										
7001 OTHER FINANCING USES	0.00	0.00	0	0.00	0	0.00	0	0.00	-1,559,990.00	-1,559,990.00
TOTAL OTHER FINANCING SOURCES (USES)	0.00	0.00		0.00		0.00		0.00	-1,559,990.00	-1,559,990.00
NET CHANGE IN FUND BALANCE	-126,354.92	-533,146.42		-138,082.87		-1,067,909.69		-11,125.00	-3,614,671.00	-2,535,636.31




FUND DEPT 1080-072 : GENERAL CORPORATE - ADA COMPLIANCE

9/12/2023 10:01:22 AM

PERIOD ENDING 8/31/2023

	ACTUAL LAST YEAR			ACTUAL THIS YEAR				ENCUMBRANCE	BUDGET	UNENCUMBERED BALANCE
	CURRENT MONTH	YEAR TO DATE	%	CURRENT MONTH	%	YEAR TO DATE	%			
EXPENDITURES										
TOTAL EXPENDITURES	0.00	0.00	0	0.00	0	0.00	0	0.00	0.00	0.00
NET CHANGE IN FUND BALANCE	0.00	0.00		0.00		0.00		0.00	0.00	0.00



FUND DEPT 1080-075 : GENERAL CORPORATE - GENERAL COUNTY

9/12/2023 10:01:22 AM

PERIOD ENDING 8/31/2023

	ACTUAL LAST YEAR			ACTUAL THIS YEAR				ENCUMBRANCE	BUDGET	UNENCUMBERED BALANCE
	CURRENT MONTH	YEAR TO DATE	%	CURRENT MONTH	%	YEAR TO DATE	%			
REVENUES										
4001 PROPERTY TAX	308,066.18	6,911,336.61	52	2,020,762.65	12	9,487,765.87	57	0.00	16,618,524.00	7,130,758.13
4002 LOCAL SALES TAX	0.00	8,801.38	16	2,603.40	8	13,424.56	39	0.00	34,000.00	20,575.44
4003 OTHER TAXES	4,081.95	20,671.96	207	4,600.15	13	24,543.44	70	0.00	35,000.00	10,456.56
4004 INTERGOVERNMENTAL REVENUE	-54,243.64	8,771,231.20	57	1,426,329.36	8	9,921,022.23	57	0.00	17,352,201.00	7,431,178.77
4007 CHARGES FOR SERVICES	40.00	2,380.00	8	-25,220.00	-84	-21,480.00	-72	0.00	30,000.00	51,480.00
4008 INVESTMENT EARNINGS	40,179.14	90,269.15	903	113,261.96	283	198,133.45	495	0.00	40,000.00	-158,133.45
4009 MISCELLANEOUS REVENUES	50.00	850.00	0	0.00	0	0.00	0	0.00	0.00	0.00
TOTAL REVENUES	298,173.63	15,805,540.30	55	3,542,337.52	10	19,623,409.55	58	0.00	34,109,725.00	14,486,315.45
EXPENDITURES										
5003 FRINGE BENEFITS	244,857.31	1,755,118.49	53	484,595.75	13	1,964,505.21	53	0.00	3,702,654.00	1,738,148.79
5009 GEN GOV - FINANCIAL ADMIN	0.00	0.00	0	0.00	0	0.00	0	0.00	-487,000.00	-487,000.00
5020 SERVICES	7,690.00	195,098.12	31	6,902.60	3	147,861.54	58	16,300.00	254,170.00	90,008.46
5050 INTEREST AND FISCAL CHARGES	0.00	0.00	0	0.00	0	0.00	0	0.00	2,000.00	2,000.00
TOTAL EXPENDITURES	252,547.31	1,950,216.61	50	491,498.35	14	2,112,366.75	61	16,300.00	3,471,824.00	1,343,157.25
OTHER FINANCING SOURCES (USES)										
6001 OTHER FINANCING SOURCES	0.00	0.00	0	0.00	0	0.00	0	0.00	109,702.00	109,702.00
7001 OTHER FINANCING USES	0.00	0.00	0	0.00	0	0.00	0	0.00	-2,091,363.00	-2,091,363.00
TOTAL OTHER FINANCING SOURCES (USES)	0.00	0.00		0.00		0.00		0.00	-1,981,661.00	-1,981,661.00
NET CHANGE IN FUND BALANCE	45,626.32	13,855,323.69		3,050,839.17		17,511,042.80		-16,300.00	28,656,240.00	11,161,497.20



FUND DEPT 1080-077 : GENERAL CORPORATE - ZONING AND ENFORCE (P&Z)

9/12/2023 10:01:22 AM

PERIOD ENDING 8/31/2023

	ACTUAL LAST YEAR			ACTUAL THIS YEAR				ENCUMBRANCE	BUDGET	UNENCUMBERED BALANCE
	CURRENT MONTH	YEAR TO DATE	%	CURRENT MONTH	%	YEAR TO DATE	%			
REVENUES										
4006 LICENSES AND PERMITS	7,908.00	30,081.00	14	0.00	0	50,413.00	23	0.00	217,006.00	166,593.00
4007 CHARGES FOR SERVICES	3,240.00	6,322.00	50	0.00	0	33,805.00	400	0.00	8,461.00	-25,344.00
TOTAL REVENUES	11,148.00	36,403.00	16	0.00	0	84,218.00	37	0.00	225,467.00	141,249.00
EXPENDITURES										
5001 SALARIES AND WAGES	25,768.49	267,169.21	52	26,940.13	5	229,158.28	45	0.00	505,745.00	276,586.72
5010 COMMODITIES	112.67	3,131.71	61	48.59	1	3,050.20	60	0.00	5,125.00	2,074.80
5020 SERVICES	1,008.54	7,248.33	35	1,562.33	8	9,105.27	44	0.00	20,727.00	11,621.73
TOTAL EXPENDITURES	26,889.70	277,549.25	52	28,551.05	5	241,313.75	45	0.00	531,597.00	290,283.25
NET CHANGE IN FUND BALANCE	-15,741.70	-241,146.25		-28,551.05		-157,095.75		0.00	-306,130.00	-149,034.25



FUND DEPT 1080-124 : GENERAL CORPORATE - REGIONAL OFFICE EDUCATION

9/12/2023 10:01:22 AM

PERIOD ENDING 8/31/2023

	ACTUAL LAST YEAR			ACTUAL THIS YEAR				ENCUMBRANCE	BUDGET	UNENCUMBERED BALANCE
	CURRENT MONTH	YEAR TO DATE	%	CURRENT MONTH	%	YEAR TO DATE	%			
EXPENDITURES										
5020 SERVICES	39,037.00	156,148.02	67	40,136.72	17	160,546.88	67	0.00	240,821.00	80,274.12
TOTAL EXPENDITURES	39,037.00	156,148.02	67	40,136.72	17	160,546.88	67	0.00	240,821.00	80,274.12
NET CHANGE IN FUND BALANCE	-39,037.00	-156,148.02		-40,136.72		-160,546.88		0.00	-240,821.00	-80,274.12



FUND DEPT 1080-127 : GENERAL CORPORATE - VETERANS ASSISTNC COMMSN

9/12/2023 10:01:22 AM

PERIOD ENDING 8/31/2023

	ACTUAL LAST YEAR			ACTUAL THIS YEAR				ENCUMBRANCE	BUDGET	UNENCUMBERED BALANCE
	CURRENT MONTH	YEAR TO DATE	%	CURRENT MONTH	%	YEAR TO DATE	%			
REVENUES										
4009 MISCELLANEOUS REVENUES	0.00	0.00	0	0.00	0	5,500.00	100	0.00	5,500.00	0.00
TOTAL REVENUES	0.00	0.00	0	0.00	0	5,500.00	100	0.00	5,500.00	0.00
EXPENDITURES										
5001 SALARIES AND WAGES	3,680.64	30,135.24	62	3,074.56	5	40,484.38	71	0.00	56,959.00	16,474.62
5010 COMMODITIES	0.00	0.00	0	60.27	100	60.27	100	0.00	60.27	0.00
5020 SERVICES	5,775.00	56,784.00	64	6,620.00	8	54,005.55	62	0.00	87,138.73	33,133.18
TOTAL EXPENDITURES	9,455.64	86,919.24	63	9,754.83	7	94,550.20	66	0.00	144,158.00	49,607.80
NET CHANGE IN FUND BALANCE	-9,455.64	-86,919.24		-9,754.83		-89,050.20		0.00	-138,658.00	-49,607.80



FUND DEPT 1080-130 : GENERAL CORPORATE - CIRC CLK SUPPORT ENFORCE

9/12/2023 10:01:22 AM

PERIOD ENDING 8/31/2023

	ACTUAL LAST YEAR			ACTUAL THIS YEAR				ENCUMBRANCE	BUDGET	UNENCUMBERED BALANCE
	CURRENT MONTH	YEAR TO DATE	%	CURRENT MONTH	%	YEAR TO DATE	%			
REVENUES										
4004 INTERGOVERNMENTAL REVENUE	0.00	0.00	0	0.00	0	7,917.00	66	0.00	12,000.00	4,083.00
TOTAL REVENUES	0.00	0.00	0	0.00	0	7,917.00	66	0.00	12,000.00	4,083.00
EXPENDITURES										
5001 SALARIES AND WAGES	0.00	0.00	0	0.00	0	0.00	0	0.00	12,000.00	12,000.00
TOTAL EXPENDITURES	0.00	0.00	0	0.00	0	0.00	0	0.00	12,000.00	12,000.00
OTHER FINANCING SOURCES (USES)										
TOTAL OTHER FINANCING SOURCES (USES)	0.00	0.00		0.00		0.00		0.00	0.00	0.00
NET CHANGE IN FUND BALANCE	0.00	0.00		0.00		7,917.00		0.00	0.00	-7,917.00



FUND DEPT 1080-140 : GENERAL CORPORATE - CORRECTIONAL CENTER

9/12/2023 10:01:22 AM

PERIOD ENDING 8/31/2023

	ACTUAL LAST YEAR			ACTUAL THIS YEAR				ENCUMBRANCE	BUDGET	UNENCUMBERED BALANCE
	CURRENT MONTH	YEAR TO DATE	%	CURRENT MONTH	%	YEAR TO DATE	%			
REVENUES										
4004 INTERGOVERNMENTAL REVENUE	11,287.85	219,071.12	70	0.00	0	31,701.40	33	0.00	96,340.00	64,638.60
4007 CHARGES FOR SERVICES	0.00	160,941.31	38	29,566.88	8	220,224.21	63	0.00	350,000.00	129,775.79
4009 MISCELLANEOUS REVENUES	800.00	30,828.07	137	3,791.88	7	30,142.46	57	0.00	53,000.00	22,857.54
TOTAL REVENUES	12,087.85	410,840.50	54	33,358.76	7	282,068.07	56	0.00	499,340.00	217,271.93
EXPENDITURES										
5001 SALARIES AND WAGES	246,686.55	2,014,310.92	63	261,505.81	6	2,308,665.58	57	0.00	4,036,057.00	1,727,391.42
5002 LAW ENFORCEMENT SALARIES	115,144.09	1,183,391.88	56	103,232.92	7	887,650.51	56	0.00	1,582,371.00	694,720.49
5003 FRINGE BENEFITS	0.00	572.20	89	0.00	0	0.00	0	0.00	0.00	0.00
5010 COMMODITIES	27,814.11	161,897.89	58	55,075.58	9	461,440.96	76	0.00	603,249.49	141,808.53
5020 SERVICES	313,320.91	2,221,830.11	57	302,501.19	7	2,884,755.82	66	0.00	4,372,319.52	1,487,563.70
8000 CAPITAL OUTLAY	0.00	0.00	0	0.00	0	5,148.99	100	0.00	5,148.99	0.00
TOTAL EXPENDITURES	702,965.66	5,582,003.00	59	722,315.50	7	6,547,661.86	62	0.00	10,599,146.00	4,051,484.14
OTHER FINANCING SOURCES (USES)										
6001 OTHER FINANCING SOURCES	0.00	10.00	0	0.00	0	0.00	0	0.00	1,419,251.00	1,419,251.00
TOTAL OTHER FINANCING SOURCES (USES)	0.00	10.00		0.00		0.00		0.00	1,419,251.00	1,419,251.00
NET CHANGE IN FUND BALANCE	-690,877.81	-5,171,152.50		-688,956.74		-6,265,593.79		0.00	-8,680,555.00	-2,414,961.21



FUND DEPT 1080-141 : GENERAL CORPORATE - STS ATTY SUPPORT ENFORCE

9/12/2023 10:01:22 AM

PERIOD ENDING 8/31/2023

	ACTUAL LAST YEAR			ACTUAL THIS YEAR				ENCUMBRANCE	BUDGET	UNENCUMBERED BALANCE
	CURRENT MONTH	YEAR TO DATE	%	CURRENT MONTH	%	YEAR TO DATE	%			
REVENUES										
4004 INTERGOVERNMENTAL REVENUE	25,531.88	148,201.33	46	89,688.38	27	262,346.53	79	0.00	331,315.00	68,968.47
TOTAL REVENUES	25,531.88	148,201.33	46	89,688.38	27	262,346.53	79	0.00	331,315.00	68,968.47
EXPENDITURES										
5001 SALARIES AND WAGES	18,947.03	150,261.94	66	16,461.38	6	141,581.97	53	0.00	265,812.00	124,230.03
5003 FRINGE BENEFITS	6,929.55	49,933.60	56	8,187.25	9	44,915.95	50	0.00	90,244.00	45,328.05
5010 COMMODITIES	73.54	1,934.42	21	0.00	0	769.80	7	0.00	10,500.00	9,730.20
5020 SERVICES	41.45	1,309.53	5	259.08	1	1,171.14	4	0.00	28,500.00	27,328.86
TOTAL EXPENDITURES	25,991.57	203,439.49	57	24,907.71	6	188,438.86	48	0.00	395,056.00	206,617.14
NET CHANGE IN FUND BALANCE	-459.69	-55,238.16		64,780.67		73,907.67		0.00	-63,741.00	-137,648.67




FUND DEPT 2060-100 : RPC - POLICE TRAINING - REGIONAL PLANNING COMMISSION

9/12/2023 10:01:22 AM

PERIOD ENDING 8/31/2023

	ACTUAL LAST YEAR			ACTUAL THIS YEAR				ENCUMBRANCE	BUDGET	UNENCUMBERED BALANCE
	CURRENT MONTH	YEAR TO DATE	%	CURRENT MONTH	%	YEAR TO DATE	%			
REVENUES										
4004 INTERGOVERNMENTAL REVENUE	0.00	0.00	0	0.00	0	0.00	0	0.00	213,666.00	213,666.00
4007 CHARGES FOR SERVICES	0.00	0.00	0	0.00	0	0.00	0	0.00	5,000.00	5,000.00
TOTAL REVENUES	0.00	0.00	0	0.00	0	0.00	0	0.00	218,666.00	218,666.00
EXPENDITURES										
5001 SALARIES AND WAGES	0.00	0.00	0	9,206.70	31	14,789.35	50	0.00	29,686.00	14,896.65
5003 FRINGE BENEFITS	0.00	0.00	0	3,012.30	33	3,567.09	39	0.00	9,032.00	5,464.91
5010 COMMODITIES	0.00	0.00	0	0.00	0	0.00	0	0.00	10,800.00	10,800.00
5020 SERVICES	0.00	0.00	0	11,162.94	7	11,289.26	7	21,000.00	171,325.00	139,035.74
TOTAL EXPENDITURES	0.00	0.00	0	23,381.94	11	29,645.70	13	21,000.00	220,843.00	170,197.30
OTHER FINANCING SOURCES (USES)										
6001 OTHER FINANCING SOURCES	0.00	0.00	0	0.00	0	0.00	0	0.00	35,000.00	35,000.00
7001 OTHER FINANCING USES	0.00	0.00	0	0.00	0	0.00	0	0.00	-32,823.00	-32,823.00
TOTAL OTHER FINANCING SOURCES (USES)	0.00	0.00		0.00		0.00		0.00	2,177.00	2,177.00
NET CHANGE IN FUND BALANCE	0.00	0.00		-23,381.94		-29,645.70		-21,000.00	0.00	50,645.70



PERIOD ENDING 8/31/2023

	ACTUAL LAST YEAR			ACTUAL THIS YEAR				ENCUMBRANCE	BUDGET	UNENCUMBERED BALANCE
	CURRENT MONTH	YEAR TO DATE	%	CURRENT MONTH	%	YEAR TO DATE	%			
REVENUES										
4004 INTERGOVERNMENTAL REVENUE	1,239,722.70	12,746,239.56	45	1,531,411.59	5	12,935,118.47	42	0.00	30,514,354.00	17,579,235.53
4007 CHARGES FOR SERVICES	186,902.16	886,078.63	46	450,229.70	23	932,001.53	48	0.00	1,921,700.00	989,698.47
4008 INVESTMENT EARNINGS	4,070.08	11,455.84	0	9,414.65	185	46,143.42	905	0.00	5,100.00	-41,043.42
4009 MISCELLANEOUS REVENUES	198.00	1,998.00	2	1,195.00	1	23,230.26	27	0.00	86,500.00	63,269.74
TOTAL REVENUES	1,430,892.94	13,645,772.03	45	1,992,250.94	6	13,936,493.68	43	0.00	32,527,654.00	18,591,160.32
EXPENDITURES										
5001 SALARIES AND WAGES	450,919.37	3,797,457.83	49	355,750.17	4	3,711,174.25	47	0.00	7,916,705.00	4,205,530.75
5003 FRINGE BENEFITS	136,480.64	992,025.96	59	154,852.68	9	957,604.12	53	0.00	1,804,445.00	846,840.88
5010 COMMODITIES	40,334.90	237,952.69	45	22,625.44	4	138,987.43	23	0.00	593,495.00	454,507.57
5020 SERVICES	562,299.78	9,988,159.14	50	513,380.15	2	9,915,202.54	46	0.00	21,671,959.59	11,756,757.05
8000 CAPITAL OUTLAY	0.00	73,164.44	15	-155.00	0	27,063.26	12	0.00	220,000.00	192,936.74
TOTAL EXPENDITURES	1,190,034.69	15,088,760.06	50	1,046,453.44	3	14,750,031.60	46	0.00	32,206,604.59	17,456,572.99
OTHER FINANCING SOURCES (USES)										
6001 OTHER FINANCING SOURCES	29,613.83	128,013.81	32	71,030.62	19	341,219.44	90	0.00	378,693.00	37,473.56
7001 OTHER FINANCING USES	-29,035.98	-123,831.66	36	-71,030.62	14	-323,121.13	65	0.00	-495,086.41	-171,965.28
TOTAL OTHER FINANCING SOURCES (USES)	577.85	4,182.15		0.00		18,098.31		0.00	-116,393.41	-134,491.72
NET CHANGE IN FUND BALANCE	241,436.10	-1,438,805.88		945,797.50		-795,439.61		0.00	204,656.00	1,000,095.61



FUND DEPT 2076-010 : TORT IMMUNITY TAX FUND - COUNTY BOARD

9/12/2023 10:01:22 AM

PERIOD ENDING 8/31/2023

	ACTUAL LAST YEAR			ACTUAL THIS YEAR				ENCUMBRANCE	BUDGET	UNENCUMBERED BALANCE
	CURRENT MONTH	YEAR TO DATE	%	CURRENT MONTH	%	YEAR TO DATE	%			
EXPENDITURES										
TOTAL EXPENDITURES	0.00	0.00	0	0.00	0	0.00	0	0.00	0.00	0.00
NET CHANGE IN FUND BALANCE	0.00	0.00		0.00		0.00		0.00	0.00	0.00




FUND DEPT 2076-011 : TORT IMMUNITY TAX FUND - SOLID WASTE MGMT

9/12/2023 10:01:22 AM


PERIOD ENDING 8/31/2023

	ACTUAL LAST YEAR			ACTUAL THIS YEAR				ENCUMBRANCE	BUDGET	UNENCUMBERED BALANCE
	CURRENT MONTH	YEAR TO DATE	%	CURRENT MONTH	%	YEAR TO DATE	%			
EXPENDITURES										
TOTAL EXPENDITURES	0.00	0.00	0	0.00	0	0.00	0	0.00	0.00	0.00
NET CHANGE IN FUND BALANCE	0.00	0.00		0.00		0.00		0.00	0.00	0.00



PERIOD ENDING 8/31/2023

	ACTUAL LAST YEAR			ACTUAL THIS YEAR				ENCUMBRANCE	BUDGET	UNENCUMBERED BALANCE
	CURRENT MONTH	YEAR TO DATE	%	CURRENT MONTH	%	YEAR TO DATE	%			
EXPENDITURES										
TOTAL EXPENDITURES	0.00	0.00	0	0.00	0	0.00	0	0.00	0.00	0.00
NET CHANGE IN FUND BALANCE	0.00	0.00		0.00		0.00		0.00	0.00	0.00



FUND DEPT 2076-020 : TORT IMMUNITY TAX FUND - AUDITOR

9/12/2023 10:01:22 AM

PERIOD ENDING 8/31/2023

	ACTUAL LAST YEAR			ACTUAL THIS YEAR				ENCUMBRANCE	BUDGET	UNENCUMBERED BALANCE
	CURRENT MONTH	YEAR TO DATE	%	CURRENT MONTH	%	YEAR TO DATE	%			
EXPENDITURES										
TOTAL EXPENDITURES	0.00	0.00	0	0.00	0	0.00	0	0.00	0.00	0.00
NET CHANGE IN FUND BALANCE	0.00	0.00		0.00		0.00		0.00	0.00	0.00



FUND DEPT 2076-021 : TORT IMMUNITY TAX FUND - BOARD OF REVIEW

9/12/2023 10:01:22 AM

PERIOD ENDING 8/31/2023

	ACTUAL LAST YEAR			ACTUAL THIS YEAR				ENCUMBRANCE	BUDGET	UNENCUMBERED BALANCE
	CURRENT MONTH	YEAR TO DATE	%	CURRENT MONTH	%	YEAR TO DATE	%			
EXPENDITURES										
TOTAL EXPENDITURES	0.00	0.00	0	0.00	0	0.00	0	0.00	0.00	0.00
NET CHANGE IN FUND BALANCE	0.00	0.00		0.00		0.00		0.00	0.00	0.00



FUND DEPT 2076-022 : TORT IMMUNITY TAX FUND - COUNTY CLERK

9/12/2023 10:01:22 AM

PERIOD ENDING 8/31/2023

	ACTUAL LAST YEAR			ACTUAL THIS YEAR				ENCUMBRANCE	BUDGET	UNENCUMBERED BALANCE
	CURRENT MONTH	YEAR TO DATE	%	CURRENT MONTH	%	YEAR TO DATE	%			
EXPENDITURES										
TOTAL EXPENDITURES	0.00	0.00	0	0.00	0	0.00	0	0.00	0.00	0.00
NET CHANGE IN FUND BALANCE	0.00	0.00		0.00		0.00		0.00	0.00	0.00



FUND DEPT 2076-023 : TORT IMMUNITY TAX FUND - RECORDER

9/12/2023 10:01:22 AM

PERIOD ENDING 8/31/2023

	ACTUAL LAST YEAR			ACTUAL THIS YEAR				ENCUMBRANCE	BUDGET	UNENCUMBERED BALANCE
	CURRENT MONTH	YEAR TO DATE	%	CURRENT MONTH	%	YEAR TO DATE	%			
EXPENDITURES										
TOTAL EXPENDITURES	0.00	0.00	0	0.00	0	0.00	0	0.00	0.00	0.00
NET CHANGE IN FUND BALANCE	0.00	0.00		0.00		0.00		0.00	0.00	0.00




FUND DEPT 2076-025 : TORT IMMUNITY TAX FUND - SUPERVISOR OF ASSESSMENT

9/12/2023 10:01:22 AM

PERIOD ENDING 8/31/2023

	ACTUAL LAST YEAR			ACTUAL THIS YEAR				ENCUMBRANCE	BUDGET	UNENCUMBERED BALANCE
	CURRENT MONTH	YEAR TO DATE	%	CURRENT MONTH	%	YEAR TO DATE	%			
EXPENDITURES										
TOTAL EXPENDITURES	0.00	0.00	0	0.00	0	0.00	0	0.00	0.00	0.00
NET CHANGE IN FUND BALANCE	0.00	0.00		0.00		0.00		0.00	0.00	0.00




FUND DEPT 2076-026 : TORT IMMUNITY TAX FUND - COUNTY TREASURER

9/12/2023 10:01:22 AM

PERIOD ENDING 8/31/2023

	ACTUAL LAST YEAR			ACTUAL THIS YEAR				ENCUMBRANCE	BUDGET	UNENCUMBERED BALANCE
	CURRENT MONTH	YEAR TO DATE	%	CURRENT MONTH	%	YEAR TO DATE	%			
EXPENDITURES										
TOTAL EXPENDITURES	0.00	0.00	0	0.00	0	0.00	0	0.00	0.00	0.00
NET CHANGE IN FUND BALANCE	0.00	0.00		0.00		0.00		0.00	0.00	0.00



FUND DEPT 2076-028 : TORT IMMUNITY TAX FUND - INFORMATION TECHNOLOGY (IT)

9/12/2023 10:01:22 AM

PERIOD ENDING 8/31/2023

	ACTUAL LAST YEAR			ACTUAL THIS YEAR				ENCUMBRANCE	BUDGET	UNENCUMBERED BALANCE
	CURRENT MONTH	YEAR TO DATE	%	CURRENT MONTH	%	YEAR TO DATE	%			
EXPENDITURES										
TOTAL EXPENDITURES	0.00	0.00	0	0.00	0	0.00	0	0.00	0.00	0.00
NET CHANGE IN FUND BALANCE	0.00	0.00		0.00		0.00		0.00	0.00	0.00



FUND DEPT 2076-030 : TORT IMMUNITY TAX FUND - CIRCUIT CLERK

9/12/2023 10:01:22 AM

PERIOD ENDING 8/31/2023

	ACTUAL LAST YEAR			ACTUAL THIS YEAR				ENCUMBRANCE	BUDGET	UNENCUMBERED BALANCE
	CURRENT MONTH	YEAR TO DATE	%	CURRENT MONTH	%	YEAR TO DATE	%			
EXPENDITURES										
TOTAL EXPENDITURES	0.00	0.00	0	0.00	0	0.00	0	0.00	0.00	0.00
NET CHANGE IN FUND BALANCE	0.00	0.00		0.00		0.00		0.00	0.00	0.00



FUND DEPT 2076-031 : TORT IMMUNITY TAX FUND - CIRCUIT COURT

9/12/2023 10:01:22 AM

PERIOD ENDING 8/31/2023

	ACTUAL LAST YEAR			ACTUAL THIS YEAR				ENCUMBRANCE	BUDGET	UNENCUMBERED BALANCE
	CURRENT MONTH	YEAR TO DATE	%	CURRENT MONTH	%	YEAR TO DATE	%			
EXPENDITURES										
TOTAL EXPENDITURES	0.00	0.00	0	0.00	0	0.00	0	0.00	0.00	0.00
NET CHANGE IN FUND BALANCE	0.00	0.00		0.00		0.00		0.00	0.00	0.00




FUND DEPT 2076-032 : TORT IMMUNITY TAX FUND - JURY COMMISSION

9/12/2023 10:01:22 AM

PERIOD ENDING 8/31/2023

	ACTUAL LAST YEAR			ACTUAL THIS YEAR				ENCUMBRANCE	BUDGET	UNENCUMBERED BALANCE
	CURRENT MONTH	YEAR TO DATE	%	CURRENT MONTH	%	YEAR TO DATE	%			
EXPENDITURES										
TOTAL EXPENDITURES	0.00	0.00	0	0.00	0	0.00	0	0.00	0.00	0.00
NET CHANGE IN FUND BALANCE	0.00	0.00		0.00		0.00		0.00	0.00	0.00



FUND DEPT 2076-036 : TORT IMMUNITY TAX FUND - PUBLIC DEFENDER

9/12/2023 10:01:22 AM

PERIOD ENDING 8/31/2023

	ACTUAL LAST YEAR			ACTUAL THIS YEAR				ENCUMBRANCE	BUDGET	UNENCUMBERED BALANCE
	CURRENT MONTH	YEAR TO DATE	%	CURRENT MONTH	%	YEAR TO DATE	%			
EXPENDITURES										
TOTAL EXPENDITURES	0.00	0.00	0	0.00	0	0.00	0	0.00	0.00	0.00
NET CHANGE IN FUND BALANCE	0.00	0.00		0.00		0.00		0.00	0.00	0.00



FUND DEPT 2076-040 : TORT IMMUNITY TAX FUND - SHERIFF

9/12/2023 10:01:22 AM

PERIOD ENDING 8/31/2023

	ACTUAL LAST YEAR			ACTUAL THIS YEAR				ENCUMBRANCE	BUDGET	UNENCUMBERED BALANCE
	CURRENT MONTH	YEAR TO DATE	%	CURRENT MONTH	%	YEAR TO DATE	%			
EXPENDITURES										
TOTAL EXPENDITURES	0.00	0.00	0	0.00	0	0.00	0	0.00	0.00	0.00
NET CHANGE IN FUND BALANCE	0.00	0.00		0.00		0.00		0.00	0.00	0.00




FUND DEPT 2076-041 : TORT IMMUNITY TAX FUND - STATES ATTORNEY

9/12/2023 10:01:22 AM

PERIOD ENDING 8/31/2023

	ACTUAL LAST YEAR			ACTUAL THIS YEAR				ENCUMBRANCE	BUDGET	UNENCUMBERED BALANCE
	CURRENT MONTH	YEAR TO DATE	%	CURRENT MONTH	%	YEAR TO DATE	%			
EXPENDITURES										
TOTAL EXPENDITURES	0.00	0.00	0	0.00	0	0.00	0	0.00	0.00	0.00
NET CHANGE IN FUND BALANCE	0.00	0.00		0.00		0.00		0.00	0.00	0.00



FUND DEPT 2076-042 : TORT IMMUNITY TAX FUND - CORONER

9/12/2023 10:01:22 AM

PERIOD ENDING 8/31/2023

	ACTUAL LAST YEAR			ACTUAL THIS YEAR				ENCUMBRANCE	BUDGET	UNENCUMBERED BALANCE
	CURRENT MONTH	YEAR TO DATE	%	CURRENT MONTH	%	YEAR TO DATE	%			
EXPENDITURES										
TOTAL EXPENDITURES	0.00	0.00	0	0.00	0	0.00	0	0.00	0.00	0.00
NET CHANGE IN FUND BALANCE	0.00	0.00		0.00		0.00		0.00	0.00	0.00



FUND DEPT 2076-043 : TORT IMMUNITY TAX FUND - EMERGENCY MGMT AGCY (EMA)

9/12/2023 10:01:22 AM

PERIOD ENDING 8/31/2023

	ACTUAL LAST YEAR			ACTUAL THIS YEAR				ENCUMBRANCE	BUDGET	UNENCUMBERED BALANCE
	CURRENT MONTH	YEAR TO DATE	%	CURRENT MONTH	%	YEAR TO DATE	%			
EXPENDITURES										
TOTAL EXPENDITURES	0.00	0.00	0	0.00	0	0.00	0	0.00	0.00	0.00
NET CHANGE IN FUND BALANCE	0.00	0.00		0.00		0.00		0.00	0.00	0.00



FUND DEPT 2076-051 : TORT IMMUNITY TAX FUND - JUVENILE DETENTION CENTER

9/12/2023 10:01:22 AM

PERIOD ENDING 8/31/2023

	ACTUAL LAST YEAR			ACTUAL THIS YEAR				ENCUMBRANCE	BUDGET	UNENCUMBERED BALANCE
	CURRENT MONTH	YEAR TO DATE	%	CURRENT MONTH	%	YEAR TO DATE	%			
EXPENDITURES										
TOTAL EXPENDITURES	0.00	0.00	0	0.00	0	0.00	0	0.00	0.00	0.00
NET CHANGE IN FUND BALANCE	0.00	0.00		0.00		0.00		0.00	0.00	0.00



FUND DEPT 2076-052 : TORT IMMUNITY TAX FUND - COURT SERVICES -PROBATION

9/12/2023 10:01:22 AM

PERIOD ENDING 8/31/2023

	ACTUAL LAST YEAR			ACTUAL THIS YEAR				ENCUMBRANCE	BUDGET	UNENCUMBERED BALANCE
	CURRENT MONTH	YEAR TO DATE	%	CURRENT MONTH	%	YEAR TO DATE	%			
EXPENDITURES										
TOTAL EXPENDITURES	0.00	0.00	0	0.00	0	0.00	0	0.00	0.00	0.00
NET CHANGE IN FUND BALANCE	0.00	0.00		0.00		0.00		0.00	0.00	0.00



FUND DEPT 2076-057 : TORT IMMUNITY TAX FUND - DEPUTY SHERIFF MERIT COMM

9/12/2023 10:01:22 AM

PERIOD ENDING 8/31/2023

	ACTUAL LAST YEAR			ACTUAL THIS YEAR				ENCUMBRANCE	BUDGET	UNENCUMBERED BALANCE
	CURRENT MONTH	YEAR TO DATE	%	CURRENT MONTH	%	YEAR TO DATE	%			
EXPENDITURES										
TOTAL EXPENDITURES	0.00	0.00	0	0.00	0	0.00	0	0.00	0.00	0.00
NET CHANGE IN FUND BALANCE	0.00	0.00		0.00		0.00		0.00	0.00	0.00



FUND DEPT 2076-071 : TORT IMMUNITY TAX FUND - PUBLIC PROP (PHYS, PLNT, FAC)

9/12/2023 10:01:22 AM

PERIOD ENDING 8/31/2023

	ACTUAL LAST YEAR			ACTUAL THIS YEAR				ENCUMBRANCE	BUDGET	UNENCUMBERED BALANCE
	CURRENT MONTH	YEAR TO DATE	%	CURRENT MONTH	%	YEAR TO DATE	%			
EXPENDITURES										
TOTAL EXPENDITURES	0.00	0.00	0	0.00	0	0.00	0	0.00	0.00	0.00
NET CHANGE IN FUND BALANCE	0.00	0.00		0.00		0.00		0.00	0.00	0.00



FUND DEPT 2076-075 : TORT IMMUNITY TAX FUND - GENERAL COUNTY

9/12/2023 10:01:22 AM

PERIOD ENDING 8/31/2023

	ACTUAL LAST YEAR			ACTUAL THIS YEAR				ENCUMBRANCE	BUDGET	UNENCUMBERED BALANCE
	CURRENT MONTH	YEAR TO DATE	%	CURRENT MONTH	%	YEAR TO DATE	%			
REVENUES										
4001 PROPERTY TAX	84,129.69	1,887,414.63	52	329,715.33	12	1,548,059.86	57	0.00	2,720,758.00	1,172,698.14
4008 INVESTMENT EARNINGS	492.18	529.62	0	4,449.09	0	14,916.12	0	0.00	0.00	-14,916.12
TOTAL REVENUES	84,621.87	1,887,944.25	52	334,164.42	12	1,562,975.98	57	0.00	2,720,758.00	1,157,782.02
EXPENDITURES										
5003 FRINGE BENEFITS	203,992.95	744,439.23	68	110,437.90	9	713,406.46	61	0.00	1,165,000.00	451,593.54
5020 SERVICES	1,334.85	1,334.85	0	0.00	0	0.00	0	0.00	1,433,376.00	1,433,376.00
TOTAL EXPENDITURES	205,327.80	745,774.08	32	110,437.90	4	713,406.46	27	0.00	2,598,376.00	1,884,969.54
OTHER FINANCING SOURCES (USES)										
6001 OTHER FINANCING SOURCES	0.00	0.00	0	-1,212.99	0	0.00	0	0.00	0.00	0.00
TOTAL OTHER FINANCING SOURCES (USES)	0.00	0.00		-1,212.99		0.00		0.00	0.00	0.00
NET CHANGE IN FUND BALANCE	-120,705.93	1,142,170.17		222,513.53		849,569.52		0.00	122,382.00	-727,187.52



FUND DEPT 2076-077 : TORT IMMUNITY TAX FUND - ZONING AND ENFORCE (P&Z)

9/12/2023 10:01:22 AM

PERIOD ENDING 8/31/2023

	ACTUAL LAST YEAR			ACTUAL THIS YEAR				ENCUMBRANCE	BUDGET	UNENCUMBERED BALANCE
	CURRENT MONTH	YEAR TO DATE	%	CURRENT MONTH	%	YEAR TO DATE	%			
EXPENDITURES										
TOTAL EXPENDITURES	0.00	0.00	0	0.00	0	0.00	0	0.00	0.00	0.00
NET CHANGE IN FUND BALANCE	0.00	0.00		0.00		0.00		0.00	0.00	0.00




FUND DEPT 2076-127 : TORT IMMUNITY TAX FUND - VETERANS ASSISTNC COMSSN

9/12/2023 10:01:22 AM

PERIOD ENDING 8/31/2023

	ACTUAL LAST YEAR			ACTUAL THIS YEAR				ENCUMBRANCE	BUDGET	UNENCUMBERED BALANCE
	CURRENT MONTH	YEAR TO DATE	%	CURRENT MONTH	%	YEAR TO DATE	%			
EXPENDITURES										
TOTAL EXPENDITURES	0.00	0.00	0	0.00	0	0.00	0	0.00	0.00	0.00
NET CHANGE IN FUND BALANCE	0.00	0.00		0.00		0.00		0.00	0.00	0.00



FUND DEPT 2076-130 : TORT IMMUNITY TAX FUND - CIRC CLK SUPPORT ENFORCE

9/12/2023 10:01:22 AM

PERIOD ENDING 8/31/2023

	ACTUAL LAST YEAR			ACTUAL THIS YEAR				ENCUMBRANCE	BUDGET	UNENCUMBERED BALANCE
	CURRENT MONTH	YEAR TO DATE	%	CURRENT MONTH	%	YEAR TO DATE	%			
EXPENDITURES										
TOTAL EXPENDITURES	0.00	0.00	0	0.00	0	0.00	0	0.00	0.00	0.00
NET CHANGE IN FUND BALANCE	0.00	0.00		0.00		0.00		0.00	0.00	0.00



FUND DEPT 2076-140 : TORT IMMUNITY TAX FUND - CORRECTIONAL CENTER

9/12/2023 10:01:22 AM

PERIOD ENDING 8/31/2023

	ACTUAL LAST YEAR			ACTUAL THIS YEAR				ENCUMBRANCE	BUDGET	UNENCUMBERED BALANCE
	CURRENT MONTH	YEAR TO DATE	%	CURRENT MONTH	%	YEAR TO DATE	%			
EXPENDITURES										
TOTAL EXPENDITURES	0.00	0.00	0	0.00	0	0.00	0	0.00	0.00	0.00
NET CHANGE IN FUND BALANCE	0.00	0.00		0.00		0.00		0.00	0.00	0.00



FUND DEPT 2083-060 : COUNTY HIGHWAY - HIGHWAY

9/12/2023 10:01:22 AM

PERIOD ENDING 8/31/2023

	ACTUAL LAST YEAR			ACTUAL THIS YEAR				ENCUMBRANCE	BUDGET	UNENCUMBERED BALANCE
	CURRENT MONTH	YEAR TO DATE	%	CURRENT MONTH	%	YEAR TO DATE	%			
REVENUES										
4001 PROPERTY TAX	0.00	1,528,816.25	52	385,364.09	12	1,809,340.88	57	0.00	3,169,214.00	1,359,873.12
4004 INTERGOVERNMENTAL REVENUE	0.00	-5,412.19	-2	0.00	0	162,868.45	65	0.00	250,000.00	87,131.55
4007 CHARGES FOR SERVICES	73,697.28	224,538.76	40	35,109.15	6	179,541.45	32	0.00	555,000.00	375,458.55
4008 INVESTMENT EARNINGS	5,584.64	12,992.13	433	10,574.90	264	-171,145.78	4279	0.00	4,000.00	175,145.78
4009 MISCELLANEOUS REVENUES	100.00	1,221.71	0	828.91	0	2,427.12	0	0.00	0.00	-2,427.12
TOTAL REVENUES	79,381.92	1,762,156.66	47	431,877.05	11	1,983,032.12	50	0.00	3,978,214.00	1,995,181.88
EXPENDITURES										
5001 SALARIES AND WAGES	115,960.69	942,527.05	61	111,890.16	7	998,712.51	60	0.00	1,660,925.00	662,212.49
5003 FRINGE BENEFITS	49,253.89	296,466.39	53	51,021.76	9	299,000.52	55	0.00	546,447.00	247,446.48
5010 COMMODITIES	23,069.62	170,704.73	73	35,962.98	12	143,459.61	47	342.00	304,300.00	160,498.39
5020 SERVICES	47,880.70	375,180.18	60	31,757.66	5	311,011.48	45	11,972.00	685,072.00	362,088.52
8000 CAPITAL OUTLAY	31,146.62	63,340.05	9	0.00	0	719,048.48	74	49,626.48	976,941.00	208,266.04
TOTAL EXPENDITURES	267,311.52	1,848,218.40	50	230,632.56	6	2,471,232.60	59	61,940.48	4,173,685.00	1,640,511.92
OTHER FINANCING SOURCES (USES)										
6001 OTHER FINANCING SOURCES	0.00	0.00	0	0.00	0	0.00	0	0.00	48,000.00	48,000.00
7001 OTHER FINANCING USES	0.00	0.00	0	0.00	0	-120,000.00	100	0.00	-120,000.00	0.00
TOTAL OTHER FINANCING SOURCES (USES)	0.00	0.00		0.00		-120,000.00		0.00	-72,000.00	48,000.00
NET CHANGE IN FUND BALANCE	-187,929.60	-86,061.74		201,244.49		-608,200.48		-61,940.48	-267,471.00	402,669.96



FUND DEPT 2083-062 : COUNTY HIGHWAY - HIGHWAY BUILDING CAPITAL

9/12/2023 10:01:22 AM

PERIOD ENDING 8/31/2023

	ACTUAL LAST YEAR			ACTUAL THIS YEAR				ENCUMBRANCE	BUDGET	UNENCUMBERED BALANCE
	CURRENT MONTH	YEAR TO DATE	%	CURRENT MONTH	%	YEAR TO DATE	%			
REVENUES										
TOTAL REVENUES	0.00	0.00	0	0.00	0	0.00	0	0.00	0.00	0.00
EXPENDITURES										
5020 SERVICES	0.00	0.00	0	0.00	0	0.00	0	0.00	100,000.00	100,000.00
8000 CAPITAL OUTLAY	0.00	221,120.50	81	0.00	0	0.00	0	0.00	0.00	0.00
TOTAL EXPENDITURES	0.00	221,120.50	59	0.00	0	0.00	0	0.00	100,000.00	100,000.00
OTHER FINANCING SOURCES (USES)										
6001 OTHER FINANCING SOURCES	0.00	0.00	0	0.00	0	120,000.00	100	0.00	120,000.00	0.00
TOTAL OTHER FINANCING SOURCES (USES)	0.00	0.00		0.00		120,000.00		0.00	120,000.00	0.00
NET CHANGE IN FUND BALANCE	0.00	-221,120.50		0.00		120,000.00		0.00	20,000.00	-100,000.00



FUND DEPT 2084-060 : COUNTY BRIDGE - HIGHWAY

9/12/2023 10:01:22 AM

PERIOD ENDING 8/31/2023

	ACTUAL LAST YEAR			ACTUAL THIS YEAR				ENCUMBRANCE	BUDGET	UNENCUMBERED BALANCE
	CURRENT MONTH	YEAR TO DATE	%	CURRENT MONTH	%	YEAR TO DATE	%			
REVENUES										
4001 PROPERTY TAX	0.00	766,797.66	52	193,277.51	12	907,465.26	57	0.00	1,589,543.00	682,077.74
4004 INTERGOVERNMENTAL REVENUE	0.00	750.00	2	0.00	0	0.00	0	0.00	5,000.00	5,000.00
4008 INVESTMENT EARNINGS	3,386.71	8,446.91	422	6,316.64	632	-86,585.81	8659	0.00	1,000.00	87,585.81
4009 MISCELLANEOUS REVENUES	0.00	0.00	0	0.00	0	4,490.00	0	0.00	0.00	-4,490.00
TOTAL REVENUES	3,386.71	775,994.57	51	199,594.15	13	825,369.45	52	0.00	1,595,543.00	770,173.55
EXPENDITURES										
5020 SERVICES	15,492.33	126,573.69	48	11,791.53	5	168,079.18	73	0.00	230,000.00	61,920.82
8000 CAPITAL OUTLAY	106,457.50	867,659.34	69	20,094.00	1	874,386.41	64	0.00	1,365,543.00	491,156.59
TOTAL EXPENDITURES	121,949.83	994,233.03	65	31,885.53	2	1,042,465.59	65	0.00	1,595,543.00	553,077.41
OTHER FINANCING SOURCES (USES)										
TOTAL OTHER FINANCING SOURCES (USES)	0.00	0.00		0.00		0.00		0.00	0.00	0.00
NET CHANGE IN FUND BALANCE	-118,563.12	-218,238.46		167,708.62		-217,096.14		0.00	0.00	217,096.14



FUND DEPT 2085-060 : COUNTY MOTOR FUEL TAX - HIGHWAY

9/12/2023 10:01:22 AM

PERIOD ENDING 8/31/2023

	ACTUAL LAST YEAR			ACTUAL THIS YEAR				ENCUMBRANCE	BUDGET	UNENCUMBERED BALANCE
	CURRENT MONTH	YEAR TO DATE	%	CURRENT MONTH	%	YEAR TO DATE	%			
REVENUES										
4004 INTERGOVERNMENTAL REVENUE	310,745.98	3,001,897.29	64	672,247.42	19	2,186,851.61	60	0.00	3,630,000.00	1,443,148.39
4007 CHARGES FOR SERVICES	0.00	353.21	0	0.00	0	0.00	0	0.00	2,000.00	2,000.00
4008 INVESTMENT EARNINGS	16,463.84	39,970.55	799	46,582.86	466	-730,993.39	731	0.00	10,000.00	740,993.39
							0			
4009 MISCELLANEOUS REVENUES	0.00	0.00	0	0.00	0	145.45	0	0.00	0.00	-145.45
TOTAL REVENUES	327,209.82	3,042,221.05	65	718,830.28	20	1,456,003.67	40	0.00	3,642,000.00	2,185,996.33
EXPENDITURES										
5001 SALARIES AND WAGES	13,549.08	114,710.94	65	13,928.08	8	117,932.34	65	0.00	180,154.00	62,221.66
5020 SERVICES	179,938.45	699,400.93	44	64,308.48	4	591,116.86	39	0.00	1,529,000.00	937,883.14
8000 CAPITAL OUTLAY	135,022.23	385,602.62	32	0.00	0	64,734.00	1	0.00	6,100,000.00	6,035,266.00
TOTAL EXPENDITURES	328,509.76	1,199,714.49	41	78,236.56	1	773,783.20	10	0.00	7,809,154.00	7,035,370.80
NET CHANGE IN FUND BALANCE	-1,299.94	1,842,506.56		640,593.72		682,220.47		0.00	-4,167,154.00	-4,849,374.47



FUND DEPT 2088-044 : ILL.MUNICIPAL RETIREMENT - NURSING HOME

9/12/2023 10:01:22 AM

PERIOD ENDING 8/31/2023

	ACTUAL LAST YEAR			ACTUAL THIS YEAR				ENCUMBRANCE	BUDGET	UNENCUMBERED BALANCE
	CURRENT MONTH	YEAR TO DATE	%	CURRENT MONTH	%	YEAR TO DATE	%			
EXPENDITURES										
TOTAL EXPENDITURES	<i>0.00</i>	<i>0.00</i>	<i>0</i>	<i>0.00</i>	<i>0</i>	<i>0.00</i>	<i>0</i>	<i>0.00</i>	<i>0.00</i>	<i>0.00</i>
OTHER FINANCING SOURCES (USES)										
TOTAL OTHER FINANCING SOURCES (USES)	<i>0.00</i>	<i>0.00</i>		<i>0.00</i>		<i>0.00</i>		<i>0.00</i>	<i>0.00</i>	<i>0.00</i>
NET CHANGE IN FUND BALANCE	0.00	0.00		0.00		0.00		0.00	0.00	0.00



FUND DEPT 2088-073 : ILL.MUNICIPAL RETIREMENT - ILL.MUNICIPAL RETIREMENT

9/12/2023 10:01:22 AM

PERIOD ENDING 8/31/2023

	ACTUAL LAST YEAR			ACTUAL THIS YEAR				ENCUMBRANCE	BUDGET	UNENCUMBERED BALANCE
	CURRENT MONTH	YEAR TO DATE	%	CURRENT MONTH	%	YEAR TO DATE	%			
REVENUES										
4001 PROPERTY TAX	66,567.50	1,493,414.10	52	247,132.46	12	1,160,322.19	57	0.00	2,039,845.00	879,522.81
4004 INTERGOVERNMENTAL REVENUE	124,000.00	124,000.00	100	0.00	0	124,000.00	100	0.00	124,000.00	0.00
4008 INVESTMENT EARNINGS	1,289.20	2,358.72	277	4,273.65	855	23,425.65	468 5	0.00	500.00	-22,925.65
TOTAL REVENUES	191,856.70	1,619,772.82	54	251,406.11	12	1,307,747.84	60	0.00	2,164,345.00	856,597.16
EXPENDITURES										
5003 FRINGE BENEFITS	174,946.08	1,532,885.07	38	755,156.29	35	1,535,517.39	71	0.00	2,163,845.00	628,327.61
TOTAL EXPENDITURES	174,946.08	1,532,885.07	38	755,156.29	35	1,535,517.39	71	0.00	2,163,845.00	628,327.61
OTHER FINANCING SOURCES (USES)										
6001 OTHER FINANCING SOURCES	0.00	6,302.44	1	-6,556.20	0	0.00	0	0.00	0.00	0.00
TOTAL OTHER FINANCING SOURCES (USES)	0.00	6,302.44		-6,556.20		0.00		0.00	0.00	0.00
NET CHANGE IN FUND BALANCE	16,910.62	93,190.19		-510,306.38		-227,769.55		0.00	500.00	228,269.55



FUND DEPT 2089-018 : COUNTY PUBLIC HEALTH FUND - C-U PUBLIC HEALTH DISTRICT

9/12/2023 10:01:22 AM

PERIOD ENDING 8/31/2023

	ACTUAL LAST YEAR			ACTUAL THIS YEAR				ENCUMBRANCE	BUDGET	UNENCUMBERED BALANCE
	CURRENT MONTH	YEAR TO DATE	%	CURRENT MONTH	%	YEAR TO DATE	%			
REVENUES										
4001 PROPERTY TAX	17,863.81	400,767.22	52	102,186.14	12	479,779.06	57	0.00	848,271.00	368,491.94
TOTAL REVENUES	17,863.81	400,767.22	52	102,186.14	12	479,779.06	57	0.00	848,271.00	368,491.94
EXPENDITURES										
5020 SERVICES	17,863.81	400,767.22	52	102,186.14	12	481,018.64	57	0.00	849,511.00	368,492.36
TOTAL EXPENDITURES	17,863.81	400,767.22	52	102,186.14	12	481,018.64	57	0.00	849,511.00	368,492.36
NET CHANGE IN FUND BALANCE	0.00	0.00		0.00		-1,239.58		0.00	-1,240.00	-0.42




FUND DEPT 2089-049 : COUNTY PUBLIC HEALTH FUND - BOARD OF HEALTH

9/12/2023 10:01:22 AM

PERIOD ENDING 8/31/2023

	ACTUAL LAST YEAR			ACTUAL THIS YEAR				ENCUMBRANCE	BUDGET	UNENCUMBERED BALANCE
	CURRENT MONTH	YEAR TO DATE	%	CURRENT MONTH	%	YEAR TO DATE	%			
REVENUES										
4001 PROPERTY TAX	14,404.63	323,162.01	52	80,321.69	12	377,122.28	56	0.00	670,307.00	293,184.72
4004 INTERGOVERNMENTAL REVENUE	77,500.99	955,362.02	58	98,054.64	21	221,435.58	48	0.00	459,146.00	237,710.42
4006 LICENSES AND PERMITS	3,972.00	48,558.00	35	0.00	0	120,498.50	90	0.00	134,128.00	13,629.50
4008 INVESTMENT EARNINGS	809.03	2,501.27	116 9	1,679.98	96	8,626.42	493	0.00	1,750.00	-6,876.42
4009 MISCELLANEOUS REVENUES	4,906.29	6,037.56	235	0.00	0	1,067.18	174	0.00	614.00	-453.18
TOTAL REVENUES	101,592.94	1,335,620.86	56	180,056.31	14	728,749.96	58	0.00	1,265,945.00	537,195.04
EXPENDITURES										
5020 SERVICES	306,234.80	1,071,405.03	41	165,285.35	12	658,037.90	49	0.00	1,337,945.00	679,907.10
TOTAL EXPENDITURES	306,234.80	1,071,405.03	41	165,285.35	12	658,037.90	49	0.00	1,337,945.00	679,907.10
OTHER FINANCING SOURCES (USES)										
TOTAL OTHER FINANCING SOURCES (USES)	0.00	0.00		0.00		0.00		0.00	0.00	0.00
NET CHANGE IN FUND BALANCE	-204,641.86	264,215.83		14,770.96		70,712.06		0.00	-72,000.00	-142,712.06



FUND DEPT 2090-053 : MENTAL HEALTH - MENTAL HEALTH BOARD

9/12/2023 10:01:22 AM

PERIOD ENDING 8/31/2023

	ACTUAL LAST YEAR			ACTUAL THIS YEAR				ENCUMBRANCE	BUDGET	UNENCUMBERED BALANCE
	CURRENT MONTH	YEAR TO DATE	%	CURRENT MONTH	%	YEAR TO DATE	%			
REVENUES										
4001 PROPERTY TAX	127,163.86	2,852,868.27	52	718,663.76	12	3,374,230.38	57	0.00	5,916,892.00	2,542,661.62
4004 INTERGOVERNMENTAL REVENUE	32,952.00	230,664.00	58	33,926.00	8	271,408.00	67	0.00	407,118.00	135,710.00
4008 INVESTMENT EARNINGS	4,892.95	11,402.89	570	8,569.59	286	38,598.69	128 7	0.00	3,000.00	-35,598.69
4009 MISCELLANEOUS REVENUES	3,200.00	74,923.00	156	2,550.00	6	15,406.00	37	0.00	42,000.00	26,594.00
TOTAL REVENUES	168,208.81	3,169,858.16	53	763,709.35	12	3,699,643.07	58	0.00	6,369,010.00	2,669,366.93
EXPENDITURES										
5001 SALARIES AND WAGES	35,184.80	287,371.85	63	38,606.75	8	303,629.70	63	0.00	480,310.00	176,680.30
5003 FRINGE BENEFITS	9,123.97	68,928.86	53	13,064.30	10	69,937.15	55	0.00	126,371.00	56,433.85
5010 COMMODITIES	701.82	9,272.30	63	2,851.96	13	7,968.74	38	0.00	21,135.00	13,166.26
5020 SERVICES	986,179.36	4,191,279.64	73	24,329.84	0	3,706,145.78	66	0.00	5,596,659.00	1,890,513.22
TOTAL EXPENDITURES	1,031,189.95	4,556,852.65	72	78,852.85	1	4,087,681.37	66	0.00	6,224,475.00	2,136,793.63
OTHER FINANCING SOURCES (USES)										
7001 OTHER FINANCING USES	0.00	0.00	0	-127,535.00	88	-127,535.00	88	0.00	-144,535.00	-17,000.00
TOTAL OTHER FINANCING SOURCES (USES)	0.00	0.00		-127,535.00		-127,535.00		0.00	-144,535.00	-17,000.00
NET CHANGE IN FUND BALANCE	-862,981.14	-1,386,994.49		557,321.50		-515,573.30		0.00	0.00	515,573.30



FUND DEPT 2091-047 : ANIMAL CONTROL - ANIMAL CONTROL ADMIN

9/12/2023 10:01:22 AM

PERIOD ENDING 8/31/2023

	ACTUAL LAST YEAR			ACTUAL THIS YEAR				ENCUMBRANCE	BUDGET	UNENCUMBERED BALANCE
	CURRENT MONTH	YEAR TO DATE	%	CURRENT MONTH	%	YEAR TO DATE	%			
REVENUES										
4006 LICENSES AND PERMITS	39,348.00	200,955.00	59	15,600.00	5	103,585.00	31	0.00	335,000.00	231,415.00
4008 INVESTMENT EARNINGS	748.45	1,836.87	184	1,344.73	134	7,731.88	773	0.00	1,000.00	-6,731.88
4009 MISCELLANEOUS REVENUES	0.00	142.00	0	0.00	0	0.00	0	0.00	0.00	0.00
TOTAL REVENUES	40,096.45	202,933.87	60	16,944.73	5	111,316.88	33	0.00	336,000.00	224,683.12
EXPENDITURES										
5001 SALARIES AND WAGES	12,049.54	93,851.31	56	13,458.94	8	112,646.35	69	0.00	164,278.50	51,632.15
5003 FRINGE BENEFITS	4,815.39	26,488.70	38	3,902.46	6	24,423.15	36	0.00	67,019.00	42,595.85
5010 COMMODITIES	1,461.08	8,344.23	66	1,945.28	12	10,079.24	63	0.00	15,952.15	5,872.91
5020 SERVICES	3,701.02	32,726.83	49	2,722.00	5	21,648.03	43	0.00	50,392.85	28,744.82
TOTAL EXPENDITURES	22,027.03	161,411.07	48	22,028.68	7	168,796.77	57	0.00	297,642.50	128,845.73
OTHER FINANCING SOURCES (USES)										
TOTAL OTHER FINANCING SOURCES (USES)	0.00	0.00		0.00		0.00		0.00	0.00	0.00
NET CHANGE IN FUND BALANCE	18,069.42	41,522.80		-5,083.95		-57,479.89		0.00	38,357.50	95,837.39




FUND DEPT 2091-247 : ANIMAL CONTROL - ANIMAL WARDEN SERVICES

9/12/2023 10:01:22 AM

PERIOD ENDING 8/31/2023

	ACTUAL LAST YEAR			ACTUAL THIS YEAR				ENCUMBRANCE	BUDGET	UNENCUMBERED BALANCE
	CURRENT MONTH	YEAR TO DATE	%	CURRENT MONTH	%	YEAR TO DATE	%			
REVENUES										
4004 INTERGOVERNMENTAL REVENUE	57,881.66	169,756.77	86	0.00	0	117,130.85	62	0.00	188,288.00	71,157.15
4005 FINES AND FORFEITURES	3,429.00	13,009.00	130	125.00	1	4,300.00	39	0.00	11,000.00	6,700.00
4009 MISCELLANEOUS REVENUES	0.00	0.00	0	19.80	0	19.80	0	0.00	0.00	-19.80
TOTAL REVENUES	61,310.66	182,765.77	87	144.80	0	121,450.65	61	0.00	199,288.00	77,837.35
EXPENDITURES										
5001 SALARIES AND WAGES	9,687.19	78,994.57	61	10,762.69	8	49,309.06	35	0.00	141,431.00	92,121.94
5003 FRINGE BENEFITS	3,893.47	24,136.91	41	1,529.96	3	6,714.24	11	0.00	60,643.00	53,928.76
5010 COMMODITIES	3,125.31	16,531.27	38	3,137.24	13	13,034.20	53	0.00	24,600.00	11,565.80
5020 SERVICES	1,806.68	6,690.89	37	1,587.30	7	11,250.29	46	0.00	24,350.00	13,099.71
8000 CAPITAL OUTLAY	0.00	51,107.00	100	0.00	0	0.00	0	0.00	4,500.00	4,500.00
TOTAL EXPENDITURES	18,512.65	177,460.64	59	17,017.19	7	80,307.79	31	0.00	255,524.00	175,216.21
NET CHANGE IN FUND BALANCE	42,798.01	5,305.13		-16,872.39		41,142.86		0.00	-56,236.00	-97,378.86



FUND DEPT 2091-248 : ANIMAL CONTROL - ANIMAL IMPOUND SERVICES

9/12/2023 10:01:22 AM

PERIOD ENDING 8/31/2023

	ACTUAL LAST YEAR			ACTUAL THIS YEAR				ENCUMBRANCE	BUDGET	UNENCUMBERED BALANCE
	CURRENT MONTH	YEAR TO DATE	%	CURRENT MONTH	%	YEAR TO DATE	%			
REVENUES										
4004 INTERGOVERNMENTAL REVENUE	30,576.70	116,679.31	70	0.00	0	43,930.29	18	0.00	242,289.00	198,358.71
4005 FINES AND FORFEITURES	2,350.00	12,328.10	28	924.00	6	11,422.00	76	0.00	15,000.00	3,578.00
4009 MISCELLANEOUS REVENUES	0.00	0.00	0	0.00	0	19.95	0	0.00	0.00	-19.95
TOTAL REVENUES	32,926.70	129,007.41	61	924.00	0	55,372.24	22	0.00	257,289.00	201,916.76
EXPENDITURES										
5001 SALARIES AND WAGES	9,805.58	83,505.39	59	8,754.41	5	89,418.65	56	0.00	160,129.50	70,710.85
5003 FRINGE BENEFITS	4,085.03	23,362.15	38	2,195.28	4	18,071.67	35	0.00	52,194.00	34,122.33
5010 COMMODITIES	2,534.78	16,520.45	49	6,233.08	19	28,699.15	90	0.00	32,040.00	3,340.85
5020 SERVICES	0.00	772.25	7	175.83	2	2,374.94	30	0.00	7,960.00	5,585.06
TOTAL EXPENDITURES	16,425.39	124,160.24	50	17,358.60	7	138,564.41	55	0.00	252,323.50	113,759.09
NET CHANGE IN FUND BALANCE	16,501.31	4,847.17		-16,434.60		-83,192.17		0.00	4,965.50	88,157.67



FUND DEPT 2092-074 : LAW LIBRARY - LAW LIBRARY

9/12/2023 10:01:22 AM

PERIOD ENDING 8/31/2023

	ACTUAL LAST YEAR			ACTUAL THIS YEAR				ENCUMBRANCE	BUDGET	UNENCUMBERED BALANCE
	CURRENT MONTH	YEAR TO DATE	%	CURRENT MONTH	%	YEAR TO DATE	%			
REVENUES										
4007 CHARGES FOR SERVICES	0.00	39,588.75	49	13,906.00	20	48,675.25	70	0.00	70,000.00	21,324.75
4008 INVESTMENT EARNINGS	167.33	505.48	505	505.63	506	2,359.89	2360	0.00	100.00	-2,259.89
4009 MISCELLANEOUS REVENUES	0.00	715.00	0	0.00	0	560.00	0	0.00	0.00	-560.00
TOTAL REVENUES	167.33	40,809.23	51	14,411.63	21	51,595.14	74	0.00	70,100.00	18,504.86
EXPENDITURES										
5010 COMMODITIES	5,402.28	35,297.61	79	1,844.09	8	18,676.84	76	0.00	24,495.00	5,818.16
5020 SERVICES	287.41	21,936.84	59	445.97	1	13,399.03	35	0.00	38,340.00	24,940.97
TOTAL EXPENDITURES	5,689.69	57,234.45	70	2,290.06	4	32,075.87	51	0.00	62,835.00	30,759.13
OTHER FINANCING SOURCES (USES)										
TOTAL OTHER FINANCING SOURCES (USES)	0.00	0.00		0.00		0.00		0.00	0.00	0.00
NET CHANGE IN FUND BALANCE	-5,522.36	-16,425.22		12,121.57		19,519.27		0.00	7,265.00	-12,254.27



FUND DEPT 2093-031 : FORECLOSURE MEDIATION FND - CIRCUIT COURT

9/12/2023 10:01:22 AM

PERIOD ENDING 8/31/2023

	ACTUAL LAST YEAR			ACTUAL THIS YEAR				ENCUMBRANCE	BUDGET	UNENCUMBERED BALANCE
	CURRENT MONTH	YEAR TO DATE	%	CURRENT MONTH	%	YEAR TO DATE	%			
REVENUES										
4007 CHARGES FOR SERVICES	0.00	150.00	1	3,700.00	37	3,850.00	38	0.00	10,000.00	6,150.00
4008 INVESTMENT EARNINGS	25.70	79.20	79	62.52	156	217.48	544	0.00	40.00	-177.48
TOTAL REVENUES	25.70	229.20	1	3,762.52	37	4,067.48	41	0.00	10,040.00	5,972.52
EXPENDITURES										
5001 SALARIES AND WAGES	956.67	6,915.48	49	0.00	0	0.00	0	0.00	0.00	0.00
5003 FRINGE BENEFITS	126.90	658.17	48	0.00	0	0.00	0	0.00	0.00	0.00
5010 COMMODITIES	0.00	0.00	0	0.00	0	0.00	0	0.00	100.00	100.00
5020 SERVICES	600.00	1,400.00	7	7.52	0	59.95	1	0.00	7,800.00	7,740.05
TOTAL EXPENDITURES	1,683.57	8,973.65	26	7.52	0	59.95	1	0.00	7,900.00	7,840.05
OTHER FINANCING SOURCES (USES)										
6001 OTHER FINANCING SOURCES	0.00	0.00	0	19,900.00	0	19,900.00	0	0.00	0.00	-19,900.00
TOTAL OTHER FINANCING SOURCES (USES)	0.00	0.00		19,900.00		19,900.00		0.00	0.00	-19,900.00
NET CHANGE IN FUND BALANCE	-1,657.87	-8,744.45		23,655.00		23,907.53		0.00	2,140.00	-21,767.53




FUND DEPT 2101-054 : I/DD SPECIAL INITIATIVES - CILA PROJECT

9/12/2023 10:01:22 AM

PERIOD ENDING 8/31/2023

	ACTUAL LAST YEAR			ACTUAL THIS YEAR				ENCUMBRANCE	BUDGET	UNENCUMBERED BALANCE
	CURRENT MONTH	YEAR TO DATE	%	CURRENT MONTH	%	YEAR TO DATE	%			
REVENUES										
4008 INVESTMENT EARNINGS	1,203.36	3,118.60	155 9	2,353.58	235	12,224.51	122 2	0.00	1,000.00	-11,224.51
4009 MISCELLANEOUS REVENUES	0.00	260,368.90	0	0.00	0	0.00	0	0.00	0.00	0.00
TOTAL REVENUES	1,203.36	263,487.50	131 744	2,353.58	235	12,224.51	122 2	0.00	1,000.00	-11,224.51
EXPENDITURES										
5010 COMMODITIES	0.00	0.00	0	0.00	0	0.00	0	0.00	5,063.00	5,063.00
5020 SERVICES	0.00	13,478.33	40	0.00	0	47,666.00	14	0.00	345,937.00	298,271.00
TOTAL EXPENDITURES	0.00	13,478.33	27	0.00	0	47,666.00	14	0.00	351,000.00	303,334.00
OTHER FINANCING SOURCES (USES)										
6001 OTHER FINANCING SOURCES	0.00	50,000.00	100	0.00	0	50,000.00	100	0.00	50,000.00	0.00
TOTAL OTHER FINANCING SOURCES (USES)	0.00	50,000.00		0.00		50,000.00		0.00	50,000.00	0.00
NET CHANGE IN FUND BALANCE	1,203.36	300,009.17		2,353.58		14,558.51		0.00	-300,000.00	-314,558.51



FUND DEPT 2103-060 : HWY FED AID MATCHING FUND - HIGHWAY

9/12/2023 10:01:22 AM

PERIOD ENDING 8/31/2023

	ACTUAL LAST YEAR			ACTUAL THIS YEAR				ENCUMBRANCE	BUDGET	UNENCUMBERED BALANCE
	CURRENT MONTH	YEAR TO DATE	%	CURRENT MONTH	%	YEAR TO DATE	%			
REVENUES										
4001 PROPERTY TAX	0.00	61,918.92	52	16,157.82	13	75,864.56	59	0.00	128,348.00	52,483.44
4008 INVESTMENT EARNINGS										
	860.50	2,056.54	0	2,100.55	280	-32,340.12	431	0.00	750.00	33,090.12
							2			
TOTAL REVENUES	860.50	63,975.46	54	18,258.37	14	43,524.44	34	0.00	129,098.00	85,573.56
EXPENDITURES										
TOTAL EXPENDITURES	0.00	0.00	0	0.00	0	0.00	0	0.00	0.00	0.00
OTHER FINANCING SOURCES (USES)										
TOTAL OTHER FINANCING SOURCES (USES)	0.00	0.00		0.00		0.00		0.00	0.00	0.00
NET CHANGE IN FUND BALANCE	860.50	63,975.46		18,258.37		43,524.44		0.00	129,098.00	85,573.56



FUND DEPT 2104-104 : EARLY CHILDHOOD FUND - EARLY CHILDHOOD DEVELOPMENT

9/12/2023 10:01:22 AM

PERIOD ENDING 8/31/2023

	ACTUAL LAST YEAR			ACTUAL THIS YEAR				ENCUMBRANCE	BUDGET	UNENCUMBERED BALANCE
	CURRENT MONTH	YEAR TO DATE	%	CURRENT MONTH	%	YEAR TO DATE	%			
REVENUES										
4004 INTERGOVERNMENTAL REVENUE	844,998.05	6,330,768.53	49	1,040,783.90	8	7,785,275.83	60	0.00	13,050,000.00	5,264,724.17
4007 CHARGES FOR SERVICES	2,300.00	38,000.00	30	8,800.00	7	223,284.50	172	0.00	130,000.00	-93,284.50
4008 INVESTMENT EARNINGS	8,189.45	20,411.42	204	13,598.63	272	122,554.28	245 1	0.00	5,000.00	-117,554.28
4009 MISCELLANEOUS REVENUES	5,247.00	394,084.37	303 1	-2,343.99	-4	3,042.44	6	0.00	55,000.00	51,957.56
TOTAL REVENUES	860,734.50	6,783,264.32	52	1,060,838.54	8	8,134,157.05	61	0.00	13,240,000.00	5,105,842.95
EXPENDITURES										
5001 SALARIES AND WAGES	371,690.67	3,321,582.61	54	317,208.05	5	3,784,605.12	60	0.00	6,344,785.96	2,560,180.84
5003 FRINGE BENEFITS	139,878.76	1,003,985.56	47	154,551.98	8	971,687.72	49	0.00	1,988,451.39	1,016,763.67
5010 COMMODITIES	18,775.36	296,432.71	43	37,982.91	4	467,206.15	54	24,260.08	868,369.73	376,903.50
5020 SERVICES	237,210.47	1,783,050.42	48	444,052.82	16	1,703,869.21	60	29,228.80	2,860,430.08	1,127,332.07
8000 CAPITAL OUTLAY	0.00	32,018.58	100	0.00	0	375,571.83	90	0.00	415,433.62	39,861.79
TOTAL EXPENDITURES	767,555.26	6,437,069.88	51	953,795.76	8	7,302,940.03	59	53,488.88	12,477,470.78	5,121,041.87
OTHER FINANCING SOURCES (USES)										
7001 OTHER FINANCING USES	0.00	0.00	0	0.00	0	0.00	0	0.00	-628,029.22	-628,029.22
TOTAL OTHER FINANCING SOURCES (USES)	0.00	0.00		0.00		0.00		0.00	-628,029.22	-628,029.22
NET CHANGE IN FUND BALANCE	93,179.24	346,194.44		107,042.78		831,217.02		-53,488.88	134,500.00	-643,228.14



FUND DEPT 2106-010 : PUBL SAFETY SALES TAX FND - COUNTY BOARD

9/12/2023 10:01:22 AM

PERIOD ENDING 8/31/2023

	ACTUAL LAST YEAR			ACTUAL THIS YEAR				ENCUMBRANCE	BUDGET	UNENCUMBERED BALANCE
	CURRENT MONTH	YEAR TO DATE	%	CURRENT MONTH	%	YEAR TO DATE	%			
REVENUES										
4002 LOCAL SALES TAX	358,600.72	1,857,153.06	57	0.00	0	1,311,101.86	38	0.00	3,457,442.00	2,146,340.14
4008 INVESTMENT EARNINGS	7,558.36	17,565.11	878	21,646.20	433	89,353.41	178 7	0.00	5,000.00	-84,353.41
TOTAL REVENUES	366,159.08	1,874,718.17	58	21,646.20	1	1,400,455.27	40	0.00	3,462,442.00	2,061,986.73
EXPENDITURES										
5020 SERVICES	87,802.28	663,449.58	74	105,637.84	10	585,934.08	58	17,890.00	1,008,000.00	404,175.92
5050 INTEREST AND FISCAL CHARGES	0.00	277.08	18	0.00	0	0.00	0	0.00	2,500.00	2,500.00
TOTAL EXPENDITURES	87,802.28	663,726.66	74	105,637.84	10	585,934.08	58	17,890.00	1,010,500.00	406,675.92
OTHER FINANCING SOURCES (USES)										
7001 OTHER FINANCING USES	0.00	0.00	0	0.00	0	0.00	0	0.00	-2,020,315.00	-2,020,315.00
TOTAL OTHER FINANCING SOURCES (USES)	0.00	0.00		0.00		0.00		0.00	-2,020,315.00	-2,020,315.00
NET CHANGE IN FUND BALANCE	278,356.80	1,210,991.51		-83,991.64		814,521.19		-17,890.00	431,627.00	-365,004.19



FUND DEPT 2106-013 : PUBL SAFETY SALES TAX FND - DEBT SERVICE

9/12/2023 10:01:22 AM

PERIOD ENDING 8/31/2023

	ACTUAL LAST YEAR			ACTUAL THIS YEAR				ENCUMBRANCE	BUDGET	UNENCUMBERED BALANCE
	CURRENT MONTH	YEAR TO DATE	%	CURRENT MONTH	%	YEAR TO DATE	%			
REVENUES										
4002 LOCAL SALES TAX	204,609.00	1,227,654.00	50	0.00	0	1,312,330.00	42	0.00	3,142,558.00	1,830,228.00
TOTAL REVENUES	204,609.00	1,227,654.00	50	0.00	0	1,312,330.00	42	0.00	3,142,558.00	1,830,228.00
EXPENDITURES										
5050 INTEREST AND FISCAL CHARGES	0.00	321,641.24	13	0.00	0	668,720.03	22	0.00	3,033,875.00	2,365,154.97
TOTAL EXPENDITURES	0.00	321,641.24	13	0.00	0	668,720.03	22	0.00	3,033,875.00	2,365,154.97
NET CHANGE IN FUND BALANCE	204,609.00	906,012.76		0.00		643,609.97		0.00	108,683.00	-534,926.97



FUND DEPT 2106-060 : PUBL SAFETY SALES TAX FND - HIGHWAY

9/12/2023 10:01:22 AM

PERIOD ENDING 8/31/2023

	ACTUAL LAST YEAR			ACTUAL THIS YEAR				ENCUMBRANCE	BUDGET	UNENCUMBERED BALANCE
	CURRENT MONTH	YEAR TO DATE	%	CURRENT MONTH	%	YEAR TO DATE	%			
REVENUES										
TOTAL REVENUES	0.00	0.00	0	0.00	0	0.00	0	0.00	0.00	0.00
NET CHANGE IN FUND BALANCE	0.00	0.00		0.00		0.00		0.00	0.00	0.00



PERIOD ENDING 8/31/2023

	ACTUAL LAST YEAR			ACTUAL THIS YEAR				ENCUMBRANCE	BUDGET	UNENCUMBERED BALANCE
	CURRENT MONTH	YEAR TO DATE	%	CURRENT MONTH	%	YEAR TO DATE	%			
EXPENDITURES										
5020 SERVICES	0.00	27,205.38	25	15,416.34	7	30,832.68	14	0.00	219,516.00	188,683.32
TOTAL EXPENDITURES	0.00	27,205.38	25	15,416.34	7	30,832.68	14	0.00	219,516.00	188,683.32
NET CHANGE IN FUND BALANCE	0.00	-27,205.38		-15,416.34		-30,832.68		0.00	-219,516.00	-188,683.32



FUND DEPT 2106-237 : PUBL SAFETY SALES TAX FND - DELINQ PREVENTION GRANTS

9/12/2023 10:01:22 AM

PERIOD ENDING 8/31/2023

	ACTUAL LAST YEAR			ACTUAL THIS YEAR				ENCUMBRANCE	BUDGET	UNENCUMBERED BALANCE
	CURRENT MONTH	YEAR TO DATE	%	CURRENT MONTH	%	YEAR TO DATE	%			
EXPENDITURES										
5020 SERVICES	23,229.17	185,833.36	67	53,333.32	17	239,999.94	75	0.00	320,000.00	80,000.06
TOTAL EXPENDITURES	23,229.17	185,833.36	67	53,333.32	17	239,999.94	75	0.00	320,000.00	80,000.06
NET CHANGE IN FUND BALANCE	-23,229.17	-185,833.36		-53,333.32		-239,999.94		0.00	-320,000.00	-80,000.06



FUND DEPT 2107-010 : GEOGRAPHIC INF SYS FUND (GIS) - COUNTY BOARD

9/12/2023 10:01:22 AM

PERIOD ENDING 8/31/2023

	ACTUAL LAST YEAR			ACTUAL THIS YEAR				ENCUMBRANCE	BUDGET	UNENCUMBERED BALANCE
	CURRENT MONTH	YEAR TO DATE	%	CURRENT MONTH	%	YEAR TO DATE	%			
REVENUES										
4007 CHARGES FOR SERVICES	32,647.00	191,662.00	58	21,718.00	7	148,627.00	45	0.00	330,000.00	181,373.00
4008 INVESTMENT EARNINGS	757.92	2,063.20	103 2	1,404.73	140	6,955.16	696	0.00	1,000.00	-5,955.16
TOTAL REVENUES	33,404.92	193,725.20	59	23,122.73	7	155,582.16	47	0.00	331,000.00	175,417.84
EXPENDITURES										
5020 SERVICES	76,402.75	172,080.50	53	78,313.00	23	176,241.00	53	0.00	333,627.00	157,386.00
TOTAL EXPENDITURES	76,402.75	172,080.50	53	78,313.00	23	176,241.00	53	0.00	333,627.00	157,386.00
NET CHANGE IN FUND BALANCE	-42,997.83	21,644.70		-55,190.27		-20,658.84		0.00	-2,627.00	18,031.84




FUND DEPT 2108-050 : DEVLPMNTL DISABILITY FUND - DEVL MNTL DISABILITY BOARD

9/12/2023 10:01:22 AM


PERIOD ENDING 8/31/2023

	ACTUAL LAST YEAR			ACTUAL THIS YEAR				ENCUMBRANCE	BUDGET	UNENCUMBERED BALANCE
	CURRENT MONTH	YEAR TO DATE	%	CURRENT MONTH	%	YEAR TO DATE	%			
REVENUES										
4001 PROPERTY TAX	104,447.75	2,343,241.88	52	590,610.45	12	2,773,001.77	57	0.00	4,863,487.00	2,090,485.23
4008 INVESTMENT EARNINGS	3,476.17	7,794.76	779	7,870.14	394	31,892.28	159 5	0.00	2,000.00	-29,892.28
4009 MISCELLANEOUS REVENUES	0.00	0.00	0	0.00	0	1,537.00	31	0.00	5,000.00	3,463.00
TOTAL REVENUES	107,923.92	2,351,036.64	52	598,480.59	12	2,806,431.05	58	0.00	4,870,487.00	2,064,055.95
EXPENDITURES										
5020 SERVICES	1,045,464.00	3,093,271.00	69	201,547.00	4	3,073,463.00	64	0.00	4,824,487.00	1,751,024.00
TOTAL EXPENDITURES	1,045,464.00	3,093,271.00	69	201,547.00	4	3,073,463.00	64	0.00	4,824,487.00	1,751,024.00
OTHER FINANCING SOURCES (USES)										
6001 OTHER FINANCING SOURCES	0.00	0.00	0	0.00	0	0.00	0	0.00	4,000.00	4,000.00
7001 OTHER FINANCING USES	0.00	-50,000.00	100	0.00	0	-50,000.00	100	0.00	-50,000.00	0.00
TOTAL OTHER FINANCING SOURCES (USES)	0.00	-50,000.00		0.00		-50,000.00		0.00	-46,000.00	4,000.00
NET CHANGE IN FUND BALANCE	-937,540.08	-792,234.36		396,933.59		-317,031.95		0.00	0.00	317,031.95



PERIOD ENDING 8/31/2023

	ACTUAL LAST YEAR			ACTUAL THIS YEAR				ENCUMBRANCE	BUDGET	UNENCUMBERED BALANCE
	CURRENT MONTH	YEAR TO DATE	%	CURRENT MONTH	%	YEAR TO DATE	%			
REVENUES										
4004 INTERGOVERNMENTAL REVENUE	0.00	0.00	0	0.00	0	0.00	0	0.00	5,469,000.00	5,469,000.00
TOTAL REVENUES	0.00	0.00	0	0.00	0	0.00	0	0.00	5,469,000.00	5,469,000.00
EXPENDITURES										
5001 SALARIES AND WAGES	0.00	0.00	0	83,809.42	4	159,207.63	8	0.00	1,995,742.32	1,836,534.69
5003 FRINGE BENEFITS	0.00	0.00	0	18,747.60	3	26,238.26	5	0.00	572,913.30	546,675.04
5010 COMMODITIES	0.00	0.00	0	52,150.26	29	61,824.94	34	0.00	181,650.00	119,825.06
5020 SERVICES	0.00	0.00	0	102,829.30	5	115,356.29	6	0.00	2,093,694.38	1,978,338.09
8000 CAPITAL OUTLAY	0.00	0.00	0	179,205.26	29	249,345.26	40	14,298.52	625,000.00	361,356.22
TOTAL EXPENDITURES	0.00	0.00	0	436,741.84	8	611,972.38	11	14,298.52	5,469,000.00	4,842,729.10
OTHER FINANCING SOURCES (USES)										
TOTAL OTHER FINANCING SOURCES (USES)	0.00	0.00		0.00		0.00		0.00	0.00	0.00
NET CHANGE IN FUND BALANCE	0.00	0.00		-436,741.84		-611,972.38		-14,298.52	0.00	626,270.90



FUND DEPT 2110-110 : WORKFORCE DEVELOPMENT FND - WORKFORCE DEVELOPMENT

9/12/2023 10:01:22 AM

PERIOD ENDING 8/31/2023

	ACTUAL LAST YEAR			ACTUAL THIS YEAR				ENCUMBRANCE	BUDGET	UNENCUMBERED BALANCE
	CURRENT MONTH	YEAR TO DATE	%	CURRENT MONTH	%	YEAR TO DATE	%			
REVENUES										
4004 INTERGOVERNMENTAL REVENUE	7,212.78	1,777,115.18	40	216,487.88	8	1,536,125.80	57	0.00	2,705,000.00	1,168,874.20
4007 CHARGES FOR SERVICES	1,262.75	69,405.58	50	49,467.39	36	119,793.22	86	0.00	138,500.00	18,706.78
TOTAL REVENUES	8,475.53	1,846,520.76	40	265,955.27	9	1,655,919.02	58	0.00	2,843,500.00	1,187,580.98
EXPENDITURES										
5001 SALARIES AND WAGES	57,372.26	381,158.89	32	68,789.47	9	451,315.73	61	0.00	734,500.00	283,184.27
5003 FRINGE BENEFITS	15,326.36	88,883.43	21	23,830.73	8	112,050.71	37	0.00	302,000.00	189,949.29
5010 COMMODITIES	0.00	4,172.25	50	774.93	1	19,613.03	15	0.00	131,589.99	111,976.96
5020 SERVICES	270,231.26	1,548,073.79	53	210,835.95	13	1,211,033.08	72	0.00	1,671,260.01	460,226.93
8000 CAPITAL OUTLAY	0.00	158,975.00	100	0.00	0	0.00	0	0.00	0.00	0.00
TOTAL EXPENDITURES	342,929.88	2,181,263.36	46	304,231.08	11	1,794,012.55	63	0.00	2,839,350.00	1,045,337.45
OTHER FINANCING SOURCES (USES)										
6001 OTHER FINANCING SOURCES	0.00	0.00	0	0.00	0	0.00	0	0.00	50,000.00	50,000.00
7001 OTHER FINANCING USES	0.00	0.00	0	0.00	0	0.00	0	0.00	-50,000.00	-50,000.00
TOTAL OTHER FINANCING SOURCES (USES)	0.00	0.00		0.00		0.00		0.00	0.00	0.00
NET CHANGE IN FUND BALANCE	-334,454.35	-334,742.60		-38,275.81		-138,093.53		0.00	4,150.00	142,243.53



FUND DEPT 2120-060 : HWY IDOT REBUILD GRANT - HIGHWAY

9/12/2023 10:01:22 AM

PERIOD ENDING 8/31/2023

	ACTUAL LAST YEAR			ACTUAL THIS YEAR				ENCUMBRANCE	BUDGET	UNENCUMBERED BALANCE
	CURRENT MONTH	YEAR TO DATE	%	CURRENT MONTH	%	YEAR TO DATE	%			
REVENUES										
4004 INTERGOVERNMENTAL REVENUE	0.00	962,449.76	50	0.00	0	0.00	0	0.00	0.00	0.00
4008 INVESTMENT EARNINGS	5,796.25	15,415.88	514	0.00	0	0.00	0	0.00	2,000.00	2,000.00
TOTAL REVENUES	5,796.25	977,865.64	51	0.00	0	0.00	0	0.00	2,000.00	2,000.00
EXPENDITURES										
8000 CAPITAL OUTLAY	0.00	771,808.51	18	429,630.82	17	799,105.17	32	0.00	2,496,064.00	1,696,958.83
TOTAL EXPENDITURES	0.00	771,808.51	18	429,630.82	17	799,105.17	32	0.00	2,496,064.00	1,696,958.83
NET CHANGE IN FUND BALANCE	5,796.25	206,057.13		-429,630.82		-799,105.17		0.00	-2,494,064.00	-1,694,958.83




FUND DEPT 2121-060 : TWP IDOT REBUILD GRANT - HIGHWAY

9/12/2023 10:01:22 AM

PERIOD ENDING 8/31/2023

	ACTUAL LAST YEAR			ACTUAL THIS YEAR				ENCUMBRANCE	BUDGET	UNENCUMBERED BALANCE
	CURRENT MONTH	YEAR TO DATE	%	CURRENT MONTH	%	YEAR TO DATE	%			
REVENUES										
4004 INTERGOVERNMENTAL REVENUE	0.00	862,467.37	0	0.00	0	0.00	0	0.00	0.00	0.00
4008 INVESTMENT EARNINGS	2,548.39	8,123.76	0	0.00	0	0.00	0	0.00	0.00	0.00
TOTAL REVENUES	2,548.39	870,591.13	0	0.00	0	0.00	0	0.00	0.00	0.00
EXPENDITURES										
5020 SERVICES	417,076.97	1,550,321.35	10	121,268.05	2	1,730,621.28	35	0.00	5,000,000.00	3,269,378.72
TOTAL EXPENDITURES	417,076.97	1,550,321.35	10	121,268.05	2	1,730,621.28	35	0.00	5,000,000.00	3,269,378.72
NET CHANGE IN FUND BALANCE	-414,528.58	-679,730.22		-121,268.05		-1,730,621.28		0.00	-5,000,000.00	-3,269,378.72




FUND DEPT 2188-044 : SOCIAL SECURITY FUND - NURSING HOME

9/12/2023 10:01:22 AM

PERIOD ENDING 8/31/2023

	ACTUAL LAST YEAR			ACTUAL THIS YEAR				ENCUMBRANCE	BUDGET	UNENCUMBERED BALANCE
	CURRENT MONTH	YEAR TO DATE	%	CURRENT MONTH	%	YEAR TO DATE	%			
EXPENDITURES										
TOTAL EXPENDITURES	0.00	0.00	0	0.00	0	0.00	0	0.00	0.00	0.00
OTHER FINANCING SOURCES (USES)										
TOTAL OTHER FINANCING SOURCES (USES)	0.00	0.00		0.00		0.00		0.00	0.00	0.00
NET CHANGE IN FUND BALANCE	0.00	0.00		0.00		0.00		0.00	0.00	0.00



FUND DEPT 2188-075 : SOCIAL SECURITY FUND - GENERAL COUNTY

9/12/2023 10:01:22 AM

PERIOD ENDING 8/31/2023

	ACTUAL LAST YEAR			ACTUAL THIS YEAR				ENCUMBRANCE	BUDGET	UNENCUMBERED BALANCE
	CURRENT MONTH	YEAR TO DATE	%	CURRENT MONTH	%	YEAR TO DATE	%			
REVENUES										
4001 PROPERTY TAX	43,201.22	969,201.43	52	244,742.33	12	1,149,100.84	57	0.00	2,010,143.00	861,042.16
4008 INVESTMENT EARNINGS	1,130.99	2,346.82	0	2,914.34	324	13,449.47	149 4	0.00	900.00	-12,549.47
4009 MISCELLANEOUS REVENUES	0.00	0.00	0	0.00	0	0.01	0	0.00	0.00	-0.01
TOTAL REVENUES	44,332.21	971,548.25	52	247,656.67	12	1,162,550.32	58	0.00	2,011,043.00	848,492.68
EXPENDITURES										
5003 FRINGE BENEFITS	133,847.08	1,120,127.27	34	162,370.78	8	1,195,427.83	59	0.00	2,010,143.00	814,715.17
TOTAL EXPENDITURES	133,847.08	1,120,127.27	34	162,370.78	8	1,195,427.83	59	0.00	2,010,143.00	814,715.17
OTHER FINANCING SOURCES (USES)										
6001 OTHER FINANCING SOURCES	0.00	-6,302.44	0	-9,535.16	0	0.00	0	0.00	0.00	0.00
TOTAL OTHER FINANCING SOURCES (USES)	0.00	-6,302.44		-9,535.16		0.00		0.00	0.00	0.00
NET CHANGE IN FUND BALANCE	-89,514.87	-154,881.46		75,750.73		-32,877.51		0.00	900.00	33,777.51




FUND DEPT 2474-474 : RPC USDA REVOLVING LOANS - RPC USDA REVOLVING LOANS

9/12/2023 10:01:22 AM

PERIOD ENDING 8/31/2023

	ACTUAL LAST YEAR			ACTUAL THIS YEAR				ENCUMBRANCE	BUDGET	UNENCUMBERED BALANCE
	CURRENT MONTH	YEAR TO DATE	%	CURRENT MONTH	%	YEAR TO DATE	%			
REVENUES										
4008 INVESTMENT EARNINGS	1,570.92	10,278.08	69	1,437.66	10	8,004.00	53	0.00	15,030.00	7,026.00
TOTAL REVENUES	1,570.92	10,278.08	69	1,437.66	10	8,004.00	53	0.00	15,030.00	7,026.00
EXPENDITURES										
5020 SERVICES	0.00	0.00	0	0.00	0	0.00	0	0.00	35,000.00	35,000.00
TOTAL EXPENDITURES	0.00	0.00	0	0.00	0	0.00	0	0.00	35,000.00	35,000.00
OTHER FINANCING SOURCES (USES)										
7001 OTHER FINANCING USES	0.00	-2,422.44	35	0.00	0	-1,000.13	14	0.00	-7,000.00	-5,999.87
TOTAL OTHER FINANCING SOURCES (USES)	0.00	-2,422.44		0.00		-1,000.13		0.00	-7,000.00	-5,999.87
NET CHANGE IN FUND BALANCE	1,570.92	7,855.64		1,437.66		7,003.87		0.00	-26,970.00	-33,973.87



FUND DEPT 2475-475 : RPC ECON DEVELOPMNT LOANS - RPC ECON DEVELOPMNT LOANS

9/12/2023 10:01:22 AM

PERIOD ENDING 8/31/2023

	ACTUAL LAST YEAR			ACTUAL THIS YEAR				ENCUMBRANCE	BUDGET	UNENCUMBERED BALANCE
	CURRENT MONTH	YEAR TO DATE	%	CURRENT MONTH	%	YEAR TO DATE	%			
REVENUES										
4008 INVESTMENT EARNINGS	18,711.11	95,562.10	86	14,477.52	17	142,731.42	172	0.00	83,000.00	-59,731.42
TOTAL REVENUES	18,711.11	95,562.10	86	14,477.52	17	142,731.42	172	0.00	83,000.00	-59,731.42
EXPENDITURES										
5020 SERVICES	0.00	0.00	0	0.00	0	1,727,748.63	92	0.00	1,882,751.00	155,002.37
TOTAL EXPENDITURES	0.00	0.00	0	0.00	0	1,727,748.63	92	0.00	1,882,751.00	155,002.37
OTHER FINANCING SOURCES (USES)										
6001 OTHER FINANCING SOURCES	0.00	0.00	0	0.00	0	0.00	0	0.00	100,000.00	100,000.00
7001 OTHER FINANCING USES	-577.85	-1,759.71	2	0.00	0	-6,744.33	9	0.00	-78,500.00	-71,755.67
TOTAL OTHER FINANCING SOURCES (USES)	-577.85	-1,759.71		0.00		-6,744.33		0.00	21,500.00	28,244.33
NET CHANGE IN FUND BALANCE	18,133.26	93,802.39		14,477.52		-1,591,761.54		0.00	-1,778,251.00	-186,489.46



FUND DEPT 2609-026 : TAX INDEMNITY FUND - COUNTY TREASURER

9/12/2023 10:01:22 AM

PERIOD ENDING 8/31/2023

	ACTUAL LAST YEAR			ACTUAL THIS YEAR				ENCUMBRANCE	BUDGET	UNENCUMBERED BALANCE
	CURRENT MONTH	YEAR TO DATE	%	CURRENT MONTH	%	YEAR TO DATE	%			
REVENUES										
4007 CHARGES FOR SERVICES	0.00	0.00	0	0.00	0	718.00	0	0.00	0.00	-718.00
4008 INVESTMENT EARNINGS	0.00	0.00	0	1,299.97	0	4,999.40	0	0.00	0.00	-4,999.40
TOTAL REVENUES	0.00	0.00	0	1,299.97	0	5,717.40	0	0.00	0.00	-5,717.40
EXPENDITURES										
5020 SERVICES	0.00	0.00	0	0.00	0	99,000.00	100	0.00	99,000.00	0.00
TOTAL EXPENDITURES	0.00	0.00	0	0.00	0	99,000.00	100	0.00	99,000.00	0.00
OTHER FINANCING SOURCES (USES)										
TOTAL OTHER FINANCING SOURCES (USES)	0.00	0.00		0.00		0.00		0.00	0.00	0.00
NET CHANGE IN FUND BALANCE	0.00	0.00		1,299.97		-93,282.60		0.00	-99,000.00	-5,717.40



FUND DEPT 2610-026 : WORKING CASH FUND - COUNTY TREASURER

9/12/2023 10:01:22 AM

PERIOD ENDING 8/31/2023

	ACTUAL LAST YEAR			ACTUAL THIS YEAR				ENCUMBRANCE	BUDGET	UNENCUMBERED BALANCE
	CURRENT MONTH	YEAR TO DATE	%	CURRENT MONTH	%	YEAR TO DATE	%			
REVENUES										
4008 INVESTMENT EARNINGS	611.37	1,659.89	24	1,154.89	16	5,823.58	83	0.00	7,000.00	1,176.42
TOTAL REVENUES	611.37	1,659.89	24	1,154.89	16	5,823.58	83	0.00	7,000.00	1,176.42
OTHER FINANCING SOURCES (USES)										
7001 OTHER FINANCING USES	0.00	0.00	0	0.00	0	0.00	0	0.00	-7,000.00	-7,000.00
TOTAL OTHER FINANCING SOURCES (USES)	0.00	0.00		0.00		0.00		0.00	-7,000.00	-7,000.00
NET CHANGE IN FUND BALANCE	611.37	1,659.89		1,154.89		5,823.58		0.00	0.00	-5,823.58



FUND DEPT 2611-022 : COUNTY CLK SURCHARGE FUND - COUNTY CLERK

9/12/2023 10:01:22 AM

PERIOD ENDING 8/31/2023

	ACTUAL LAST YEAR			ACTUAL THIS YEAR				ENCUMBRANCE	BUDGET	UNENCUMBERED BALANCE
	CURRENT MONTH	YEAR TO DATE	%	CURRENT MONTH	%	YEAR TO DATE	%			
REVENUES										
4007 CHARGES FOR SERVICES	1,064.00	6,872.00	57	0.00	0	0.00	0	0.00	0.00	0.00
TOTAL REVENUES	1,064.00	6,872.00	57	0.00	0	0.00	0	0.00	0.00	0.00
EXPENDITURES										
5020 SERVICES	2,364.00	8,172.00	68	0.00	0	0.00	0	0.00	0.00	0.00
TOTAL EXPENDITURES	2,364.00	8,172.00	68	0.00	0	0.00	0	0.00	0.00	0.00
NET CHANGE IN FUND BALANCE	-1,300.00	-1,300.00		0.00		0.00		0.00	0.00	0.00



FUND DEPT 2612-040 : SHERIFF DRUG FORFEITURES - SHERIFF

9/12/2023 10:01:22 AM

PERIOD ENDING 8/31/2023

	ACTUAL LAST YEAR			ACTUAL THIS YEAR				ENCUMBRANCE	BUDGET	UNENCUMBERED BALANCE
	CURRENT MONTH	YEAR TO DATE	%	CURRENT MONTH	%	YEAR TO DATE	%			
REVENUES										
4005 FINES AND FORFEITURES	0.00	896.36	9	0.00	0	1,986.86	20	0.00	10,000.00	8,013.14
4008 INVESTMENT EARNINGS	191.40	524.14	104 8	329.28	329	1,703.74	170 4	0.00	100.00	-1,603.74
TOTAL REVENUES	191.40	1,420.50	14	329.28	3	3,690.60	37	0.00	10,100.00	6,409.40
EXPENDITURES										
5010 COMMODITIES	1,191.77	4,210.59	53	878.71	13	4,823.17	70	0.00	6,900.00	2,076.83
5020 SERVICES	178.62	894.27	5	1,017.20	7	3,870.05	27	0.00	14,200.00	10,329.95
TOTAL EXPENDITURES	1,370.39	5,104.86	20	1,895.91	9	8,693.22	41	0.00	21,100.00	12,406.78
OTHER FINANCING SOURCES (USES)										
TOTAL OTHER FINANCING SOURCES (USES)	0.00	0.00		0.00		0.00		0.00	0.00	0.00
NET CHANGE IN FUND BALANCE	-1,178.99	-3,684.36		-1,566.63		-5,002.62		0.00	-11,000.00	-5,997.38



FUND DEPT 2613-030 : COURT'S AUTOMATION FUND - CIRCUIT CLERK

9/12/2023 10:01:22 AM

PERIOD ENDING 8/31/2023

	ACTUAL LAST YEAR			ACTUAL THIS YEAR				ENCUMBRANCE	BUDGET	UNENCUMBERED BALANCE
	CURRENT MONTH	YEAR TO DATE	%	CURRENT MONTH	%	YEAR TO DATE	%			
REVENUES										
4004 INTERGOVERNMENTAL REVENUE	0.00	0.00	0	0.00	0	52,323.42	100	0.00	52,323.42	0.00
4007 CHARGES FOR SERVICES	0.00	86,565.96	38	35,105.64	18	149,799.18	75	0.00	200,000.00	50,200.82
4008 INVESTMENT EARNINGS	0.00	61.41	0	406.57	0	1,225.67	0	0.00	0.00	-1,225.67
TOTAL REVENUES	0.00	86,627.37	34	35,512.21	14	203,348.27	81	0.00	252,323.42	48,975.15
EXPENDITURES										
5010 COMMODITIES	96.70	96.70	2	0.00	0	61,133.60	52	0.00	118,542.42	57,408.82
5020 SERVICES	2,260.00	199,457.69	89	12,534.78	6	149,403.71	66	0.00	226,700.00	77,296.29
8000 CAPITAL OUTLAY	0.00	28,514.56	59	0.00	0	0.00	0	0.00	0.00	0.00
TOTAL EXPENDITURES	2,356.70	228,068.95	83	12,534.78	4	210,537.31	61	0.00	345,242.42	134,705.11
OTHER FINANCING SOURCES (USES)										
TOTAL OTHER FINANCING SOURCES (USES)	0.00	0.00		0.00		0.00		0.00	0.00	0.00
NET CHANGE IN FUND BALANCE	-2,356.70	-141,441.58		22,977.43		-7,189.04		0.00	-92,919.00	-85,729.96




FUND DEPT 2614-023 : RECORDER'S AUTOMATION FND - RECORDER

9/12/2023 10:01:22 AM

PERIOD ENDING 8/31/2023

	ACTUAL LAST YEAR			ACTUAL THIS YEAR				ENCUMBRANCE	BUDGET	UNENCUMBERED BALANCE
	CURRENT MONTH	YEAR TO DATE	%	CURRENT MONTH	%	YEAR TO DATE	%			
REVENUES										
4007 CHARGES FOR SERVICES	15,435.58	108,191.29	60	19,129.50	11	116,703.66	65	0.00	180,000.00	63,296.34
4008 INVESTMENT EARNINGS	805.54	2,098.47	42	1,762.91	176	8,557.32	856	0.00	1,000.00	-7,557.32
TOTAL REVENUES	16,241.12	110,289.76	60	20,892.41	12	125,260.98	69	0.00	181,000.00	55,739.02
EXPENDITURES										
5001 SALARIES AND WAGES	1,020.68	8,848.40	35	1,251.72	5	9,684.36	36	0.00	27,128.00	17,443.64
5003 FRINGE BENEFITS	207.13	1,347.84	36	221.14	11	1,193.83	57	0.00	2,103.00	909.17
5010 COMMODITIES	0.00	65,236.93	373	0.00	0	7,145.71	41	0.00	17,422.00	10,276.29
5020 SERVICES	3,815.28	39,812.58	56	1,757.17	1	92,686.01	58	0.00	160,538.00	67,851.99
8000 CAPITAL OUTLAY	0.00	0.00	0	0.00	0	0.00	0	0.00	2,840.00	2,840.00
TOTAL EXPENDITURES	5,043.09	115,245.75	64	3,230.03	2	110,709.91	53	0.00	210,031.00	99,321.09
NET CHANGE IN FUND BALANCE	11,198.03	-4,955.99		17,662.38		14,551.07		0.00	-29,031.00	-43,582.07




FUND DEPT 2615-036 : PUBLIC DEFENDER AUTOMATN - PUBLIC DEFENDER

9/12/2023 10:01:22 AM

PERIOD ENDING 8/31/2023

	ACTUAL LAST YEAR			ACTUAL THIS YEAR				ENCUMBRANCE	BUDGET	UNENCUMBERED BALANCE
	CURRENT MONTH	YEAR TO DATE	%	CURRENT MONTH	%	YEAR TO DATE	%			
REVENUES										
4007 CHARGES FOR SERVICES	0.00	210.00	32	821.60	126	3,042.60	468	0.00	650.00	-2,392.60
TOTAL REVENUES	0.00	210.00	32	821.60	126	3,042.60	468	0.00	650.00	-2,392.60
EXPENDITURES										
5010 COMMODITIES	0.00	0.00	0	0.00	0	0.00	0	0.00	650.00	650.00
TOTAL EXPENDITURES	0.00	0.00	0	0.00	0	0.00	0	0.00	650.00	650.00
NET CHANGE IN FUND BALANCE	0.00	210.00		821.60		3,042.60		0.00	0.00	-3,042.60



FUND DEPT 2617-030 : CHILD SUPPORT SERV FUND - CIRCUIT CLERK

9/12/2023 10:01:22 AM

PERIOD ENDING 8/31/2023

	ACTUAL LAST YEAR			ACTUAL THIS YEAR				ENCUMBRANCE	BUDGET	UNENCUMBERED BALANCE
	CURRENT MONTH	YEAR TO DATE	%	CURRENT MONTH	%	YEAR TO DATE	%			
REVENUES										
4007 CHARGES FOR SERVICES	0.00	430.00	2	0.00	0	324.00	3	0.00	10,000.00	9,676.00
4008 INVESTMENT EARNINGS	80.75	225.97	0	134.84	0	694.50	0	0.00	0.00	-694.50
TOTAL REVENUES	80.75	655.97	4	134.84	1	1,018.50	10	0.00	10,000.00	8,981.50
EXPENDITURES										
5020 SERVICES	0.00	5,000.00	37	2,500.00	25	5,000.00	50	0.00	10,000.00	5,000.00
TOTAL EXPENDITURES	0.00	5,000.00	28	2,500.00	25	5,000.00	50	0.00	10,000.00	5,000.00
OTHER FINANCING SOURCES (USES)										
TOTAL OTHER FINANCING SOURCES (USES)	0.00	0.00		0.00		0.00		0.00	0.00	0.00
NET CHANGE IN FUND BALANCE	80.75	-4,344.03		-2,365.16		-3,981.50		0.00	0.00	3,981.50



FUND DEPT 2618-051 : PROBATION SERVICES FUND - JUVENILE DETENTION CENTER

9/12/2023 10:01:22 AM

PERIOD ENDING 8/31/2023

	ACTUAL LAST YEAR			ACTUAL THIS YEAR				ENCUMBRANCE	BUDGET	UNENCUMBERED BALANCE
	CURRENT MONTH	YEAR TO DATE	%	CURRENT MONTH	%	YEAR TO DATE	%			
REVENUES										
4007 CHARGES FOR SERVICES	0.00	13,455.80	30	6,195.21	18	22,321.16	64	0.00	35,000.00	12,678.84
TOTAL REVENUES	0.00	13,455.80	30	6,195.21	18	22,321.16	64	0.00	35,000.00	12,678.84
EXPENDITURES										
5020 SERVICES	0.00	0.00	0	0.00	0	0.00	0	0.00	9,000.00	9,000.00
8000 CAPITAL OUTLAY	0.00	0.00	0	4,750.00	10	45,720.00	99	0.00	46,000.00	280.00
TOTAL EXPENDITURES	0.00	0.00	0	4,750.00	9	45,720.00	83	0.00	55,000.00	9,280.00
OTHER FINANCING SOURCES (USES)										
TOTAL OTHER FINANCING SOURCES (USES)	0.00	0.00		0.00		0.00		0.00	0.00	0.00
NET CHANGE IN FUND BALANCE	0.00	13,455.80		1,445.21		-23,398.84		0.00	-20,000.00	3,398.84



FUND DEPT 2618-052 : PROBATION SERVICES FUND - COURT SERVICES -PROBATION

9/12/2023 10:01:22 AM

PERIOD ENDING 8/31/2023

	ACTUAL LAST YEAR			ACTUAL THIS YEAR				ENCUMBRANCE	BUDGET	UNENCUMBERED BALANCE
	CURRENT MONTH	YEAR TO DATE	%	CURRENT MONTH	%	YEAR TO DATE	%			
REVENUES										
4007 CHARGES FOR SERVICES	0.00	129,702.32	35	36,048.48	11	155,230.30	48	0.00	325,000.00	169,769.70
4008 INVESTMENT EARNINGS	2,996.97	8,105.82	108 1	6,298.39	140	31,236.56	694	0.00	4,500.00	-26,736.56
4009 MISCELLANEOUS REVENUES	0.00	300.00	3	25.00	5	3,350.00	670	0.00	500.00	-2,850.00
TOTAL REVENUES	2,996.97	138,108.14	36	42,371.87	13	189,816.86	58	0.00	330,000.00	140,183.14
EXPENDITURES										
5010 COMMODITIES	1,637.27	23,299.56	27	2,983.06	4	19,845.02	25	0.00	78,250.00	58,404.98
5020 SERVICES	7,610.46	58,584.32	20	9,155.72	3	76,188.25	26	0.00	294,250.00	218,061.75
8000 CAPITAL OUTLAY	0.00	0.00	0	0.00	0	0.00	0	0.00	36,500.00	36,500.00
TOTAL EXPENDITURES	9,247.73	81,883.88	20	12,138.78	3	96,033.27	23	0.00	409,000.00	312,966.73
OTHER FINANCING SOURCES (USES)										
7001 OTHER FINANCING USES	0.00	0.00	0	0.00	0	0.00	0	0.00	-10,000.00	-10,000.00
TOTAL OTHER FINANCING SOURCES (USES)	0.00	0.00		0.00		0.00		0.00	-10,000.00	-10,000.00
NET CHANGE IN FUND BALANCE	-6,250.76	56,224.26		30,233.09		93,783.59		0.00	-89,000.00	-182,783.59



FUND DEPT 2619-026 : TAX SALE AUTOMATION FUND - COUNTY TREASURER

9/12/2023 10:01:22 AM

PERIOD ENDING 8/31/2023

	ACTUAL LAST YEAR			ACTUAL THIS YEAR				ENCUMBRANCE	BUDGET	UNENCUMBERED BALANCE
	CURRENT MONTH	YEAR TO DATE	%	CURRENT MONTH	%	YEAR TO DATE	%			
REVENUES										
4007 CHARGES FOR SERVICES	478.10	7,244.60	36	513.00	3	6,065.75	35	0.00	17,200.00	11,134.25
4008 INVESTMENT EARNINGS	15.78	55.08	28	25.04	13	190.55	95	0.00	200.00	9.45
TOTAL REVENUES	493.88	7,299.68	36	538.04	3	6,256.30	36	0.00	17,400.00	11,143.70
EXPENDITURES										
5001 SALARIES AND WAGES	3,057.00	11,628.00	155	1,768.00	15	9,523.00	83	0.00	11,500.00	1,977.00
5003 FRINGE BENEFITS	350.70	1,028.53	125	266.52	23	885.84	77	0.00	1,157.00	271.16
5010 COMMODITIES	0.00	0.00	0	0.00	0	0.00	0	0.00	2,000.00	2,000.00
5020 SERVICES	0.00	75.00	4	0.00	0	410.00	16	0.00	2,500.00	2,090.00
TOTAL EXPENDITURES	3,407.70	12,731.53	111	2,034.52	12	10,818.84	63	0.00	17,157.00	6,338.16
NET CHANGE IN FUND BALANCE	-2,913.82	-5,431.85		-1,496.48		-4,562.54		0.00	243.00	4,805.54



FUND DEPT 2621-041 : STS ATTY DRUG FORFEITURES - STATES ATTORNEY

9/12/2023 10:01:22 AM

PERIOD ENDING 8/31/2023

	ACTUAL LAST YEAR			ACTUAL THIS YEAR				ENCUMBRANCE	BUDGET	UNENCUMBERED BALANCE
	CURRENT MONTH	YEAR TO DATE	%	CURRENT MONTH	%	YEAR TO DATE	%			
REVENUES										
4005 FINES AND FORFEITURES	300.25	49,715.31	207	0.00	0	12,510.24	52	0.00	24,000.00	11,489.76
4008 INVESTMENT EARNINGS	214.20	587.68	0	204.73	273	1,396.55	186 2	0.00	75.00	-1,321.55
TOTAL REVENUES	514.45	50,302.99	210	204.73	1	13,906.79	58	0.00	24,075.00	10,168.21
EXPENDITURES										
5010 COMMODITIES	3,588.91	12,509.35	22	3,319.49	7	31,827.56	63	0.00	50,775.00	18,947.44
5020 SERVICES	1,116.00	18,000.40	38	3,321.00	6	18,729.40	33	0.00	56,400.00	37,670.60
TOTAL EXPENDITURES	4,704.91	30,509.75	29	6,640.49	6	50,556.96	47	0.00	107,175.00	56,618.04
OTHER FINANCING SOURCES (USES)										
TOTAL OTHER FINANCING SOURCES (USES)	0.00	0.00		0.00		0.00		0.00	0.00	0.00
NET CHANGE IN FUND BALANCE	-4,190.46	19,793.24		-6,435.76		-36,650.17		0.00	-83,100.00	-46,449.83



FUND DEPT 2627-026 : PROPERTY TAX INT FEE FUND - COUNTY TREASURER

9/12/2023 10:01:22 AM

PERIOD ENDING 8/31/2023

	ACTUAL LAST YEAR			ACTUAL THIS YEAR				ENCUMBRANCE	BUDGET	UNENCUMBERED BALANCE
	CURRENT MONTH	YEAR TO DATE	%	CURRENT MONTH	%	YEAR TO DATE	%			
REVENUES										
4007 CHARGES FOR SERVICES	0.00	240.00	0	0.00	0	480.00	1	0.00	55,000.00	54,520.00
4008 INVESTMENT EARNINGS	0.33	58.96	3	2.33	0	146.03	7	0.00	2,000.00	1,853.97
TOTAL REVENUES	0.33	298.96	1	2.33	0	626.03	1	0.00	57,000.00	56,373.97
OTHER FINANCING SOURCES (USES)										
7001 OTHER FINANCING USES	0.00	0.00	0	0.00	0	0.00	0	0.00	-57,000.00	-57,000.00
TOTAL OTHER FINANCING SOURCES (USES)	0.00	0.00		0.00		0.00		0.00	-57,000.00	-57,000.00
NET CHANGE IN FUND BALANCE	0.33	298.96		2.33		626.03		0.00	0.00	-626.03



FUND DEPT 2628-022 : ELECTN ASSIST/ACCESSIBLTY - COUNTY CLERK

9/12/2023 10:01:22 AM

PERIOD ENDING 8/31/2023

	ACTUAL LAST YEAR			ACTUAL THIS YEAR				ENCUMBRANCE	BUDGET	UNENCUMBERED BALANCE
	CURRENT MONTH	YEAR TO DATE	%	CURRENT MONTH	%	YEAR TO DATE	%			
REVENUES										
4004 INTERGOVERNMENTAL REVENUE	789.75	77,461.30	35	2,000.00	1	51,146.94	22	0.00	230,607.00	179,460.06
TOTAL REVENUES	789.75	77,461.30	35	2,000.00	1	51,146.94	22	0.00	230,607.00	179,460.06
EXPENDITURES										
5001 SALARIES AND WAGES	3,881.17	14,989.34	43	325.00	0	7,901.25	11	0.00	70,000.00	62,098.75
5003 FRINGE BENEFITS	441.89	1,351.58	44	62.50	1	692.77	10	0.00	7,035.00	6,342.23
5010 COMMODITIES	0.00	67,679.19	63	0.00	0	0.00	0	0.00	14,288.00	14,288.00
5020 SERVICES	3,684.42	18,638.80	24	1,472.36	1	127,424.41	91	0.00	139,284.00	11,859.59
TOTAL EXPENDITURES	8,007.48	102,658.91	46	1,859.86	1	136,018.43	59	0.00	230,607.00	94,588.57
OTHER FINANCING SOURCES (USES)										
TOTAL OTHER FINANCING SOURCES (USES)	0.00	0.00		0.00		0.00		0.00	0.00	0.00
NET CHANGE IN FUND BALANCE	-7,217.73	-25,197.61		140.14		-84,871.49		0.00	0.00	84,871.49



FUND DEPT 2629-010 : COUNTY HISTORICAL FUND - COUNTY BOARD

9/12/2023 10:01:22 AM

PERIOD ENDING 8/31/2023

	ACTUAL LAST YEAR			ACTUAL THIS YEAR				ENCUMBRANCE	BUDGET	UNENCUMBERED BALANCE
	CURRENT MONTH	YEAR TO DATE	%	CURRENT MONTH	%	YEAR TO DATE	%			
REVENUES										
4008 INVESTMENT EARNINGS	14.44	39.21	392	27.58	92	138.80	463	0.00	30.00	-108.80
TOTAL REVENUES	14.44	39.21	392	27.58	92	138.80	463	0.00	30.00	-108.80
EXPENDITURES										
5020 SERVICES	0.00	0.00	0	0.00	0	0.00	0	0.00	5,000.00	5,000.00
TOTAL EXPENDITURES	0.00	0.00	0	0.00	0	0.00	0	0.00	5,000.00	5,000.00
NET CHANGE IN FUND BALANCE	14.44	39.21		27.58		138.80		0.00	-4,970.00	-5,108.80



FUND DEPT 2630-030 : CIR CLK OPERATION & ADMIN - CIRCUIT CLERK

9/12/2023 10:01:22 AM

PERIOD ENDING 8/31/2023

	ACTUAL LAST YEAR			ACTUAL THIS YEAR				ENCUMBRANCE	BUDGET	UNENCUMBERED BALANCE
	CURRENT MONTH	YEAR TO DATE	%	CURRENT MONTH	%	YEAR TO DATE	%			
REVENUES										
4004 INTERGOVERNMENTAL REVENUE	0.00	0.00	0	2,255.34	8	30,556.34	108	0.00	28,301.00	-2,255.34
4007 CHARGES FOR SERVICES	0.00	382,019.75	144	105,283.44	23	342,559.88	76	0.00	450,000.00	107,440.12
4008 INVESTMENT EARNINGS	459.48	1,078.14	0	654.38	0	5,195.04	0	0.00	0.00	-5,195.04
TOTAL REVENUES	459.48	383,097.89	144	108,193.16	23	378,311.26	79	0.00	478,301.00	99,989.74
EXPENDITURES										
5001 SALARIES AND WAGES	0.00	75,935.92	71	0.00	0	0.00	0	0.00	79,997.00	79,997.00
5003 FRINGE BENEFITS	975.62	16,130.64	62	0.00	0	0.00	0	0.00	21,125.00	21,125.00
5010 COMMODITIES	189.63	32,561.45	40	921.46	1	11,914.09	18	0.00	67,501.00	55,586.91
5020 SERVICES	4,478.50	47,736.46	63	96,209.76	50	139,135.40	72	0.00	193,582.00	54,446.60
TOTAL EXPENDITURES	5,643.75	172,364.47	59	97,131.22	27	151,049.49	42	0.00	362,205.00	211,155.51
OTHER FINANCING SOURCES (USES)										
7001 OTHER FINANCING USES	0.00	0.00	0	-19,900.00	100	-19,900.00	100	0.00	-19,900.00	0.00
TOTAL OTHER FINANCING SOURCES (USES)	0.00	0.00		-19,900.00		-19,900.00		0.00	-19,900.00	0.00
NET CHANGE IN FUND BALANCE	-5,184.27	210,733.42		-8,838.06		207,361.77		0.00	96,196.00	-111,165.77



FUND DEPT 2632-030 : CIR CLK ELCTRNC CITATIONS - CIRCUIT CLERK

9/12/2023 10:01:22 AM

PERIOD ENDING 8/31/2023

	ACTUAL LAST YEAR			ACTUAL THIS YEAR				ENCUMBRANCE	BUDGET	UNENCUMBERED BALANCE
	CURRENT MONTH	YEAR TO DATE	%	CURRENT MONTH	%	YEAR TO DATE	%			
REVENUES										
4007 CHARGES FOR SERVICES	0.00	18,329.46	33	13,418.42	30	39,431.14	88	0.00	45,000.00	5,568.86
4008 INVESTMENT EARNINGS	383.67	1,027.97	0	958.67	0	4,433.34	0	0.00	0.00	-4,433.34
TOTAL REVENUES	383.67	19,357.43	35	14,377.09	32	43,864.48	97	0.00	45,000.00	1,135.52
EXPENDITURES										
5020 SERVICES	0.00	0.00	0	0.00	0	0.00	0	0.00	225,000.00	225,000.00
TOTAL EXPENDITURES	0.00	0.00	0	0.00	0	0.00	0	0.00	225,000.00	225,000.00
NET CHANGE IN FUND BALANCE	383.67	19,357.43		14,377.09		43,864.48		0.00	-180,000.00	-223,864.48



FUND DEPT 2633-041 : STS ATTY RECORDS AUTOMATN - STATES ATTORNEY

9/12/2023 10:01:22 AM

PERIOD ENDING 8/31/2023

	ACTUAL LAST YEAR			ACTUAL THIS YEAR				ENCUMBRANCE	BUDGET	UNENCUMBERED BALANCE
	CURRENT MONTH	YEAR TO DATE	%	CURRENT MONTH	%	YEAR TO DATE	%			
REVENUES										
4007 CHARGES FOR SERVICES	0.00	1,718.82	34	778.97	16	2,606.00	52	0.00	5,000.00	2,394.00
4008 INVESTMENT EARNINGS	15.31	40.15	134	31.44	210	132.12	881	0.00	15.00	-117.12
TOTAL REVENUES	15.31	1,758.97	35	810.41	16	2,738.12	55	0.00	5,015.00	2,276.88
EXPENDITURES										
5020 SERVICES	0.00	0.00	0	0.00	0	0.00	0	0.00	5,000.00	5,000.00
TOTAL EXPENDITURES	0.00	0.00	0	0.00	0	0.00	0	0.00	5,000.00	5,000.00
NET CHANGE IN FUND BALANCE	15.31	1,758.97		810.41		2,738.12		0.00	15.00	-2,723.12



FUND DEPT 2635-040 : CANNABIS REGULATION FUND - SHERIFF

9/12/2023 10:01:22 AM

PERIOD ENDING 8/31/2023

	ACTUAL LAST YEAR			ACTUAL THIS YEAR				ENCUMBRANCE	BUDGET	UNENCUMBERED BALANCE
	CURRENT MONTH	YEAR TO DATE	%	CURRENT MONTH	%	YEAR TO DATE	%			
REVENUES										
4004 INTERGOVERNMENTAL REVENUE	4,843.79	25,675.55	53	0.00	0	19,136.52	40	0.00	48,000.00	28,863.48
4008 INVESTMENT EARNINGS	113.26	270.38	0	345.14	345	1,624.37	162 4	0.00	100.00	-1,524.37
TOTAL REVENUES	4,957.05	25,945.93	54	345.14	1	20,760.89	43	0.00	48,100.00	27,339.11
EXPENDITURES										
5010 COMMODITIES	0.00	0.00	0	1,875.00	8	11,400.00	46	0.00	25,000.00	13,600.00
5020 SERVICES	0.00	0.00	0	0.00	0	0.00	0	0.00	23,000.00	23,000.00
TOTAL EXPENDITURES	0.00	0.00	0	1,875.00	4	11,400.00	24	0.00	48,000.00	36,600.00
NET CHANGE IN FUND BALANCE	4,957.05	25,945.93		-1,529.86		9,360.89		0.00	100.00	-9,260.89



FUND DEPT 2638-042 : CORONER STATUTORY FEES - CORONER

9/12/2023 10:01:22 AM

PERIOD ENDING 8/31/2023

	ACTUAL LAST YEAR			ACTUAL THIS YEAR				ENCUMBRANCE	BUDGET	UNENCUMBERED BALANCE
	CURRENT MONTH	YEAR TO DATE	%	CURRENT MONTH	%	YEAR TO DATE	%			
REVENUES										
4007 CHARGES FOR SERVICES	6,296.04	44,583.23	72	9,591.74	15	43,861.74	66	0.00	66,000.00	22,138.26
TOTAL REVENUES	6,296.04	44,583.23	72	9,591.74	15	43,861.74	66	0.00	66,000.00	22,138.26
EXPENDITURES										
5010 COMMODITIES	284.08	6,982.26	32	118.00	0	10,383.56	41	0.00	25,570.00	15,186.44
5020 SERVICES	1,191.31	8,875.25	60	1,000.80	6	9,391.03	60	0.00	15,710.00	6,318.97
8000 CAPITAL OUTLAY	0.00	0.00	0	0.00	0	0.00	0	0.00	45,000.00	45,000.00
TOTAL EXPENDITURES	1,475.39	15,857.51	44	1,118.80	1	19,774.59	23	0.00	86,280.00	66,505.41
NET CHANGE IN FUND BALANCE	4,820.65	28,725.72		8,472.94		24,087.15		0.00	-20,280.00	-44,367.15




FUND DEPT 2638-140 : CORONER STATUTORY FEES - CORRECTIONAL CENTER

9/12/2023 10:01:22 AM

PERIOD ENDING 8/31/2023

	ACTUAL LAST YEAR			ACTUAL THIS YEAR				ENCUMBRANCE	BUDGET	UNENCUMBERED BALANCE
	CURRENT MONTH	YEAR TO DATE	%	CURRENT MONTH	%	YEAR TO DATE	%			
EXPENDITURES										
TOTAL EXPENDITURES	0.00	0.00	0	0.00	0	0.00	0	0.00	0.00	0.00
NET CHANGE IN FUND BALANCE	0.00	0.00		0.00		0.00		0.00	0.00	0.00



FUND DEPT 2658-140 : JAIL COMMISSARY - CORRECTIONAL CENTER

9/12/2023 10:01:22 AM

PERIOD ENDING 8/31/2023

	ACTUAL LAST YEAR			ACTUAL THIS YEAR				ENCUMBRANCE	BUDGET	UNENCUMBERED BALANCE
	CURRENT MONTH	YEAR TO DATE	%	CURRENT MONTH	%	YEAR TO DATE	%			
REVENUES										
4008 INVESTMENT EARNINGS	919.59	2,443.81	244	2,040.96	157	10,010.75	770	0.00	1,300.00	-8,710.75
4009 MISCELLANEOUS REVENUES	10,176.18	68,909.73	68	1,427.02	1	42,467.13	39	0.00	110,000.00	67,532.87
TOTAL REVENUES	11,095.77	71,353.54	70	3,467.98	3	52,477.88	47	0.00	111,300.00	58,822.12
EXPENDITURES										
5010 COMMODITIES	111.00	978.75	2	219.98	1	4,353.96	26	0.00	17,000.00	12,646.04
5020 SERVICES	842.53	19,077.08	9	1,480.47	5	10,025.22	33	0.00	30,660.00	20,634.78
8000 CAPITAL OUTLAY	0.00	0.00	0	0.00	0	0.00	0	0.00	45,000.00	45,000.00
TOTAL EXPENDITURES	953.53	20,055.83	7	1,700.45	2	14,379.18	16	0.00	92,660.00	78,280.82
NET CHANGE IN FUND BALANCE	10,142.24	51,297.71		1,767.53		38,098.70		0.00	18,640.00	-19,458.70



FUND DEPT 2659-140 : COUNTY JAIL MEDICAL COSTS - CORRECTIONAL CENTER

9/12/2023 10:01:22 AM

PERIOD ENDING 8/31/2023

	ACTUAL LAST YEAR			ACTUAL THIS YEAR				ENCUMBRANCE	BUDGET	UNENCUMBERED BALANCE
	CURRENT MONTH	YEAR TO DATE	%	CURRENT MONTH	%	YEAR TO DATE	%			
REVENUES										
4007 CHARGES FOR SERVICES	0.00	2,771.77	12	725.00	4	3,074.54	15	0.00	20,000.00	16,925.46
4008 INVESTMENT EARNINGS	8.58	22.73	23	19.09	191	86.00	860	0.00	10.00	-76.00
TOTAL REVENUES	8.58	2,794.50	12	744.09	4	3,160.54	16	0.00	20,010.00	16,849.46
OTHER FINANCING SOURCES (USES)										
7001 OTHER FINANCING USES	0.00	0.00	0	0.00	0	0.00	0	0.00	-20,010.00	-20,010.00
TOTAL OTHER FINANCING SOURCES (USES)	0.00	0.00		0.00		0.00		0.00	-20,010.00	-20,010.00
NET CHANGE IN FUND BALANCE	8.58	2,794.50		744.09		3,160.54		0.00	0.00	-3,160.54



FUND DEPT 2670-022 : COUNTY CLK AUTOMATION FND - COUNTY CLERK

9/12/2023 10:01:22 AM

PERIOD ENDING 8/31/2023

	ACTUAL LAST YEAR			ACTUAL THIS YEAR				ENCUMBRANCE	BUDGET	UNENCUMBERED BALANCE
	CURRENT MONTH	YEAR TO DATE	%	CURRENT MONTH	%	YEAR TO DATE	%			
REVENUES										
4007 CHARGES FOR SERVICES	1,700.00	11,230.00	45	0.00	0	8,168.00	33	0.00	25,000.00	16,832.00
4008 INVESTMENT EARNINGS	48.23	123.04	62	110.82	55	550.76	275	0.00	200.00	-350.76
4009 MISCELLANEOUS REVENUES	689.15	11,483.20	287	1,830.00	15	3,388.00	27	0.00	12,500.00	9,112.00
TOTAL REVENUES	2,437.38	22,836.24	78	1,940.82	5	12,106.76	32	0.00	37,700.00	25,593.24
EXPENDITURES										
5010 COMMODITIES	599.65	10,584.40	83	0.00	0	0.00	0	0.00	11,500.00	11,500.00
5020 SERVICES	0.00	11,675.62	71	0.00	0	12,462.41	67	0.00	18,700.00	6,237.59
TOTAL EXPENDITURES	599.65	22,260.02	76	0.00	0	12,462.41	41	0.00	30,200.00	17,737.59
NET CHANGE IN FUND BALANCE	1,837.73	576.22		1,940.82		-355.65		0.00	7,500.00	7,855.65



FUND DEPT 2671-030 : COURT DOCUMENT STORAGE FD - CIRCUIT CLERK

9/12/2023 10:01:22 AM

PERIOD ENDING 8/31/2023

	ACTUAL LAST YEAR			ACTUAL THIS YEAR				ENCUMBRANCE	BUDGET	UNENCUMBERED BALANCE
	CURRENT MONTH	YEAR TO DATE	%	CURRENT MONTH	%	YEAR TO DATE	%			
REVENUES										
4004 INTERGOVERNMENTAL REVENUE	0.00	0.00	0	0.00	0	79,981.60	100	0.00	79,981.60	0.00
4007 CHARGES FOR SERVICES	0.00	86,697.62	39	47,430.42	24	149,434.28	75	0.00	200,000.00	50,565.72
4008 INVESTMENT EARNINGS	18.66	80.67	0	489.15	0	1,955.86	0	0.00	0.00	-1,955.86
TOTAL REVENUES	18.66	86,778.29	39	47,919.57	17	231,371.74	83	0.00	279,981.60	48,609.86
EXPENDITURES										
5001 SALARIES AND WAGES	6,088.60	53,065.91	62	3,874.60	4	37,894.46	43	0.00	87,544.00	49,649.54
5003 FRINGE BENEFITS	1,837.20	13,335.72	38	519.44	2	4,481.15	13	0.00	34,358.00	29,876.85
5010 COMMODITIES	0.00	22,769.38	55	8,504.91	13	52,000.82	80	0.00	64,745.60	12,744.78
5020 SERVICES	3,820.35	18,706.92	34	4,948.26	7	64,208.10	87	0.00	74,069.00	9,860.90
8000 CAPITAL OUTLAY	0.00	0.00	0	0.00	0	36,358.00	85	0.00	42,958.00	6,600.00
TOTAL EXPENDITURES	11,746.15	107,877.93	49	17,847.21	6	194,942.53	64	0.00	303,674.60	108,732.07
OTHER FINANCING SOURCES (USES)										
TOTAL OTHER FINANCING SOURCES (USES)	0.00	0.00		0.00		0.00		0.00	0.00	0.00
NET CHANGE IN FUND BALANCE	-11,727.49	-21,099.64		30,072.36		36,429.21		0.00	-23,693.00	-60,122.21



FUND DEPT 2675-041 : VICTIM ADVOCACY GRT-ICJIA - STATES ATTORNEY

9/12/2023 10:01:22 AM

PERIOD ENDING 8/31/2023

	ACTUAL LAST YEAR			ACTUAL THIS YEAR				ENCUMBRANCE	BUDGET	UNENCUMBERED BALANCE
	CURRENT MONTH	YEAR TO DATE	%	CURRENT MONTH	%	YEAR TO DATE	%			
REVENUES										
TOTAL REVENUES	0.00	0.00	0	0.00	0	0.00	0	0.00	0.00	0.00
EXPENDITURES										
TOTAL EXPENDITURES	0.00	0.00	0	0.00	0	0.00	0	0.00	0.00	0.00
OTHER FINANCING SOURCES (USES)										
TOTAL OTHER FINANCING SOURCES (USES)	0.00	0.00		0.00		0.00		0.00	0.00	0.00
NET CHANGE IN FUND BALANCE	0.00	0.00		0.00		0.00		0.00	0.00	0.00



FUND DEPT 2676-011 : SOLID WASTE MANAGEMENT - SOLID WASTE MGMT

9/12/2023 10:01:22 AM

PERIOD ENDING 8/31/2023

	ACTUAL LAST YEAR			ACTUAL THIS YEAR				ENCUMBRANCE	BUDGET	UNENCUMBERED BALANCE
	CURRENT MONTH	YEAR TO DATE	%	CURRENT MONTH	%	YEAR TO DATE	%			
REVENUES										
4004 INTERGOVERNMENTAL REVENUE	704.72	10,744.11	43	6,645.99	22	16,342.03	54	0.00	30,200.00	13,857.97
4006 LICENSES AND PERMITS	0.00	2,485.00	57	0.00	0	1,330.00	30	0.00	4,375.00	3,045.00
4008 INVESTMENT EARNINGS	21.41	55.00	220	48.71	0	216.60	0	0.00	0.00	-216.60
4009 MISCELLANEOUS REVENUES	0.00	5,110.00	102	0.00	0	0.00	0	0.00	0.00	0.00
TOTAL REVENUES	726.13	18,394.11	53	6,694.70	19	17,888.63	52	0.00	34,575.00	16,686.37
EXPENDITURES										
5010 COMMODITIES	0.00	417.98	52	0.00	0	0.00	0	0.00	839.00	839.00
5020 SERVICES	0.00	19,652.73	50	0.00	0	18,833.01	48	0.00	39,000.00	20,166.99
TOTAL EXPENDITURES	0.00	20,070.71	50	0.00	0	18,833.01	47	0.00	39,839.00	21,005.99
NET CHANGE IN FUND BALANCE	726.13	-1,676.60		6,694.70		-944.38		0.00	-5,264.00	-4,319.62



FUND DEPT 2679-179 : CHILD ADVOCACY CENTER - CHILD ADVOCACY CENTER

9/12/2023 10:01:22 AM

PERIOD ENDING 8/31/2023

	ACTUAL LAST YEAR			ACTUAL THIS YEAR				ENCUMBRANCE	BUDGET	UNENCUMBERED BALANCE
	CURRENT MONTH	YEAR TO DATE	%	CURRENT MONTH	%	YEAR TO DATE	%			
REVENUES										
4004 INTERGOVERNMENTAL REVENUE	68,960.91	223,301.94	56	40,863.93	12	214,696.92	64	0.00	336,575.00	121,878.08
4008 INVESTMENT EARNINGS	0.00	0.47	0	89.99	450	117.18	586	0.00	20.00	-97.18
4009 MISCELLANEOUS REVENUES	200.00	5,605.59	86	0.00	0	16,743.96	232	0.00	7,223.00	-9,520.96
TOTAL REVENUES	69,160.91	228,908.00	56	40,953.92	12	231,558.06	67	0.00	343,818.00	112,259.94
EXPENDITURES										
5001 SALARIES AND WAGES	12,923.02	124,324.21	66	15,498.60	9	111,005.81	65	0.00	171,255.00	60,249.19
5003 FRINGE BENEFITS	4,497.37	35,016.64	60	7,503.42	14	34,516.25	66	0.00	51,972.00	17,455.75
5010 COMMODITIES	1,486.77	15,947.48	42	278.27	5	3,088.62	50	0.00	6,143.95	3,055.33
5020 SERVICES	21,819.37	92,674.82	75	3,539.85	3	57,385.81	52	0.00	111,407.05	54,021.24
TOTAL EXPENDITURES	40,726.53	267,963.15	66	26,820.14	8	205,996.49	60	0.00	340,778.00	134,781.51
NET CHANGE IN FUND BALANCE	28,434.38	-39,055.15		14,133.78		25,561.57		0.00	3,040.00	-22,521.57



FUND DEPT 2685-031 : SPECIALTY COURTS FUND - CIRCUIT COURT

9/12/2023 10:01:22 AM

PERIOD ENDING 8/31/2023

	ACTUAL LAST YEAR			ACTUAL THIS YEAR				ENCUMBRANCE	BUDGET	UNENCUMBERED BALANCE
	CURRENT MONTH	YEAR TO DATE	%	CURRENT MONTH	%	YEAR TO DATE	%			
REVENUES										
4004 INTERGOVERNMENTAL REVENUE	0.00	0.00	0	4,347.00	9	26,652.25	54	0.00	49,351.00	22,698.75
4007 CHARGES FOR SERVICES	0.00	5,987.50	22	2,464.73	9	8,511.23	31	0.00	27,600.00	19,088.77
4008 INVESTMENT EARNINGS	167.13	486.87	487	401.53	402	1,977.11	197 7	0.00	100.00	-1,877.11
TOTAL REVENUES	167.13	6,474.37	9	7,213.26	9	37,140.59	48	0.00	77,051.00	39,910.41
EXPENDITURES										
5001 SALARIES AND WAGES	3,667.60	23,173.08	49	3,780.00	7	31,185.00	57	0.00	54,689.00	23,504.00
5003 FRINGE BENEFITS	1,502.42	4,779.84	26	446.71	2	3,605.72	20	0.00	18,395.00	14,789.28
5010 COMMODITIES	0.00	0.00	0	0.00	0	338.53	23	0.00	1,453.98	1,115.45
5020 SERVICES	1,500.08	4,703.50	37	94.21	1	3,505.95	31	0.00	11,146.02	7,640.07
TOTAL EXPENDITURES	6,670.10	32,656.42	42	4,320.92	5	38,635.20	45	0.00	85,684.00	47,048.80
OTHER FINANCING SOURCES (USES)										
TOTAL OTHER FINANCING SOURCES (USES)	0.00	0.00		0.00		0.00		0.00	0.00	0.00
NET CHANGE IN FUND BALANCE	-6,502.97	-26,182.05		2,892.34		-1,494.61		0.00	-8,633.00	-7,138.39



FUND DEPT 2685-140 : SPECIALTY COURTS FUND - CORRECTIONAL CENTER

9/12/2023 10:01:22 AM

PERIOD ENDING 8/31/2023

	ACTUAL LAST YEAR			ACTUAL THIS YEAR				ENCUMBRANCE	BUDGET	UNENCUMBERED BALANCE
	CURRENT MONTH	YEAR TO DATE	%	CURRENT MONTH	%	YEAR TO DATE	%			
REVENUES										
TOTAL REVENUES	0.00	0.00	0	0.00	0	0.00	0	0.00	0.00	0.00
NET CHANGE IN FUND BALANCE	0.00	0.00		0.00		0.00		0.00	0.00	0.00



FUND DEPT 2840-016 : ARPA - ADMINISTRATIVE SERVICES

9/12/2023 10:01:22 AM

PERIOD ENDING 8/31/2023

	ACTUAL LAST YEAR			ACTUAL THIS YEAR				ENCUMBRANCE	BUDGET	UNENCUMBERED BALANCE
	CURRENT MONTH	YEAR TO DATE	%	CURRENT MONTH	%	YEAR TO DATE	%			
REVENUES										
4004 INTERGOVERNMENTAL REVENUE	0.00	20,364,815.00	100	0.00	0	0.00	0	0.00	0.00	0.00
4008 INVESTMENT EARNINGS	2,888.15	15,211.38	12	2,452.66	2	256,338.55	214	0.00	120,000.00	-136,338.55
TOTAL REVENUES	2,888.15	20,380,026.38	99	2,452.66	2	256,338.55	214	0.00	120,000.00	-136,338.55
EXPENDITURES										
5001 SALARIES AND WAGES	1,725.00	21,072.75	98	0.00	0	0.00	0	0.00	0.00	0.00
5003 FRINGE BENEFITS	410.59	2,425.04	88	0.00	0	0.00	0	0.00	0.00	0.00
TOTAL EXPENDITURES	2,135.59	23,497.79	97	0.00	0	0.00	0	0.00	0.00	0.00
OTHER FINANCING SOURCES (USES)										
7001 OTHER FINANCING USES	-19,875.46	-36,787.46	2	-8,494.84	0	-56,379.73	1	0.00	-6,456,917.00	-6,400,537.27
TOTAL OTHER FINANCING SOURCES (USES)	-19,875.46	-36,787.46		-8,494.84		-56,379.73		0.00	-6,456,917.00	-6,400,537.27
NET CHANGE IN FUND BALANCE	-19,122.90	20,319,741.13		-6,042.18		199,958.82		0.00	-6,336,917.00	-6,536,875.82



FUND DEPT 2840-043 : ARPA - EMERGENCY MGMT AGCY (EMA)

9/12/2023 10:01:22 AM

PERIOD ENDING 8/31/2023

	ACTUAL LAST YEAR			ACTUAL THIS YEAR				ENCUMBRANCE	BUDGET	UNENCUMBERED BALANCE
	CURRENT MONTH	YEAR TO DATE	%	CURRENT MONTH	%	YEAR TO DATE	%			
REVENUES										
TOTAL REVENUES	<i>0.00</i>	<i>0.00</i>	<i>0</i>	<i>0.00</i>	<i>0</i>	<i>0.00</i>	<i>0</i>	<i>0.00</i>	<i>0.00</i>	<i>0.00</i>
EXPENDITURES										
TOTAL EXPENDITURES	<i>0.00</i>	<i>0.00</i>	<i>0</i>	<i>0.00</i>	<i>0</i>	<i>0.00</i>	<i>0</i>	<i>0.00</i>	<i>0.00</i>	<i>0.00</i>
NET CHANGE IN FUND BALANCE	<i>0.00</i>	<i>0.00</i>		<i>0.00</i>		<i>0.00</i>		<i>0.00</i>	<i>0.00</i>	<i>0.00</i>




FUND DEPT 2840-075 : ARPA - GENERAL COUNTY

9/12/2023 10:01:22 AM

PERIOD ENDING 8/31/2023

	ACTUAL LAST YEAR			ACTUAL THIS YEAR				ENCUMBRANCE	BUDGET	UNENCUMBERED BALANCE
	CURRENT MONTH	YEAR TO DATE	%	CURRENT MONTH	%	YEAR TO DATE	%			
EXPENDITURES										
5001 SALARIES AND WAGES	0.00	593,388.00	100	0.00	0	0.00	0	0.00	31,449.00	31,449.00
5003 FRINGE BENEFITS	0.00	165,410.70	100	0.00	0	0.00	0	0.00	3,551.00	3,551.00
5010 COMMODITIES	33,219.00	91,784.32	71	-489.32	-3	18,955.68	97	0.00	19,570.00	614.32
5020 SERVICES	278,704.17	999,345.13	11	1,109,541.83	15	3,051,326.87	42	67,765.00	7,321,807.00	4,202,715.13
8000 CAPITAL OUTLAY	0.00	2,396,895.48	31	0.00	0	2,537,794.60	31	536,446.40	8,293,688.00	5,219,447.00
TOTAL EXPENDITURES	311,923.17	4,246,823.63	24	1,109,052.51	7	5,608,077.15	36	604,211.40	15,670,065.00	9,457,776.45
OTHER FINANCING SOURCES (USES)										
TOTAL OTHER FINANCING SOURCES (USES)	0.00	0.00		0.00		0.00		0.00	0.00	0.00
NET CHANGE IN FUND BALANCE	-311,923.17	-4,246,823.63		-1,109,052.51		-5,608,077.15		-604,211.40	-15,670,065.00	-9,457,776.45



FUND DEPT 2932-932 : INDOOR CLIMATE RESOURCES AGENCY - INDOOR CLIMATE RESOURCES AGENCY

9/12/2023 10:01:22 AM

PERIOD ENDING 8/31/2023

	ACTUAL LAST YEAR			ACTUAL THIS YEAR				ENCUMBRANCE	BUDGET	UNENCUMBERED BALANCE
	CURRENT MONTH	YEAR TO DATE	%	CURRENT MONTH	%	YEAR TO DATE	%			
REVENUES										
TOTAL REVENUES	0.00	0.00	0	0.00	0	0.00	0	0.00	0.00	0.00
EXPENDITURES										
TOTAL EXPENDITURES	0.00	0.00	0	0.00	0	0.00	0	0.00	0.00	0.00
NET CHANGE IN FUND BALANCE	0.00	0.00		0.00		0.00		0.00	0.00	0.00



FUND DEPT 3105-010 : CAPITAL ASSET REPLCMT FND - COUNTY BOARD

9/12/2023 10:01:22 AM

PERIOD ENDING 8/31/2023

	ACTUAL LAST YEAR			ACTUAL THIS YEAR				ENCUMBRANCE	BUDGET	UNENCUMBERED BALANCE
	CURRENT MONTH	YEAR TO DATE	%	CURRENT MONTH	%	YEAR TO DATE	%			
REVENUES										
4008 INVESTMENT EARNINGS	5,846.61	36,216.85	905	137,632.35	459	345,352.56	115 1	0.00	30,000.00	-315,352.56
TOTAL REVENUES	5,846.61	36,216.85	905	137,632.35	459	345,352.56	115 1	0.00	30,000.00	-315,352.56
EXPENDITURES										
5010 COMMODITIES	0.00	0.00	0	0.00	0	0.00	0	0.00	2,000.00	2,000.00
5020 SERVICES	527,528.90	1,644,966.94	44	124,349.36	10	527,844.17	40	0.00	1,308,000.00	780,155.83
TOTAL EXPENDITURES	527,528.90	1,644,966.94	44	124,349.36	9	527,844.17	40	0.00	1,310,000.00	782,155.83
OTHER FINANCING SOURCES (USES)										
6001 OTHER FINANCING SOURCES	0.00	0.00	0	0.00	0	0.00	0	0.00	200,000.00	200,000.00
TOTAL OTHER FINANCING SOURCES (USES)	0.00	0.00		0.00		0.00		0.00	200,000.00	200,000.00
NET CHANGE IN FUND BALANCE	-521,682.29	-1,608,750.09		13,282.99		-182,491.61		0.00	-1,080,000.00	-897,508.39




FUND DEPT 3105-016 : CAPITAL ASSET REPLCMT FND - ADMINISTRATIVE SERVICES

9/12/2023 10:01:22 AM

PERIOD ENDING 8/31/2023

	ACTUAL LAST YEAR			ACTUAL THIS YEAR				ENCUMBRANCE	BUDGET	UNENCUMBERED BALANCE
	CURRENT MONTH	YEAR TO DATE	%	CURRENT MONTH	%	YEAR TO DATE	%			
REVENUES										
TOTAL REVENUES	0.00	0.00	0	0.00	0	0.00	0	0.00	0.00	0.00
EXPENDITURES										
5010 COMMODITIES	780.00	780.00	9	0.00	0	0.00	0	0.00	10,057.00	10,057.00
5020 SERVICES	0.00	0.00	0	0.00	0	4,999.00	14	0.00	35,000.00	30,001.00
8000 CAPITAL OUTLAY	0.00	0.00	0	0.00	0	0.00	0	0.00	19,909.00	19,909.00
TOTAL EXPENDITURES	780.00	780.00	3	0.00	0	4,999.00	8	0.00	64,966.00	59,967.00
OTHER FINANCING SOURCES (USES)										
6001 OTHER FINANCING SOURCES	0.00	0.00	0	0.00	0	0.00	0	0.00	35,384.00	35,384.00
TOTAL OTHER FINANCING SOURCES (USES)	0.00	0.00		0.00		0.00		0.00	35,384.00	35,384.00
NET CHANGE IN FUND BALANCE	-780.00	-780.00		0.00		-4,999.00		0.00	-29,582.00	-24,583.00



FUND DEPT 3105-020 : CAPITAL ASSET REPLCMT FND - AUDITOR

9/12/2023 10:01:22 AM

PERIOD ENDING 8/31/2023

	ACTUAL LAST YEAR			ACTUAL THIS YEAR				ENCUMBRANCE	BUDGET	UNENCUMBERED BALANCE
	CURRENT MONTH	YEAR TO DATE	%	CURRENT MONTH	%	YEAR TO DATE	%			
EXPENDITURES										
5010 COMMODITIES	0.00	0.00	0	4,720.00	95	4,720.00	95	0.00	4,950.00	230.00
TOTAL EXPENDITURES	0.00	0.00	0	4,720.00	95	4,720.00	95	0.00	4,950.00	230.00
OTHER FINANCING SOURCES (USES)										
6001 OTHER FINANCING SOURCES	0.00	0.00	0	0.00	0	0.00	0	0.00	1,257.00	1,257.00
TOTAL OTHER FINANCING SOURCES (USES)	0.00	0.00		0.00		0.00		0.00	1,257.00	1,257.00
NET CHANGE IN FUND BALANCE	0.00	0.00		-4,720.00		-4,720.00		0.00	-3,693.00	1,027.00



FUND DEPT 3105-021 : CAPITAL ASSET REPLCMT FND - BOARD OF REVIEW

9/12/2023 10:01:22 AM

PERIOD ENDING 8/31/2023

	ACTUAL LAST YEAR			ACTUAL THIS YEAR				ENCUMBRANCE	BUDGET	UNENCUMBERED BALANCE
	CURRENT MONTH	YEAR TO DATE	%	CURRENT MONTH	%	YEAR TO DATE	%			
EXPENDITURES										
TOTAL EXPENDITURES	0.00	0.00	0	0.00	0	0.00	0	0.00	0.00	0.00
OTHER FINANCING SOURCES (USES)										
TOTAL OTHER FINANCING SOURCES (USES)	0.00	0.00		0.00		0.00		0.00	0.00	0.00
NET CHANGE IN FUND BALANCE	0.00	0.00		0.00		0.00		0.00	0.00	0.00



FUND DEPT 3105-022 : CAPITAL ASSET REPLCMT FND - COUNTY CLERK

9/12/2023 10:01:22 AM

PERIOD ENDING 8/31/2023

	ACTUAL LAST YEAR			ACTUAL THIS YEAR				ENCUMBRANCE	BUDGET	UNENCUMBERED BALANCE
	CURRENT MONTH	YEAR TO DATE	%	CURRENT MONTH	%	YEAR TO DATE	%			
EXPENDITURES										
<i>TOTAL EXPENDITURES</i>	<i>0.00</i>	<i>0.00</i>	<i>0</i>	<i>0.00</i>	<i>0</i>	<i>0.00</i>	<i>0</i>	<i>0.00</i>	<i>0.00</i>	<i>0.00</i>
OTHER FINANCING SOURCES (USES)										
<i>TOTAL OTHER FINANCING SOURCES (USES)</i>	<i>0.00</i>	<i>0.00</i>		<i>0.00</i>		<i>0.00</i>		<i>0.00</i>	<i>0.00</i>	<i>0.00</i>
NET CHANGE IN FUND BALANCE	0.00	0.00		0.00		0.00		0.00	0.00	0.00




FUND DEPT 3105-025 : CAPITAL ASSET REPLCMT FND - SUPERVISOR OF ASSESSMENT

9/12/2023 10:01:22 AM

PERIOD ENDING 8/31/2023

	ACTUAL LAST YEAR			ACTUAL THIS YEAR				ENCUMBRANCE	BUDGET	UNENCUMBERED BALANCE
	CURRENT MONTH	YEAR TO DATE	%	CURRENT MONTH	%	YEAR TO DATE	%			
EXPENDITURES										
5010 COMMODITIES	2,340.00	2,340.00	45	5,971.00	76	5,971.00	76	0.00	7,869.00	1,898.00
5020 SERVICES	0.00	5,325.18	90	0.00	0	5,852.21	98	0.00	6,000.00	147.79
TOTAL EXPENDITURES	2,340.00	7,665.18	69	5,971.00	43	11,823.21	85	0.00	13,869.00	2,045.79
OTHER FINANCING SOURCES (USES)										
6001 OTHER FINANCING SOURCES	0.00	0.00	0	0.00	0	0.00	0	0.00	8,975.00	8,975.00
TOTAL OTHER FINANCING SOURCES (USES)	0.00	0.00		0.00		0.00		0.00	8,975.00	8,975.00
NET CHANGE IN FUND BALANCE	-2,340.00	-7,665.18		-5,971.00		-11,823.21		0.00	-4,894.00	6,929.21




FUND DEPT 3105-026 : CAPITAL ASSET REPLCMT FND - COUNTY TREASURER

9/12/2023 10:01:22 AM

PERIOD ENDING 8/31/2023

	ACTUAL LAST YEAR			ACTUAL THIS YEAR				ENCUMBRANCE	BUDGET	UNENCUMBERED BALANCE
	CURRENT MONTH	YEAR TO DATE	%	CURRENT MONTH	%	YEAR TO DATE	%			
EXPENDITURES										
5010 COMMODITIES	0.00	0.00	0	8,908.00	75	8,908.00	75	0.00	11,900.00	2,992.00
TOTAL EXPENDITURES	0.00	0.00	0	8,908.00	75	8,908.00	75	0.00	11,900.00	2,992.00
OTHER FINANCING SOURCES (USES)										
TOTAL OTHER FINANCING SOURCES (USES)	0.00	0.00		0.00		0.00		0.00	0.00	0.00
NET CHANGE IN FUND BALANCE	0.00	0.00		-8,908.00		-8,908.00		0.00	-11,900.00	-2,992.00



FUND DEPT 3105-028 : CAPITAL ASSET REPLCMT FND - INFORMATION TECHNOLOGY (IT)

9/12/2023 10:01:22 AM

PERIOD ENDING 8/31/2023

	ACTUAL LAST YEAR			ACTUAL THIS YEAR				ENCUMBRANCE	BUDGET	UNENCUMBERED BALANCE
	CURRENT MONTH	YEAR TO DATE	%	CURRENT MONTH	%	YEAR TO DATE	%			
REVENUES										
4009 MISCELLANEOUS REVENUES	0.00	0.00	0	0.00	0	35,205.31	0	0.00	0.00	-35,205.31
TOTAL REVENUES	0.00	0.00	0	0.00	0	35,205.31	0	0.00	0.00	-35,205.31
EXPENDITURES										
5010 COMMODITIES	0.00	19,333.99	69	173,747.91	97	173,747.91	97	0.00	179,262.00	5,514.09
5020 SERVICES	1,190.00	474,531.08	46	6,325.00	1	520,191.26	61	29,154.12	851,469.00	302,123.62
8000 CAPITAL OUTLAY	0.00	61,260.00	10	0.00	0	0.00	0	0.00	719,948.00	719,948.00
TOTAL EXPENDITURES	1,190.00	555,125.07	33	180,072.91	10	693,939.17	40	29,154.12	1,750,679.00	1,027,585.71
OTHER FINANCING SOURCES (USES)										
6001 OTHER FINANCING SOURCES	0.00	0.00	0	0.00	0	0.00	0	0.00	726,067.00	726,067.00
TOTAL OTHER FINANCING SOURCES (USES)	0.00	0.00		0.00		0.00		0.00	726,067.00	726,067.00
NET CHANGE IN FUND BALANCE	-1,190.00	-555,125.07		-180,072.91		-658,733.86		-29,154.12	-1,024,612.00	-336,724.02



FUND DEPT 3105-036 : CAPITAL ASSET REPLCMT FND - PUBLIC DEFENDER

9/12/2023 10:01:22 AM

PERIOD ENDING 8/31/2023

	ACTUAL LAST YEAR			ACTUAL THIS YEAR				ENCUMBRANCE	BUDGET	UNENCUMBERED BALANCE
	CURRENT MONTH	YEAR TO DATE	%	CURRENT MONTH	%	YEAR TO DATE	%			
EXPENDITURES										
5010 COMMODITIES	0.00	101.78	1	6,255.00	84	6,255.00	84	0.00	7,450.00	1,195.00
TOTAL EXPENDITURES	0.00	101.78	1	6,255.00	84	6,255.00	84	0.00	7,450.00	1,195.00
OTHER FINANCING SOURCES (USES)										
TOTAL OTHER FINANCING SOURCES (USES)	0.00	0.00		0.00		0.00		0.00	0.00	0.00
NET CHANGE IN FUND BALANCE	0.00	-101.78		-6,255.00		-6,255.00		0.00	-7,450.00	-1,195.00



FUND DEPT 3105-040 : CAPITAL ASSET REPLCMT FND - SHERIFF

9/12/2023 10:01:22 AM

PERIOD ENDING 8/31/2023

	ACTUAL LAST YEAR			ACTUAL THIS YEAR				ENCUMBRANCE	BUDGET	UNENCUMBERED BALANCE
	CURRENT MONTH	YEAR TO DATE	%	CURRENT MONTH	%	YEAR TO DATE	%			
EXPENDITURES										
5010 COMMODITIES	27,005.00	164,784.58	83	1,938.00	7	5,948.04	21	0.00	28,965.00	23,016.96
5020 SERVICES	0.00	25,560.00	56	0.00	0	25,560.00	75	0.00	34,080.00	8,520.00
TOTAL EXPENDITURES	27,005.00	190,344.58	78	1,938.00	3	31,508.04	50	0.00	63,045.00	31,536.96
OTHER FINANCING SOURCES (USES)										
6001 OTHER FINANCING SOURCES	0.00	0.00	0	0.00	0	0.00	0	0.00	48,367.00	48,367.00
TOTAL OTHER FINANCING SOURCES (USES)	0.00	0.00		0.00		0.00		0.00	48,367.00	48,367.00
NET CHANGE IN FUND BALANCE	-27,005.00	-190,344.58		-1,938.00		-31,508.04		0.00	-14,678.00	16,830.04




FUND DEPT 3105-041 : CAPITAL ASSET REPLCMT FND - STATES ATTORNEY

9/12/2023 10:01:22 AM

PERIOD ENDING 8/31/2023

	ACTUAL LAST YEAR			ACTUAL THIS YEAR				ENCUMBRANCE	BUDGET	UNENCUMBERED BALANCE
	CURRENT MONTH	YEAR TO DATE	%	CURRENT MONTH	%	YEAR TO DATE	%			
EXPENDITURES										
5010 COMMODITIES	24,793.00	25,286.00	76	0.00	0	0.00	0	0.00	4,850.00	4,850.00
TOTAL EXPENDITURES	24,793.00	25,286.00	29	0.00	0	0.00	0	0.00	4,850.00	4,850.00
OTHER FINANCING SOURCES (USES)										
6001 OTHER FINANCING SOURCES	0.00	0.00	0	0.00	0	0.00	0	0.00	81,422.00	81,422.00
TOTAL OTHER FINANCING SOURCES (USES)	0.00	0.00		0.00		0.00		0.00	81,422.00	81,422.00
NET CHANGE IN FUND BALANCE	-24,793.00	-25,286.00		0.00		0.00		0.00	76,572.00	76,572.00




FUND DEPT 3105-042 : CAPITAL ASSET REPLCMT FND - CORONER

9/12/2023 10:01:22 AM

PERIOD ENDING 8/31/2023

	ACTUAL LAST YEAR			ACTUAL THIS YEAR				ENCUMBRANCE	BUDGET	UNENCUMBERED BALANCE
	CURRENT MONTH	YEAR TO DATE	%	CURRENT MONTH	%	YEAR TO DATE	%			
EXPENDITURES										
5010 COMMODITIES	7,461.66	22,029.80	80	0.00	0	0.00	0	0.00	14,206.00	14,206.00
TOTAL EXPENDITURES	7,461.66	22,029.80	61	0.00	0	0.00	0	0.00	14,206.00	14,206.00
OTHER FINANCING SOURCES (USES)										
TOTAL OTHER FINANCING SOURCES (USES)	0.00	0.00		0.00		0.00		0.00	0.00	0.00
NET CHANGE IN FUND BALANCE	-7,461.66	-22,029.80		0.00		0.00		0.00	-14,206.00	-14,206.00



PERIOD ENDING 8/31/2023

	ACTUAL LAST YEAR			ACTUAL THIS YEAR				ENCUMBRANCE	BUDGET	UNENCUMBERED BALANCE
	CURRENT MONTH	YEAR TO DATE	%	CURRENT MONTH	%	YEAR TO DATE	%			
EXPENDITURES										
5010 COMMODITIES	0.00	0.00	0	1,180.00	28	1,180.00	28	0.00	4,225.00	3,045.00
8000 CAPITAL OUTLAY	0.00	0.00	0	0.00	0	0.00	0	0.00	116,200.00	116,200.00
TOTAL EXPENDITURES	0.00	0.00	0	1,180.00	1	1,180.00	1	0.00	120,425.00	119,245.00
OTHER FINANCING SOURCES (USES)										
6001 OTHER FINANCING SOURCES	0.00	0.00	0	0.00	0	0.00	0	0.00	15,692.00	15,692.00
TOTAL OTHER FINANCING SOURCES (USES)	0.00	0.00		0.00		0.00		0.00	15,692.00	15,692.00
NET CHANGE IN FUND BALANCE	0.00	0.00		-1,180.00		-1,180.00		0.00	-104,733.00	-103,553.00



FUND DEPT 3105-051 : CAPITAL ASSET REPLCMT FND - JUVENILE DETENTION CENTER

9/12/2023 10:01:22 AM

PERIOD ENDING 8/31/2023

	ACTUAL LAST YEAR			ACTUAL THIS YEAR				ENCUMBRANCE	BUDGET	UNENCUMBERED BALANCE
	CURRENT MONTH	YEAR TO DATE	%	CURRENT MONTH	%	YEAR TO DATE	%			
EXPENDITURES										
5010 COMMODITIES	1,073.00	1,073.00	18	6,369.00	50	6,369.00	50	0.00	12,656.00	6,287.00
5020 SERVICES	0.00	6,309.25	100	0.00	0	3,995.00	57	0.00	7,000.00	3,005.00
8000 CAPITAL OUTLAY	0.00	0.00	0	0.00	0	6,052.61	9	0.00	63,750.00	57,697.39
TOTAL EXPENDITURES	1,073.00	7,382.25	11	6,369.00	8	16,416.61	20	0.00	83,406.00	66,989.39
OTHER FINANCING SOURCES (USES)										
6001 OTHER FINANCING SOURCES	0.00	0.00	0	0.00	0	0.00	0	0.00	14,767.00	14,767.00
TOTAL OTHER FINANCING SOURCES (USES)	0.00	0.00		0.00		0.00		0.00	14,767.00	14,767.00
NET CHANGE IN FUND BALANCE	-1,073.00	-7,382.25		-6,369.00		-16,416.61		0.00	-68,639.00	-52,222.39



FUND DEPT 3105-052 : CAPITAL ASSET REPLCMT FND - COURT SERVICES -PROBATION

9/12/2023 10:01:22 AM

PERIOD ENDING 8/31/2023

	ACTUAL LAST YEAR			ACTUAL THIS YEAR				ENCUMBRANCE	BUDGET	UNENCUMBERED BALANCE
	CURRENT MONTH	YEAR TO DATE	%	CURRENT MONTH	%	YEAR TO DATE	%			
EXPENDITURES										
5010 COMMODITIES	2,362.28	6,595.44	51	30,770.00	37	43,720.00	53	0.00	82,825.00	39,105.00
8000 CAPITAL OUTLAY	0.00	0.00	0	0.00	0	0.00	0	0.00	7,601.00	7,601.00
TOTAL EXPENDITURES	2,362.28	6,595.44	24	30,770.00	34	43,720.00	48	0.00	90,426.00	46,706.00
OTHER FINANCING SOURCES (USES)										
6001 OTHER FINANCING SOURCES	0.00	0.00	0	0.00	0	0.00	0	0.00	39,523.00	39,523.00
TOTAL OTHER FINANCING SOURCES (USES)	0.00	0.00		0.00		0.00		0.00	39,523.00	39,523.00
NET CHANGE IN FUND BALANCE	-2,362.28	-6,595.44		-30,770.00		-43,720.00		0.00	-50,903.00	-7,183.00



FUND DEPT 3105-059 : CAPITAL ASSET REPLCMT FND - FACILITIES PLANNING

9/12/2023 10:01:22 AM

PERIOD ENDING 8/31/2023

	ACTUAL LAST YEAR			ACTUAL THIS YEAR				ENCUMBRANCE	BUDGET	UNENCUMBERED BALANCE
	CURRENT MONTH	YEAR TO DATE	%	CURRENT MONTH	%	YEAR TO DATE	%			
REVENUES										
4008 INVESTMENT EARNINGS	0.00	0.00	0	153,329.94	0	656,083.20	0	0.00	0.00	-656,083.20
4009 MISCELLANEOUS REVENUES	0.00	0.00	0	0.00	0	130,995.62	0	0.00	0.00	-130,995.62
TOTAL REVENUES	0.00	0.00	0	153,329.94	0	787,078.82	0	0.00	0.00	-787,078.82
EXPENDITURES										
5010 COMMODITIES	0.00	19,225.00	0	0.00	0	0.00	0	0.00	0.00	0.00
5020 SERVICES	1,606.31	162,777.34	26	5,600.00	2	42,037.01	12	0.00	350,000.00	307,962.99
8000 CAPITAL OUTLAY	107,618.40	1,843,713.64	41	3,311,328.53	7	12,545,949.46	27	53,629.17	46,916,315.00	34,316,736.37
TOTAL EXPENDITURES	109,224.71	2,025,715.98	39	3,316,928.53	7	12,587,986.47	27	53,629.17	47,266,315.00	34,624,699.36
OTHER FINANCING SOURCES (USES)										
6001 OTHER FINANCING SOURCES	0.00	0.00	0	0.00	0	0.00	0	0.00	9,460,000.00	9,460,000.00
TOTAL OTHER FINANCING SOURCES (USES)	0.00	0.00		0.00		0.00		0.00	9,460,000.00	9,460,000.00
NET CHANGE IN FUND BALANCE	-109,224.71	-2,025,715.98		-3,163,598.59		-11,800,907.65		-53,629.17	-37,806,315.00	-25,951,778.18



FUND DEPT 3105-071 : CAPITAL ASSET REPLCMT FND - PUBLIC PROP (PHYS, PLNT, FAC)

9/12/2023 10:01:22 AM

PERIOD ENDING 8/31/2023

	ACTUAL LAST YEAR			ACTUAL THIS YEAR				ENCUMBRANCE	BUDGET	UNENCUMBERED BALANCE
	CURRENT MONTH	YEAR TO DATE	%	CURRENT MONTH	%	YEAR TO DATE	%			
EXPENDITURES										
5010 COMMODITIES	0.00	0.00	0	4,638.00	6	4,638.00	6	0.00	73,150.00	68,512.00
8000 CAPITAL OUTLAY	0.00	38,107.00	50	0.00	0	0.00	0	69,393.00	102,150.00	32,757.00
TOTAL EXPENDITURES	0.00	38,107.00	44	4,638.00	3	4,638.00	3	69,393.00	175,300.00	101,269.00
OTHER FINANCING SOURCES (USES)										
6001 OTHER FINANCING SOURCES	0.00	0.00	0	0.00	0	0.00	0	0.00	135,247.00	135,247.00
TOTAL OTHER FINANCING SOURCES (USES)	0.00	0.00		0.00		0.00		0.00	135,247.00	135,247.00
NET CHANGE IN FUND BALANCE	0.00	-38,107.00		-4,638.00		-4,638.00		-69,393.00	-40,053.00	33,978.00



FUND DEPT 3105-077 : CAPITAL ASSET REPLCMT FND - ZONING AND ENFORCE (P&Z)

9/12/2023 10:01:22 AM

PERIOD ENDING 8/31/2023

	ACTUAL LAST YEAR			ACTUAL THIS YEAR				ENCUMBRANCE	BUDGET	UNENCUMBERED BALANCE
	CURRENT MONTH	YEAR TO DATE	%	CURRENT MONTH	%	YEAR TO DATE	%			
EXPENDITURES										
5010 COMMODITIES	2,400.00	2,400.00	62	1,938.00	50	1,938.00	50	0.00	3,900.00	1,962.00
5020 SERVICES	0.00	0.00	0	0.00	0	0.00	0	0.00	30,080.00	30,080.00
TOTAL EXPENDITURES	2,400.00	2,400.00	8	1,938.00	6	1,938.00	6	0.00	33,980.00	32,042.00
OTHER FINANCING SOURCES (USES)										
6001 OTHER FINANCING SOURCES	0.00	0.00	0	0.00	0	0.00	0	0.00	6,455.00	6,455.00
TOTAL OTHER FINANCING SOURCES (USES)	0.00	0.00		0.00		0.00		0.00	6,455.00	6,455.00
NET CHANGE IN FUND BALANCE	-2,400.00	-2,400.00		-1,938.00		-1,938.00		0.00	-27,525.00	-25,587.00



FUND DEPT 3105-140 : CAPITAL ASSET REPLCMT FND - CORRECTIONAL CENTER

9/12/2023 10:01:22 AM

PERIOD ENDING 8/31/2023

	ACTUAL LAST YEAR			ACTUAL THIS YEAR				ENCUMBRANCE	BUDGET	UNENCUMBERED BALANCE
	CURRENT MONTH	YEAR TO DATE	%	CURRENT MONTH	%	YEAR TO DATE	%			
EXPENDITURES										
5010 COMMODITIES	40,163.92	43,359.92	39	969.00	3	969.00	3	0.00	32,422.00	31,453.00
5020 SERVICES	0.00	139,593.20	81	8,526.68	6	87,850.18	59	0.00	150,114.00	62,263.82
8000 CAPITAL OUTLAY	0.00	0.00	0	0.00	0	0.00	0	0.00	214,335.00	214,335.00
TOTAL EXPENDITURES	40,163.92	182,953.12	51	9,495.68	2	88,819.18	22	0.00	396,871.00	308,051.82
OTHER FINANCING SOURCES (USES)										
6001 OTHER FINANCING SOURCES	0.00	0.00	0	0.00	0	0.00	0	0.00	250,579.00	250,579.00
TOTAL OTHER FINANCING SOURCES (USES)	0.00	0.00		0.00		0.00		0.00	250,579.00	250,579.00
NET CHANGE IN FUND BALANCE	-40,163.92	-182,953.12		-9,495.68		-88,819.18		0.00	-146,292.00	-57,472.82



FUND DEPT 3303-010 : COURT COMPLEX CONSTR FUND - COUNTY BOARD

9/12/2023 10:01:22 AM

PERIOD ENDING 8/31/2023

	ACTUAL LAST YEAR			ACTUAL THIS YEAR				ENCUMBRANCE	BUDGET	UNENCUMBERED BALANCE
	CURRENT MONTH	YEAR TO DATE	%	CURRENT MONTH	%	YEAR TO DATE	%			
REVENUES										
4008 INVESTMENT EARNINGS	51.24	198.57	794	429.50	859	657.38	131 5	0.00	50.00	-607.38
TOTAL REVENUES	51.24	198.57	794	429.50	859	657.38	131 5	0.00	50.00	-607.38
EXPENDITURES										
5020 SERVICES	0.00	0.00	0	0.00	0	0.00	0	0.00	17,133.00	17,133.00
TOTAL EXPENDITURES	0.00	0.00	0	0.00	0	0.00	0	0.00	17,133.00	17,133.00
OTHER FINANCING SOURCES (USES)										
TOTAL OTHER FINANCING SOURCES (USES)	0.00	0.00		0.00		0.00		0.00	0.00	0.00
NET CHANGE IN FUND BALANCE	51.24	198.57		429.50		657.38		0.00	-17,083.00	-17,740.38



FUND DEPT 4074-010 : 2003 NURS HM BOND DBT SRV - COUNTY BOARD

9/12/2023 10:01:22 AM

PERIOD ENDING 8/31/2023

	ACTUAL LAST YEAR			ACTUAL THIS YEAR				ENCUMBRANCE	BUDGET	UNENCUMBERED BALANCE
	CURRENT MONTH	YEAR TO DATE	%	CURRENT MONTH	%	YEAR TO DATE	%			
REVENUES										
TOTAL REVENUES	<i>0.00</i>	<i>0.00</i>	<i>0</i>	<i>0.00</i>	<i>0</i>	<i>0.00</i>	<i>0</i>	<i>0.00</i>	<i>0.00</i>	<i>0.00</i>
EXPENDITURES										
TOTAL EXPENDITURES	<i>0.00</i>	<i>0.00</i>	<i>0</i>	<i>0.00</i>	<i>0</i>	<i>0.00</i>	<i>0</i>	<i>0.00</i>	<i>0.00</i>	<i>0.00</i>
OTHER FINANCING SOURCES (USES)										
TOTAL OTHER FINANCING SOURCES (USES)	<i>0.00</i>	<i>0.00</i>		<i>0.00</i>		<i>0.00</i>		<i>0.00</i>	<i>0.00</i>	<i>0.00</i>
NET CHANGE IN FUND BALANCE	0.00	0.00		0.00		0.00		0.00	0.00	0.00



FUND DEPT 4350-010 : HWY FACIL BOND DEBT SERVICE - COUNTY BOARD

9/12/2023 10:01:22 AM

PERIOD ENDING 8/31/2023

	ACTUAL LAST YEAR			ACTUAL THIS YEAR				ENCUMBRANCE	BUDGET	UNENCUMBERED BALANCE
	CURRENT MONTH	YEAR TO DATE	%	CURRENT MONTH	%	YEAR TO DATE	%			
REVENUES										
TOTAL REVENUES	0.00	0.00	0	0.00	0	0.00	0	0.00	0.00	0.00
OTHER FINANCING SOURCES (USES)										
TOTAL OTHER FINANCING SOURCES (USES)	0.00	0.00		0.00		0.00		0.00	0.00	0.00
NET CHANGE IN FUND BALANCE	0.00	0.00		0.00		0.00		0.00	0.00	0.00




FUND DEPT 5081-075 : NURSING HOME - GENERAL COUNTY

9/12/2023 10:01:22 AM

PERIOD ENDING 8/31/2023

	ACTUAL LAST YEAR			ACTUAL THIS YEAR				ENCUMBRANCE	BUDGET	UNENCUMBERED BALANCE
	CURRENT MONTH	YEAR TO DATE	%	CURRENT MONTH	%	YEAR TO DATE	%			
OTHER FINANCING SOURCES (USES)										
TOTAL OTHER FINANCING SOURCES (USES)	<i>0.00</i>	<i>0.00</i>		<i>0.00</i>		<i>0.00</i>		<i>0.00</i>	<i>0.00</i>	<i>0.00</i>
NET CHANGE IN FUND BALANCE	0.00	0.00		0.00		0.00		0.00	0.00	0.00



FUND DEPT 5081-120 : NURSING HOME - EMPLOYEE GROUP INSURANCE

9/12/2023 10:01:22 AM

PERIOD ENDING 8/31/2023

	ACTUAL LAST YEAR			ACTUAL THIS YEAR				ENCUMBRANCE	BUDGET	UNENCUMBERED BALANCE
	CURRENT MONTH	YEAR TO DATE	%	CURRENT MONTH	%	YEAR TO DATE	%			
OTHER FINANCING SOURCES (USES)										
TOTAL OTHER FINANCING SOURCES (USES)	<i>0.00</i>	<i>0.00</i>		<i>0.00</i>		<i>0.00</i>		<i>0.00</i>	<i>0.00</i>	<i>0.00</i>
NET CHANGE IN FUND BALANCE	0.00	0.00		0.00		0.00		0.00	0.00	0.00



FUND DEPT 5081-405 : NURSING HOME - NURSING HOME TRANSITION

9/12/2023 10:01:22 AM

PERIOD ENDING 8/31/2023

	ACTUAL LAST YEAR			ACTUAL THIS YEAR				ENCUMBRANCE	BUDGET	UNENCUMBERED BALANCE
	CURRENT MONTH	YEAR TO DATE	%	CURRENT MONTH	%	YEAR TO DATE	%			
REVENUES										
4009 MISCELLANEOUS REVENUES	0.00	111,265.38	101	0.00	0	0.00	0	0.00	0.00	0.00
TOTAL REVENUES	0.00	111,265.38	101	0.00	0	0.00	0	0.00	0.00	0.00
EXPENDITURES										
TOTAL EXPENDITURES	0.00	0.00	0	0.00	0	0.00	0	0.00	0.00	0.00
OTHER FINANCING SOURCES (USES)										
TOTAL OTHER FINANCING SOURCES (USES)	0.00	0.00		0.00		0.00		0.00	0.00	0.00
NET CHANGE IN FUND BALANCE	0.00	111,265.38		0.00		0.00		0.00	0.00	0.00



FUND DEPT 5081-410 : NURSING HOME - ADMINISTRATIVE

9/12/2023 10:01:22 AM

PERIOD ENDING 8/31/2023

	ACTUAL LAST YEAR			ACTUAL THIS YEAR				ENCUMBRANCE	BUDGET	UNENCUMBERED BALANCE
	CURRENT MONTH	YEAR TO DATE	%	CURRENT MONTH	%	YEAR TO DATE	%			
REVENUES										
4008 INVESTMENT EARNINGS	154.29	472.76	0	442.70	111	3,106.57	777	0.00	400.00	-2,706.57
4009 MISCELLANEOUS REVENUES	0.00	0.00	0	-116,416.22	0	-116,416.22	0	0.00	0.00	116,416.22
TOTAL REVENUES	154.29	472.76	0	-115,973.52	289	-113,309.65	283	0.00	400.00	113,709.65
					93		27			
EXPENDITURES										
5020 SERVICES	0.00	12,007.80	48	24,818.89	15	106,706.29	65	0.00	165,000.00	58,293.71
TOTAL EXPENDITURES	0.00	12,007.80	48	24,818.89	15	106,706.29	65	0.00	165,000.00	58,293.71
OTHER FINANCING SOURCES (USES)										
TOTAL OTHER FINANCING SOURCES (USES)	0.00	0.00		0.00		0.00		0.00	0.00	0.00
NET CHANGE IN FUND BALANCE	154.29	-11,535.04		-140,792.41		-220,015.94		0.00	-164,600.00	55,415.94



FUND DEPT 5081-415 : NURSING HOME - ENVIRONMENTAL SERVICES

9/12/2023 10:01:22 AM

PERIOD ENDING 8/31/2023

	ACTUAL LAST YEAR			ACTUAL THIS YEAR				ENCUMBRANCE	BUDGET	UNENCUMBERED BALANCE
	CURRENT MONTH	YEAR TO DATE	%	CURRENT MONTH	%	YEAR TO DATE	%			
EXPENDITURES										
TOTAL EXPENDITURES	0.00	0.00	0	0.00	0	0.00	0	0.00	0.00	0.00
NET CHANGE IN FUND BALANCE	0.00	0.00		0.00		0.00		0.00	0.00	0.00



FUND DEPT 5081-420 : NURSING HOME - LAUNDRY

9/12/2023 10:01:22 AM

PERIOD ENDING 8/31/2023

	ACTUAL LAST YEAR			ACTUAL THIS YEAR				ENCUMBRANCE	BUDGET	UNENCUMBERED BALANCE
	CURRENT MONTH	YEAR TO DATE	%	CURRENT MONTH	%	YEAR TO DATE	%			
EXPENDITURES										
TOTAL EXPENDITURES	0.00	0.00	0	0.00	0	0.00	0	0.00	0.00	0.00
NET CHANGE IN FUND BALANCE	0.00	0.00		0.00		0.00		0.00	0.00	0.00



FUND DEPT 5081-425 : NURSING HOME - MAINTENANCE

9/12/2023 10:01:22 AM

PERIOD ENDING 8/31/2023

	ACTUAL LAST YEAR			ACTUAL THIS YEAR				ENCUMBRANCE	BUDGET	UNENCUMBERED BALANCE
	CURRENT MONTH	YEAR TO DATE	%	CURRENT MONTH	%	YEAR TO DATE	%			
EXPENDITURES										
TOTAL EXPENDITURES	0.00	0.00	0	0.00	0	0.00	0	0.00	0.00	0.00
NET CHANGE IN FUND BALANCE	0.00	0.00		0.00		0.00		0.00	0.00	0.00



FUND DEPT 5081-430 : NURSING HOME - NURSING SERVICES

9/12/2023 10:01:22 AM

PERIOD ENDING 8/31/2023

	ACTUAL LAST YEAR			ACTUAL THIS YEAR				ENCUMBRANCE	BUDGET	UNENCUMBERED BALANCE
	CURRENT MONTH	YEAR TO DATE	%	CURRENT MONTH	%	YEAR TO DATE	%			
EXPENDITURES										
TOTAL EXPENDITURES	0.00	0.00	0	0.00	0	0.00	0	0.00	0.00	0.00
NET CHANGE IN FUND BALANCE	0.00	0.00		0.00		0.00		0.00	0.00	0.00




FUND DEPT 5081-440 : NURSING HOME - ACTIVITIES

9/12/2023 10:01:22 AM

PERIOD ENDING 8/31/2023

	ACTUAL LAST YEAR			ACTUAL THIS YEAR				ENCUMBRANCE	BUDGET	UNENCUMBERED BALANCE
	CURRENT MONTH	YEAR TO DATE	%	CURRENT MONTH	%	YEAR TO DATE	%			
EXPENDITURES										
TOTAL EXPENDITURES	0.00	0.00	0	0.00	0	0.00	0	0.00	0.00	0.00
NET CHANGE IN FUND BALANCE	0.00	0.00		0.00		0.00		0.00	0.00	0.00



FUND DEPT 5081-441 : NURSING HOME - SOCIAL SERVICES

9/12/2023 10:01:22 AM

PERIOD ENDING 8/31/2023

	ACTUAL LAST YEAR			ACTUAL THIS YEAR				ENCUMBRANCE	BUDGET	UNENCUMBERED BALANCE
	CURRENT MONTH	YEAR TO DATE	%	CURRENT MONTH	%	YEAR TO DATE	%			
EXPENDITURES										
TOTAL EXPENDITURES	0.00	0.00	0	0.00	0	0.00	0	0.00	0.00	0.00
NET CHANGE IN FUND BALANCE	0.00	0.00		0.00		0.00		0.00	0.00	0.00



FUND DEPT 5081-445 : NURSING HOME - PHYSICAL THERAPY

9/12/2023 10:01:22 AM

PERIOD ENDING 8/31/2023

	ACTUAL LAST YEAR			ACTUAL THIS YEAR				ENCUMBRANCE	BUDGET	UNENCUMBERED BALANCE
	CURRENT MONTH	YEAR TO DATE	%	CURRENT MONTH	%	YEAR TO DATE	%			
EXPENDITURES										
TOTAL EXPENDITURES	0.00	0.00	0	0.00	0	0.00	0	0.00	0.00	0.00
NET CHANGE IN FUND BALANCE	0.00	0.00		0.00		0.00		0.00	0.00	0.00




FUND DEPT 5081-446 : NURSING HOME - OCCUPATIONAL THERAPY

9/12/2023 10:01:22 AM

PERIOD ENDING 8/31/2023

	ACTUAL LAST YEAR			ACTUAL THIS YEAR				ENCUMBRANCE	BUDGET	UNENCUMBERED BALANCE
	CURRENT MONTH	YEAR TO DATE	%	CURRENT MONTH	%	YEAR TO DATE	%			
EXPENDITURES										
TOTAL EXPENDITURES	0.00	0.00	0	0.00	0	0.00	0	0.00	0.00	0.00
NET CHANGE IN FUND BALANCE	0.00	0.00		0.00		0.00		0.00	0.00	0.00



FUND DEPT 5081-447 : NURSING HOME - RESPIRATORY THERAPY

9/12/2023 10:01:22 AM

PERIOD ENDING 8/31/2023

	ACTUAL LAST YEAR			ACTUAL THIS YEAR				ENCUMBRANCE	BUDGET	UNENCUMBERED BALANCE
	CURRENT MONTH	YEAR TO DATE	%	CURRENT MONTH	%	YEAR TO DATE	%			
EXPENDITURES										
TOTAL EXPENDITURES	0.00	0.00	0	0.00	0	0.00	0	0.00	0.00	0.00
NET CHANGE IN FUND BALANCE	0.00	0.00		0.00		0.00		0.00	0.00	0.00



FUND DEPT 5081-448 : NURSING HOME - SPEECH THERAPY

9/12/2023 10:01:22 AM

PERIOD ENDING 8/31/2023

	ACTUAL LAST YEAR			ACTUAL THIS YEAR				ENCUMBRANCE	BUDGET	UNENCUMBERED BALANCE
	CURRENT MONTH	YEAR TO DATE	%	CURRENT MONTH	%	YEAR TO DATE	%			
EXPENDITURES										
TOTAL EXPENDITURES	0.00	0.00	0	0.00	0	0.00	0	0.00	0.00	0.00
NET CHANGE IN FUND BALANCE	0.00	0.00		0.00		0.00		0.00	0.00	0.00



FUND DEPT 5081-450 : NURSING HOME - DIETARY

9/12/2023 10:01:22 AM

PERIOD ENDING 8/31/2023

	ACTUAL LAST YEAR			ACTUAL THIS YEAR				ENCUMBRANCE	BUDGET	UNENCUMBERED BALANCE
	CURRENT MONTH	YEAR TO DATE	%	CURRENT MONTH	%	YEAR TO DATE	%			
EXPENDITURES										
TOTAL EXPENDITURES	0.00	0.00	0	0.00	0	0.00	0	0.00	0.00	0.00
NET CHANGE IN FUND BALANCE	0.00	0.00		0.00		0.00		0.00	0.00	0.00



FUND DEPT 5081-455 : NURSING HOME - BEAUTY SHOP

9/12/2023 10:01:22 AM

PERIOD ENDING 8/31/2023

	ACTUAL LAST YEAR			ACTUAL THIS YEAR				ENCUMBRANCE	BUDGET	UNENCUMBERED BALANCE
	CURRENT MONTH	YEAR TO DATE	%	CURRENT MONTH	%	YEAR TO DATE	%			
EXPENDITURES										
TOTAL EXPENDITURES	0.00	0.00	0	0.00	0	0.00	0	0.00	0.00	0.00
NET CHANGE IN FUND BALANCE	0.00	0.00		0.00		0.00		0.00	0.00	0.00



FUND DEPT 5081-460 : NURSING HOME - ADULT DAY CARE

9/12/2023 10:01:22 AM

PERIOD ENDING 8/31/2023

	ACTUAL LAST YEAR			ACTUAL THIS YEAR				ENCUMBRANCE	BUDGET	UNENCUMBERED BALANCE
	CURRENT MONTH	YEAR TO DATE	%	CURRENT MONTH	%	YEAR TO DATE	%			
EXPENDITURES										
TOTAL EXPENDITURES	0.00	0.00	0	0.00	0	0.00	0	0.00	0.00	0.00
NET CHANGE IN FUND BALANCE	0.00	0.00		0.00		0.00		0.00	0.00	0.00



FUND DEPT 5081-462 : NURSING HOME - ALZHEIMERS UNIT

9/12/2023 10:01:22 AM

PERIOD ENDING 8/31/2023

	ACTUAL LAST YEAR			ACTUAL THIS YEAR				ENCUMBRANCE	BUDGET	UNENCUMBERED BALANCE
	CURRENT MONTH	YEAR TO DATE	%	CURRENT MONTH	%	YEAR TO DATE	%			
EXPENDITURES										
TOTAL EXPENDITURES	0.00	0.00	0	0.00	0	0.00	0	0.00	0.00	0.00
NET CHANGE IN FUND BALANCE	0.00	0.00		0.00		0.00		0.00	0.00	0.00




FUND DEPT 6476-118 : SELF-FUNDED INSURANCE - PROPERTY/LIABILITY INSUR

9/12/2023 10:01:22 AM

PERIOD ENDING 8/31/2023

	ACTUAL LAST YEAR			ACTUAL THIS YEAR				ENCUMBRANCE	BUDGET	UNENCUMBERED BALANCE
	CURRENT MONTH	YEAR TO DATE	%	CURRENT MONTH	%	YEAR TO DATE	%			
REVENUES										
4007 CHARGES FOR SERVICES	0.00	0.00	0	0.00	0	0.00	0	0.00	1,541,801.00	1,541,801.00
4009 MISCELLANEOUS REVENUES	0.00	20.00	0	0.00	0	678.50	0	0.00	0.00	-678.50
TOTAL REVENUES	0.00	20.00	0	0.00	0	678.50	0	0.00	1,541,801.00	1,541,122.50
EXPENDITURES										
5020 SERVICES	124,235.92	1,148,727.06	55	105,837.52	5	1,144,097.01	58	0.00	1,989,643.00	845,545.99
TOTAL EXPENDITURES	124,235.92	1,148,727.06	55	105,837.52	5	1,144,097.01	58	0.00	1,989,643.00	845,545.99
OTHER FINANCING SOURCES (USES)										
6001 OTHER FINANCING SOURCES	38,056.00	182,936.00	73	0.00	0	0.00	0	0.00	250,000.00	250,000.00
7001 OTHER FINANCING USES	0.00	0.00	0	0.00	0	0.00	0	0.00	-5,739.00	-5,739.00
TOTAL OTHER FINANCING SOURCES (USES)	38,056.00	182,936.00		0.00		0.00		0.00	244,261.00	244,261.00
NET CHANGE IN FUND BALANCE	-86,179.92	-965,771.06		-105,837.52		-1,143,418.51		0.00	-203,581.00	939,837.51



PERIOD ENDING 8/31/2023

	ACTUAL LAST YEAR			ACTUAL THIS YEAR				ENCUMBRANCE	BUDGET	UNENCUMBERED BALANCE
	CURRENT MONTH	YEAR TO DATE	%	CURRENT MONTH	%	YEAR TO DATE	%			
REVENUES										
4007 CHARGES FOR SERVICES	0.00	602,311.32	63	107,621.04	11	731,761.86	74	0.00	982,390.00	250,628.14
4008 INVESTMENT EARNINGS	4,378.81	12,133.55	758	12,216.26	244	55,091.76	1102	0.00	5,000.00	-50,091.76
4009 MISCELLANEOUS REVENUES	0.00	295.82	0	0.00	0	0.00	0	0.00	0.00	0.00
TOTAL REVENUES	4,378.81	614,740.69	64	119,837.30	12	786,853.62	80	0.00	987,390.00	200,536.38
EXPENDITURES										
5003 FRINGE BENEFITS	46,654.62	440,273.05	47	48,971.13	5	539,717.52	56	0.00	968,025.00	428,307.48
5010 COMMODITIES	0.00	0.00	0	0.00	0	0.00	0	0.00	50.00	50.00
5020 SERVICES	0.00	0.00	0	7,250.00	91	7,250.00	91	0.00	8,000.00	750.00
TOTAL EXPENDITURES	46,654.62	440,273.05	47	56,221.13	6	546,967.52	56	0.00	976,075.00	429,107.48
OTHER FINANCING SOURCES (USES)										
7001 OTHER FINANCING USES	0.00	0.00	0	0.00	0	0.00	0	0.00	-11,478.00	-11,478.00
TOTAL OTHER FINANCING SOURCES (USES)	0.00	0.00		0.00		0.00		0.00	-11,478.00	-11,478.00
NET CHANGE IN FUND BALANCE	-42,275.81	174,467.64		63,616.17		239,886.10		0.00	-163.00	-240,049.10



FUND DEPT 6620-120 : HEALTH-LIFE INSURANCE - EMPLOYEE GROUP INSURANCE

9/12/2023 10:01:22 AM

PERIOD ENDING 8/31/2023

	ACTUAL LAST YEAR			ACTUAL THIS YEAR				ENCUMBRANCE	BUDGET	UNENCUMBERED BALANCE
	CURRENT MONTH	YEAR TO DATE	%	CURRENT MONTH	%	YEAR TO DATE	%			
REVENUES										
4007 CHARGES FOR SERVICES	427,985.10	3,657,162.13	0	0.00	0	22,793.16	0	0.00	7,558,400.00	7,535,606.84
4008 INVESTMENT EARNINGS	1,042.69	1,585.76	0	1,491.85	746	4,567.87	228 4	0.00	200.00	-4,367.87
4009 MISCELLANEOUS REVENUES	370.00	555.00	0	0.00	0	0.00	0	0.00	0.00	0.00
TOTAL REVENUES	429,397.79	3,659,302.89	49	1,491.85	0	27,361.03	0	0.00	7,558,600.00	7,531,238.97
EXPENDITURES										
5003 FRINGE BENEFITS	525,679.30	3,818,275.01	52	-5,332.21	0	0.00	0	0.00	7,499,800.00	7,499,800.00
5010 COMMODITIES	0.00	0.00	0	0.00	0	540.50	100	0.00	540.50	0.00
5020 SERVICES	0.00	0.00	0	-2,264.73	-4	49,885.27	86	0.00	58,259.50	8,374.23
TOTAL EXPENDITURES	525,679.30	3,818,275.01	51	-7,596.94	0	50,425.77	1	0.00	7,558,600.00	7,508,174.23
OTHER FINANCING SOURCES (USES)										
TOTAL OTHER FINANCING SOURCES (USES)	0.00	0.00		0.00		0.00		0.00	0.00	0.00
NET CHANGE IN FUND BALANCE	-96,281.51	-158,972.12		9,088.79		-23,064.74		0.00	0.00	23,064.74



FUND DEPT 7086-060 : TOWNSHIP MOTOR FUEL TAX - HIGHWAY

9/12/2023 10:01:22 AM

PERIOD ENDING 8/31/2023

	ACTUAL LAST YEAR			ACTUAL THIS YEAR				ENCUMBRANCE	BUDGET	UNENCUMBERED BALANCE
	CURRENT MONTH	YEAR TO DATE	%	CURRENT MONTH	%	YEAR TO DATE	%			
REVENUES										
4004 INTERGOVERNMENTAL REVENUE	267,824.86	1,781,514.50	0	574,219.31	0	1,964,813.11	0	0.00	0.00	-1,964,813.11
4008 INVESTMENT EARNINGS	5,669.12	14,786.32	0	7,541.55	0	-201,261.62	0	0.00	0.00	201,261.62
TOTAL REVENUES	273,493.98	1,796,300.82	0	581,760.86	0	1,763,551.49	0	0.00	0.00	-1,763,551.49
EXPENDITURES										
5020 SERVICES	891,801.99	1,910,048.44	13	380,318.19	8	3,471,385.75	69	0.00	5,000,000.00	1,528,614.25
TOTAL EXPENDITURES	891,801.99	1,910,048.44	13	380,318.19	8	3,471,385.75	69	0.00	5,000,000.00	1,528,614.25
NET CHANGE IN FUND BALANCE	-618,308.01	-113,747.62		201,442.67		-1,707,834.26		0.00	-5,000,000.00	-3,292,165.74



FUND DEPT 7087-060 : TOWNSHIP BRIDGE - HIGHWAY

9/12/2023 10:01:22 AM

PERIOD ENDING 8/31/2023

	ACTUAL LAST YEAR			ACTUAL THIS YEAR				ENCUMBRANCE	BUDGET	UNENCUMBERED BALANCE
	CURRENT MONTH	YEAR TO DATE	%	CURRENT MONTH	%	YEAR TO DATE	%			
REVENUES										
4004 INTERGOVERNMENTAL REVENUE	0.00	767,364.50	0	0.00	0	0.00	0	0.00	0.00	0.00
4008 INVESTMENT EARNINGS	1,440.26	2,757.95	0	4.49	0	-6.43	0	0.00	0.00	6.43
TOTAL REVENUES	1,440.26	770,122.45	0	4.49	0	-6.43	0	0.00	0.00	6.43
EXPENDITURES										
8000 CAPITAL OUTLAY	0.00	13,549.75	0	0.00	0	0.00	0	0.00	0.00	0.00
TOTAL EXPENDITURES	0.00	13,549.75	0	0.00	0	0.00	0	0.00	0.00	0.00
NET CHANGE IN FUND BALANCE	1,440.26	756,572.70		4.49		-6.43		0.00	0.00	6.43




FUND DEPT 7097-026 : ESTATE - COUNTY TREASURER

9/12/2023 10:01:22 AM

PERIOD ENDING 8/31/2023

	ACTUAL LAST YEAR			ACTUAL THIS YEAR				ENCUMBRANCE	BUDGET	UNENCUMBERED BALANCE
	CURRENT MONTH	YEAR TO DATE	%	CURRENT MONTH	%	YEAR TO DATE	%			
REVENUES										
4008 INVESTMENT EARNINGS	73.98	186.16	0	0.00	0	0.00	0	0.00	0.00	0.00
TOTAL REVENUES	73.98	186.16	0	0.00	0	0.00	0	0.00	0.00	0.00
NET CHANGE IN FUND BALANCE	73.98	186.16		0.00		0.00		0.00	0.00	0.00



FUND DEPT 7667-026 : PROPERTY CONDEMNATIONS - COUNTY TREASURER

9/12/2023 10:01:22 AM

PERIOD ENDING 8/31/2023

	ACTUAL LAST YEAR			ACTUAL THIS YEAR				ENCUMBRANCE	BUDGET	UNENCUMBERED BALANCE
	CURRENT MONTH	YEAR TO DATE	%	CURRENT MONTH	%	YEAR TO DATE	%			
REVENUES										
4008 INVESTMENT EARNINGS	318.00	863.37	0	0.00	0	0.00	0	0.00	0.00	0.00
TOTAL REVENUES	318.00	863.37	0	0.00	0	0.00	0	0.00	0.00	0.00
OTHER FINANCING SOURCES (USES)										
TOTAL OTHER FINANCING SOURCES (USES)	0.00	0.00		0.00		0.00		0.00	0.00	0.00
NET CHANGE IN FUND BALANCE	318.00	863.37		0.00		0.00		0.00	0.00	0.00



FUND DEPT 7687-040 : SHERIFF FORECLOSURES - SHERIFF

9/12/2023 10:01:22 AM

PERIOD ENDING 8/31/2023

	ACTUAL LAST YEAR			ACTUAL THIS YEAR				ENCUMBRANCE	BUDGET	UNENCUMBERED BALANCE
	CURRENT MONTH	YEAR TO DATE	%	CURRENT MONTH	%	YEAR TO DATE	%			
REVENUES										
4008 INVESTMENT EARNINGS	989.61	2,859.89	0	0.00	0	0.00	0	0.00	0.00	0.00
TOTAL REVENUES	989.61	2,859.89	0	0.00	0	0.00	0	0.00	0.00	0.00
OTHER FINANCING SOURCES (USES)										
6001 OTHER FINANCING SOURCES	492,158.79	1,350,686.99	0	-1,853,791.81	0	0.00	0	0.00	0.00	0.00
TOTAL OTHER FINANCING SOURCES (USES)	492,158.79	1,350,686.99		-1,853,791.81		0.00		0.00	0.00	0.00
NET CHANGE IN FUND BALANCE	493,148.40	1,353,546.88		-1,853,791.81		0.00		0.00	0.00	0.00



FUND DEPT 7699-020 : GARNISHMENTS - AUDITOR

9/12/2023 10:01:22 AM

PERIOD ENDING 8/31/2023

	ACTUAL LAST YEAR			ACTUAL THIS YEAR				ENCUMBRANCE	BUDGET	UNENCUMBERED BALANCE
	CURRENT MONTH	YEAR TO DATE	%	CURRENT MONTH	%	YEAR TO DATE	%			
REVENUES										
4008 INVESTMENT EARNINGS	0.96	4.37	0	0.00	0	0.00	0	0.00	0.00	0.00
TOTAL REVENUES	0.96	4.37	0	0.00	0	0.00	0	0.00	0.00	0.00
OTHER FINANCING SOURCES (USES)										
6001 OTHER FINANCING SOURCES	0.00	51,644.12	0	0.00	0	0.00	0	0.00	0.00	0.00
TOTAL OTHER FINANCING SOURCES (USES)	0.00	51,644.12		0.00		0.00		0.00	0.00	0.00
NET CHANGE IN FUND BALANCE	0.96	51,648.49		0.00		0.00		0.00	0.00	0.00



PERIOD ENDING 8/31/2023

	ACTUAL LAST YEAR			ACTUAL THIS YEAR				ENCUMBRANCE	BUDGET	UNENCUMBERED BALANCE
	CURRENT MONTH	YEAR TO DATE	%	CURRENT MONTH	%	YEAR TO DATE	%			
REVENUES										
4004 INTERGOVERNMENTAL REVENUE	8,100.50	210,347.37	38	121,518.25	22	265,939.39	49	0.00	546,436.00	280,496.61
4007 CHARGES FOR SERVICES	688.00	33,019.38	60	19,859.10	33	48,137.01	80	0.00	60,500.00	12,362.99
4008 INVESTMENT EARNINGS	567.66	1,560.84	312	1,118.66	224	7,007.88	140 2	0.00	500.00	-6,507.88
4009 MISCELLANEOUS REVENUES	0.00	3,533.00	28	0.00	0	5,319.81	41	0.00	13,000.00	7,680.19
TOTAL REVENUES	9,356.16	248,460.59	40	142,496.01	23	326,404.09	53	0.00	620,436.00	294,031.91
EXPENDITURES										
5001 SALARIES AND WAGES	31,804.02	242,126.76	61	30,477.21	7	259,914.38	63	0.00	412,332.00	152,417.62
5003 FRINGE BENEFITS	8,616.54	58,791.51	45	12,518.99	10	61,352.91	49	0.00	124,425.00	63,072.09
5010 COMMODITIES	0.00	849.96	17	0.00	0	2,401.37	38	0.00	6,400.00	3,998.63
5020 SERVICES	1,354.43	15,643.56	21	247.73	1	9,157.25	25	0.00	37,035.00	27,877.75
TOTAL EXPENDITURES	41,774.99	317,411.79	52	43,243.93	7	332,825.91	57	0.00	580,192.00	247,366.09
OTHER FINANCING SOURCES (USES)										
7001 OTHER FINANCING USES	0.00	0.00	0	0.00	0	0.00	0	0.00	-61,500.00	-61,500.00
TOTAL OTHER FINANCING SOURCES (USES)	0.00	0.00		0.00		0.00		0.00	-61,500.00	-61,500.00
NET CHANGE IN FUND BALANCE	-32,418.83	-68,951.20		99,252.08		-6,421.82		0.00	-21,256.00	-14,834.18



FUND DEPT 8850-112 : GEOG INF SYS JOINT VENTUR - CAPITAL/TECHNOLOGY PURCH

9/12/2023 10:01:22 AM

PERIOD ENDING 8/31/2023

	ACTUAL LAST YEAR			ACTUAL THIS YEAR				ENCUMBRANCE	BUDGET	UNENCUMBERED BALANCE
	CURRENT MONTH	YEAR TO DATE	%	CURRENT MONTH	%	YEAR TO DATE	%			
REVENUES										
TOTAL REVENUES	0.00	0.00	0	0.00	0	0.00	0	0.00	0.00	0.00
EXPENDITURES										
5010 COMMODITIES	1,281.92	3,848.66	20	2,893.80	66	4,366.01	99	0.00	4,400.00	33.99
5020 SERVICES	0.00	53,859.60	84	0.00	0	39,862.31	65	0.00	61,190.00	21,327.69
8000 CAPITAL OUTLAY	0.00	0.00	0	0.00	0	0.00	0	0.00	6,100.00	6,100.00
TOTAL EXPENDITURES	1,281.92	57,708.26	69	2,893.80	4	44,228.32	62	0.00	71,690.00	27,461.68
OTHER FINANCING SOURCES (USES)										
6001 OTHER FINANCING SOURCES	0.00	0.00	0	0.00	0	0.00	0	0.00	58,500.00	58,500.00
TOTAL OTHER FINANCING SOURCES (USES)	0.00	0.00		0.00		0.00		0.00	58,500.00	58,500.00
NET CHANGE IN FUND BALANCE	-1,281.92	-57,708.26		-2,893.80		-44,228.32		0.00	-13,190.00	31,038.32



FUND DEPT 8850-672 : GEOG INF SYS JOINT VENTUR - AERIAL PHOTOGRAPHY PROJ

9/12/2023 10:01:22 AM

PERIOD ENDING 8/31/2023

	ACTUAL LAST YEAR			ACTUAL THIS YEAR				ENCUMBRANCE	BUDGET	UNENCUMBERED BALANCE
	CURRENT MONTH	YEAR TO DATE	%	CURRENT MONTH	%	YEAR TO DATE	%			
REVENUES										
4004 INTERGOVERNMENTAL REVENUE	0.00	23,177.50	73	4,560.00	4	21,863.75	20	0.00	106,750.00	84,886.25
TOTAL REVENUES	0.00	23,177.50	73	4,560.00	4	21,863.75	20	0.00	106,750.00	84,886.25
EXPENDITURES										
5020 SERVICES	0.00	0.00	0	0.00	0	93,000.00	50	0.00	185,000.00	92,000.00
TOTAL EXPENDITURES	0.00	0.00	0	0.00	0	93,000.00	50	0.00	185,000.00	92,000.00
NET CHANGE IN FUND BALANCE	0.00	23,177.50		4,560.00		-71,136.25		0.00	-78,250.00	-7,113.75