



FUND DEPT 1080-010 : GENERAL CORPORATE - COUNTY BOARD

4/10/2023 1:15:05 PM

PERIOD ENDING 3/31/2023

	ACTUAL LAST YEAR			ACTUAL THIS YEAR				ENCUMBRANCE	BUDGET	UNENCUMBERED BALANCE
	CURRENT MONTH	YEAR TO DATE	%	CURRENT MONTH	%	YEAR TO DATE	%			
REVENUES										
4007 CHARGES FOR SERVICES	0.00	0.00	0	752.00	251	1,052.74	351	0.00	300.00	-752.74
4009 MISCELLANEOUS REVENUES	0.00	0.00	0	0.00	0	0.00	0	0.00	2,000.00	2,000.00
4010 RENTS AND ROYALTIES	0.00	0.00	0	59.30	0	7,363.17	2	0.00	425,000.00	417,636.83
TOTAL REVENUES	0.00	0.00	0	811.30	0	8,415.91	2	0.00	427,300.00	418,884.09
EXPENDITURES										
5001 SALARIES AND WAGES	3,983.08	11,529.24	7	5,003.08	3	12,954.24	8	0.00	164,000.00	151,045.76
5010 COMMODITIES	0.00	0.00	0	0.00	0	21.50	0	0.00	5,250.00	5,228.50
5020 SERVICES	2,741.51	43,026.16	42	602.23	1	56,538.96	54	0.00	104,035.00	47,496.04
TOTAL EXPENDITURES	6,724.59	54,555.40	20	5,605.31	2	69,514.70	25	0.00	273,285.00	203,770.30
NET CHANGE IN FUND BALANCE	-6,724.59	-54,555.40		-4,794.01		-61,098.79		0.00	154,015.00	215,113.79



FUND DEPT 1080-012 : GENERAL CORPORATE - TORNADO SIRENS

4/10/2023 1:15:05 PM

PERIOD ENDING 3/31/2023

	ACTUAL LAST YEAR			ACTUAL THIS YEAR				ENCUMBRANCE	BUDGET	UNENCUMBERED BALANCE
	CURRENT MONTH	YEAR TO DATE	%	CURRENT MONTH	%	YEAR TO DATE	%			
REVENUES										
4004 INTERGOVERNMENTAL REVENUE	0.00	3,990.00	100	0.00	0	0.00	0	0.00	0.00	0.00
TOTAL REVENUES	0.00	3,990.00	100	0.00	0	0.00	0	0.00	0.00	0.00
EXPENDITURES										
5020 SERVICES	0.00	3,990.00	100	0.00	0	0.00	0	0.00	0.00	0.00
TOTAL EXPENDITURES	0.00	3,990.00	100	0.00	0	0.00	0	0.00	0.00	0.00
NET CHANGE IN FUND BALANCE	0.00	0.00		0.00		0.00		0.00	0.00	0.00



FUND DEPT 1080-013 : GENERAL CORPORATE - DEBT SERVICE

4/10/2023 1:15:05 PM

PERIOD ENDING 3/31/2023

	ACTUAL LAST YEAR			ACTUAL THIS YEAR				ENCUMBRANCE	BUDGET	UNENCUMBERED BALANCE
	CURRENT MONTH	YEAR TO DATE	%	CURRENT MONTH	%	YEAR TO DATE	%			
REVENUES										
4004 INTERGOVERNMENTAL REVENUE	0.00	0.00	0	146,751.00	9	146,751.00	9	0.00	1,578,901.00	1,432,150.00
TOTAL REVENUES	0.00	0.00	0	146,751.00	9	146,751.00	9	0.00	1,578,901.00	1,432,150.00
EXPENDITURES										
5050 INTEREST AND FISCAL CHARGES	0.00	0.00	0	0.00	0	0.00	0	0.00	1,578,901.00	1,578,901.00
TOTAL EXPENDITURES	0.00	0.00	0	0.00	0	0.00	0	0.00	1,578,901.00	1,578,901.00
OTHER FINANCING SOURCES (USES)										
TOTAL OTHER FINANCING SOURCES (USES)	0.00	0.00		0.00		0.00		0.00	0.00	0.00
NET CHANGE IN FUND BALANCE	0.00	0.00		146,751.00		146,751.00		0.00	0.00	-146,751.00



FUND DEPT 1080-016 : GENERAL CORPORATE - ADMINISTRATIVE SERVICES

4/10/2023 1:15:05 PM

PERIOD ENDING 3/31/2023

	ACTUAL LAST YEAR			ACTUAL THIS YEAR				ENCUMBRANCE	BUDGET	UNENCUMBERED BALANCE
	CURRENT MONTH	YEAR TO DATE	%	CURRENT MONTH	%	YEAR TO DATE	%			
REVENUES										
4004 INTERGOVERNMENTAL REVENUE	0.00	0.00	0	23.57	0	23.57	0	0.00	7,000.00	6,976.43
4009 MISCELLANEOUS REVENUES	0.00	0.00	0	0.00	0	0.00	0	0.00	3,000.00	3,000.00
TOTAL REVENUES	0.00	0.00	0	23.57	0	23.57	0	0.00	10,000.00	9,976.43
EXPENDITURES										
5001 SALARIES AND WAGES	56,930.03	172,355.78	26	53,887.92	9	151,086.23	24	0.00	621,150.00	470,063.77
5010 COMMODITIES	801.85	1,119.35	0	251.86	0	32,389.23	10	0.00	332,250.00	299,860.77
5020 SERVICES	1,970.47	3,348.27	12	1,529.70	5	2,874.60	10	0.00	29,260.00	26,385.40
TOTAL EXPENDITURES	59,702.35	176,823.40	18	55,669.48	6	186,350.06	19	0.00	982,660.00	796,309.94
OTHER FINANCING SOURCES (USES)										
6001 OTHER FINANCING SOURCES	0.00	0.00	0	0.00	0	0.00	0	0.00	17,217.00	17,217.00
TOTAL OTHER FINANCING SOURCES (USES)	0.00	0.00		0.00		0.00		0.00	17,217.00	17,217.00
NET CHANGE IN FUND BALANCE	-59,702.35	-176,823.40		-55,645.91		-186,326.49		0.00	-955,443.00	-769,116.51



FUND DEPT 1080-017 : GENERAL CORPORATE - COOPERATIVE EXTENSION SRV

4/10/2023 1:15:05 PM

PERIOD ENDING 3/31/2023

	ACTUAL LAST YEAR			ACTUAL THIS YEAR				ENCUMBRANCE	BUDGET	UNENCUMBERED BALANCE
	CURRENT MONTH	YEAR TO DATE	%	CURRENT MONTH	%	YEAR TO DATE	%			
REVENUES										
4001 PROPERTY TAX	0.00	0.00	0	0.00	0	0.00	0	0.00	442,000.00	442,000.00
TOTAL REVENUES	0.00	0.00	0	0.00	0	0.00	0	0.00	442,000.00	442,000.00
EXPENDITURES										
5020 SERVICES	0.00	0.00	0	0.00	0	0.00	0	0.00	442,000.00	442,000.00
TOTAL EXPENDITURES	0.00	0.00	0	0.00	0	0.00	0	0.00	442,000.00	442,000.00
NET CHANGE IN FUND BALANCE	0.00	0.00		0.00		0.00		0.00	0.00	0.00



FUND DEPT 1080-020 : GENERAL CORPORATE - AUDITOR

4/10/2023 1:15:05 PM

PERIOD ENDING 3/31/2023

	ACTUAL LAST YEAR			ACTUAL THIS YEAR				ENCUMBRANCE	BUDGET	UNENCUMBERED BALANCE
	CURRENT MONTH	YEAR TO DATE	%	CURRENT MONTH	%	YEAR TO DATE	%			
REVENUES										
4004 INTERGOVERNMENTAL REVENUE	6,500.00	6,500.00	100	0.00	0	0.00	0	0.00	6,500.00	6,500.00
4007 CHARGES FOR SERVICES	0.00	0.00	0	0.00	0	0.00	0	0.00	120,000.00	120,000.00
4008 INVESTMENT EARNINGS	0.00	0.00	0	23.67	0	38.01	0	0.00	0.00	-38.01
4009 MISCELLANEOUS REVENUES	250.46	676.30	6	0.00	0	0.00	0	0.00	0.00	0.00
TOTAL REVENUES	6,750.46	7,176.30	5	23.67	0	38.01	0	0.00	126,500.00	126,461.99
EXPENDITURES										
5001 SALARIES AND WAGES	33,660.23	82,760.29	22	26,990.96	6	85,139.62	20	0.00	425,064.00	339,924.38
5010 COMMODITIES	0.00	149.92	4	66.50	2	203.50	6	0.00	3,581.00	3,377.50
5020 SERVICES	0.00	2,456.09	21	681.73	4	2,030.89	12	0.00	16,736.00	14,705.11
TOTAL EXPENDITURES	33,660.23	85,366.30	21	27,739.19	6	87,374.01	20	0.00	445,381.00	358,006.99
OTHER FINANCING SOURCES (USES)										
TOTAL OTHER FINANCING SOURCES (USES)	0.00	0.00		0.00		0.00		0.00	0.00	0.00
NET CHANGE IN FUND BALANCE	-26,909.77	-78,190.00		-27,715.52		-87,336.00		0.00	-318,881.00	-231,545.00



FUND DEPT 1080-021 : GENERAL CORPORATE - BOARD OF REVIEW

4/10/2023 1:15:05 PM

PERIOD ENDING 3/31/2023

	ACTUAL LAST YEAR			ACTUAL THIS YEAR				ENCUMBRANCE	BUDGET	UNENCUMBERED BALANCE
	CURRENT MONTH	YEAR TO DATE	%	CURRENT MONTH	%	YEAR TO DATE	%			
REVENUES										
TOTAL REVENUES	0.00	0.00	0	0.00	0	0.00	0	0.00	0.00	0.00
EXPENDITURES										
5001 SALARIES AND WAGES	10,435.80	31,231.35	23	10,957.50	8	30,263.58	21	0.00	142,448.00	112,184.42
5010 COMMODITIES	-6.39	0.00	0	0.00	0	270.97	20	0.00	1,333.50	1,062.53
5020 SERVICES	0.00	700.00	14	2,357.00	13	7,487.00	41	0.00	18,115.00	10,628.00
TOTAL EXPENDITURES	10,429.41	31,931.35	23	13,314.50	8	38,021.55	23	0.00	161,896.50	123,874.95
NET CHANGE IN FUND BALANCE	-10,429.41	-31,931.35		-13,314.50		-38,021.55		0.00	-161,896.50	-123,874.95



FUND DEPT 1080-022 : GENERAL CORPORATE - COUNTY CLERK

4/10/2023 1:15:05 PM

PERIOD ENDING 3/31/2023

	ACTUAL LAST YEAR			ACTUAL THIS YEAR				ENCUMBRANCE	BUDGET	UNENCUMBERED BALANCE
	CURRENT MONTH	YEAR TO DATE	%	CURRENT MONTH	%	YEAR TO DATE	%			
REVENUES										
4004 INTERGOVERNMENTAL REVENUE	0.00	0.00	0	0.00	0	0.00	0	0.00	51,815.00	51,815.00
4006 LICENSES AND PERMITS	3,290.00	7,735.00	9	3,800.00	3	12,760.00	12	0.00	110,400.00	97,640.00
4007 CHARGES FOR SERVICES	24,834.02	51,478.15	15	-3,786.96	-1	52,342.55	15	0.00	340,000.00	287,657.45
4008 INVESTMENT EARNINGS	13.90	29.16	15	7.63	4	59.53	30	0.00	200.00	140.47
4009 MISCELLANEOUS REVENUES	0.00	0.00	0	692.50	346	1,797.50	898	0.00	20.00	-1,777.50
				2		8				
TOTAL REVENUES	28,137.92	59,242.31	13	713.17	0	66,959.58	13	0.00	502,435.00	435,475.42
EXPENDITURES										
5001 SALARIES AND WAGES	59,242.83	159,826.04	19	60,676.47	6	183,656.65	19	0.00	951,536.00	767,879.35
5010 COMMODITIES	5,214.44	15,823.87	19	6,500.14	6	69,744.83	63	0.00	111,020.00	41,275.17
5020 SERVICES	4,548.80	99,957.33	24	32,857.26	8	63,927.20	15	0.00	424,330.00	360,402.80
8000 CAPITAL OUTLAY	0.00	0.00	0	0.00	0	0.00	0	0.00	42,535.00	42,535.00
TOTAL EXPENDITURES	69,006.07	275,607.24	17	100,033.87	7	317,328.68	21	0.00	1,529,421.00	1,212,092.32
OTHER FINANCING SOURCES (USES)										
TOTAL OTHER FINANCING SOURCES (USES)	0.00	0.00		0.00		0.00		0.00	0.00	0.00
NET CHANGE IN FUND BALANCE	-40,868.15	-216,364.93		-99,320.70		-250,369.10		0.00	-1,026,986.00	-776,616.90



FUND DEPT 1080-023 : GENERAL CORPORATE - RECORDER

4/10/2023 1:15:05 PM

PERIOD ENDING 3/31/2023

	ACTUAL LAST YEAR			ACTUAL THIS YEAR				ENCUMBRANCE	BUDGET	UNENCUMBERED BALANCE
	CURRENT MONTH	YEAR TO DATE	%	CURRENT MONTH	%	YEAR TO DATE	%			
REVENUES										
4006 LICENSES AND PERMITS	171,080.25	638,520.00	43	3,755.00	1	109,463.00	22	0.00	500,000.00	390,537.00
4007 CHARGES FOR SERVICES	95,160.00	232,787.50	23	46,394.00	6	140,082.00	18	0.00	800,000.00	659,918.00
4009 MISCELLANEOUS REVENUES	5,210.45	8,944.20	112	275.00	1	5,428.70	22	0.00	25,000.00	19,571.30
TOTAL REVENUES	271,450.70	880,251.70	35	50,424.00	4	254,973.70	19	0.00	1,325,000.00	1,070,026.30
EXPENDITURES										
5001 SALARIES AND WAGES	9,829.58	29,698.78	19	14,410.61	8	39,629.21	21	0.00	187,353.00	147,723.79
5010 COMMODITIES	-323,881.60	27.90	0	0.00	0	156.63	31	0.00	500.00	343.37
5020 SERVICES	323,909.50	354,414.50	30	15.00	1	15.00	1	0.00	1,780.00	1,765.00
TOTAL EXPENDITURES	9,857.48	384,141.18	29	14,425.61	8	39,800.84	21	0.00	189,633.00	149,832.16
NET CHANGE IN FUND BALANCE	261,593.22	496,110.52		35,998.39		215,172.86		0.00	1,135,367.00	920,194.14



FUND DEPT 1080-025 : GENERAL CORPORATE - SUPERVISOR OF ASSESSMENT

4/10/2023 1:15:05 PM

PERIOD ENDING 3/31/2023

	ACTUAL LAST YEAR			ACTUAL THIS YEAR				ENCUMBRANCE	BUDGET	UNENCUMBERED BALANCE
	CURRENT MONTH	YEAR TO DATE	%	CURRENT MONTH	%	YEAR TO DATE	%			
REVENUES										
4004 INTERGOVERNMENTAL REVENUE	0.00	0.00	0	3,718.74	8	3,718.74	8	0.00	46,988.00	43,269.26
4009 MISCELLANEOUS REVENUES	0.00	0.00	0	0.00	0	0.00	0	0.00	600.00	600.00
TOTAL REVENUES	0.00	0.00	0	3,718.74	8	3,718.74	8	0.00	47,588.00	43,869.26
EXPENDITURES										
5001 SALARIES AND WAGES	25,452.19	69,993.60	21	26,364.70	7	72,096.67	20	0.00	356,811.00	284,714.33
5010 COMMODITIES	261.97	1,191.74	20	205.92	4	1,943.38	35	0.00	5,632.00	3,688.62
5020 SERVICES	137.38	1,581.48	3	172.59	0	2,409.17	4	0.00	67,420.00	65,010.83
TOTAL EXPENDITURES	25,851.54	72,766.82	18	26,743.21	6	76,449.22	18	0.00	429,863.00	353,413.78
NET CHANGE IN FUND BALANCE	-25,851.54	-72,766.82		-23,024.47		-72,730.48		0.00	-382,275.00	-309,544.52



FUND DEPT 1080-026 : GENERAL CORPORATE - COUNTY TREASURER

4/10/2023 1:15:05 PM

PERIOD ENDING 3/31/2023

	ACTUAL LAST YEAR			ACTUAL THIS YEAR				ENCUMBRANCE	BUDGET	UNENCUMBERED BALANCE
	CURRENT MONTH	YEAR TO DATE	%	CURRENT MONTH	%	YEAR TO DATE	%			
REVENUES										
4001 PROPERTY TAX	849.83	849.83	0	730.00	0	730.00	0	0.00	500,000.00	499,270.00
4004 INTERGOVERNMENTAL REVENUE	0.00	0.00	0	0.00	0	0.00	0	0.00	14,000.00	14,000.00
4007 CHARGES FOR SERVICES	0.00	0.00	0	0.00	0	0.00	0	0.00	200.00	200.00
4008 INVESTMENT EARNINGS	25.17	25.17	0	558.41	8	1,242.76	18	0.00	7,000.00	5,757.24
TOTAL REVENUES	875.00	875.00	0	1,288.41	0	1,972.76	0	0.00	521,200.00	519,227.24
EXPENDITURES										
5001 SALARIES AND WAGES	21,610.10	61,304.11	21	23,884.73	8	67,798.44	21	0.00	317,248.00	249,449.56
5010 COMMODITIES	985.80	1,694.90	27	2,007.63	31	2,624.24	40	0.00	6,573.00	3,948.76
5020 SERVICES	1,848.15	1,874.15	4	2,067.60	4	2,567.60	5	0.00	47,250.00	44,682.40
TOTAL EXPENDITURES	24,444.05	64,873.16	19	27,959.96	8	72,990.28	20	0.00	371,071.00	298,080.72
NET CHANGE IN FUND BALANCE	-23,569.05	-63,998.16		-26,671.55		-71,017.52		0.00	150,129.00	221,146.52



FUND DEPT 1080-028 : GENERAL CORPORATE - INFORMATION TECHNOLOGY (IT)

4/10/2023 1:15:05 PM

PERIOD ENDING 3/31/2023

	ACTUAL LAST YEAR			ACTUAL THIS YEAR				ENCUMBRANCE	BUDGET	UNENCUMBERED BALANCE
	CURRENT MONTH	YEAR TO DATE	%	CURRENT MONTH	%	YEAR TO DATE	%			
REVENUES										
4004 INTERGOVERNMENTAL REVENUE	400.00	400.00	8	200.00	4	400.00	8	0.00	4,800.00	4,400.00
4007 CHARGES FOR SERVICES	0.00	0.00	0	0.00	0	0.00	0	0.00	45,600.00	45,600.00
TOTAL REVENUES	400.00	400.00	1	200.00	0	400.00	1	0.00	50,400.00	50,000.00
EXPENDITURES										
5001 SALARIES AND WAGES	56,982.02	142,873.68	20	63,965.80	7	176,072.03	19	0.00	904,356.00	728,283.97
5010 COMMODITIES	3,086.21	10,134.08	14	9,531.31	12	18,987.98	25	0.00	76,500.00	57,512.02
5020 SERVICES	6,389.35	50,735.21	14	7,180.28	2	57,586.57	15	0.00	372,268.00	314,681.43
TOTAL EXPENDITURES	66,457.58	203,742.97	18	80,677.39	6	252,646.58	19	0.00	1,353,124.00	1,100,477.42
OTHER FINANCING SOURCES (USES)										
6001 OTHER FINANCING SOURCES	0.00	0.00	0	-2,977.99	0	0.00	0	0.00	0.00	0.00
TOTAL OTHER FINANCING SOURCES (USES)	0.00	0.00		-2,977.99		0.00		0.00	0.00	0.00
NET CHANGE IN FUND BALANCE	-66,057.58	-203,342.97		-83,455.38		-252,246.58		0.00	-1,302,724.00	-1,050,477.42



FUND DEPT 1080-030 : GENERAL CORPORATE - CIRCUIT CLERK

4/10/2023 1:15:05 PM

PERIOD ENDING 3/31/2023

	ACTUAL LAST YEAR			ACTUAL THIS YEAR				ENCUMBRANCE	BUDGET	UNENCUMBERED BALANCE
	CURRENT MONTH	YEAR TO DATE	%	CURRENT MONTH	%	YEAR TO DATE	%			
REVENUES										
4004 INTERGOVERNMENTAL REVENUE	0.00	0.00	0	0.00	0	0.00	0	0.00	6,500.00	6,500.00
4007 CHARGES FOR SERVICES	198,814.39	198,814.39	16	96,715.36	16	96,715.36	16	0.00	600,000.00	503,284.64
4008 INVESTMENT EARNINGS	261.02	261.02	0	15,416.35	0	15,416.35	0	0.00	0.00	-15,416.35
TOTAL REVENUES	199,075.41	199,075.41	15	112,131.71	18	112,131.71	18	0.00	606,500.00	494,368.29
EXPENDITURES										
5001 SALARIES AND WAGES	85,266.54	235,337.48	19	89,296.93	6	251,117.74	18	0.00	1,396,314.00	1,145,196.26
5010 COMMODITIES	3,184.75	5,250.76	32	2,705.97	15	5,844.99	32	0.00	18,200.00	12,355.01
5020 SERVICES	2,132.40	7,841.33	16	2,343.43	7	4,180.01	12	0.00	34,139.00	29,958.99
TOTAL EXPENDITURES	90,583.69	248,429.57	19	94,346.33	7	261,142.74	18	0.00	1,448,653.00	1,187,510.26
NET CHANGE IN FUND BALANCE	108,491.72	-49,354.16		17,785.38		-149,011.03		0.00	-842,153.00	-693,141.97



FUND DEPT 1080-031 : GENERAL CORPORATE - CIRCUIT COURT

4/10/2023 1:15:05 PM

PERIOD ENDING 3/31/2023

	ACTUAL LAST YEAR			ACTUAL THIS YEAR				ENCUMBRANCE	BUDGET	UNENCUMBERED BALANCE
	CURRENT MONTH	YEAR TO DATE	%	CURRENT MONTH	%	YEAR TO DATE	%			
REVENUES										
4004 INTERGOVERNMENTAL REVENUE	0.00	0.00	0	0.00	0	0.00	0	0.00	8,814.00	8,814.00
TOTAL REVENUES	0.00	0.00	0	0.00	0	0.00	0	0.00	8,814.00	8,814.00
EXPENDITURES										
5001 SALARIES AND WAGES	48,018.42	132,045.17	21	52,578.33	8	144,581.39	21	0.00	683,687.00	539,105.61
5010 COMMODITIES	29.39	851.34	8	8,707.63	22	9,802.43	25	0.00	39,814.00	30,011.57
5020 SERVICES	46,686.79	111,545.93	26	34,148.75	8	91,997.33	20	0.00	454,175.00	362,177.67
TOTAL EXPENDITURES	94,734.60	244,442.44	23	95,434.71	8	246,381.15	21	0.00	1,177,676.00	931,294.85
OTHER FINANCING SOURCES (USES)										
TOTAL OTHER FINANCING SOURCES (USES)	0.00	0.00		0.00		0.00		0.00	0.00	0.00
NET CHANGE IN FUND BALANCE	-94,734.60	-244,442.44		-95,434.71		-246,381.15		0.00	-1,168,862.00	-922,480.85




FUND DEPT 1080-032 : GENERAL CORPORATE - JURY COMMISSION

4/10/2023 1:15:05 PM

PERIOD ENDING 3/31/2023

	ACTUAL LAST YEAR			ACTUAL THIS YEAR				ENCUMBRANCE	BUDGET	UNENCUMBERED BALANCE
	CURRENT MONTH	YEAR TO DATE	%	CURRENT MONTH	%	YEAR TO DATE	%			
REVENUES										
TOTAL REVENUES	0.00	0.00	0	0.00	0	0.00	0	0.00	0.00	0.00
EXPENDITURES										
5001 SALARIES AND WAGES	3,358.98	9,413.71	20	3,509.82	7	9,610.90	20	0.00	48,977.00	39,366.10
5010 COMMODITIES	428.70	1,184.04	14	435.77	5	760.80	9	0.00	8,925.00	8,164.20
5020 SERVICES	11,608.80	21,547.80	18	6,675.90	5	23,475.30	16	0.00	146,111.00	122,635.70
TOTAL EXPENDITURES	15,396.48	32,145.55	18	10,621.49	5	33,847.00	17	0.00	204,013.00	170,166.00
NET CHANGE IN FUND BALANCE	-15,396.48	-32,145.55		-10,621.49		-33,847.00		0.00	-204,013.00	-170,166.00



FUND DEPT 1080-036 : GENERAL CORPORATE - PUBLIC DEFENDER

4/10/2023 1:15:05 PM

PERIOD ENDING 3/31/2023

	ACTUAL LAST YEAR			ACTUAL THIS YEAR				ENCUMBRANCE	BUDGET	UNENCUMBERED BALANCE
	CURRENT MONTH	YEAR TO DATE	%	CURRENT MONTH	%	YEAR TO DATE	%			
REVENUES										
4004 INTERGOVERNMENTAL REVENUE	0.00	0.00	0	9,436.74	8	9,436.74	8	0.00	119,593.49	110,156.75
4007 CHARGES FOR SERVICES	3,396.10	3,396.10	6	3,008.28	6	3,008.28	6	0.00	50,000.00	46,991.72
TOTAL REVENUES	3,396.10	3,396.10	2	12,445.02	7	12,445.02	7	0.00	169,593.49	157,148.47
EXPENDITURES										
5001 SALARIES AND WAGES	117,608.15	295,769.66	22	109,624.68	7	298,491.84	20	0.00	1,502,769.00	1,204,277.16
5010 COMMODITIES	788.98	2,361.65	23	538.61	3	3,213.40	20	0.00	16,000.00	12,786.60
5020 SERVICES	604.90	6,715.49	29	881.04	3	7,194.85	26	0.00	27,627.00	20,432.15
8000 CAPITAL OUTLAY	0.00	0.00	0	0.00	0	0.00	0	0.00	6,340.49	6,340.49
TOTAL EXPENDITURES	119,002.03	304,846.80	22	111,044.33	7	308,900.09	20	0.00	1,552,736.49	1,243,836.40
NET CHANGE IN FUND BALANCE	-115,605.93	-301,450.70		-98,599.31		-296,455.07		0.00	-1,383,143.00	-1,086,687.93



FUND DEPT 1080-040 : GENERAL CORPORATE - SHERIFF

4/10/2023 1:15:05 PM

PERIOD ENDING 3/31/2023

	ACTUAL LAST YEAR			ACTUAL THIS YEAR				ENCUMBRANCE	BUDGET	UNENCUMBERED BALANCE
	CURRENT MONTH	YEAR TO DATE	%	CURRENT MONTH	%	YEAR TO DATE	%			
REVENUES										
4004 INTERGOVERNMENTAL REVENUE	117,000.00	117,000.00	10	22,278.98	2	104,334.69	9	0.00	1,188,583.00	1,084,248.31
4005 FINES AND FORFEITURES	2,800.00	2,800.00	9	1,921.51	6	1,921.51	6	0.00	30,000.00	28,078.49
4007 CHARGES FOR SERVICES	23,511.45	37,171.45	19	13,687.00	9	32,750.15	23	0.00	145,000.00	112,249.85
4009 MISCELLANEOUS REVENUES	38,400.00	38,400.00	79	11.80	0	1,777.80	18	0.00	10,000.00	8,222.20
TOTAL REVENUES	181,711.45	195,371.45	14	37,899.29	3	140,784.15	10	0.00	1,373,583.00	1,232,798.85
EXPENDITURES										
5001 SALARIES AND WAGES	21,924.41	60,292.13	21	23,061.32	8	64,389.33	21	0.00	305,221.00	240,831.67
5002 LAW ENFORCEMENT SALARIES	346,596.01	972,215.34	22	338,856.98	7	952,077.14	21	0.00	4,566,361.00	3,614,283.86
5010 COMMODITIES	23,764.06	55,050.37	28	2,714.18	1	51,576.87	18	0.00	278,959.00	227,382.13
5020 SERVICES	25,649.16	341,043.44	33	7,575.31	1	341,531.10	31	0.00	1,098,075.00	756,543.90
8000 CAPITAL OUTLAY	50,985.00	50,985.00	15	0.00	0	0.00	0	0.00	200,000.00	200,000.00
TOTAL EXPENDITURES	468,918.64	1,479,586.28	23	372,207.79	6	1,409,574.44	22	0.00	6,448,616.00	5,039,041.56
OTHER FINANCING SOURCES (USES)										
TOTAL OTHER FINANCING SOURCES (USES)	0.00	0.00		0.00		0.00		0.00	0.00	0.00
NET CHANGE IN FUND BALANCE	-287,207.19	-1,284,214.83		-334,308.50		-1,268,790.29		0.00	-5,075,033.00	-3,806,242.71



FUND DEPT 1080-041 : GENERAL CORPORATE - STATES ATTORNEY

4/10/2023 1:15:05 PM

PERIOD ENDING 3/31/2023

	ACTUAL LAST YEAR			ACTUAL THIS YEAR				ENCUMBRANCE	BUDGET	UNENCUMBERED BALANCE
	CURRENT MONTH	YEAR TO DATE	%	CURRENT MONTH	%	YEAR TO DATE	%			
REVENUES										
4004 INTERGOVERNMENTAL REVENUE	15,500.00	15,500.00	7	16,243.56	7	32,743.56	15	0.00	219,754.00	187,010.44
4005 FINES AND FORFEITURES	130,304.23	130,304.23	21	58,733.61	10	58,733.61	10	0.00	610,000.00	551,266.39
4007 CHARGES FOR SERVICES	9,075.61	9,075.61	11	10,399.40	12	10,399.40	12	0.00	85,000.00	74,600.60
4009 MISCELLANEOUS REVENUES	0.00	0.00	0	200.00	0	200.00	0	0.00	0.00	-200.00
TOTAL REVENUES	154,879.84	154,879.84	17	85,576.57	9	102,076.57	11	0.00	914,754.00	812,677.43
EXPENDITURES										
5001 SALARIES AND WAGES	183,974.63	517,437.98	22	197,322.69	8	546,911.96	21	0.00	2,553,942.00	2,007,030.04
5010 COMMODITIES	1,838.32	7,886.38	23	5,724.92	13	13,751.41	30	0.00	45,590.00	31,838.59
5020 SERVICES	7,650.25	60,541.39	42	6,998.85	5	65,671.41	45	0.00	145,710.00	80,038.59
TOTAL EXPENDITURES	193,463.20	585,865.75	23	210,046.46	8	626,334.78	23	0.00	2,745,242.00	2,118,907.22
OTHER FINANCING SOURCES (USES)										
TOTAL OTHER FINANCING SOURCES (USES)	0.00	0.00		0.00		0.00		0.00	0.00	0.00
NET CHANGE IN FUND BALANCE	-38,583.36	-430,985.91		-124,469.89		-524,258.21		0.00	-1,830,488.00	-1,306,229.79




FUND DEPT 1080-042 : GENERAL CORPORATE - CORONER

4/10/2023 1:15:05 PM

PERIOD ENDING 3/31/2023

	ACTUAL LAST YEAR			ACTUAL THIS YEAR				ENCUMBRANCE	BUDGET	UNENCUMBERED BALANCE
	CURRENT MONTH	YEAR TO DATE	%	CURRENT MONTH	%	YEAR TO DATE	%			
REVENUES										
4004 INTERGOVERNMENTAL REVENUE	6,500.00	6,500.00	58	0.00	0	5,130.00	30	0.00	17,130.00	12,000.00
4007 CHARGES FOR SERVICES	6,402.67	20,355.67	35	14,670.00	23	27,800.00	43	0.00	65,000.00	37,200.00
4009 MISCELLANEOUS REVENUES	0.00	0.00	0	0.00	0	1,775.00	39	0.00	4,600.00	2,825.00
TOTAL REVENUES	12,902.67	26,855.67	39	14,670.00	17	34,705.00	40	0.00	86,730.00	52,025.00
EXPENDITURES										
5001 SALARIES AND WAGES	44,376.91	104,851.61	21	35,216.44	7	98,391.22	18	0.00	533,489.00	435,097.78
5003 FRINGE BENEFITS	0.00	100.00	8	0.00	0	0.00	0	0.00	1,200.00	1,200.00
5010 COMMODITIES	2,366.08	3,473.35	13	590.39	2	3,045.20	9	0.00	33,625.00	30,579.80
5020 SERVICES	22,184.01	31,323.69	16	19,050.00	9	34,502.77	17	0.00	208,963.00	174,460.23
TOTAL EXPENDITURES	68,927.00	139,748.65	19	54,856.83	7	135,939.19	17	0.00	777,277.00	641,337.81
NET CHANGE IN FUND BALANCE	-56,024.33	-112,892.98		-40,186.83		-101,234.19		0.00	-690,547.00	-589,312.81



PERIOD ENDING 3/31/2023

	ACTUAL LAST YEAR			ACTUAL THIS YEAR				ENCUMBRANCE	BUDGET	UNENCUMBERED BALANCE
	CURRENT MONTH	YEAR TO DATE	%	CURRENT MONTH	%	YEAR TO DATE	%			
REVENUES										
4004 INTERGOVERNMENTAL REVENUE	0.00	0.00	0	0.00	0	0.00	0	0.00	65,000.00	65,000.00
TOTAL REVENUES	0.00	0.00	0	0.00	0	0.00	0	0.00	65,000.00	65,000.00
EXPENDITURES										
5001 SALARIES AND WAGES	10,365.19	28,504.29	21	6,069.00	4	20,970.74	15	0.00	142,188.00	121,217.26
5010 COMMODITIES	428.46	796.00	23	0.00	0	370.45	8	0.00	4,925.00	4,554.55
5020 SERVICES	6,420.17	7,817.05	27	1,098.72	4	2,610.49	9	0.00	28,877.00	26,266.51
TOTAL EXPENDITURES	17,213.82	37,117.34	22	7,167.72	4	23,951.68	14	0.00	175,990.00	152,038.32
NET CHANGE IN FUND BALANCE	-17,213.82	-37,117.34		-7,167.72		-23,951.68		0.00	-110,990.00	-87,038.32



FUND DEPT 1080-051 : GENERAL CORPORATE - JUVENILE DETENTION CENTER

4/10/2023 1:15:05 PM

PERIOD ENDING 3/31/2023

	ACTUAL LAST YEAR			ACTUAL THIS YEAR				ENCUMBRANCE	BUDGET	UNENCUMBERED BALANCE
	CURRENT MONTH	YEAR TO DATE	%	CURRENT MONTH	%	YEAR TO DATE	%			
REVENUES										
4004 INTERGOVERNMENTAL REVENUE	116,770.85	116,770.85	8	100,924.09	6	100,924.09	6	0.00	1,557,508.00	1,456,583.91
TOTAL REVENUES	116,770.85	116,770.85	8	100,924.09	6	100,924.09	6	0.00	1,557,508.00	1,456,583.91
EXPENDITURES										
5001 SALARIES AND WAGES	89,825.10	244,412.28	15	102,888.23	6	282,420.83	17	0.00	1,677,404.00	1,394,983.17
5010 COMMODITIES	5,355.31	10,430.50	31	3,912.59	5	13,444.57	17	0.00	78,611.00	65,166.43
5020 SERVICES	13,601.38	49,050.71	23	15,520.11	7	62,163.58	29	0.00	215,510.00	153,346.42
TOTAL EXPENDITURES	108,781.79	303,893.49	17	122,320.93	6	358,028.98	18	0.00	1,971,525.00	1,613,496.02
OTHER FINANCING SOURCES (USES)										
TOTAL OTHER FINANCING SOURCES (USES)	0.00	0.00		0.00		0.00		0.00	0.00	0.00
NET CHANGE IN FUND BALANCE	7,989.06	-187,122.64		-21,396.84		-257,104.89		0.00	-414,017.00	-156,912.11



FUND DEPT 1080-052 : GENERAL CORPORATE - COURT SERVICES -PROBATION

4/10/2023 1:15:05 PM

PERIOD ENDING 3/31/2023

	ACTUAL LAST YEAR			ACTUAL THIS YEAR				ENCUMBRANCE	BUDGET	UNENCUMBERED BALANCE
	CURRENT MONTH	YEAR TO DATE	%	CURRENT MONTH	%	YEAR TO DATE	%			
REVENUES										
4004 INTERGOVERNMENTAL REVENUE	76,387.07	76,387.07	8	81,383.72	8	81,383.72	8	0.00	988,271.00	906,887.28
TOTAL REVENUES	76,387.07	76,387.07	8	81,383.72	8	81,383.72	8	0.00	988,271.00	906,887.28
EXPENDITURES										
5001 SALARIES AND WAGES	123,055.64	338,442.82	20	135,872.11	7	419,148.09	23	0.00	1,825,603.00	1,406,454.91
5010 COMMODITIES	849.98	2,135.53	12	1,126.39	6	1,675.70	9	0.00	18,455.00	16,779.30
5020 SERVICES	460.97	834.89	9	298.93	3	864.58	9	0.00	9,600.00	8,735.42
TOTAL EXPENDITURES	124,366.59	341,413.24	20	137,297.43	7	421,688.37	23	0.00	1,853,658.00	1,431,969.63
OTHER FINANCING SOURCES (USES)										
TOTAL OTHER FINANCING SOURCES (USES)	0.00	0.00		0.00		0.00		0.00	0.00	0.00
NET CHANGE IN FUND BALANCE	-47,979.52	-265,026.17		-55,913.71		-340,304.65		0.00	-865,387.00	-525,082.35



FUND DEPT 1080-057 : GENERAL CORPORATE - DEPUTY SHERIFF MERIT COMM

4/10/2023 1:15:05 PM

PERIOD ENDING 3/31/2023

	ACTUAL LAST YEAR			ACTUAL THIS YEAR				ENCUMBRANCE	BUDGET	UNENCUMBERED BALANCE
	CURRENT MONTH	YEAR TO DATE	%	CURRENT MONTH	%	YEAR TO DATE	%			
REVENUES										
TOTAL REVENUES	0.00	0.00	0	0.00	0	0.00	0	0.00	0.00	0.00
EXPENDITURES										
5001 SALARIES AND WAGES	0.00	90.00	9	0.00	0	0.00	0	0.00	950.00	950.00
5010 COMMODITIES	0.00	0.00	0	0.00	0	0.00	0	0.00	300.00	300.00
5020 SERVICES	205.00	711.21	4	906.00	3	6,081.00	23	0.00	25,910.00	19,829.00
TOTAL EXPENDITURES	205.00	801.21	4	906.00	3	6,081.00	22	0.00	27,160.00	21,079.00
NET CHANGE IN FUND BALANCE	-205.00	-801.21		-906.00		-6,081.00		0.00	-27,160.00	-21,079.00



FUND DEPT 1080-059 : GENERAL CORPORATE - FACILITIES PLANNING

4/10/2023 1:15:05 PM

PERIOD ENDING 3/31/2023

	ACTUAL LAST YEAR			ACTUAL THIS YEAR				ENCUMBRANCE	BUDGET	UNENCUMBERED BALANCE
	CURRENT MONTH	YEAR TO DATE	%	CURRENT MONTH	%	YEAR TO DATE	%			
EXPENDITURES										
TOTAL EXPENDITURES	0.00	0.00	0	0.00	0	0.00	0	0.00	0.00	0.00
NET CHANGE IN FUND BALANCE	0.00	0.00		0.00		0.00		0.00	0.00	0.00



FUND DEPT 1080-071 : GENERAL CORPORATE - PUBLIC PROP (PHYS, PLNT, FAC)

4/10/2023 1:15:05 PM

PERIOD ENDING 3/31/2023

	ACTUAL LAST YEAR			ACTUAL THIS YEAR				ENCUMBRANCE	BUDGET	UNENCUMBERED BALANCE
	CURRENT MONTH	YEAR TO DATE	%	CURRENT MONTH	%	YEAR TO DATE	%			
REVENUES										
4007 CHARGES FOR SERVICES	2,830.70	2,830.70	5	0.00	0	0.00	0	0.00	59,000.00	59,000.00
4009 MISCELLANEOUS REVENUES	1,222.80	2,617.82	8	1,938.25	0	1,964.75	0	0.00	0.00	-1,964.75
4010 RENTS AND ROYALTIES	43,828.76	73,861.24	8	14,121.47	2	290,241.39	35	0.00	824,084.00	533,842.61
TOTAL REVENUES	47,882.26	79,309.76	8	16,059.72	2	292,206.14	33	0.00	883,084.00	590,877.86
EXPENDITURES										
5001 SALARIES AND WAGES	76,245.34	215,426.44	21	81,662.78	7	225,995.65	20	0.00	1,114,032.00	888,036.35
5010 COMMODITIES	16,375.95	40,065.45	34	9,905.15	8	33,281.79	26	0.00	128,919.00	95,637.21
5020 SERVICES	54,006.23	155,960.40	9	90,448.95	9	218,008.45	20	0.00	1,063,591.00	845,582.55
5050 INTEREST AND FISCAL CHARGES	0.00	0.00	0	0.00	0	0.00	0	0.00	181,213.00	181,213.00
TOTAL EXPENDITURES	146,627.52	411,452.29	13	182,016.88	7	477,285.89	19	0.00	2,487,755.00	2,010,469.11
OTHER FINANCING SOURCES (USES)										
7001 OTHER FINANCING USES	0.00	0.00	0	0.00	0	0.00	0	0.00	-2,010,000.00	-2,010,000.00
TOTAL OTHER FINANCING SOURCES (USES)	0.00	0.00		0.00		0.00		0.00	-2,010,000.00	-2,010,000.00
NET CHANGE IN FUND BALANCE	-98,745.26	-332,142.53		-165,957.16		-185,079.75		0.00	-3,614,671.00	-3,429,591.25



FUND DEPT 1080-072 : GENERAL CORPORATE - ADA COMPLIANCE

4/10/2023 1:15:05 PM

PERIOD ENDING 3/31/2023

	ACTUAL LAST YEAR			ACTUAL THIS YEAR				ENCUMBRANCE	BUDGET	UNENCUMBERED BALANCE
	CURRENT MONTH	YEAR TO DATE	%	CURRENT MONTH	%	YEAR TO DATE	%			
EXPENDITURES										
TOTAL EXPENDITURES	0.00	0.00	0	0.00	0	0.00	0	0.00	0.00	0.00
NET CHANGE IN FUND BALANCE	0.00	0.00		0.00		0.00		0.00	0.00	0.00



FUND DEPT 1080-075 : GENERAL CORPORATE - GENERAL COUNTY

4/10/2023 1:15:05 PM

PERIOD ENDING 3/31/2023

	ACTUAL LAST YEAR			ACTUAL THIS YEAR				ENCUMBRANCE	BUDGET	UNENCUMBERED BALANCE
	CURRENT MONTH	YEAR TO DATE	%	CURRENT MONTH	%	YEAR TO DATE	%			
REVENUES										
4001 PROPERTY TAX	0.00	0.00	0	0.00	0	0.00	0	0.00	16,618,524.00	16,618,524.00
4002 LOCAL SALES TAX	0.00	0.00	0	2,103.08	6	2,103.08	6	0.00	34,000.00	31,896.92
4003 OTHER TAXES	0.00	0.00	0	2,757.22	8	5,081.85	15	0.00	35,000.00	29,918.15
4004 INTERGOVERNMENTAL REVENUE	8,471.73	18,097.15	0	1,337,511.63	8	2,124,008.13	12	0.00	17,352,201.00	15,228,192.87
4007 CHARGES FOR SERVICES	0.00	0.00	0	1,560.00	5	1,560.00	5	0.00	30,000.00	28,440.00
4008 INVESTMENT EARNINGS	1,977.92	3,963.86	40	66.35	0	22,549.17	56	0.00	40,000.00	17,450.83
TOTAL REVENUES	10,449.65	22,061.01	0	1,343,998.28	4	2,155,302.23	6	0.00	34,109,725.00	31,954,422.77
EXPENDITURES										
5003 FRINGE BENEFITS	253,071.11	507,058.60	15	246,281.34	7	733,192.77	20	0.00	3,702,654.00	2,969,461.23
5009 GEN GOV - FINANCIAL ADMIN	0.00	0.00	0	0.00	0	0.00	0	0.00	-487,000.00	-487,000.00
5020 SERVICES	8,650.00	92,010.00	15	9,830.00	1	96,305.69	11	0.00	881,431.00	785,125.31
5050 INTEREST AND FISCAL CHARGES	0.00	0.00	0	0.00	0	0.00	0	0.00	2,000.00	2,000.00
TOTAL EXPENDITURES	261,721.11	599,068.60	15	256,111.34	6	829,498.46	20	0.00	4,099,085.00	3,269,586.54
OTHER FINANCING SOURCES (USES)										
6001 OTHER FINANCING SOURCES	0.00	0.00	0	0.00	0	0.00	0	0.00	109,702.00	109,702.00
7001 OTHER FINANCING USES	0.00	0.00	0	0.00	0	0.00	0	0.00	-2,091,363.00	-2,091,363.00
TOTAL OTHER FINANCING SOURCES (USES)	0.00	0.00		0.00		0.00		0.00	-1,981,661.00	-1,981,661.00
NET CHANGE IN FUND BALANCE	-251,271.46	-577,007.59		1,087,886.94		1,325,803.77		0.00	28,028,979.00	26,703,175.23



FUND DEPT 1080-077 : GENERAL CORPORATE - ZONING AND ENFORCE (P&Z)

4/10/2023 1:15:05 PM

PERIOD ENDING 3/31/2023

	ACTUAL LAST YEAR			ACTUAL THIS YEAR				ENCUMBRANCE	BUDGET	UNENCUMBERED BALANCE
	CURRENT MONTH	YEAR TO DATE	%	CURRENT MONTH	%	YEAR TO DATE	%			
REVENUES										
4006 LICENSES AND PERMITS	0.00	6,777.00	3	5,783.00	3	7,323.00	3	0.00	217,006.00	209,683.00
4007 CHARGES FOR SERVICES	0.00	300.00	2	1,220.00	14	5,910.00	70	0.00	8,461.00	2,551.00
TOTAL REVENUES	0.00	7,077.00	3	7,003.00	3	13,233.00	6	0.00	225,467.00	212,234.00
EXPENDITURES										
5001 SALARIES AND WAGES	31,510.95	90,341.24	18	29,249.04	6	79,468.77	16	0.00	505,745.00	426,276.23
5010 COMMODITIES	170.60	1,802.92	37	645.60	13	2,381.22	46	0.00	5,125.00	2,743.78
5020 SERVICES	771.28	1,332.47	6	2,584.90	12	3,583.70	17	0.00	20,727.00	17,143.30
TOTAL EXPENDITURES	32,452.83	93,476.63	17	32,479.54	6	85,433.69	16	0.00	531,597.00	446,163.31
NET CHANGE IN FUND BALANCE	-32,452.83	-86,399.63		-25,476.54		-72,200.69		0.00	-306,130.00	-233,929.31



FUND DEPT 1080-124 : GENERAL CORPORATE - REGIONAL OFFICE EDUCATION

4/10/2023 1:15:05 PM

PERIOD ENDING 3/31/2023

	ACTUAL LAST YEAR			ACTUAL THIS YEAR				ENCUMBRANCE	BUDGET	UNENCUMBERED BALANCE
	CURRENT MONTH	YEAR TO DATE	%	CURRENT MONTH	%	YEAR TO DATE	%			
EXPENDITURES										
5020 SERVICES	39,037.02	78,074.04	33	40,136.72	17	80,273.44	33	0.00	240,821.00	160,547.56
TOTAL EXPENDITURES	39,037.02	78,074.04	33	40,136.72	17	80,273.44	33	0.00	240,821.00	160,547.56
NET CHANGE IN FUND BALANCE	-39,037.02	-78,074.04		-40,136.72		-80,273.44		0.00	-240,821.00	-160,547.56



FUND DEPT 1080-127 : GENERAL CORPORATE - VETERANS ASSISTNC COMMSN

4/10/2023 1:15:05 PM

PERIOD ENDING 3/31/2023

	ACTUAL LAST YEAR			ACTUAL THIS YEAR				ENCUMBRANCE	BUDGET	UNENCUMBERED BALANCE
	CURRENT MONTH	YEAR TO DATE	%	CURRENT MONTH	%	YEAR TO DATE	%			
REVENUES										
TOTAL REVENUES	0.00	0.00	0	0.00	0	0.00	0	0.00	0.00	0.00
EXPENDITURES										
5001 SALARIES AND WAGES	3,450.60	9,891.72	20	3,864.96	10	10,628.64	28	0.00	38,156.00	27,527.36
5020 SERVICES	7,200.00	22,185.00	25	7,340.00	9	21,589.00	26	0.00	81,699.00	60,110.00
TOTAL EXPENDITURES	10,650.60	32,076.72	23	11,204.96	9	32,217.64	27	0.00	119,855.00	87,637.36
NET CHANGE IN FUND BALANCE	-10,650.60	-32,076.72		-11,204.96		-32,217.64		0.00	-119,855.00	-87,637.36



FUND DEPT 1080-130 : GENERAL CORPORATE - CIRC CLK SUPPORT ENFORCE

4/10/2023 1:15:05 PM

PERIOD ENDING 3/31/2023

	ACTUAL LAST YEAR			ACTUAL THIS YEAR				ENCUMBRANCE	BUDGET	UNENCUMBERED BALANCE
	CURRENT MONTH	YEAR TO DATE	%	CURRENT MONTH	%	YEAR TO DATE	%			
REVENUES										
4004 INTERGOVERNMENTAL REVENUE	0.00	0.00	0	4,767.00	40	4,767.00	40	0.00	12,000.00	7,233.00
TOTAL REVENUES	0.00	0.00	0	4,767.00	40	4,767.00	40	0.00	12,000.00	7,233.00
EXPENDITURES										
5001 SALARIES AND WAGES	0.00	0.00	0	0.00	0	0.00	0	0.00	12,000.00	12,000.00
TOTAL EXPENDITURES	0.00	0.00	0	0.00	0	0.00	0	0.00	12,000.00	12,000.00
OTHER FINANCING SOURCES (USES)										
TOTAL OTHER FINANCING SOURCES (USES)	0.00	0.00		0.00		0.00		0.00	0.00	0.00
NET CHANGE IN FUND BALANCE	0.00	0.00		4,767.00		4,767.00		0.00	0.00	-4,767.00



FUND DEPT 1080-140 : GENERAL CORPORATE - CORRECTIONAL CENTER

4/10/2023 1:15:05 PM

PERIOD ENDING 3/31/2023

	ACTUAL LAST YEAR			ACTUAL THIS YEAR				ENCUMBRANCE	BUDGET	UNENCUMBERED BALANCE
	CURRENT MONTH	YEAR TO DATE	%	CURRENT MONTH	%	YEAR TO DATE	%			
REVENUES										
4004 INTERGOVERNMENTAL REVENUE	200,135.00	200,135.00	64	749.00	1	749.00	1	0.00	96,340.00	95,591.00
4007 CHARGES FOR SERVICES	52,895.81	52,895.81	13	45,177.30	13	55,983.30	16	0.00	350,000.00	294,016.70
4009 MISCELLANEOUS REVENUES	2,400.00	2,400.00	11	6,043.76	11	7,273.76	14	0.00	53,000.00	45,726.24
TOTAL REVENUES	255,430.81	255,430.81	34	51,970.06	10	64,006.06	13	0.00	499,340.00	435,333.94
EXPENDITURES										
5001 SALARIES AND WAGES	243,914.03	669,545.27	21	247,305.64	7	701,582.38	19	0.00	3,679,833.00	2,978,250.62
5002 LAW ENFORCEMENT SALARIES	154,917.43	425,182.64	20	99,090.02	6	277,915.65	17	0.00	1,607,371.00	1,329,455.35
5010 COMMODITIES	10,890.67	41,986.86	16	36,418.57	6	134,160.00	23	0.00	587,813.48	453,653.48
5020 SERVICES	221,057.24	565,388.45	22	358,015.30	8	991,478.04	23	0.00	4,396,904.52	3,405,426.48
TOTAL EXPENDITURES	630,779.37	1,702,103.22	21	740,829.53	7	2,105,136.07	20	0.00	10,271,922.00	8,166,785.93
OTHER FINANCING SOURCES (USES)										
6001 OTHER FINANCING SOURCES	0.00	0.00	0	0.00	0	0.00	0	0.00	1,419,251.00	1,419,251.00
TOTAL OTHER FINANCING SOURCES (USES)	0.00	0.00		0.00		0.00		0.00	1,419,251.00	1,419,251.00
NET CHANGE IN FUND BALANCE	-375,348.56	-1,446,672.41		-688,859.47		-2,041,130.01		0.00	-8,353,331.00	-6,312,200.99




FUND DEPT 1080-141 : GENERAL CORPORATE - STS ATTY SUPPORT ENFORCE

4/10/2023 1:15:05 PM

PERIOD ENDING 3/31/2023

	ACTUAL LAST YEAR			ACTUAL THIS YEAR				ENCUMBRANCE	BUDGET	UNENCUMBERED BALANCE
	CURRENT MONTH	YEAR TO DATE	%	CURRENT MONTH	%	YEAR TO DATE	%			
REVENUES										
4004 INTERGOVERNMENTAL REVENUE	0.00	0.00	0	19,362.95	6	19,362.95	6	0.00	331,315.00	311,952.05
TOTAL REVENUES	0.00	0.00	0	19,362.95	6	19,362.95	6	0.00	331,315.00	311,952.05
EXPENDITURES										
5001 SALARIES AND WAGES	18,397.64	50,593.53	22	15,603.37	6	49,170.03	18	0.00	265,812.00	216,641.97
5003 FRINGE BENEFITS	6,598.40	13,720.07	15	5,453.24	6	17,524.18	19	0.00	90,244.00	72,719.82
5010 COMMODITIES	28.11	476.87	5	125.20	1	288.57	3	0.00	10,500.00	10,211.43
5020 SERVICES	41.45	244.35	1	71.48	0	154.44	1	0.00	27,900.00	27,745.56
TOTAL EXPENDITURES	25,065.60	65,034.82	18	21,253.29	5	67,137.22	17	0.00	394,456.00	327,318.78
NET CHANGE IN FUND BALANCE	-25,065.60	-65,034.82		-1,890.34		-47,774.27		0.00	-63,141.00	-15,366.73



PERIOD ENDING 3/31/2023

	ACTUAL LAST YEAR			ACTUAL THIS YEAR				ENCUMBRANCE	BUDGET	UNENCUMBERED BALANCE
	CURRENT MONTH	YEAR TO DATE	%	CURRENT MONTH	%	YEAR TO DATE	%			
REVENUES										
4004 INTERGOVERNMENTAL REVENUE	3,027,067.48	4,017,723.62	14	1,085,990.22	4	4,205,862.06	15	0.00	28,737,220.00	24,531,357.94
4007 CHARGES FOR SERVICES	23,684.22	153,384.59	9	115,709.75	6	169,767.36	9	0.00	1,926,700.00	1,756,932.64
4008 INVESTMENT EARNINGS	327.40	815.10	16	17.17	0	7,878.15	154	0.00	5,100.00	-2,778.15
4009 MISCELLANEOUS REVENUES	0.00	0.00	0	0.00	0	19,371.79	22	0.00	86,500.00	67,128.21
TOTAL REVENUES	3,051,079.10	4,171,923.31	14	1,201,717.14	4	4,402,879.36	14	0.00	30,755,520.00	26,352,640.64
EXPENDITURES										
5001 SALARIES AND WAGES	427,686.02	1,174,077.63	15	500,930.37	6	1,295,390.22	16	0.00	7,895,734.00	6,600,343.78
5003 FRINGE BENEFITS	123,798.75	256,808.27	15	129,821.69	7	355,731.84	20	0.00	1,811,445.00	1,455,713.16
5010 COMMODITIES	15,090.93	31,648.14	10	10,294.32	3	47,910.35	12	0.00	407,212.00	359,301.65
5020 SERVICES	1,323,742.95	3,385,042.41	17	475,610.87	2	4,008,341.84	20	0.00	20,369,451.00	16,361,109.16
8000 CAPITAL OUTLAY	0.00	0.00	0	0.00	0	0.00	0	0.00	190,000.00	190,000.00
TOTAL EXPENDITURES	1,890,318.65	4,847,576.45	16	1,116,657.25	4	5,707,374.25	19	0.00	30,673,842.00	24,966,467.75
OTHER FINANCING SOURCES (USES)										
6001 OTHER FINANCING SOURCES	10,849.08	16,183.56	4	29,867.63	7	36,902.20	8	0.00	443,693.00	406,790.80
7001 OTHER FINANCING USES	-9,667.22	-15,001.70	5	-29,867.63	9	-36,902.20	12	0.00	-320,715.00	-283,812.80
TOTAL OTHER FINANCING SOURCES (USES)	1,181.86	1,181.86		0.00		0.00		0.00	122,978.00	122,978.00
NET CHANGE IN FUND BALANCE	1,161,942.31	-674,471.28		85,059.89		-1,304,494.89		0.00	204,656.00	1,509,150.89



FUND DEPT 2076-011 : TORT IMMUNITY TAX FUND - SOLID WASTE MGMT

4/10/2023 1:15:05 PM

PERIOD ENDING 3/31/2023

	ACTUAL LAST YEAR			ACTUAL THIS YEAR				ENCUMBRANCE	BUDGET	UNENCUMBERED BALANCE
	CURRENT MONTH	YEAR TO DATE	%	CURRENT MONTH	%	YEAR TO DATE	%			
EXPENDITURES										
TOTAL EXPENDITURES	<i>0.00</i>	<i>0.00</i>	<i>0</i>	<i>0.00</i>	<i>0</i>	<i>0.00</i>	<i>0</i>	<i>0.00</i>	<i>0.00</i>	<i>0.00</i>
NET CHANGE IN FUND BALANCE	0.00	0.00		0.00		0.00		0.00	0.00	0.00



FUND DEPT 2076-075 : TORT IMMUNITY TAX FUND - GENERAL COUNTY

4/10/2023 1:15:05 PM

PERIOD ENDING 3/31/2023

	ACTUAL LAST YEAR			ACTUAL THIS YEAR				ENCUMBRANCE	BUDGET	UNENCUMBERED BALANCE
	CURRENT MONTH	YEAR TO DATE	%	CURRENT MONTH	%	YEAR TO DATE	%			
REVENUES										
4001 PROPERTY TAX	0.00	0.00	0	0.00	0	0.00	0	0.00	2,720,758.00	2,720,758.00
4008 INVESTMENT EARNINGS	0.00	0.00	0	10.36	0	6,372.99	0	0.00	0.00	-6,372.99
TOTAL REVENUES	0.00	0.00	0	10.36	0	6,372.99	0	0.00	2,720,758.00	2,714,385.01
EXPENDITURES										
5003 FRINGE BENEFITS	77,535.99	154,459.85	14	156,530.62	13	215,068.23	18	0.00	1,165,000.00	949,931.77
5020 SERVICES	0.00	0.00	0	0.00	0	0.00	0	0.00	1,433,376.00	1,433,376.00
TOTAL EXPENDITURES	77,535.99	154,459.85	7	156,530.62	6	215,068.23	8	0.00	2,598,376.00	2,383,307.77
OTHER FINANCING SOURCES (USES)										
6001 OTHER FINANCING SOURCES	0.00	0.00	0	-1,212.99	0	0.00	0	0.00	0.00	0.00
TOTAL OTHER FINANCING SOURCES (USES)	0.00	0.00		-1,212.99		0.00		0.00	0.00	0.00
NET CHANGE IN FUND BALANCE	-77,535.99	-154,459.85		-157,733.25		-208,695.24		0.00	122,382.00	331,077.24



FUND DEPT 2083-060 : COUNTY HIGHWAY - HIGHWAY

4/10/2023 1:15:05 PM

PERIOD ENDING 3/31/2023

	ACTUAL LAST YEAR			ACTUAL THIS YEAR				ENCUMBRANCE	BUDGET	UNENCUMBERED BALANCE
	CURRENT MONTH	YEAR TO DATE	%	CURRENT MONTH	%	YEAR TO DATE	%			
REVENUES										
4001 PROPERTY TAX	0.00	0.00	0	0.00	0	0.00	0	0.00	3,169,214.00	3,169,214.00
4004 INTERGOVERNMENTAL REVENUE	-5,412.19	-5,412.19	-2	0.00	0	0.00	0	0.00	250,000.00	250,000.00
4007 CHARGES FOR SERVICES	4,272.30	7,423.14	1	7,559.60	1	15,007.95	3	0.00	555,000.00	539,992.05
4008 INVESTMENT EARNINGS	434.02	922.10	31	30.21	1	18,303.50	458	0.00	4,000.00	-14,303.50
4009 MISCELLANEOUS REVENUES	400.40	400.40	0	377.05	0	1,087.15	0	0.00	0.00	-1,087.15
TOTAL REVENUES	-305.47	3,333.45	0	7,966.86	0	34,398.60	1	0.00	3,978,214.00	3,943,815.40
EXPENDITURES										
5001 SALARIES AND WAGES	109,150.80	320,163.97	21	117,785.23	7	333,466.74	20	0.00	1,662,925.00	1,329,458.26
5003 FRINGE BENEFITS	37,066.69	79,098.26	14	44,732.90	8	110,177.22	20	0.00	544,447.00	434,269.78
5010 COMMODITIES	34,340.53	53,895.73	23	13,601.40	4	41,733.89	14	0.00	307,300.00	265,566.11
5020 SERVICES	70,196.49	147,618.37	24	31,560.92	5	132,898.17	19	0.00	682,072.00	549,173.83
8000 CAPITAL OUTLAY	15,888.43	15,888.43	2	17,916.50	2	36,488.50	5	31,526.48	726,941.00	658,926.02
TOTAL EXPENDITURES	266,642.94	616,664.76	17	225,596.95	6	654,764.52	17	31,526.48	3,923,685.00	3,237,394.00
OTHER FINANCING SOURCES (USES)										
6001 OTHER FINANCING SOURCES	0.00	0.00	0	0.00	0	0.00	0	0.00	48,000.00	48,000.00
7001 OTHER FINANCING USES	0.00	0.00	0	-120,000.00	100	-120,000.00	100	0.00	-120,000.00	0.00
TOTAL OTHER FINANCING SOURCES (USES)	0.00	0.00		-120,000.00		-120,000.00		0.00	-72,000.00	48,000.00
NET CHANGE IN FUND BALANCE	-266,948.41	-613,331.31		-337,630.09		-740,365.92		-31,526.48	-17,471.00	754,421.40



FUND DEPT 2083-062 : COUNTY HIGHWAY - HIGHWAY BUILDING CAPITAL

4/10/2023 1:15:05 PM

PERIOD ENDING 3/31/2023

	ACTUAL LAST YEAR			ACTUAL THIS YEAR				ENCUMBRANCE	BUDGET	UNENCUMBERED BALANCE
	CURRENT MONTH	YEAR TO DATE	%	CURRENT MONTH	%	YEAR TO DATE	%			
REVENUES										
TOTAL REVENUES	0.00	0.00	0	0.00	0	0.00	0	0.00	0.00	0.00
EXPENDITURES										
5020 SERVICES	0.00	0.00	0	0.00	0	0.00	0	0.00	100,000.00	100,000.00
TOTAL EXPENDITURES	0.00	0.00	0	0.00	0	0.00	0	0.00	100,000.00	100,000.00
OTHER FINANCING SOURCES (USES)										
6001 OTHER FINANCING SOURCES	0.00	0.00	0	120,000.00	100	120,000.00	100	0.00	120,000.00	0.00
TOTAL OTHER FINANCING SOURCES (USES)	0.00	0.00		120,000.00		120,000.00		0.00	120,000.00	0.00
NET CHANGE IN FUND BALANCE	0.00	0.00		120,000.00		120,000.00		0.00	20,000.00	-100,000.00



FUND DEPT 2084-060 : COUNTY BRIDGE - HIGHWAY

4/10/2023 1:15:05 PM

PERIOD ENDING 3/31/2023

	ACTUAL LAST YEAR			ACTUAL THIS YEAR				ENCUMBRANCE	BUDGET	UNENCUMBERED BALANCE
	CURRENT MONTH	YEAR TO DATE	%	CURRENT MONTH	%	YEAR TO DATE	%			
REVENUES										
4001 PROPERTY TAX	0.00	0.00	0	0.00	0	0.00	0	0.00	1,589,543.00	1,589,543.00
4004 INTERGOVERNMENTAL REVENUE	0.00	90,367.43	181	0.00	0	0.00	0	0.00	5,000.00	5,000.00
4008 INVESTMENT EARNINGS	291.75	606.39	30	18.73	2	10,826.39	108 3	0.00	1,000.00	-9,826.39
TOTAL REVENUES	291.75	90,973.82	6	18.73	0	10,826.39	1	0.00	1,595,543.00	1,584,716.61
EXPENDITURES										
5020 SERVICES	6,999.99	8,413.61	3	16,386.46	8	37,068.07	19	28,943.21	200,000.00	133,988.72
8000 CAPITAL OUTLAY	0.00	121,068.80	10	0.00	0	148,967.67	11	0.00	1,395,543.00	1,246,575.33
TOTAL EXPENDITURES	6,999.99	129,482.41	8	16,386.46	1	186,035.74	12	28,943.21	1,595,543.00	1,380,564.05
OTHER FINANCING SOURCES (USES)										
TOTAL OTHER FINANCING SOURCES (USES)	0.00	0.00		0.00		0.00		0.00	0.00	0.00
NET CHANGE IN FUND BALANCE	-6,708.24	-38,508.59		-16,367.73		-175,209.35		-28,943.21	0.00	204,152.56



FUND DEPT 2085-060 : COUNTY MOTOR FUEL TAX - HIGHWAY

4/10/2023 1:15:05 PM

PERIOD ENDING 3/31/2023

	ACTUAL LAST YEAR			ACTUAL THIS YEAR				ENCUMBRANCE	BUDGET	UNENCUMBERED BALANCE
	CURRENT MONTH	YEAR TO DATE	%	CURRENT MONTH	%	YEAR TO DATE	%			
REVENUES										
4004 INTERGOVERNMENTAL REVENUE	1,068,276.72	1,459,362.97	38	291,632.35	8	576,441.59	16	0.00	3,630,000.00	3,053,558.41
4007 CHARGES FOR SERVICES	740.00	1,093.21	0	0.00	0	0.00	0	0.00	2,000.00	2,000.00
4008 INVESTMENT EARNINGS	1,298.02	2,394.01	48	130.40	1	68,054.56	681	0.00	10,000.00	-58,054.56
4009 MISCELLANEOUS REVENUES	-740.00	0.00	0	0.00	0	0.00	0	0.00	0.00	0.00
TOTAL REVENUES	1,069,574.74	1,462,850.19	38	291,762.75	8	644,496.15	18	0.00	3,642,000.00	2,997,503.85
EXPENDITURES										
5001 SALARIES AND WAGES	13,549.08	40,647.34	23	13,928.08	8	41,784.24	23	0.00	180,154.00	138,369.76
5020 SERVICES	104,477.10	204,490.31	13	86,240.59	6	105,815.85	7	0.00	1,529,000.00	1,423,184.15
8000 CAPITAL OUTLAY	0.00	0.00	0	0.00	0	0.00	0	0.00	6,100,000.00	6,100,000.00
TOTAL EXPENDITURES	118,026.18	245,137.65	13	100,168.67	1	147,600.09	2	0.00	7,809,154.00	7,661,553.91
NET CHANGE IN FUND BALANCE	951,548.56	1,217,712.54		191,594.08		496,896.06		0.00	-4,167,154.00	-4,664,050.06



FUND DEPT 2088-044 : ILL.MUNICIPAL RETIREMENT - NURSING HOME

4/10/2023 1:15:05 PM

PERIOD ENDING 3/31/2023

	ACTUAL LAST YEAR			ACTUAL THIS YEAR				ENCUMBRANCE	BUDGET	UNENCUMBERED BALANCE
	CURRENT MONTH	YEAR TO DATE	%	CURRENT MONTH	%	YEAR TO DATE	%			
EXPENDITURES										
TOTAL EXPENDITURES	<i>0.00</i>	<i>0.00</i>	<i>0</i>	<i>0.00</i>	<i>0</i>	<i>0.00</i>	<i>0</i>	<i>0.00</i>	<i>0.00</i>	<i>0.00</i>
OTHER FINANCING SOURCES (USES)										
TOTAL OTHER FINANCING SOURCES (USES)	<i>0.00</i>	<i>0.00</i>		<i>0.00</i>		<i>0.00</i>		<i>0.00</i>	<i>0.00</i>	<i>0.00</i>
NET CHANGE IN FUND BALANCE	0.00	0.00		0.00		0.00		0.00	0.00	0.00



FUND DEPT 2088-073 : ILL.MUNICIPAL RETIREMENT - ILL.MUNICIPAL RETIREMENT

4/10/2023 1:15:05 PM

PERIOD ENDING 3/31/2023

	ACTUAL LAST YEAR			ACTUAL THIS YEAR				ENCUMBRANCE	BUDGET	UNENCUMBERED BALANCE
	CURRENT MONTH	YEAR TO DATE	%	CURRENT MONTH	%	YEAR TO DATE	%			
REVENUES										
4001 PROPERTY TAX	0.00	0.00	0	0.00	0	0.00	0	0.00	2,039,845.00	2,039,845.00
4004 INTERGOVERNMENTAL REVENUE	0.00	0.00	0	124,000.00	100	124,000.00	100	0.00	124,000.00	0.00
4008 INVESTMENT EARNINGS	70.31	203.01	24	25.67	5	8,508.79	170 2	0.00	500.00	-8,008.79
TOTAL REVENUES	70.31	203.01	0	124,025.67	6	132,508.79	6	0.00	2,164,345.00	2,031,836.21
EXPENDITURES										
5003 FRINGE BENEFITS	362,947.75	545,793.13	14	235,660.70	11	322,933.08	15	0.00	2,163,845.00	1,840,911.92
TOTAL EXPENDITURES	362,947.75	545,793.13	14	235,660.70	11	322,933.08	15	0.00	2,163,845.00	1,840,911.92
OTHER FINANCING SOURCES (USES)										
6001 OTHER FINANCING SOURCES	0.00	6,302.44	1	-6,556.22	0	-0.02	0	0.00	0.00	0.02
TOTAL OTHER FINANCING SOURCES (USES)	0.00	6,302.44		-6,556.22		-0.02		0.00	0.00	0.02
NET CHANGE IN FUND BALANCE	-362,877.44	-539,287.68		-118,191.25		-190,424.31		0.00	500.00	190,924.31



FUND DEPT 2089-018 : COUNTY PUBLIC HEALTH FUND - C-U PUBLIC HEALTH DISTRICT

4/10/2023 1:15:05 PM

PERIOD ENDING 3/31/2023

	ACTUAL LAST YEAR			ACTUAL THIS YEAR				ENCUMBRANCE	BUDGET	UNENCUMBERED BALANCE
	CURRENT MONTH	YEAR TO DATE	%	CURRENT MONTH	%	YEAR TO DATE	%			
REVENUES										
4001 PROPERTY TAX	2,343.80	2,343.80	0	0.00	0	0.00	0	0.00	831,305.00	831,305.00
TOTAL REVENUES	2,343.80	2,343.80	0	0.00	0	0.00	0	0.00	831,305.00	831,305.00
EXPENDITURES										
5020 SERVICES	0.00	0.00	0	0.00	0	0.00	0	0.00	831,305.00	831,305.00
TOTAL EXPENDITURES	0.00	0.00	0	0.00	0	0.00	0	0.00	831,305.00	831,305.00
NET CHANGE IN FUND BALANCE	2,343.80	2,343.80		0.00		0.00		0.00	0.00	0.00



FUND DEPT 2089-049 : COUNTY PUBLIC HEALTH FUND - BOARD OF HEALTH

4/10/2023 1:15:05 PM

PERIOD ENDING 3/31/2023

	ACTUAL LAST YEAR			ACTUAL THIS YEAR				ENCUMBRANCE	BUDGET	UNENCUMBERED BALANCE
	CURRENT MONTH	YEAR TO DATE	%	CURRENT MONTH	%	YEAR TO DATE	%			
REVENUES										
4001 PROPERTY TAX	0.00	0.00	0	0.00	0	0.00	0	0.00	670,307.00	670,307.00
4004 INTERGOVERNMENTAL REVENUE	209,264.80	486,264.80	37	56,647.24	12	56,647.24	12	0.00	459,146.00	402,498.76
4006 LICENSES AND PERMITS	4,848.00	25,964.00	19	4,275.00	3	18,300.00	14	0.00	134,128.00	115,828.00
4008 INVESTMENT EARNINGS	139.95	241.88	113	9.15	1	3,613.26	206	0.00	1,750.00	-1,863.26
4009 MISCELLANEOUS REVENUES	0.00	0.00	0	814.00	133	814.00	133	0.00	614.00	-200.00
TOTAL REVENUES	214,252.75	512,470.68	25	61,745.39	5	79,374.50	6	0.00	1,265,945.00	1,186,570.50
EXPENDITURES										
5020 SERVICES	156,422.22	166,594.20	7	83,759.43	6	91,491.09	7	0.00	1,337,945.00	1,246,453.91
TOTAL EXPENDITURES	156,422.22	166,594.20	7	83,759.43	6	91,491.09	7	0.00	1,337,945.00	1,246,453.91
OTHER FINANCING SOURCES (USES)										
TOTAL OTHER FINANCING SOURCES (USES)	0.00	0.00		0.00		0.00		0.00	0.00	0.00
NET CHANGE IN FUND BALANCE	57,830.53	345,876.48		-22,014.04		-12,116.59		0.00	-72,000.00	-59,883.41



FUND DEPT 2090-053 : MENTAL HEALTH - MENTAL HEALTH BOARD

4/10/2023 1:15:05 PM

PERIOD ENDING 3/31/2023

	ACTUAL LAST YEAR			ACTUAL THIS YEAR				ENCUMBRANCE	BUDGET	UNENCUMBERED BALANCE
	CURRENT MONTH	YEAR TO DATE	%	CURRENT MONTH	%	YEAR TO DATE	%			
REVENUES										
4001 PROPERTY TAX	0.00	0.00	0	0.00	0	0.00	0	0.00	5,916,892.00	5,916,892.00
4004 INTERGOVERNMENTAL REVENUE	0.00	65,904.00	17	135,704.00	33	135,704.00	33	0.00	407,118.00	271,414.00
4008 INVESTMENT EARNINGS	475.76	924.20	46	36.77	1	15,146.66	505	0.00	3,000.00	-12,146.66
4009 MISCELLANEOUS REVENUES	38,671.00	38,671.00	81	9,856.00	23	9,956.00	24	0.00	42,000.00	32,044.00
TOTAL REVENUES	39,146.76	105,499.20	2	145,596.77	2	160,806.66	3	0.00	6,369,010.00	6,208,203.34
EXPENDITURES										
5001 SALARIES AND WAGES	34,425.80	96,663.75	21	36,554.18	8	100,529.14	21	0.00	480,448.00	379,918.86
5003 FRINGE BENEFITS	8,790.64	18,823.08	14	8,572.75	7	24,454.34	19	0.00	126,233.00	101,778.66
5010 COMMODITIES	188.59	334.44	2	168.99	1	1,328.27	8	0.00	15,935.00	14,606.73
5020 SERVICES	449,375.11	1,800,501.54	31	505,102.41	9	1,747,424.05	30	0.00	5,729,394.00	3,981,969.95
TOTAL EXPENDITURES	492,780.14	1,916,322.81	30	550,398.33	9	1,873,735.80	29	0.00	6,352,010.00	4,478,274.20
OTHER FINANCING SOURCES (USES)										
6001 OTHER FINANCING SOURCES	32,952.00	32,952.00	0	0.00	0	0.00	0	0.00	0.00	0.00
7001 OTHER FINANCING USES	0.00	0.00	0	0.00	0	0.00	0	0.00	-17,000.00	-17,000.00
TOTAL OTHER FINANCING SOURCES (USES)	32,952.00	32,952.00		0.00		0.00		0.00	-17,000.00	-17,000.00
NET CHANGE IN FUND BALANCE	-420,681.38	-1,777,871.61		-404,801.56		-1,712,929.14		0.00	0.00	1,712,929.14



FUND DEPT 2091-047 : ANIMAL CONTROL - ANIMAL CONTROL ADMIN

4/10/2023 1:15:05 PM

PERIOD ENDING 3/31/2023

	ACTUAL LAST YEAR			ACTUAL THIS YEAR				ENCUMBRANCE	BUDGET	UNENCUMBERED BALANCE
	CURRENT MONTH	YEAR TO DATE	%	CURRENT MONTH	%	YEAR TO DATE	%			
REVENUES										
4006 LICENSES AND PERMITS	27,661.00	56,794.00	17	30,972.00	9	48,335.00	14	0.00	335,000.00	286,665.00
4008 INVESTMENT EARNINGS	76.40	138.93	14	7.83	1	2,506.36	251	0.00	1,000.00	-1,506.36
4009 MISCELLANEOUS REVENUES	0.00	142.00	0	0.00	0	0.00	0	0.00	0.00	0.00
TOTAL REVENUES	27,737.40	57,074.93	17	30,979.83	9	50,841.36	15	0.00	336,000.00	285,158.64
EXPENDITURES										
5001 SALARIES AND WAGES	9,218.89	28,436.98	17	12,911.06	8	40,715.04	24	0.00	168,126.00	127,410.96
5003 FRINGE BENEFITS	3,644.40	7,043.89	10	3,081.97	5	7,609.71	11	0.00	66,869.00	59,259.29
5010 COMMODITIES	280.19	2,016.43	17	35.64	0	3,759.32	24	0.00	15,920.00	12,160.68
5020 SERVICES	8,915.10	17,258.74	26	5,636.01	11	9,088.21	18	0.00	51,675.00	42,586.79
TOTAL EXPENDITURES	22,058.58	54,756.04	16	21,664.68	7	61,172.28	20	0.00	302,590.00	241,417.72
OTHER FINANCING SOURCES (USES)										
TOTAL OTHER FINANCING SOURCES (USES)	0.00	0.00		0.00		0.00		0.00	0.00	0.00
NET CHANGE IN FUND BALANCE	5,678.82	2,318.89		9,315.15		-10,330.92		0.00	33,410.00	43,740.92



FUND DEPT 2091-247 : ANIMAL CONTROL - ANIMAL WARDEN SERVICES

4/10/2023 1:15:05 PM

PERIOD ENDING 3/31/2023

	ACTUAL LAST YEAR			ACTUAL THIS YEAR				ENCUMBRANCE	BUDGET	UNENCUMBERED BALANCE
	CURRENT MONTH	YEAR TO DATE	%	CURRENT MONTH	%	YEAR TO DATE	%			
REVENUES										
4004 INTERGOVERNMENTAL REVENUE	-6,647.42	33,023.16	17	19,521.79	10	58,565.37	31	0.00	188,288.00	129,722.63
4005 FINES AND FORFEITURES	2,415.00	3,005.00	30	1,550.00	14	2,550.00	23	0.00	11,000.00	8,450.00
TOTAL REVENUES	-4,232.42	36,028.16	17	21,071.79	11	61,115.37	31	0.00	199,288.00	138,172.63
EXPENDITURES										
5001 SALARIES AND WAGES	9,038.91	26,632.82	21	3,330.42	2	16,826.50	12	0.00	141,431.00	124,604.50
5003 FRINGE BENEFITS	3,651.18	7,647.30	13	656.11	1	2,128.37	4	0.00	60,454.00	58,325.63
5010 COMMODITIES	1,315.75	2,494.87	8	3,215.21	13	5,109.07	21	0.00	24,900.00	19,790.93
5020 SERVICES	0.00	0.00	0	775.42	4	2,005.19	11	0.00	18,400.00	16,394.81
8000 CAPITAL OUTLAY	51,107.00	51,107.00	100	0.00	0	0.00	0	0.00	15,000.00	15,000.00
TOTAL EXPENDITURES	65,112.84	87,881.99	31	7,977.16	3	26,069.13	10	0.00	260,185.00	234,115.87
NET CHANGE IN FUND BALANCE	-69,345.26	-51,853.83		13,094.63		35,046.24		0.00	-60,897.00	-95,943.24



FUND DEPT 2091-248 : ANIMAL CONTROL - ANIMAL IMPOUND SERVICES

4/10/2023 1:15:05 PM

PERIOD ENDING 3/31/2023

	ACTUAL LAST YEAR			ACTUAL THIS YEAR				ENCUMBRANCE	BUDGET	UNENCUMBERED BALANCE
	CURRENT MONTH	YEAR TO DATE	%	CURRENT MONTH	%	YEAR TO DATE	%			
REVENUES										
4004 INTERGOVERNMENTAL REVENUE	28,302.71	31,732.71	19	7,321.70	3	21,965.10	9	0.00	242,289.00	220,323.90
4005 FINES AND FORFEITURES	22,817.39	24,896.39	56	6,640.00	44	9,109.00	61	0.00	15,000.00	5,891.00
TOTAL REVENUES	51,120.10	56,629.10	27	13,961.70	5	31,074.10	12	0.00	257,289.00	226,214.90
EXPENDITURES										
5001 SALARIES AND WAGES	11,126.56	29,641.49	21	11,982.18	8	32,117.45	20	0.00	156,821.00	124,703.55
5003 FRINGE BENEFITS	3,043.02	6,162.39	10	2,881.79	6	6,917.81	13	0.00	51,994.00	45,076.19
5010 COMMODITIES	4,362.83	6,846.15	22	521.24	2	4,854.35	15	0.00	32,800.00	27,945.65
5020 SERVICES	670.00	670.00	2	0.00	0	315.62	29	0.00	1,100.00	784.38
TOTAL EXPENDITURES	19,202.41	43,320.03	16	15,385.21	6	44,205.23	18	0.00	242,715.00	198,509.77
NET CHANGE IN FUND BALANCE	31,917.69	13,309.07		-1,423.51		-13,131.13		0.00	14,574.00	27,705.13



FUND DEPT 2092-074 : LAW LIBRARY - LAW LIBRARY

4/10/2023 1:15:05 PM

PERIOD ENDING 3/31/2023

	ACTUAL LAST YEAR			ACTUAL THIS YEAR				ENCUMBRANCE	BUDGET	UNENCUMBERED BALANCE
	CURRENT MONTH	YEAR TO DATE	%	CURRENT MONTH	%	YEAR TO DATE	%			
REVENUES										
4007 CHARGES FOR SERVICES	7,582.00	14,403.25	18	13,680.75	20	13,680.75	20	0.00	70,000.00	56,319.25
4008 INVESTMENT EARNINGS	23.99	41.77	42	2.25	2	731.23	731	0.00	100.00	-631.23
4009 MISCELLANEOUS REVENUES	715.00	715.00	0	0.00	0	0.00	0	0.00	0.00	0.00
TOTAL REVENUES	8,320.99	15,160.02	19	13,683.00	20	14,411.98	21	0.00	70,100.00	55,688.02
EXPENDITURES										
5010 COMMODITIES	3,499.19	7,996.39	20	1,756.28	7	6,479.34	26	0.00	24,495.00	18,015.66
5020 SERVICES	694.18	847.32	2	527.20	1	1,050.38	3	0.00	38,340.00	37,289.62
TOTAL EXPENDITURES	4,193.37	8,843.71	11	2,283.48	4	7,529.72	12	0.00	62,835.00	55,305.28
OTHER FINANCING SOURCES (USES)										
TOTAL OTHER FINANCING SOURCES (USES)	0.00	0.00		0.00		0.00		0.00	0.00	0.00
NET CHANGE IN FUND BALANCE	4,127.62	6,316.31		11,399.52		6,882.26		0.00	7,265.00	382.74



FUND DEPT 2093-031 : FORECLOSURE MEDIATION FND - CIRCUIT COURT

4/10/2023 1:15:05 PM

PERIOD ENDING 3/31/2023

	ACTUAL LAST YEAR			ACTUAL THIS YEAR				ENCUMBRANCE	BUDGET	UNENCUMBERED BALANCE
	CURRENT MONTH	YEAR TO DATE	%	CURRENT MONTH	%	YEAR TO DATE	%			
REVENUES										
4007 CHARGES FOR SERVICES	0.00	150.00	1	150.00	2	150.00	2	0.00	10,000.00	9,850.00
4008 INVESTMENT EARNINGS	4.29	7.54	8	0.19	0	60.82	152	0.00	40.00	-20.82
TOTAL REVENUES	4.29	157.54	1	150.19	1	210.82	2	0.00	10,040.00	9,829.18
EXPENDITURES										
5001 SALARIES AND WAGES	990.99	2,235.09	16	0.00	0	0.00	0	0.00	0.00	0.00
5003 FRINGE BENEFITS	78.51	139.26	10	0.00	0	0.00	0	0.00	0.00	0.00
5010 COMMODITIES	0.00	0.00	0	0.00	0	0.00	0	0.00	100.00	100.00
5020 SERVICES	400.00	400.00	2	7.49	0	22.47	0	0.00	7,800.00	7,777.53
TOTAL EXPENDITURES	1,469.50	2,774.35	8	7.49	0	22.47	0	0.00	7,900.00	7,877.53
OTHER FINANCING SOURCES (USES)										
TOTAL OTHER FINANCING SOURCES (USES)	0.00	0.00		0.00		0.00		0.00	0.00	0.00
NET CHANGE IN FUND BALANCE	-1,465.21	-2,616.81		142.70		188.35		0.00	2,140.00	1,951.65




FUND DEPT 2101-054 : I/DD SPECIAL INITIATIVES - CILA PROJECT

4/10/2023 1:15:05 PM

PERIOD ENDING 3/31/2023

	ACTUAL LAST YEAR			ACTUAL THIS YEAR				ENCUMBRANCE	BUDGET	UNENCUMBERED BALANCE
	CURRENT MONTH	YEAR TO DATE	%	CURRENT MONTH	%	YEAR TO DATE	%			
REVENUES										
4008 INVESTMENT EARNINGS	91.98	159.01	80	12.08	1	3,753.18	375	0.00	1,000.00	-2,753.18
TOTAL REVENUES	91.98	159.01	80	12.08	1	3,753.18	375	0.00	1,000.00	-2,753.18
EXPENDITURES										
5010 COMMODITIES	0.00	0.00	0	0.00	0	0.00	0	0.00	5,063.00	5,063.00
5020 SERVICES	0.00	12,562.00	37	0.00	0	0.00	0	0.00	345,937.00	345,937.00
TOTAL EXPENDITURES	0.00	12,562.00	25	0.00	0	0.00	0	0.00	351,000.00	351,000.00
OTHER FINANCING SOURCES (USES)										
6001 OTHER FINANCING SOURCES	0.00	50,000.00	100	0.00	0	50,000.00	100	0.00	50,000.00	0.00
TOTAL OTHER FINANCING SOURCES (USES)	0.00	50,000.00		0.00		50,000.00		0.00	50,000.00	0.00
NET CHANGE IN FUND BALANCE	91.98	37,597.01		12.08		53,753.18		0.00	-300,000.00	-353,753.18



FUND DEPT 2103-060 : HWY FED AID MATCHING FUND - HIGHWAY

4/10/2023 1:15:05 PM

PERIOD ENDING 3/31/2023

	ACTUAL LAST YEAR			ACTUAL THIS YEAR				ENCUMBRANCE	BUDGET	UNENCUMBERED BALANCE
	CURRENT MONTH	YEAR TO DATE	%	CURRENT MONTH	%	YEAR TO DATE	%			
REVENUES										
4001 PROPERTY TAX	0.00	0.00	0	0.00	0	0.00	0	0.00	128,348.00	128,348.00
4008 INVESTMENT EARNINGS	65.54	128.75	0	5.43	1	2,870.23	383	0.00	750.00	-2,120.23
TOTAL REVENUES	65.54	128.75	0	5.43	0	2,870.23	2	0.00	129,098.00	126,227.77
EXPENDITURES										
TOTAL EXPENDITURES	0.00	0.00	0	0.00	0	0.00	0	0.00	0.00	0.00
OTHER FINANCING SOURCES (USES)										
TOTAL OTHER FINANCING SOURCES (USES)	0.00	0.00		0.00		0.00		0.00	0.00	0.00
NET CHANGE IN FUND BALANCE	65.54	128.75		5.43		2,870.23		0.00	129,098.00	126,227.77



FUND DEPT 2104-104 : EARLY CHILDHOOD FUND - EARLY CHILDHOOD DEVELOPMENT

4/10/2023 1:15:05 PM

PERIOD ENDING 3/31/2023

	ACTUAL LAST YEAR			ACTUAL THIS YEAR				ENCUMBRANCE	BUDGET	UNENCUMBERED BALANCE
	CURRENT MONTH	YEAR TO DATE	%	CURRENT MONTH	%	YEAR TO DATE	%			
REVENUES										
4004 INTERGOVERNMENTAL REVENUE	1,394,842.60	2,410,556.11	19	1,200,737.63	9	3,317,409.74	25	0.00	13,050,000.00	9,732,590.26
4007 CHARGES FOR SERVICES	15,500.00	15,900.00	13	5,670.00	4	5,870.00	5	0.00	130,000.00	124,130.00
4008 INVESTMENT EARNINGS	-7,257.11	894.95	9	3,950.31	79	31,048.29	621	0.00	5,000.00	-26,048.29
4009 MISCELLANEOUS REVENUES	3,036.00	5,621.24	43	0.00	0	670.05	1	0.00	55,000.00	54,329.95
TOTAL REVENUES	1,406,121.49	2,432,972.30	19	1,210,357.94	9	3,354,998.08	25	0.00	13,240,000.00	9,885,001.92
EXPENDITURES										
5001 SALARIES AND WAGES	413,326.29	1,099,667.55	18	514,855.76	8	1,904,403.49	31	0.00	6,132,250.00	4,227,846.51
5003 FRINGE BENEFITS	131,162.11	271,990.60	13	135,889.28	7	413,271.30	21	0.00	1,980,600.00	1,567,328.70
5010 COMMODITIES	37,009.50	88,200.06	14	58,711.84	8	127,907.97	17	76,333.00	745,150.00	540,909.03
5020 SERVICES	141,411.66	552,999.64	15	221,541.81	7	497,546.50	15	128,372.00	3,264,420.00	2,638,501.50
8000 CAPITAL OUTLAY	0.00	32,018.58	0	29,015.00	16	29,015.00	16	120,045.24	183,080.00	34,019.76
TOTAL EXPENDITURES	722,909.56	2,044,876.43	16	960,013.69	8	2,972,144.26	24	324,750.24	12,305,500.00	9,008,605.50
OTHER FINANCING SOURCES (USES)										
7001 OTHER FINANCING USES	0.00	0.00	0	0.00	0	0.00	0	0.00	-800,000.00	-800,000.00
TOTAL OTHER FINANCING SOURCES (USES)	0.00	0.00		0.00		0.00		0.00	-800,000.00	-800,000.00
NET CHANGE IN FUND BALANCE	683,211.93	388,095.87		250,344.25		382,853.82		-324,750.24	134,500.00	76,396.42



FUND DEPT 2106-010 : PUBL SAFETY SALES TAX FND - COUNTY BOARD

4/10/2023 1:15:05 PM

PERIOD ENDING 3/31/2023

	ACTUAL LAST YEAR			ACTUAL THIS YEAR				ENCUMBRANCE	BUDGET	UNENCUMBERED BALANCE
	CURRENT MONTH	YEAR TO DATE	%	CURRENT MONTH	%	YEAR TO DATE	%			
REVENUES										
4002 LOCAL SALES TAX	0.00	0.00	0	345,109.31	10	345,109.31	10	0.00	3,457,442.00	3,112,332.69
4008 INVESTMENT EARNINGS	531.22	987.17	49	85.17	2	28,541.46	571	0.00	5,000.00	-23,541.46
TOTAL REVENUES	531.22	987.17	0	345,194.48	10	373,650.77	11	0.00	3,462,442.00	3,088,791.23
EXPENDITURES										
5020 SERVICES	76,430.73	203,986.92	23	80,338.68	8	188,718.70	19	0.00	1,008,000.00	819,281.30
5050 INTEREST AND FISCAL CHARGES	0.00	0.00	0	0.00	0	0.00	0	0.00	2,500.00	2,500.00
TOTAL EXPENDITURES	76,430.73	203,986.92	23	80,338.68	8	188,718.70	19	0.00	1,010,500.00	821,781.30
OTHER FINANCING SOURCES (USES)										
7001 OTHER FINANCING USES	0.00	0.00	0	0.00	0	0.00	0	0.00	-2,020,315.00	-2,020,315.00
TOTAL OTHER FINANCING SOURCES (USES)	0.00	0.00		0.00		0.00		0.00	-2,020,315.00	-2,020,315.00
NET CHANGE IN FUND BALANCE	-75,899.51	-202,999.75		264,855.80		184,932.07		0.00	431,627.00	246,694.93



FUND DEPT 2106-013 : PUBL SAFETY SALES TAX FND - DEBT SERVICE

4/10/2023 1:15:05 PM

PERIOD ENDING 3/31/2023

	ACTUAL LAST YEAR			ACTUAL THIS YEAR				ENCUMBRANCE	BUDGET	UNENCUMBERED BALANCE
	CURRENT MONTH	YEAR TO DATE	%	CURRENT MONTH	%	YEAR TO DATE	%			
REVENUES										
4002 LOCAL SALES TAX	0.00	0.00	0	262,466.00	8	262,466.00	8	0.00	3,142,558.00	2,880,092.00
TOTAL REVENUES	0.00	0.00	0	262,466.00	8	262,466.00	8	0.00	3,142,558.00	2,880,092.00
EXPENDITURES										
5050 INTEREST AND FISCAL CHARGES	0.00	0.00	0	0.00	0	0.00	0	0.00	3,142,558.00	3,142,558.00
TOTAL EXPENDITURES	0.00	0.00	0	0.00	0	0.00	0	0.00	3,142,558.00	3,142,558.00
NET CHANGE IN FUND BALANCE	0.00	0.00		262,466.00		262,466.00		0.00	0.00	-262,466.00



FUND DEPT 2106-060 : PUBL SAFETY SALES TAX FND - HIGHWAY

4/10/2023 1:15:05 PM

PERIOD ENDING 3/31/2023

	ACTUAL LAST YEAR			ACTUAL THIS YEAR				ENCUMBRANCE	BUDGET	UNENCUMBERED BALANCE
	CURRENT MONTH	YEAR TO DATE	%	CURRENT MONTH	%	YEAR TO DATE	%			
REVENUES										
TOTAL REVENUES	0.00	0.00	0	0.00	0	0.00	0	0.00	0.00	0.00
NET CHANGE IN FUND BALANCE	0.00	0.00		0.00		0.00		0.00	0.00	0.00




FUND DEPT 2106-230 : PUBL SAFETY SALES TAX FND - JUSTICE SYS TECHNOLGY PRJ

4/10/2023 1:15:05 PM

PERIOD ENDING 3/31/2023

	ACTUAL LAST YEAR			ACTUAL THIS YEAR				ENCUMBRANCE	BUDGET	UNENCUMBERED BALANCE
	CURRENT MONTH	YEAR TO DATE	%	CURRENT MONTH	%	YEAR TO DATE	%			
EXPENDITURES										
5020 SERVICES	0.00	13,602.69	13	0.00	0	15,416.34	14	0.00	110,833.00	95,416.66
TOTAL EXPENDITURES	0.00	13,602.69	13	0.00	0	15,416.34	14	0.00	110,833.00	95,416.66
NET CHANGE IN FUND BALANCE	0.00	-13,602.69		0.00		-15,416.34		0.00	-110,833.00	-95,416.66



FUND DEPT 2106-237 : PUBL SAFETY SALES TAX FND - DELINQ PREVENTION GRANTS

4/10/2023 1:15:05 PM

PERIOD ENDING 3/31/2023

	ACTUAL LAST YEAR			ACTUAL THIS YEAR				ENCUMBRANCE	BUDGET	UNENCUMBERED BALANCE
	CURRENT MONTH	YEAR TO DATE	%	CURRENT MONTH	%	YEAR TO DATE	%			
EXPENDITURES										
5020 SERVICES	23,229.17	69,687.51	25	26,666.66	8	79,999.98	25	0.00	320,000.00	240,000.02
TOTAL EXPENDITURES	23,229.17	69,687.51	25	26,666.66	8	79,999.98	25	0.00	320,000.00	240,000.02
NET CHANGE IN FUND BALANCE	-23,229.17	-69,687.51		-26,666.66		-79,999.98		0.00	-320,000.00	-240,000.02



FUND DEPT 2107-010 : GEOGRAPHIC INF SYS FUND (GIS) - COUNTY BOARD

4/10/2023 1:15:05 PM

PERIOD ENDING 3/31/2023

	ACTUAL LAST YEAR			ACTUAL THIS YEAR				ENCUMBRANCE	BUDGET	UNENCUMBERED BALANCE
	CURRENT MONTH	YEAR TO DATE	%	CURRENT MONTH	%	YEAR TO DATE	%			
REVENUES										
4007 CHARGES FOR SERVICES	45,213.00	45,213.00	14	9,063.00	3	38,328.00	12	0.00	330,000.00	291,672.00
4008 INVESTMENT EARNINGS	82.32	145.09	73	7.23	1	2,337.52	234	0.00	1,000.00	-1,337.52
TOTAL REVENUES	45,295.32	45,358.09	14	9,070.23	3	40,665.52	12	0.00	331,000.00	290,334.48
EXPENDITURES										
5020 SERVICES	3,400.00	3,400.00	1	3,740.00	1	3,740.00	1	0.00	333,627.00	329,887.00
TOTAL EXPENDITURES	3,400.00	3,400.00	1	3,740.00	1	3,740.00	1	0.00	333,627.00	329,887.00
NET CHANGE IN FUND BALANCE	41,895.32	41,958.09		5,330.23		36,925.52		0.00	-2,627.00	-39,552.52




FUND DEPT 2108-050 : DEVLPMNTL DISABILITY FUND - DEVL MNTL DISABILITY BOARD

4/10/2023 1:15:05 PM

PERIOD ENDING 3/31/2023

	ACTUAL LAST YEAR			ACTUAL THIS YEAR				ENCUMBRANCE	BUDGET	UNENCUMBERED BALANCE
	CURRENT MONTH	YEAR TO DATE	%	CURRENT MONTH	%	YEAR TO DATE	%			
REVENUES										
4001 PROPERTY TAX	0.00	0.00	0	0.00	0	0.00	0	0.00	4,863,487.00	4,863,487.00
4008 INVESTMENT EARNINGS	258.77	530.06	53	28.83	1	12,385.36	619	0.00	2,000.00	-10,385.36
4009 MISCELLANEOUS REVENUES	0.00	0.00	0	0.00	0	0.00	0	0.00	5,000.00	5,000.00
TOTAL REVENUES	258.77	530.06	0	28.83	0	12,385.36	0	0.00	4,870,487.00	4,858,101.64
EXPENDITURES										
5020 SERVICES	277,339.00	1,302,961.00	29	319,812.00	7	1,486,602.00	31	0.00	4,824,487.00	3,337,885.00
TOTAL EXPENDITURES	277,339.00	1,302,961.00	29	319,812.00	7	1,486,602.00	31	0.00	4,824,487.00	3,337,885.00
OTHER FINANCING SOURCES (USES)										
6001 OTHER FINANCING SOURCES	0.00	0.00	0	0.00	0	0.00	0	0.00	4,000.00	4,000.00
7001 OTHER FINANCING USES	0.00	-50,000.00	100	0.00	0	-50,000.00	100	0.00	-50,000.00	0.00
TOTAL OTHER FINANCING SOURCES (USES)	0.00	-50,000.00		0.00		-50,000.00		0.00	-46,000.00	4,000.00
NET CHANGE IN FUND BALANCE	-277,080.23	-1,352,430.94		-319,783.17		-1,524,216.64		0.00	0.00	1,524,216.64



FUND DEPT 2110-110 : WORKFORCE DEVELOPMENT FND - WORKFORCE DEVELOPMENT

4/10/2023 1:15:05 PM

PERIOD ENDING 3/31/2023

	ACTUAL LAST YEAR			ACTUAL THIS YEAR				ENCUMBRANCE	BUDGET	UNENCUMBERED BALANCE
	CURRENT MONTH	YEAR TO DATE	%	CURRENT MONTH	%	YEAR TO DATE	%			
REVENUES										
4004 INTERGOVERNMENTAL REVENUE	177,967.79	430,808.21	10	147,681.35	5	382,267.18	14	0.00	2,705,000.00	2,322,732.82
4007 CHARGES FOR SERVICES	17,850.19	20,401.46	15	39,266.63	28	42,161.36	30	0.00	138,500.00	96,338.64
TOTAL REVENUES	195,817.98	451,209.67	10	186,947.98	7	424,428.54	15	0.00	2,843,500.00	2,419,071.46
EXPENDITURES										
5001 SALARIES AND WAGES	43,648.82	109,604.44	9	51,499.43	9	135,591.85	25	0.00	551,500.00	415,908.15
5003 FRINGE BENEFITS	10,450.69	21,542.41	5	13,211.37	4	38,482.20	13	0.00	296,500.00	258,017.80
5010 COMMODITIES	0.00	0.00	0	1,190.96	1	4,533.87	3	0.00	134,350.00	129,816.13
5020 SERVICES	296,700.70	429,497.84	15	111,574.47	6	264,853.88	15	0.00	1,807,000.00	1,542,146.12
8000 CAPITAL OUTLAY	0.00	0.00	0	0.00	0	0.00	0	0.00	50,000.00	50,000.00
TOTAL EXPENDITURES	350,800.21	560,644.69	12	177,476.23	6	443,461.80	16	0.00	2,839,350.00	2,395,888.20
OTHER FINANCING SOURCES (USES)										
6001 OTHER FINANCING SOURCES	0.00	0.00	0	0.00	0	0.00	0	0.00	50,000.00	50,000.00
7001 OTHER FINANCING USES	0.00	0.00	0	0.00	0	0.00	0	0.00	-50,000.00	-50,000.00
TOTAL OTHER FINANCING SOURCES (USES)	0.00	0.00		0.00		0.00		0.00	0.00	0.00
NET CHANGE IN FUND BALANCE	-154,982.23	-109,435.02		9,471.75		-19,033.26		0.00	4,150.00	23,183.26



FUND DEPT 2120-060 : HWY IDOT REBUILD GRANT - HIGHWAY

4/10/2023 1:15:05 PM

PERIOD ENDING 3/31/2023

	ACTUAL LAST YEAR			ACTUAL THIS YEAR				ENCUMBRANCE	BUDGET	UNENCUMBERED BALANCE
	CURRENT MONTH	YEAR TO DATE	%	CURRENT MONTH	%	YEAR TO DATE	%			
REVENUES										
4004 INTERGOVERNMENTAL REVENUE	962,449.76	962,449.76	50	0.00	0	0.00	0	0.00	0.00	0.00
4008 INVESTMENT EARNINGS	526.14	1,032.64	34	0.00	0	0.00	0	0.00	2,000.00	2,000.00
TOTAL REVENUES	962,975.90	963,482.40	50	0.00	0	0.00	0	0.00	2,000.00	2,000.00
EXPENDITURES										
8000 CAPITAL OUTLAY	0.00	0.00	0	0.00	0	0.00	0	0.00	1,910,228.00	1,910,228.00
TOTAL EXPENDITURES	0.00	0.00	0	0.00	0	0.00	0	0.00	1,910,228.00	1,910,228.00
NET CHANGE IN FUND BALANCE	962,975.90	963,482.40		0.00		0.00		0.00	-1,908,228.00	-1,908,228.00



FUND DEPT 2121-060 : TWP IDOT REBUILD GRANT - HIGHWAY

4/10/2023 1:15:05 PM

PERIOD ENDING 3/31/2023

	ACTUAL LAST YEAR			ACTUAL THIS YEAR				ENCUMBRANCE	BUDGET	UNENCUMBERED BALANCE
	CURRENT MONTH	YEAR TO DATE	%	CURRENT MONTH	%	YEAR TO DATE	%			
REVENUES										
4004 INTERGOVERNMENTAL REVENUE	862,467.37	862,467.37	0	0.00	0	0.00	0	0.00	0.00	0.00
4008 INVESTMENT EARNINGS	317.11	594.06	0	0.00	0	0.00	0	0.00	0.00	0.00
TOTAL REVENUES	862,784.48	863,061.43	0	0.00	0	0.00	0	0.00	0.00	0.00
EXPENDITURES										
5020 SERVICES	97,420.81	115,010.64	1	60,481.86	1	63,628.56	1	0.00	5,000,000.00	4,936,371.44
TOTAL EXPENDITURES	97,420.81	115,010.64	1	60,481.86	1	63,628.56	1	0.00	5,000,000.00	4,936,371.44
NET CHANGE IN FUND BALANCE	765,363.67	748,050.79		-60,481.86		-63,628.56		0.00	-5,000,000.00	-4,936,371.44



FUND DEPT 2188-044 : SOCIAL SECURITY FUND - NURSING HOME

4/10/2023 1:15:05 PM

PERIOD ENDING 3/31/2023

	ACTUAL LAST YEAR			ACTUAL THIS YEAR				ENCUMBRANCE	BUDGET	UNENCUMBERED BALANCE
	CURRENT MONTH	YEAR TO DATE	%	CURRENT MONTH	%	YEAR TO DATE	%			
EXPENDITURES										
TOTAL EXPENDITURES	0.00	0.00	0	0.00	0	0.00	0	0.00	0.00	0.00
OTHER FINANCING SOURCES (USES)										
TOTAL OTHER FINANCING SOURCES (USES)	0.00	0.00		0.00		0.00		0.00	0.00	0.00
NET CHANGE IN FUND BALANCE	0.00	0.00		0.00		0.00		0.00	0.00	0.00



FUND DEPT 2188-075 : SOCIAL SECURITY FUND - GENERAL COUNTY

4/10/2023 1:15:05 PM

PERIOD ENDING 3/31/2023

	ACTUAL LAST YEAR			ACTUAL THIS YEAR				ENCUMBRANCE	BUDGET	UNENCUMBERED BALANCE
	CURRENT MONTH	YEAR TO DATE	%	CURRENT MONTH	%	YEAR TO DATE	%			
REVENUES										
4001 PROPERTY TAX	0.00	0.00	0	0.00	0	0.00	0	0.00	2,010,143.00	2,010,143.00
4008 INVESTMENT EARNINGS	102.07	208.90	0	19.77	2	5,801.47	645	0.00	900.00	-4,901.47
4009 MISCELLANEOUS REVENUES	0.00	0.00	0	0.00	0	0.01	0	0.00	0.00	-0.01
TOTAL REVENUES	102.07	208.90	0	19.77	0	5,801.48	0	0.00	2,011,043.00	2,005,241.52
EXPENDITURES										
5003 FRINGE BENEFITS	137,131.00	374,614.01	11	136,896.42	7	358,114.36	18	0.00	2,010,143.00	1,652,028.64
TOTAL EXPENDITURES	137,131.00	374,614.01	11	136,896.42	7	358,114.36	18	0.00	2,010,143.00	1,652,028.64
OTHER FINANCING SOURCES (USES)										
6001 OTHER FINANCING SOURCES	0.00	-6,302.44	0	-9,535.16	0	0.00	0	0.00	0.00	0.00
TOTAL OTHER FINANCING SOURCES (USES)	0.00	-6,302.44		-9,535.16		0.00		0.00	0.00	0.00
NET CHANGE IN FUND BALANCE	-137,028.93	-380,707.55		-146,411.81		-352,312.88		0.00	900.00	353,212.88




FUND DEPT 2474-474 : RPC USDA REVOLVING LOANS - RPC USDA REVOLVING LOANS

4/10/2023 1:15:05 PM

PERIOD ENDING 3/31/2023

	ACTUAL LAST YEAR			ACTUAL THIS YEAR				ENCUMBRANCE	BUDGET	UNENCUMBERED BALANCE
	CURRENT MONTH	YEAR TO DATE	%	CURRENT MONTH	%	YEAR TO DATE	%			
REVENUES										
4008 INVESTMENT EARNINGS	3,106.04	4,100.88	27	713.34	5	2,891.34	19	0.00	15,030.00	12,138.66
TOTAL REVENUES	3,106.04	4,100.88	27	713.34	5	2,891.34	19	0.00	15,030.00	12,138.66
EXPENDITURES										
5020 SERVICES	0.00	0.00	0	0.00	0	0.00	0	0.00	35,000.00	35,000.00
TOTAL EXPENDITURES	0.00	0.00	0	0.00	0	0.00	0	0.00	35,000.00	35,000.00
OTHER FINANCING SOURCES (USES)										
7001 OTHER FINANCING USES	0.00	0.00	0	0.00	0	0.00	0	0.00	-7,000.00	-7,000.00
TOTAL OTHER FINANCING SOURCES (USES)	0.00	0.00		0.00		0.00		0.00	-7,000.00	-7,000.00
NET CHANGE IN FUND BALANCE	3,106.04	4,100.88		713.34		2,891.34		0.00	-26,970.00	-29,861.34



FUND DEPT 2475-475 : RPC ECON DEVELOPMNT LOANS - RPC ECON DEVELOPMNT LOANS

4/10/2023 1:15:05 PM

PERIOD ENDING 3/31/2023

	ACTUAL LAST YEAR			ACTUAL THIS YEAR				ENCUMBRANCE	BUDGET	UNENCUMBERED BALANCE
	CURRENT MONTH	YEAR TO DATE	%	CURRENT MONTH	%	YEAR TO DATE	%			
REVENUES										
4008 INVESTMENT EARNINGS	46,438.12	46,825.72	42	11,062.92	13	38,961.17	47	0.00	83,000.00	44,038.83
TOTAL REVENUES	46,438.12	46,825.72	42	11,062.92	13	38,961.17	47	0.00	83,000.00	44,038.83
EXPENDITURES										
5020 SERVICES	0.00	0.00	0	0.00	0	0.00	0	0.00	155,000.00	155,000.00
TOTAL EXPENDITURES	0.00	0.00	0	0.00	0	0.00	0	0.00	155,000.00	155,000.00
OTHER FINANCING SOURCES (USES)										
6001 OTHER FINANCING SOURCES	0.00	0.00	0	0.00	0	0.00	0	0.00	100,000.00	100,000.00
7001 OTHER FINANCING USES	-1,181.86	-1,181.86	2	0.00	0	0.00	0	0.00	-78,500.00	-78,500.00
TOTAL OTHER FINANCING SOURCES (USES)	-1,181.86	-1,181.86		0.00		0.00		0.00	21,500.00	21,500.00
NET CHANGE IN FUND BALANCE	45,256.26	45,643.86		11,062.92		38,961.17		0.00	-50,500.00	-89,461.17



FUND DEPT 2609-026 : TAX INDEMNITY FUND - COUNTY TREASURER

4/10/2023 1:15:05 PM

PERIOD ENDING 3/31/2023

	ACTUAL LAST YEAR			ACTUAL THIS YEAR				ENCUMBRANCE	BUDGET	UNENCUMBERED BALANCE
	CURRENT MONTH	YEAR TO DATE	%	CURRENT MONTH	%	YEAR TO DATE	%			
EXPENDITURES										
<i>TOTAL EXPENDITURES</i>	<i>0.00</i>	<i>0.00</i>	<i>0</i>	<i>0.00</i>	<i>0</i>	<i>0.00</i>	<i>0</i>	<i>0.00</i>	<i>0.00</i>	<i>0.00</i>
OTHER FINANCING SOURCES (USES)										
<i>TOTAL OTHER FINANCING SOURCES (USES)</i>	<i>0.00</i>	<i>0.00</i>		<i>0.00</i>		<i>0.00</i>		<i>0.00</i>	<i>0.00</i>	<i>0.00</i>
NET CHANGE IN FUND BALANCE	0.00	0.00		0.00		0.00		0.00	0.00	0.00



FUND DEPT 2610-026 : WORKING CASH FUND - COUNTY TREASURER

4/10/2023 1:15:05 PM

PERIOD ENDING 3/31/2023

	ACTUAL LAST YEAR			ACTUAL THIS YEAR				ENCUMBRANCE	BUDGET	UNENCUMBERED BALANCE
	CURRENT MONTH	YEAR TO DATE	%	CURRENT MONTH	%	YEAR TO DATE	%			
REVENUES										
4008 INVESTMENT EARNINGS	71.88	123.42	2	5.60	0	1,833.86	26	0.00	7,000.00	5,166.14
TOTAL REVENUES	71.88	123.42	2	5.60	0	1,833.86	26	0.00	7,000.00	5,166.14
OTHER FINANCING SOURCES (USES)										
7001 OTHER FINANCING USES	0.00	0.00	0	0.00	0	0.00	0	0.00	-7,000.00	-7,000.00
TOTAL OTHER FINANCING SOURCES (USES)	0.00	0.00		0.00		0.00		0.00	-7,000.00	-7,000.00
NET CHANGE IN FUND BALANCE	71.88	123.42		5.60		1,833.86		0.00	0.00	-1,833.86



FUND DEPT 2611-022 : COUNTY CLK SURCHARGE FUND - COUNTY CLERK

4/10/2023 1:15:05 PM

PERIOD ENDING 3/31/2023

	ACTUAL LAST YEAR			ACTUAL THIS YEAR				ENCUMBRANCE	BUDGET	UNENCUMBERED BALANCE
	CURRENT MONTH	YEAR TO DATE	%	CURRENT MONTH	%	YEAR TO DATE	%			
REVENUES										
4007 CHARGES FOR SERVICES	995.00	1,746.00	15	802.00	0	1,781.00	0	0.00	0.00	-1,781.00
TOTAL REVENUES	995.00	1,746.00	15	802.00	0	1,781.00	0	0.00	0.00	-1,781.00
EXPENDITURES										
5020 SERVICES	995.00	1,746.00	15	0.00	0	0.00	0	0.00	0.00	0.00
TOTAL EXPENDITURES	995.00	1,746.00	15	0.00	0	0.00	0	0.00	0.00	0.00
NET CHANGE IN FUND BALANCE	0.00	0.00		802.00		1,781.00		0.00	0.00	-1,781.00



FUND DEPT 2612-040 : SHERIFF DRUG FORFEITURES - SHERIFF

4/10/2023 1:15:05 PM

PERIOD ENDING 3/31/2023

	ACTUAL LAST YEAR			ACTUAL THIS YEAR				ENCUMBRANCE	BUDGET	UNENCUMBERED BALANCE
	CURRENT MONTH	YEAR TO DATE	%	CURRENT MONTH	%	YEAR TO DATE	%			
REVENUES										
4005 FINES AND FORFEITURES	0.00	0.00	0	37.50	0	37.50	0	0.00	10,000.00	9,962.50
4008 INVESTMENT EARNINGS	23.04	39.65	79	1.65	2	548.07	548	0.00	100.00	-448.07
TOTAL REVENUES	23.04	39.65	0	39.15	0	585.57	6	0.00	10,100.00	9,514.43
EXPENDITURES										
5010 COMMODITIES	387.20	775.79	10	0.00	0	1,573.05	24	0.00	6,500.00	4,926.95
5020 SERVICES	89.24	296.81	2	200.00	1	763.00	5	0.00	14,600.00	13,837.00
TOTAL EXPENDITURES	476.44	1,072.60	4	200.00	1	2,336.05	11	0.00	21,100.00	18,763.95
OTHER FINANCING SOURCES (USES)										
TOTAL OTHER FINANCING SOURCES (USES)	0.00	0.00		0.00		0.00		0.00	0.00	0.00
NET CHANGE IN FUND BALANCE	-453.40	-1,032.95		-160.85		-1,750.48		0.00	-11,000.00	-9,249.52



FUND DEPT 2613-030 : COURT'S AUTOMATION FUND - CIRCUIT CLERK

4/10/2023 1:15:05 PM

PERIOD ENDING 3/31/2023

	ACTUAL LAST YEAR			ACTUAL THIS YEAR				ENCUMBRANCE	BUDGET	UNENCUMBERED BALANCE
	CURRENT MONTH	YEAR TO DATE	%	CURRENT MONTH	%	YEAR TO DATE	%			
REVENUES										
4004 INTERGOVERNMENTAL REVENUE	0.00	0.00	0	0.00	0	0.00	0	0.00	52,323.42	52,323.42
4007 CHARGES FOR SERVICES	14,882.56	29,657.72	13	41,230.91	21	41,230.91	21	0.00	200,000.00	158,769.09
4008 INVESTMENT EARNINGS	3.34	12.28	0	0.75	0	366.18	0	0.00	0.00	-366.18
TOTAL REVENUES	14,885.90	29,670.00	13	41,231.66	16	41,597.09	16	0.00	252,323.42	210,726.33
EXPENDITURES										
5010 COMMODITIES	0.00	0.00	0	0.00	0	0.00	0	0.00	62,323.42	62,323.42
5020 SERVICES	23,562.65	116,031.43	49	0.00	0	117,831.31	42	0.00	282,919.00	165,087.69
TOTAL EXPENDITURES	23,562.65	116,031.43	47	0.00	0	117,831.31	34	0.00	345,242.42	227,411.11
OTHER FINANCING SOURCES (USES)										
TOTAL OTHER FINANCING SOURCES (USES)	0.00	0.00		0.00		0.00		0.00	0.00	0.00
NET CHANGE IN FUND BALANCE	-8,676.75	-86,361.43		41,231.66		-76,234.22		0.00	-92,919.00	-16,684.78



FUND DEPT 2614-023 : RECORDER'S AUTOMATION FND - RECORDER

4/10/2023 1:15:05 PM

PERIOD ENDING 3/31/2023

	ACTUAL LAST YEAR			ACTUAL THIS YEAR				ENCUMBRANCE	BUDGET	UNENCUMBERED BALANCE
	CURRENT MONTH	YEAR TO DATE	%	CURRENT MONTH	%	YEAR TO DATE	%			
REVENUES										
4007 CHARGES FOR SERVICES	26,454.55	26,454.55	15	9,165.72	5	26,353.30	15	0.00	180,000.00	153,646.70
4008 INVESTMENT EARNINGS	84.11	147.77	3	8.29	1	2,835.31	284	0.00	1,000.00	-1,835.31
TOTAL REVENUES	26,538.66	26,602.32	14	9,174.01	5	29,188.61	16	0.00	181,000.00	151,811.39
EXPENDITURES										
5001 SALARIES AND WAGES	1,140.76	3,122.08	12	1,119.96	4	3,162.24	12	0.00	27,128.00	23,965.76
5003 FRINGE BENEFITS	152.98	343.33	9	125.68	6	339.46	16	0.00	2,103.00	1,763.54
5010 COMMODITIES	2,361.00	65,093.56	372	7,060.71	41	7,060.71	41	0.00	17,422.00	10,361.29
5020 SERVICES	11,524.40	14,024.40	20	74,337.98	46	81,352.90	51	0.00	160,538.00	79,185.10
8000 CAPITAL OUTLAY	0.00	0.00	0	0.00	0	0.00	0	0.00	2,840.00	2,840.00
TOTAL EXPENDITURES	15,179.14	82,583.37	46	82,644.33	39	91,915.31	44	0.00	210,031.00	118,115.69
NET CHANGE IN FUND BALANCE	11,359.52	-55,981.05		-73,470.32		-62,726.70		0.00	-29,031.00	33,695.70



FUND DEPT 2615-036 : PUBLIC DEFENDER AUTOMATN - PUBLIC DEFENDER

4/10/2023 1:15:05 PM

PERIOD ENDING 3/31/2023

	ACTUAL LAST YEAR			ACTUAL THIS YEAR				ENCUMBRANCE	BUDGET	UNENCUMBERED BALANCE
	CURRENT MONTH	YEAR TO DATE	%	CURRENT MONTH	%	YEAR TO DATE	%			
REVENUES										
4007 CHARGES FOR SERVICES	74.00	74.00	11	617.00	95	617.00	95	0.00	650.00	33.00
TOTAL REVENUES	74.00	74.00	11	617.00	95	617.00	95	0.00	650.00	33.00
EXPENDITURES										
5010 COMMODITIES	0.00	0.00	0	0.00	0	0.00	0	0.00	650.00	650.00
TOTAL EXPENDITURES	0.00	0.00	0	0.00	0	0.00	0	0.00	650.00	650.00
NET CHANGE IN FUND BALANCE	74.00	74.00		617.00		617.00		0.00	0.00	-617.00




FUND DEPT 2617-030 : CHILD SUPPORT SERV FUND - CIRCUIT CLERK

4/10/2023 1:15:05 PM

PERIOD ENDING 3/31/2023

	ACTUAL LAST YEAR			ACTUAL THIS YEAR				ENCUMBRANCE	BUDGET	UNENCUMBERED BALANCE
	CURRENT MONTH	YEAR TO DATE	%	CURRENT MONTH	%	YEAR TO DATE	%			
REVENUES										
4007 CHARGES FOR SERVICES	286.00	430.00	2	324.00	3	324.00	3	0.00	10,000.00	9,676.00
4008 INVESTMENT EARNINGS	9.97	17.20	0	0.67	0	220.52	0	0.00	0.00	-220.52
TOTAL REVENUES	295.97	447.20	2	324.67	3	544.52	5	0.00	10,000.00	9,455.48
EXPENDITURES										
5020 SERVICES	0.00	2,500.00	19	0.00	0	2,500.00	25	0.00	10,000.00	7,500.00
TOTAL EXPENDITURES	0.00	2,500.00	14	0.00	0	2,500.00	25	0.00	10,000.00	7,500.00
OTHER FINANCING SOURCES (USES)										
TOTAL OTHER FINANCING SOURCES (USES)	0.00	0.00		0.00		0.00		0.00	0.00	0.00
NET CHANGE IN FUND BALANCE	295.97	-2,052.80		324.67		-1,955.48		0.00	0.00	1,955.48



FUND DEPT 2618-051 : PROBATION SERVICES FUND - JUVENILE DETENTION CENTER

4/10/2023 1:15:05 PM

PERIOD ENDING 3/31/2023

	ACTUAL LAST YEAR			ACTUAL THIS YEAR				ENCUMBRANCE	BUDGET	UNENCUMBERED BALANCE
	CURRENT MONTH	YEAR TO DATE	%	CURRENT MONTH	%	YEAR TO DATE	%			
REVENUES										
4007 CHARGES FOR SERVICES	2,172.00	4,297.00	10	5,155.93	15	5,155.93	15	0.00	35,000.00	29,844.07
TOTAL REVENUES	2,172.00	4,297.00	10	5,155.93	15	5,155.93	15	0.00	35,000.00	29,844.07
EXPENDITURES										
5020 SERVICES	-95.00	0.00	0	0.00	0	0.00	0	0.00	50,000.00	50,000.00
TOTAL EXPENDITURES	-95.00	0.00	0	0.00	0	0.00	0	0.00	50,000.00	50,000.00
OTHER FINANCING SOURCES (USES)										
TOTAL OTHER FINANCING SOURCES (USES)	0.00	0.00		0.00		0.00		0.00	0.00	0.00
NET CHANGE IN FUND BALANCE	2,267.00	4,297.00		5,155.93		5,155.93		0.00	-15,000.00	-20,155.93



FUND DEPT 2618-052 : PROBATION SERVICES FUND - COURT SERVICES -PROBATION

4/10/2023 1:15:05 PM

PERIOD ENDING 3/31/2023

	ACTUAL LAST YEAR			ACTUAL THIS YEAR				ENCUMBRANCE	BUDGET	UNENCUMBERED BALANCE
	CURRENT MONTH	YEAR TO DATE	%	CURRENT MONTH	%	YEAR TO DATE	%			
REVENUES										
4007 CHARGES FOR SERVICES	18,901.30	38,949.13	10	50,275.92	15	50,275.92	15	0.00	325,000.00	274,724.08
4008 INVESTMENT EARNINGS	345.19	592.58	79	30.13	1	9,712.54	216	0.00	4,500.00	-5,212.54
4009 MISCELLANEOUS REVENUES	0.00	0.00	0	25.00	5	75.00	15	0.00	500.00	425.00
TOTAL REVENUES	19,246.49	39,541.71	10	50,331.05	15	60,063.46	18	0.00	330,000.00	269,936.54
EXPENDITURES										
5010 COMMODITIES	6,914.01	7,649.91	9	4,754.46	6	4,765.05	6	0.00	84,250.00	79,484.95
5020 SERVICES	6,247.05	13,861.14	5	11,093.72	4	21,281.57	7	0.00	293,250.00	271,968.43
8000 CAPITAL OUTLAY	0.00	0.00	0	0.00	0	0.00	0	0.00	36,500.00	36,500.00
TOTAL EXPENDITURES	13,161.06	21,511.05	5	15,848.18	4	26,046.62	6	0.00	414,000.00	387,953.38
OTHER FINANCING SOURCES (USES)										
7001 OTHER FINANCING USES	0.00	0.00	0	0.00	0	0.00	0	0.00	-10,000.00	-10,000.00
TOTAL OTHER FINANCING SOURCES (USES)	0.00	0.00		0.00		0.00		0.00	-10,000.00	-10,000.00
NET CHANGE IN FUND BALANCE	6,085.43	18,030.66		34,482.87		34,016.84		0.00	-94,000.00	-128,016.84



FUND DEPT 2619-026 : TAX SALE AUTOMATION FUND - COUNTY TREASURER

4/10/2023 1:15:05 PM

PERIOD ENDING 3/31/2023

	ACTUAL LAST YEAR			ACTUAL THIS YEAR				ENCUMBRANCE	BUDGET	UNENCUMBERED BALANCE
	CURRENT MONTH	YEAR TO DATE	%	CURRENT MONTH	%	YEAR TO DATE	%			
REVENUES										
4007 CHARGES FOR SERVICES	3,511.50	3,511.50	18	1,304.00	8	1,817.60	11	0.00	17,200.00	15,382.40
4008 INVESTMENT EARNINGS	2.76	4.57	2	0.19	0	72.03	36	0.00	200.00	127.97
TOTAL REVENUES	3,514.26	3,516.07	17	1,304.19	7	1,889.63	11	0.00	17,400.00	15,510.37
EXPENDITURES										
5001 SALARIES AND WAGES	0.00	0.00	0	0.00	0	0.00	0	0.00	11,500.00	11,500.00
5003 FRINGE BENEFITS	0.00	0.00	0	0.00	0	0.00	0	0.00	1,157.00	1,157.00
5010 COMMODITIES	0.00	0.00	0	0.00	0	0.00	0	0.00	2,000.00	2,000.00
5020 SERVICES	0.00	0.00	0	205.00	8	205.00	8	0.00	2,500.00	2,295.00
TOTAL EXPENDITURES	0.00	0.00	0	205.00	1	205.00	1	0.00	17,157.00	16,952.00
NET CHANGE IN FUND BALANCE	3,514.26	3,516.07		1,099.19		1,684.63		0.00	243.00	-1,441.63



FUND DEPT 2621-041 : STS ATTY DRUG FORFEITURES - STATES ATTORNEY

4/10/2023 1:15:05 PM

PERIOD ENDING 3/31/2023

	ACTUAL LAST YEAR			ACTUAL THIS YEAR				ENCUMBRANCE	BUDGET	UNENCUMBERED BALANCE
	CURRENT MONTH	YEAR TO DATE	%	CURRENT MONTH	%	YEAR TO DATE	%			
REVENUES										
4005 FINES AND FORFEITURES	863.25	28,682.14	120	164.68	1	5,542.98	23	0.00	24,000.00	18,457.02
4008 INVESTMENT EARNINGS	25.93	43.84	0	1.49	2	496.41	662	0.00	75.00	-421.41
TOTAL REVENUES	889.18	28,725.98	120	166.17	1	6,039.39	25	0.00	24,075.00	18,035.61
EXPENDITURES										
5010 COMMODITIES	309.18	2,533.75	4	4,353.13	7	5,030.24	8	2,157.72	61,000.00	53,812.04
5020 SERVICES	0.00	0.00	0	3,881.30	8	4,861.80	11	0.00	46,175.00	41,313.20
TOTAL EXPENDITURES	309.18	2,533.75	2	8,234.43	8	9,892.04	9	2,157.72	107,175.00	95,125.24
OTHER FINANCING SOURCES (USES)										
TOTAL OTHER FINANCING SOURCES (USES)	0.00	0.00		0.00		0.00		0.00	0.00	0.00
NET CHANGE IN FUND BALANCE	580.00	26,192.23		-8,068.26		-3,852.65		-2,157.72	-83,100.00	-77,089.63



FUND DEPT 2627-026 : PROPERTY TAX INT FEE FUND - COUNTY TREASURER

4/10/2023 1:15:05 PM

PERIOD ENDING 3/31/2023

	ACTUAL LAST YEAR			ACTUAL THIS YEAR				ENCUMBRANCE	BUDGET	UNENCUMBERED BALANCE
	CURRENT MONTH	YEAR TO DATE	%	CURRENT MONTH	%	YEAR TO DATE	%			
REVENUES										
4007 CHARGES FOR SERVICES	0.00	0.00	0	240.00	0	240.00	0	0.00	55,000.00	54,760.00
4008 INVESTMENT EARNINGS	0.00	8.77	0	0.01	0	140.45	7	0.00	2,000.00	1,859.55
TOTAL REVENUES	0.00	8.77	0	240.01	0	380.45	1	0.00	57,000.00	56,619.55
OTHER FINANCING SOURCES (USES)										
7001 OTHER FINANCING USES	0.00	0.00	0	0.00	0	0.00	0	0.00	-57,000.00	-57,000.00
TOTAL OTHER FINANCING SOURCES (USES)	0.00	0.00		0.00		0.00		0.00	-57,000.00	-57,000.00
NET CHANGE IN FUND BALANCE	0.00	8.77		240.01		380.45		0.00	0.00	-380.45



FUND DEPT 2628-022 : ELECTN ASSIST/ACCESSIBLTY - COUNTY CLERK

4/10/2023 1:15:05 PM

PERIOD ENDING 3/31/2023

	ACTUAL LAST YEAR			ACTUAL THIS YEAR				ENCUMBRANCE	BUDGET	UNENCUMBERED BALANCE
	CURRENT MONTH	YEAR TO DATE	%	CURRENT MONTH	%	YEAR TO DATE	%			
REVENUES										
4004 INTERGOVERNMENTAL REVENUE	0.00	0.00	0	0.00	0	0.00	0	0.00	230,607.00	230,607.00
TOTAL REVENUES	0.00	0.00	0	0.00	0	0.00	0	0.00	230,607.00	230,607.00
EXPENDITURES										
5001 SALARIES AND WAGES	1,347.53	1,347.53	4	1,079.00	2	5,408.00	8	0.00	70,000.00	64,592.00
5003 FRINGE BENEFITS	103.08	103.08	4	97.39	1	344.36	5	0.00	7,035.00	6,690.64
5010 COMMODITIES	0.00	0.00	0	0.00	0	0.00	0	0.00	17,288.00	17,288.00
5020 SERVICES	5,044.35	5,576.55	4	1,711.59	1	101,825.73	75	14,749.85	136,284.00	19,708.42
TOTAL EXPENDITURES	6,494.96	7,027.16	3	2,887.98	1	107,578.09	47	14,749.85	230,607.00	108,279.06
OTHER FINANCING SOURCES (USES)										
TOTAL OTHER FINANCING SOURCES (USES)	0.00	0.00		0.00		0.00		0.00	0.00	0.00
NET CHANGE IN FUND BALANCE	-6,494.96	-7,027.16		-2,887.98		-107,578.09		-14,749.85	0.00	122,327.94



FUND DEPT 2629-010 : COUNTY HISTORICAL FUND - COUNTY BOARD

4/10/2023 1:15:05 PM

PERIOD ENDING 3/31/2023

	ACTUAL LAST YEAR			ACTUAL THIS YEAR				ENCUMBRANCE	BUDGET	UNENCUMBERED BALANCE
	CURRENT MONTH	YEAR TO DATE	%	CURRENT MONTH	%	YEAR TO DATE	%			
REVENUES										
4008 INVESTMENT EARNINGS	1.70	2.93	29	0.13	0	43.50	145	0.00	30.00	-13.50
TOTAL REVENUES	1.70	2.93	29	0.13	0	43.50	145	0.00	30.00	-13.50
EXPENDITURES										
5020 SERVICES	0.00	0.00	0	0.00	0	0.00	0	0.00	5,000.00	5,000.00
TOTAL EXPENDITURES	0.00	0.00	0	0.00	0	0.00	0	0.00	5,000.00	5,000.00
NET CHANGE IN FUND BALANCE	1.70	2.93		0.13		43.50		0.00	-4,970.00	-5,013.50



FUND DEPT 2630-030 : CIR CLK OPERATION & ADMIN - CIRCUIT CLERK

4/10/2023 1:15:05 PM

PERIOD ENDING 3/31/2023

	ACTUAL LAST YEAR			ACTUAL THIS YEAR				ENCUMBRANCE	BUDGET	UNENCUMBERED BALANCE
	CURRENT MONTH	YEAR TO DATE	%	CURRENT MONTH	%	YEAR TO DATE	%			
REVENUES										
4004 INTERGOVERNMENTAL REVENUE	0.00	0.00	0	0.00	0	0.00	0	0.00	4,301.00	4,301.00
4007 CHARGES FOR SERVICES	8,847.12	16,146.17	6	117,209.64	26	117,209.64	26	0.00	450,000.00	332,790.36
4008 INVESTMENT EARNINGS	11.48	21.95	0	8.66	0	2,576.31	0	0.00	0.00	-2,576.31
TOTAL REVENUES	8,858.60	16,168.12	6	117,218.30	26	119,785.95	26	0.00	454,301.00	334,515.05
EXPENDITURES										
5001 SALARIES AND WAGES	8,229.00	22,629.75	21	0.00	0	0.00	0	0.00	79,997.00	79,997.00
5003 FRINGE BENEFITS	1,918.72	4,090.25	16	0.00	0	0.00	0	0.00	21,125.00	21,125.00
5010 COMMODITIES	8,659.00	10,782.13	13	4,370.35	5	4,470.90	5	0.00	87,501.00	83,030.10
5020 SERVICES	0.00	366.96	0	7,816.25	5	9,928.75	6	0.00	169,482.00	159,553.25
TOTAL EXPENDITURES	18,806.72	37,869.09	13	12,186.60	3	14,399.65	4	0.00	358,105.00	343,705.35
OTHER FINANCING SOURCES (USES)										
TOTAL OTHER FINANCING SOURCES (USES)	0.00	0.00		0.00		0.00		0.00	0.00	0.00
NET CHANGE IN FUND BALANCE	-9,948.12	-21,700.97		105,031.70		105,386.30		0.00	96,196.00	-9,190.30



FUND DEPT 2632-030 : CIR CLK ELCTRNC CITATIONS - CIRCUIT CLERK

4/10/2023 1:15:05 PM

PERIOD ENDING 3/31/2023

	ACTUAL LAST YEAR			ACTUAL THIS YEAR				ENCUMBRANCE	BUDGET	UNENCUMBERED BALANCE
	CURRENT MONTH	YEAR TO DATE	%	CURRENT MONTH	%	YEAR TO DATE	%			
REVENUES										
4007 CHARGES FOR SERVICES	2,754.00	5,685.63	10	8,581.49	19	8,581.49	19	0.00	45,000.00	36,418.51
4008 INVESTMENT EARNINGS	42.71	73.12	0	4.17	0	1,330.41	0	0.00	0.00	-1,330.41
TOTAL REVENUES	2,796.71	5,758.75	10	8,585.66	19	9,911.90	22	0.00	45,000.00	35,088.10
EXPENDITURES										
5020 SERVICES	0.00	0.00	0	0.00	0	0.00	0	0.00	225,000.00	225,000.00
TOTAL EXPENDITURES	0.00	0.00	0	0.00	0	0.00	0	0.00	225,000.00	225,000.00
NET CHANGE IN FUND BALANCE	2,796.71	5,758.75		8,585.66		9,911.90		0.00	-180,000.00	-189,911.90



FUND DEPT 2633-041 : STS ATTY RECORDS AUTOMATN - STATES ATTORNEY

4/10/2023 1:15:05 PM

PERIOD ENDING 3/31/2023

	ACTUAL LAST YEAR			ACTUAL THIS YEAR				ENCUMBRANCE	BUDGET	UNENCUMBERED BALANCE
	CURRENT MONTH	YEAR TO DATE	%	CURRENT MONTH	%	YEAR TO DATE	%			
REVENUES										
4007 CHARGES FOR SERVICES	236.00	488.00	10	634.00	13	634.00	13	0.00	5,000.00	4,366.00
4008 INVESTMENT EARNINGS	1.57	2.67	9	0.12	1	37.53	250	0.00	15.00	-22.53
TOTAL REVENUES	237.57	490.67	10	634.12	13	671.53	13	0.00	5,015.00	4,343.47
EXPENDITURES										
5020 SERVICES	0.00	0.00	0	0.00	0	0.00	0	0.00	5,000.00	5,000.00
TOTAL EXPENDITURES	0.00	0.00	0	0.00	0	0.00	0	0.00	5,000.00	5,000.00
NET CHANGE IN FUND BALANCE	237.57	490.67		634.12		671.53		0.00	15.00	-656.53



FUND DEPT 2635-040 : CANNABIS REGULATION FUND - SHERIFF

4/10/2023 1:15:05 PM

PERIOD ENDING 3/31/2023

	ACTUAL LAST YEAR			ACTUAL THIS YEAR				ENCUMBRANCE	BUDGET	UNENCUMBERED BALANCE
	CURRENT MONTH	YEAR TO DATE	%	CURRENT MONTH	%	YEAR TO DATE	%			
REVENUES										
4004 INTERGOVERNMENTAL REVENUE	0.00	0.00	0	3,717.26	8	3,717.26	8	0.00	48,000.00	44,282.74
4008 INVESTMENT EARNINGS	8.38	14.39	0	1.56	2	497.83	498	0.00	100.00	-397.83
TOTAL REVENUES	8.38	14.39	0	3,718.82	8	4,215.09	9	0.00	48,100.00	43,884.91
EXPENDITURES										
5010 COMMODITIES	0.00	0.00	0	0.00	0	0.00	0	0.00	25,000.00	25,000.00
5020 SERVICES	0.00	0.00	0	0.00	0	0.00	0	0.00	23,000.00	23,000.00
TOTAL EXPENDITURES	0.00	0.00	0	0.00	0	0.00	0	0.00	48,000.00	48,000.00
NET CHANGE IN FUND BALANCE	8.38	14.39		3,718.82		4,215.09		0.00	100.00	-4,115.09



FUND DEPT 2638-042 : CORONER STATUTORY FEES - CORONER

4/10/2023 1:15:05 PM

PERIOD ENDING 3/31/2023

	ACTUAL LAST YEAR			ACTUAL THIS YEAR				ENCUMBRANCE	BUDGET	UNENCUMBERED BALANCE
	CURRENT MONTH	YEAR TO DATE	%	CURRENT MONTH	%	YEAR TO DATE	%			
REVENUES										
4007 CHARGES FOR SERVICES	7,088.83	15,859.66	26	125.00	0	6,610.00	10	0.00	66,000.00	59,390.00
TOTAL REVENUES	7,088.83	15,859.66	26	125.00	0	6,610.00	10	0.00	66,000.00	59,390.00
EXPENDITURES										
5010 COMMODITIES	1,220.63	2,072.32	10	1,806.77	7	5,196.95	19	0.00	27,630.00	22,433.05
5020 SERVICES	1,394.07	3,881.90	26	856.74	6	3,247.81	24	0.00	13,650.00	10,402.19
8000 CAPITAL OUTLAY	0.00	0.00	0	0.00	0	0.00	0	0.00	45,000.00	45,000.00
TOTAL EXPENDITURES	2,614.70	5,954.22	16	2,663.51	3	8,444.76	10	0.00	86,280.00	77,835.24
NET CHANGE IN FUND BALANCE	4,474.13	9,905.44		-2,538.51		-1,834.76		0.00	-20,280.00	-18,445.24



FUND DEPT 2638-140 : CORONER STATUTORY FEES - CORRECTIONAL CENTER

4/10/2023 1:15:05 PM

PERIOD ENDING 3/31/2023

	ACTUAL LAST YEAR			ACTUAL THIS YEAR				ENCUMBRANCE	BUDGET	UNENCUMBERED BALANCE
	CURRENT MONTH	YEAR TO DATE	%	CURRENT MONTH	%	YEAR TO DATE	%			
EXPENDITURES										
TOTAL EXPENDITURES	0.00	0.00	0	0.00	0	0.00	0	0.00	0.00	0.00
NET CHANGE IN FUND BALANCE	0.00	0.00		0.00		0.00		0.00	0.00	0.00



FUND DEPT 2658-140 : JAIL COMMISSARY - CORRECTIONAL CENTER

4/10/2023 1:15:05 PM

PERIOD ENDING 3/31/2023

	ACTUAL LAST YEAR			ACTUAL THIS YEAR				ENCUMBRANCE	BUDGET	UNENCUMBERED BALANCE
	CURRENT MONTH	YEAR TO DATE	%	CURRENT MONTH	%	YEAR TO DATE	%			
REVENUES										
4008 INVESTMENT EARNINGS	99.60	174.96	17	9.62	1	3,090.02	238	0.00	1,300.00	-1,790.02
4009 MISCELLANEOUS REVENUES	0.00	0.00	0	7,854.64	7	13,820.25	13	0.00	110,000.00	96,179.75
TOTAL REVENUES	99.60	174.96	0	7,864.26	7	16,910.27	15	0.00	111,300.00	94,389.73
EXPENDITURES										
5010 COMMODITIES	0.00	0.00	0	388.99	3	1,438.92	12	0.00	12,000.00	10,561.08
5020 SERVICES	761.20	1,415.00	1	32.68	0	253.56	1	0.00	35,660.00	35,406.44
8000 CAPITAL OUTLAY	0.00	0.00	0	0.00	0	0.00	0	0.00	45,000.00	45,000.00
TOTAL EXPENDITURES	761.20	1,415.00	0	421.67	0	1,692.48	2	0.00	92,660.00	90,967.52
NET CHANGE IN FUND BALANCE	-661.60	-1,240.04		7,442.59		15,217.79		0.00	18,640.00	3,422.21



FUND DEPT 2659-140 : COUNTY JAIL MEDICAL COSTS - CORRECTIONAL CENTER

4/10/2023 1:15:05 PM

PERIOD ENDING 3/31/2023

	ACTUAL LAST YEAR			ACTUAL THIS YEAR				ENCUMBRANCE	BUDGET	UNENCUMBERED BALANCE
	CURRENT MONTH	YEAR TO DATE	%	CURRENT MONTH	%	YEAR TO DATE	%			
REVENUES										
4007 CHARGES FOR SERVICES	337.00	816.00	3	927.50	5	927.50	5	0.00	20,000.00	19,072.50
4008 INVESTMENT EARNINGS	0.64	2.70	3	0.06	1	35.61	356	0.00	10.00	-25.61
TOTAL REVENUES	337.64	818.70	3	927.56	5	963.11	5	0.00	20,010.00	19,046.89
OTHER FINANCING SOURCES (USES)										
7001 OTHER FINANCING USES	0.00	0.00	0	0.00	0	0.00	0	0.00	-20,010.00	-20,010.00
TOTAL OTHER FINANCING SOURCES (USES)	0.00	0.00		0.00		0.00		0.00	-20,010.00	-20,010.00
NET CHANGE IN FUND BALANCE	337.64	818.70		927.56		963.11		0.00	0.00	-963.11



FUND DEPT 2670-022 : COUNTY CLK AUTOMATION FND - COUNTY CLERK

4/10/2023 1:15:05 PM

PERIOD ENDING 3/31/2023

	ACTUAL LAST YEAR			ACTUAL THIS YEAR				ENCUMBRANCE	BUDGET	UNENCUMBERED BALANCE
	CURRENT MONTH	YEAR TO DATE	%	CURRENT MONTH	%	YEAR TO DATE	%			
REVENUES										
4007 CHARGES FOR SERVICES	1,382.00	2,658.00	11	1,610.00	6	3,206.00	13	0.00	25,000.00	21,794.00
4008 INVESTMENT EARNINGS	5.41	9.57	5	0.51	0	192.33	96	0.00	200.00	7.67
4009 MISCELLANEOUS REVENUES	538.00	7,920.85	198	0.00	0	0.00	0	0.00	12,500.00	12,500.00
TOTAL REVENUES	1,925.41	10,588.42	36	1,610.51	4	3,398.33	9	0.00	37,700.00	34,301.67
EXPENDITURES										
5010 COMMODITIES	6,837.35	7,389.25	58	0.00	0	0.00	0	0.00	13,500.00	13,500.00
5020 SERVICES	9,264.68	9,264.68	56	0.00	0	9,264.68	55	0.00	16,700.00	7,435.32
TOTAL EXPENDITURES	16,102.03	16,653.93	57	0.00	0	9,264.68	31	0.00	30,200.00	20,935.32
NET CHANGE IN FUND BALANCE	-14,176.62	-6,065.51		1,610.51		-5,866.35		0.00	7,500.00	13,366.35



FUND DEPT 2671-030 : COURT DOCUMENT STORAGE FD - CIRCUIT CLERK

4/10/2023 1:15:05 PM

PERIOD ENDING 3/31/2023

	ACTUAL LAST YEAR			ACTUAL THIS YEAR				ENCUMBRANCE	BUDGET	UNENCUMBERED BALANCE
	CURRENT MONTH	YEAR TO DATE	%	CURRENT MONTH	%	YEAR TO DATE	%			
REVENUES										
4004 INTERGOVERNMENTAL REVENUE	0.00	0.00	0	0.00	0	0.00	0	0.00	79,981.60	79,981.60
4007 CHARGES FOR SERVICES	14,955.23	29,812.59	13	35,768.51	18	35,768.51	18	0.00	200,000.00	164,231.49
4008 INVESTMENT EARNINGS	5.40	10.86	0	1.62	0	539.32	0	0.00	0.00	-539.32
TOTAL REVENUES	14,960.63	29,823.45	13	35,770.13	13	36,307.83	13	0.00	279,981.60	243,673.77
EXPENDITURES										
5001 SALARIES AND WAGES	6,508.59	17,898.63	21	5,240.46	6	13,700.79	16	0.00	87,544.00	73,843.21
5003 FRINGE BENEFITS	1,702.48	3,587.58	10	586.29	2	1,478.03	4	0.00	34,358.00	32,879.97
5010 COMMODITIES	0.00	11,055.36	27	139.93	0	14,552.23	30	13,741.80	48,485.60	20,191.57
5020 SERVICES	450.00	675.00	1	570.00	1	7,720.00	13	0.00	57,647.00	49,927.00
8000 CAPITAL OUTLAY	0.00	0.00	0	0.00	0	0.00	0	0.00	75,640.00	75,640.00
TOTAL EXPENDITURES	8,661.07	33,216.57	15	6,536.68	2	37,451.05	12	13,741.80	303,674.60	252,481.75
OTHER FINANCING SOURCES (USES)										
TOTAL OTHER FINANCING SOURCES (USES)	0.00	0.00		0.00		0.00		0.00	0.00	0.00
NET CHANGE IN FUND BALANCE	6,299.56	-3,393.12		29,233.45		-1,143.22		-13,741.80	-23,693.00	-8,807.98



FUND DEPT 2675-041 : VICTIM ADVOCACY GRT-ICJIA - STATES ATTORNEY

4/10/2023 1:15:05 PM

PERIOD ENDING 3/31/2023

	ACTUAL LAST YEAR			ACTUAL THIS YEAR				ENCUMBRANCE	BUDGET	UNENCUMBERED BALANCE
	CURRENT MONTH	YEAR TO DATE	%	CURRENT MONTH	%	YEAR TO DATE	%			
REVENUES										
TOTAL REVENUES	0.00	0.00	0	0.00	0	0.00	0	0.00	0.00	0.00
EXPENDITURES										
TOTAL EXPENDITURES	0.00	0.00	0	0.00	0	0.00	0	0.00	0.00	0.00
OTHER FINANCING SOURCES (USES)										
TOTAL OTHER FINANCING SOURCES (USES)	0.00	0.00		0.00		0.00		0.00	0.00	0.00
NET CHANGE IN FUND BALANCE	0.00	0.00		0.00		0.00		0.00	0.00	0.00



FUND DEPT 2676-011 : SOLID WASTE MANAGEMENT - SOLID WASTE MGMT

4/10/2023 1:15:05 PM

PERIOD ENDING 3/31/2023

	ACTUAL LAST YEAR			ACTUAL THIS YEAR				ENCUMBRANCE	BUDGET	UNENCUMBERED BALANCE
	CURRENT MONTH	YEAR TO DATE	%	CURRENT MONTH	%	YEAR TO DATE	%			
REVENUES										
4004 INTERGOVERNMENTAL REVENUE	530.00	530.00	2	0.00	0	0.00	0	0.00	30,200.00	30,200.00
4006 LICENSES AND PERMITS	140.00	2,485.00	57	0.00	0	0.00	0	0.00	4,375.00	4,375.00
4008 INVESTMENT EARNINGS	3.02	5.11	20	0.26	0	83.60	0	0.00	0.00	-83.60
TOTAL REVENUES	673.02	3,020.11	9	0.26	0	83.60	0	0.00	34,575.00	34,491.40
EXPENDITURES										
5010 COMMODITIES	0.00	417.98	52	0.00	0	0.00	0	0.00	839.00	839.00
5020 SERVICES	1,000.00	2,475.00	6	0.00	0	0.00	0	0.00	39,000.00	39,000.00
TOTAL EXPENDITURES	1,000.00	2,892.98	7	0.00	0	0.00	0	0.00	39,839.00	39,839.00
NET CHANGE IN FUND BALANCE	-326.98	127.13		0.26		83.60		0.00	-5,264.00	-5,347.60



FUND DEPT 2679-179 : CHILD ADVOCACY CENTER - CHILD ADVOCACY CENTER

4/10/2023 1:15:05 PM

PERIOD ENDING 3/31/2023

	ACTUAL LAST YEAR			ACTUAL THIS YEAR				ENCUMBRANCE	BUDGET	UNENCUMBERED BALANCE
	CURRENT MONTH	YEAR TO DATE	%	CURRENT MONTH	%	YEAR TO DATE	%			
REVENUES										
4004 INTERGOVERNMENTAL REVENUE	12,352.60	43,594.14	13	56,018.24	17	65,472.24	19	0.00	336,575.00	271,102.76
4008 INVESTMENT EARNINGS	0.00	0.47	0	0.00	0	0.00	0	0.00	20.00	20.00
4009 MISCELLANEOUS REVENUES	441.30	1,841.30	28	449.87	6	5,998.99	83	0.00	7,223.00	1,224.01
TOTAL REVENUES	12,793.90	45,435.91	14	56,468.11	16	71,471.23	21	0.00	343,818.00	272,346.77
EXPENDITURES										
5001 SALARIES AND WAGES	22,790.00	44,577.50	27	13,173.41	8	36,226.86	21	0.00	171,255.00	135,028.14
5003 FRINGE BENEFITS	5,501.76	10,022.82	18	4,168.86	8	11,983.77	23	0.00	51,972.00	39,988.23
5010 COMMODITIES	2,081.58	2,304.27	33	825.87	13	957.44	16	0.00	6,139.76	5,182.32
5020 SERVICES	8,789.24	17,146.85	17	11,906.38	11	28,830.46	26	0.00	111,411.24	82,580.78
TOTAL EXPENDITURES	39,162.58	74,051.44	22	30,074.52	9	77,998.53	23	0.00	340,778.00	262,779.47
NET CHANGE IN FUND BALANCE	-26,368.68	-28,615.53		26,393.59		-6,527.30		0.00	3,040.00	9,567.30



FUND DEPT 2685-031 : SPECIALTY COURTS FUND - CIRCUIT COURT

4/10/2023 1:15:05 PM

PERIOD ENDING 3/31/2023

	ACTUAL LAST YEAR			ACTUAL THIS YEAR				ENCUMBRANCE	BUDGET	UNENCUMBERED BALANCE
	CURRENT MONTH	YEAR TO DATE	%	CURRENT MONTH	%	YEAR TO DATE	%			
REVENUES										
4004 INTERGOVERNMENTAL REVENUE	0.00	0.00	0	3,739.05	8	6,447.25	13	0.00	49,351.00	42,903.75
4007 CHARGES FOR SERVICES	975.00	1,952.00	7	2,039.50	7	2,039.50	7	0.00	27,600.00	25,560.50
4008 INVESTMENT EARNINGS	23.85	41.19	41	1.93	2	637.65	638	0.00	100.00	-537.65
TOTAL REVENUES	998.85	1,993.19	3	5,780.48	8	9,124.40	12	0.00	77,051.00	67,926.60
EXPENDITURES										
5001 SALARIES AND WAGES	1,821.56	3,759.25	8	3,780.00	7	10,395.00	19	0.00	54,689.00	44,294.00
5003 FRINGE BENEFITS	201.42	371.90	2	422.24	2	1,115.45	6	0.00	18,395.00	17,279.55
5010 COMMODITIES	0.00	0.00	0	0.00	0	0.00	0	0.00	1,500.00	1,500.00
5020 SERVICES	0.00	144.96	1	876.42	8	1,582.82	14	0.00	11,100.00	9,517.18
TOTAL EXPENDITURES	2,022.98	4,276.11	5	5,078.66	6	13,093.27	15	0.00	85,684.00	72,590.73
OTHER FINANCING SOURCES (USES)										
TOTAL OTHER FINANCING SOURCES (USES)	0.00	0.00		0.00		0.00		0.00	0.00	0.00
NET CHANGE IN FUND BALANCE	-1,024.13	-2,282.92		701.82		-3,968.87		0.00	-8,633.00	-4,664.13



FUND DEPT 2685-140 : SPECIALTY COURTS FUND - CORRECTIONAL CENTER

4/10/2023 1:15:05 PM

PERIOD ENDING 3/31/2023

	ACTUAL LAST YEAR			ACTUAL THIS YEAR				ENCUMBRANCE	BUDGET	UNENCUMBERED BALANCE
	CURRENT MONTH	YEAR TO DATE	%	CURRENT MONTH	%	YEAR TO DATE	%			
REVENUES										
TOTAL REVENUES	0.00	0.00	0	0.00	0	0.00	0	0.00	0.00	0.00
NET CHANGE IN FUND BALANCE	0.00	0.00		0.00		0.00		0.00	0.00	0.00



FUND DEPT 2840-016 : ARPA - ADMINISTRATIVE SERVICES

4/10/2023 1:15:05 PM

PERIOD ENDING 3/31/2023

	ACTUAL LAST YEAR			ACTUAL THIS YEAR				ENCUMBRANCE	BUDGET	UNENCUMBERED BALANCE
	CURRENT MONTH	YEAR TO DATE	%	CURRENT MONTH	%	YEAR TO DATE	%			
REVENUES										
4008 INVESTMENT EARNINGS	1,586.33	4,691.46	4	2,865.94	2	6,880.39	6	0.00	120,000.00	113,119.61
TOTAL REVENUES	1,586.33	4,691.46	0	2,865.94	2	6,880.39	6	0.00	120,000.00	113,119.61
EXPENDITURES										
5001 SALARIES AND WAGES	2,391.75	6,329.75	29	0.00	0	0.00	0	0.00	0.00	0.00
5003 FRINGE BENEFITS	192.99	637.50	29	0.00	0	0.00	0	0.00	0.00	0.00
TOTAL EXPENDITURES	2,584.74	6,967.25	0	0.00	0	0.00	0	0.00	0.00	0.00
OTHER FINANCING SOURCES (USES)										
7001 OTHER FINANCING USES	-10,472.00	-10,472.00	1	-7,662.44	0	-13,184.09	0	0.00	-6,456,917.00	-6,443,732.91
TOTAL OTHER FINANCING SOURCES (USES)	-10,472.00	-10,472.00		-7,662.44		-13,184.09		0.00	-6,456,917.00	-6,443,732.91
NET CHANGE IN FUND BALANCE	-11,470.41	-12,747.79		-4,796.50		-6,303.70		0.00	-6,336,917.00	-6,330,613.30



FUND DEPT 2840-043 : ARPA - EMERGENCY MGMT AGCY (EMA)

4/10/2023 1:15:05 PM

PERIOD ENDING 3/31/2023

	ACTUAL LAST YEAR			ACTUAL THIS YEAR				ENCUMBRANCE	BUDGET	UNENCUMBERED BALANCE
	CURRENT MONTH	YEAR TO DATE	%	CURRENT MONTH	%	YEAR TO DATE	%			
REVENUES										
TOTAL REVENUES	<i>0.00</i>	<i>0.00</i>	<i>0</i>	<i>0.00</i>	<i>0</i>	<i>0.00</i>	<i>0</i>	<i>0.00</i>	<i>0.00</i>	<i>0.00</i>
EXPENDITURES										
TOTAL EXPENDITURES	<i>0.00</i>	<i>0.00</i>	<i>0</i>	<i>0.00</i>	<i>0</i>	<i>0.00</i>	<i>0</i>	<i>0.00</i>	<i>0.00</i>	<i>0.00</i>
NET CHANGE IN FUND BALANCE	<i>0.00</i>	<i>0.00</i>		<i>0.00</i>		<i>0.00</i>		<i>0.00</i>	<i>0.00</i>	<i>0.00</i>



FUND DEPT 2840-075 : ARPA - GENERAL COUNTY

4/10/2023 1:15:05 PM

PERIOD ENDING 3/31/2023

	ACTUAL LAST YEAR			ACTUAL THIS YEAR				ENCUMBRANCE	BUDGET	UNENCUMBERED BALANCE
	CURRENT MONTH	YEAR TO DATE	%	CURRENT MONTH	%	YEAR TO DATE	%			
EXPENDITURES										
5001 SALARIES AND WAGES	0.00	593,388.00	100	0.00	0	0.00	0	0.00	0.00	0.00
5003 FRINGE BENEFITS	222.60	32,309.30	21	0.00	0	0.00	0	0.00	0.00	0.00
5010 COMMODITIES	22,455.00	22,455.00	17	0.00	0	190.91	99	0.00	192.00	1.09
5020 SERVICES	287,464.06	317,464.06	8	369,549.25	5	430,534.75	6	13,494.00	7,376,185.00	6,932,156.25
8000 CAPITAL OUTLAY	248,959.87	415,210.50	5	0.00	0	507,531.00	6	507,531.00	8,293,688.00	7,278,626.00
TOTAL EXPENDITURES	559,101.53	1,380,826.86	11	369,549.25	2	938,256.66	6	521,025.00	15,670,065.00	14,210,783.34
NET CHANGE IN FUND BALANCE	-559,101.53	-1,380,826.86		-369,549.25		-938,256.66		-521,025.00	-15,670,065.00	-14,210,783.34



FUND DEPT 3105-010 : CAPITAL ASSET REPLCMT FND - COUNTY BOARD

4/10/2023 1:15:05 PM

PERIOD ENDING 3/31/2023

	ACTUAL LAST YEAR			ACTUAL THIS YEAR				ENCUMBRANCE	BUDGET	UNENCUMBERED BALANCE
	CURRENT MONTH	YEAR TO DATE	%	CURRENT MONTH	%	YEAR TO DATE	%			
REVENUES										
4008 INVESTMENT EARNINGS	1,895.17	3,277.82	82	158.23	1	84,947.81	283	0.00	30,000.00	-54,947.81
TOTAL REVENUES	1,895.17	3,277.82	82	158.23	1	84,947.81	283	0.00	30,000.00	-54,947.81
EXPENDITURES										
5010 COMMODITIES	0.00	0.00	0	0.00	0	0.00	0	0.00	2,000.00	2,000.00
5020 SERVICES	0.00	209,192.32	6	44,842.00	3	83,434.00	6	0.00	1,308,000.00	1,224,566.00
TOTAL EXPENDITURES	0.00	209,192.32	6	44,842.00	3	83,434.00	6	0.00	1,310,000.00	1,226,566.00
OTHER FINANCING SOURCES (USES)										
6001 OTHER FINANCING SOURCES	0.00	0.00	0	0.00	0	0.00	0	0.00	200,000.00	200,000.00
TOTAL OTHER FINANCING SOURCES (USES)	0.00	0.00		0.00		0.00		0.00	200,000.00	200,000.00
NET CHANGE IN FUND BALANCE	1,895.17	-205,914.50		-44,683.77		1,513.81		0.00	-1,080,000.00	-1,081,513.81



FUND DEPT 3105-016 : CAPITAL ASSET REPLCMT FND - ADMINISTRATIVE SERVICES

4/10/2023 1:15:05 PM

PERIOD ENDING 3/31/2023

	ACTUAL LAST YEAR			ACTUAL THIS YEAR				ENCUMBRANCE	BUDGET	UNENCUMBERED BALANCE
	CURRENT MONTH	YEAR TO DATE	%	CURRENT MONTH	%	YEAR TO DATE	%			
REVENUES										
TOTAL REVENUES	0.00	0.00	0	0.00	0	0.00	0	0.00	0.00	0.00
EXPENDITURES										
5010 COMMODITIES	0.00	0.00	0	0.00	0	0.00	0	0.00	10,057.00	10,057.00
5020 SERVICES	0.00	0.00	0	0.00	0	0.00	0	0.00	35,000.00	35,000.00
8000 CAPITAL OUTLAY	0.00	0.00	0	0.00	0	0.00	0	0.00	19,909.00	19,909.00
TOTAL EXPENDITURES	0.00	0.00	0	0.00	0	0.00	0	0.00	64,966.00	64,966.00
OTHER FINANCING SOURCES (USES)										
6001 OTHER FINANCING SOURCES	0.00	0.00	0	0.00	0	0.00	0	0.00	35,384.00	35,384.00
TOTAL OTHER FINANCING SOURCES (USES)	0.00	0.00		0.00		0.00		0.00	35,384.00	35,384.00
NET CHANGE IN FUND BALANCE	0.00	0.00		0.00		0.00		0.00	-29,582.00	-29,582.00



FUND DEPT 3105-020 : CAPITAL ASSET REPLCMT FND - AUDITOR

4/10/2023 1:15:05 PM

PERIOD ENDING 3/31/2023

	ACTUAL LAST YEAR			ACTUAL THIS YEAR				ENCUMBRANCE	BUDGET	UNENCUMBERED BALANCE
	CURRENT MONTH	YEAR TO DATE	%	CURRENT MONTH	%	YEAR TO DATE	%			
EXPENDITURES										
5010 COMMODITIES	0.00	0.00	0	0.00	0	0.00	0	0.00	4,950.00	4,950.00
TOTAL EXPENDITURES	0.00	0.00	0	0.00	0	0.00	0	0.00	4,950.00	4,950.00
OTHER FINANCING SOURCES (USES)										
6001 OTHER FINANCING SOURCES	0.00	0.00	0	0.00	0	0.00	0	0.00	1,257.00	1,257.00
TOTAL OTHER FINANCING SOURCES (USES)	0.00	0.00		0.00		0.00		0.00	1,257.00	1,257.00
NET CHANGE IN FUND BALANCE	0.00	0.00		0.00		0.00		0.00	-3,693.00	-3,693.00



FUND DEPT 3105-021 : CAPITAL ASSET REPLCMT FND - BOARD OF REVIEW

4/10/2023 1:15:05 PM

PERIOD ENDING 3/31/2023

	ACTUAL LAST YEAR			ACTUAL THIS YEAR				ENCUMBRANCE	BUDGET	UNENCUMBERED BALANCE
	CURRENT MONTH	YEAR TO DATE	%	CURRENT MONTH	%	YEAR TO DATE	%			
EXPENDITURES										
TOTAL EXPENDITURES	0.00	0.00	0	0.00	0	0.00	0	0.00	0.00	0.00
OTHER FINANCING SOURCES (USES)										
TOTAL OTHER FINANCING SOURCES (USES)	0.00	0.00		0.00		0.00		0.00	0.00	0.00
NET CHANGE IN FUND BALANCE	0.00	0.00		0.00		0.00		0.00	0.00	0.00



FUND DEPT 3105-022 : CAPITAL ASSET REPLCMT FND - COUNTY CLERK

4/10/2023 1:15:05 PM

PERIOD ENDING 3/31/2023

	ACTUAL LAST YEAR			ACTUAL THIS YEAR				ENCUMBRANCE	BUDGET	UNENCUMBERED BALANCE
	CURRENT MONTH	YEAR TO DATE	%	CURRENT MONTH	%	YEAR TO DATE	%			
EXPENDITURES										
<i>TOTAL EXPENDITURES</i>	<i>0.00</i>	<i>0.00</i>	<i>0</i>	<i>0.00</i>	<i>0</i>	<i>0.00</i>	<i>0</i>	<i>0.00</i>	<i>0.00</i>	<i>0.00</i>
OTHER FINANCING SOURCES (USES)										
<i>TOTAL OTHER FINANCING SOURCES (USES)</i>	<i>0.00</i>	<i>0.00</i>		<i>0.00</i>		<i>0.00</i>		<i>0.00</i>	<i>0.00</i>	<i>0.00</i>
NET CHANGE IN FUND BALANCE	0.00	0.00		0.00		0.00		0.00	0.00	0.00



FUND DEPT 3105-025 : CAPITAL ASSET REPLCMT FND - SUPERVISOR OF ASSESSMENT

4/10/2023 1:15:05 PM

PERIOD ENDING 3/31/2023

	ACTUAL LAST YEAR			ACTUAL THIS YEAR				ENCUMBRANCE	BUDGET	UNENCUMBERED BALANCE
	CURRENT MONTH	YEAR TO DATE	%	CURRENT MONTH	%	YEAR TO DATE	%			
EXPENDITURES										
5010 COMMODITIES	0.00	0.00	0	0.00	0	0.00	0	0.00	7,869.00	7,869.00
5020 SERVICES	0.00	3,707.34	93	0.00	0	5,852.21	98	0.00	6,000.00	147.79
TOTAL EXPENDITURES	0.00	3,707.34	33	0.00	0	5,852.21	42	0.00	13,869.00	8,016.79
OTHER FINANCING SOURCES (USES)										
6001 OTHER FINANCING SOURCES	0.00	0.00	0	0.00	0	0.00	0	0.00	8,975.00	8,975.00
TOTAL OTHER FINANCING SOURCES (USES)	0.00	0.00		0.00		0.00		0.00	8,975.00	8,975.00
NET CHANGE IN FUND BALANCE	0.00	-3,707.34		0.00		-5,852.21		0.00	-4,894.00	958.21




FUND DEPT 3105-026 : CAPITAL ASSET REPLCMT FND - COUNTY TREASURER

4/10/2023 1:15:05 PM

PERIOD ENDING 3/31/2023

	ACTUAL LAST YEAR			ACTUAL THIS YEAR				ENCUMBRANCE	BUDGET	UNENCUMBERED BALANCE
	CURRENT MONTH	YEAR TO DATE	%	CURRENT MONTH	%	YEAR TO DATE	%			
EXPENDITURES										
5010 COMMODITIES	0.00	0.00	0	0.00	0	0.00	0	0.00	11,900.00	11,900.00
TOTAL EXPENDITURES	0.00	0.00	0	0.00	0	0.00	0	0.00	11,900.00	11,900.00
OTHER FINANCING SOURCES (USES)										
TOTAL OTHER FINANCING SOURCES (USES)	0.00	0.00		0.00		0.00		0.00	0.00	0.00
NET CHANGE IN FUND BALANCE	0.00	0.00		0.00		0.00		0.00	-11,900.00	-11,900.00



FUND DEPT 3105-028 : CAPITAL ASSET REPLCMT FND - INFORMATION TECHNOLOGY (IT)

4/10/2023 1:15:05 PM

PERIOD ENDING 3/31/2023

	ACTUAL LAST YEAR			ACTUAL THIS YEAR				ENCUMBRANCE	BUDGET	UNENCUMBERED BALANCE
	CURRENT MONTH	YEAR TO DATE	%	CURRENT MONTH	%	YEAR TO DATE	%			
REVENUES										
4009 MISCELLANEOUS REVENUES	0.00	0.00	0	0.00	0	35,205.31	0	0.00	0.00	-35,205.31
TOTAL REVENUES	0.00	0.00	0	0.00	0	35,205.31	0	0.00	0.00	-35,205.31
EXPENDITURES										
5010 COMMODITIES	0.00	19,237.78	68	0.00	0	0.00	0	0.00	19,210.00	19,210.00
5020 SERVICES	187,559.98	389,396.16	39	11,323.60	1	347,339.70	41	82,222.03	851,469.00	421,907.27
8000 CAPITAL OUTLAY	0.00	20,420.00	3	0.00	0	0.00	0	0.00	880,000.00	880,000.00
TOTAL EXPENDITURES	187,559.98	429,053.94	26	11,323.60	1	347,339.70	20	82,222.03	1,750,679.00	1,321,117.27
OTHER FINANCING SOURCES (USES)										
6001 OTHER FINANCING SOURCES	0.00	0.00	0	0.00	0	0.00	0	0.00	726,067.00	726,067.00
TOTAL OTHER FINANCING SOURCES (USES)	0.00	0.00		0.00		0.00		0.00	726,067.00	726,067.00
NET CHANGE IN FUND BALANCE	-187,559.98	-429,053.94		-11,323.60		-312,134.39		-82,222.03	-1,024,612.00	-630,255.58



FUND DEPT 3105-036 : CAPITAL ASSET REPLCMT FND - PUBLIC DEFENDER

4/10/2023 1:15:05 PM

PERIOD ENDING 3/31/2023

	ACTUAL LAST YEAR			ACTUAL THIS YEAR				ENCUMBRANCE	BUDGET	UNENCUMBERED BALANCE
	CURRENT MONTH	YEAR TO DATE	%	CURRENT MONTH	%	YEAR TO DATE	%			
EXPENDITURES										
5010 COMMODITIES	0.00	101.78	1	0.00	0	0.00	0	0.00	7,450.00	7,450.00
TOTAL EXPENDITURES	0.00	101.78	1	0.00	0	0.00	0	0.00	7,450.00	7,450.00
OTHER FINANCING SOURCES (USES)										
TOTAL OTHER FINANCING SOURCES (USES)	0.00	0.00		0.00		0.00		0.00	0.00	0.00
NET CHANGE IN FUND BALANCE	0.00	-101.78		0.00		0.00		0.00	-7,450.00	-7,450.00



FUND DEPT 3105-040 : CAPITAL ASSET REPLCMT FND - SHERIFF

4/10/2023 1:15:05 PM

PERIOD ENDING 3/31/2023

	ACTUAL LAST YEAR			ACTUAL THIS YEAR				ENCUMBRANCE	BUDGET	UNENCUMBERED BALANCE
	CURRENT MONTH	YEAR TO DATE	%	CURRENT MONTH	%	YEAR TO DATE	%			
EXPENDITURES										
5010 COMMODITIES	0.00	0.00	0	0.00	0	0.00	0	0.00	28,965.00	28,965.00
5020 SERVICES	0.00	8,520.00	34	0.00	0	8,520.00	25	0.00	34,080.00	25,560.00
TOTAL EXPENDITURES	0.00	8,520.00	3	0.00	0	8,520.00	14	0.00	63,045.00	54,525.00
OTHER FINANCING SOURCES (USES)										
6001 OTHER FINANCING SOURCES	0.00	0.00	0	0.00	0	0.00	0	0.00	48,367.00	48,367.00
TOTAL OTHER FINANCING SOURCES (USES)	0.00	0.00		0.00		0.00		0.00	48,367.00	48,367.00
NET CHANGE IN FUND BALANCE	0.00	-8,520.00		0.00		-8,520.00		0.00	-14,678.00	-6,158.00



FUND DEPT 3105-041 : CAPITAL ASSET REPLCMT FND - STATES ATTORNEY

4/10/2023 1:15:05 PM

PERIOD ENDING 3/31/2023

	ACTUAL LAST YEAR			ACTUAL THIS YEAR				ENCUMBRANCE	BUDGET	UNENCUMBERED BALANCE
	CURRENT MONTH	YEAR TO DATE	%	CURRENT MONTH	%	YEAR TO DATE	%			
EXPENDITURES										
5010 COMMODITIES	0.00	493.00	1	0.00	0	0.00	0	0.00	4,850.00	4,850.00
TOTAL EXPENDITURES	0.00	493.00	1	0.00	0	0.00	0	0.00	4,850.00	4,850.00
OTHER FINANCING SOURCES (USES)										
6001 OTHER FINANCING SOURCES	0.00	0.00	0	0.00	0	0.00	0	0.00	81,422.00	81,422.00
TOTAL OTHER FINANCING SOURCES (USES)	0.00	0.00		0.00		0.00		0.00	81,422.00	81,422.00
NET CHANGE IN FUND BALANCE	0.00	-493.00		0.00		0.00		0.00	76,572.00	76,572.00




FUND DEPT 3105-042 : CAPITAL ASSET REPLCMT FND - CORONER

4/10/2023 1:15:05 PM

PERIOD ENDING 3/31/2023

	ACTUAL LAST YEAR			ACTUAL THIS YEAR				ENCUMBRANCE	BUDGET	UNENCUMBERED BALANCE
	CURRENT MONTH	YEAR TO DATE	%	CURRENT MONTH	%	YEAR TO DATE	%			
EXPENDITURES										
5010 COMMODITIES	0.00	4,388.64	16	0.00	0	0.00	0	0.00	14,206.00	14,206.00
TOTAL EXPENDITURES	0.00	4,388.64	12	0.00	0	0.00	0	0.00	14,206.00	14,206.00
OTHER FINANCING SOURCES (USES)										
TOTAL OTHER FINANCING SOURCES (USES)	0.00	0.00		0.00		0.00		0.00	0.00	0.00
NET CHANGE IN FUND BALANCE	0.00	-4,388.64		0.00		0.00		0.00	-14,206.00	-14,206.00



FUND DEPT 3105-043 : CAPITAL ASSET REPLCMT FND - EMERGENCY MGMT AGCY (EMA)

4/10/2023 1:15:05 PM

PERIOD ENDING 3/31/2023

	ACTUAL LAST YEAR			ACTUAL THIS YEAR				ENCUMBRANCE	BUDGET	UNENCUMBERED BALANCE
	CURRENT MONTH	YEAR TO DATE	%	CURRENT MONTH	%	YEAR TO DATE	%			
EXPENDITURES										
5010 COMMODITIES	0.00	0.00	0	0.00	0	0.00	0	0.00	4,225.00	4,225.00
8000 CAPITAL OUTLAY	0.00	0.00	0	0.00	0	0.00	0	0.00	116,200.00	116,200.00
TOTAL EXPENDITURES	0.00	0.00	0	0.00	0	0.00	0	0.00	120,425.00	120,425.00
OTHER FINANCING SOURCES (USES)										
6001 OTHER FINANCING SOURCES	0.00	0.00	0	0.00	0	0.00	0	0.00	15,692.00	15,692.00
TOTAL OTHER FINANCING SOURCES (USES)	0.00	0.00		0.00		0.00		0.00	15,692.00	15,692.00
NET CHANGE IN FUND BALANCE	0.00	0.00		0.00		0.00		0.00	-104,733.00	-104,733.00



FUND DEPT 3105-051 : CAPITAL ASSET REPLCMT FND - JUVENILE DETENTION CENTER

4/10/2023 1:15:05 PM

PERIOD ENDING 3/31/2023

	ACTUAL LAST YEAR			ACTUAL THIS YEAR				ENCUMBRANCE	BUDGET	UNENCUMBERED BALANCE
	CURRENT MONTH	YEAR TO DATE	%	CURRENT MONTH	%	YEAR TO DATE	%			
EXPENDITURES										
5010 COMMODITIES	0.00	0.00	0	0.00	0	0.00	0	0.00	12,656.00	12,656.00
5020 SERVICES	0.00	3,995.00	100	0.00	0	3,995.00	57	0.00	7,000.00	3,005.00
8000 CAPITAL OUTLAY	0.00	0.00	0	0.00	0	0.00	0	0.00	63,750.00	63,750.00
TOTAL EXPENDITURES	0.00	3,995.00	6	0.00	0	3,995.00	5	0.00	83,406.00	79,411.00
OTHER FINANCING SOURCES (USES)										
6001 OTHER FINANCING SOURCES	0.00	0.00	0	0.00	0	0.00	0	0.00	14,767.00	14,767.00
TOTAL OTHER FINANCING SOURCES (USES)	0.00	0.00		0.00		0.00		0.00	14,767.00	14,767.00
NET CHANGE IN FUND BALANCE	0.00	-3,995.00		0.00		-3,995.00		0.00	-68,639.00	-64,644.00



FUND DEPT 3105-052 : CAPITAL ASSET REPLCMT FND - COURT SERVICES -PROBATION

4/10/2023 1:15:05 PM

PERIOD ENDING 3/31/2023

	ACTUAL LAST YEAR			ACTUAL THIS YEAR				ENCUMBRANCE	BUDGET	UNENCUMBERED BALANCE
	CURRENT MONTH	YEAR TO DATE	%	CURRENT MONTH	%	YEAR TO DATE	%			
EXPENDITURES										
5010 COMMODITIES	0.00	0.00	0	0.00	0	0.00	0	0.00	82,825.00	82,825.00
8000 CAPITAL OUTLAY	0.00	0.00	0	0.00	0	0.00	0	0.00	7,601.00	7,601.00
TOTAL EXPENDITURES	0.00	0.00	0	0.00	0	0.00	0	0.00	90,426.00	90,426.00
OTHER FINANCING SOURCES (USES)										
6001 OTHER FINANCING SOURCES	0.00	0.00	0	0.00	0	0.00	0	0.00	39,523.00	39,523.00
TOTAL OTHER FINANCING SOURCES (USES)	0.00	0.00		0.00		0.00		0.00	39,523.00	39,523.00
NET CHANGE IN FUND BALANCE	0.00	0.00		0.00		0.00		0.00	-50,903.00	-50,903.00



FUND DEPT 3105-059 : CAPITAL ASSET REPLCMT FND - FACILITIES PLANNING

4/10/2023 1:15:05 PM

PERIOD ENDING 3/31/2023

	ACTUAL LAST YEAR			ACTUAL THIS YEAR				ENCUMBRANCE	BUDGET	UNENCUMBERED BALANCE
	CURRENT MONTH	YEAR TO DATE	%	CURRENT MONTH	%	YEAR TO DATE	%			
REVENUES										
4008 INVESTMENT EARNINGS	0.00	0.00	0	60,053.08	0	136,272.70	0	0.00	0.00	-136,272.70
4009 MISCELLANEOUS REVENUES	0.00	0.00	0	0.00	0	32,808.77	0	0.00	0.00	-32,808.77
TOTAL REVENUES	0.00	0.00	0	60,053.08	0	169,081.47	0	0.00	0.00	-169,081.47
EXPENDITURES										
5020 SERVICES	8,120.41	12,923.60	1	0.00	0	7,251.96	2	0.00	350,000.00	342,748.04
8000 CAPITAL OUTLAY	323,688.78	711,577.45	18	1,313,275.74	3	1,558,773.84	3	53,629.17	46,916,315.00	45,303,911.99
TOTAL EXPENDITURES	331,809.19	724,501.05	14	1,313,275.74	3	1,566,025.80	3	53,629.17	47,266,315.00	45,646,660.03
OTHER FINANCING SOURCES (USES)										
6001 OTHER FINANCING SOURCES	0.00	0.00	0	0.00	0	0.00	0	0.00	9,460,000.00	9,460,000.00
TOTAL OTHER FINANCING SOURCES (USES)	0.00	0.00		0.00		0.00		0.00	9,460,000.00	9,460,000.00
NET CHANGE IN FUND BALANCE	-331,809.19	-724,501.05		-1,253,222.66		-1,396,944.33		-53,629.17	-37,806,315.00	-36,355,741.50



FUND DEPT 3105-071 : CAPITAL ASSET REPLCMT FND - PUBLIC PROP (PHYS, PLNT, FAC)

4/10/2023 1:15:05 PM

PERIOD ENDING 3/31/2023

	ACTUAL LAST YEAR			ACTUAL THIS YEAR				ENCUMBRANCE	BUDGET	UNENCUMBERED BALANCE
	CURRENT MONTH	YEAR TO DATE	%	CURRENT MONTH	%	YEAR TO DATE	%			
EXPENDITURES										
5010 COMMODITIES	0.00	0.00	0	0.00	0	0.00	0	0.00	73,150.00	73,150.00
8000 CAPITAL OUTLAY	23,182.00	23,182.00	30	0.00	0	0.00	0	69,393.00	102,150.00	32,757.00
TOTAL EXPENDITURES	23,182.00	23,182.00	27	0.00	0	0.00	0	69,393.00	175,300.00	105,907.00
OTHER FINANCING SOURCES (USES)										
6001 OTHER FINANCING SOURCES	0.00	0.00	0	0.00	0	0.00	0	0.00	135,247.00	135,247.00
TOTAL OTHER FINANCING SOURCES (USES)	0.00	0.00		0.00		0.00		0.00	135,247.00	135,247.00
NET CHANGE IN FUND BALANCE	-23,182.00	-23,182.00		0.00		0.00		-69,393.00	-40,053.00	29,340.00



FUND DEPT 3105-077 : CAPITAL ASSET REPLCMT FND - ZONING AND ENFORCE (P&Z)

4/10/2023 1:15:05 PM

PERIOD ENDING 3/31/2023

	ACTUAL LAST YEAR			ACTUAL THIS YEAR				ENCUMBRANCE	BUDGET	UNENCUMBERED BALANCE
	CURRENT MONTH	YEAR TO DATE	%	CURRENT MONTH	%	YEAR TO DATE	%			
EXPENDITURES										
5010 COMMODITIES	0.00	0.00	0	0.00	0	0.00	0	0.00	3,900.00	3,900.00
5020 SERVICES	0.00	0.00	0	0.00	0	0.00	0	0.00	30,080.00	30,080.00
TOTAL EXPENDITURES	0.00	0.00	0	0.00	0	0.00	0	0.00	33,980.00	33,980.00
OTHER FINANCING SOURCES (USES)										
6001 OTHER FINANCING SOURCES	0.00	0.00	0	0.00	0	0.00	0	0.00	6,455.00	6,455.00
TOTAL OTHER FINANCING SOURCES (USES)	0.00	0.00		0.00		0.00		0.00	6,455.00	6,455.00
NET CHANGE IN FUND BALANCE	0.00	0.00		0.00		0.00		0.00	-27,525.00	-27,525.00



FUND DEPT 3105-140 : CAPITAL ASSET REPLCMT FND - CORRECTIONAL CENTER

4/10/2023 1:15:05 PM

PERIOD ENDING 3/31/2023

	ACTUAL LAST YEAR			ACTUAL THIS YEAR				ENCUMBRANCE	BUDGET	UNENCUMBERED BALANCE
	CURRENT MONTH	YEAR TO DATE	%	CURRENT MONTH	%	YEAR TO DATE	%			
EXPENDITURES										
5010 COMMODITIES	0.00	0.00	0	0.00	0	0.00	0	0.00	32,422.00	32,422.00
5020 SERVICES	0.00	26,328.50	15	338.00	0	26,666.50	18	0.00	150,114.00	123,447.50
8000 CAPITAL OUTLAY	0.00	0.00	0	0.00	0	0.00	0	0.00	214,335.00	214,335.00
TOTAL EXPENDITURES	0.00	26,328.50	7	338.00	0	26,666.50	7	0.00	396,871.00	370,204.50
OTHER FINANCING SOURCES (USES)										
6001 OTHER FINANCING SOURCES	0.00	0.00	0	0.00	0	0.00	0	0.00	250,579.00	250,579.00
TOTAL OTHER FINANCING SOURCES (USES)	0.00	0.00		0.00		0.00		0.00	250,579.00	250,579.00
NET CHANGE IN FUND BALANCE	0.00	-26,328.50		-338.00		-26,666.50		0.00	-146,292.00	-119,625.50



FUND DEPT 3303-010 : COURT COMPLEX CONSTR FUND - COUNTY BOARD

4/10/2023 1:15:05 PM

PERIOD ENDING 3/31/2023

	ACTUAL LAST YEAR			ACTUAL THIS YEAR				ENCUMBRANCE	BUDGET	UNENCUMBERED BALANCE
	CURRENT MONTH	YEAR TO DATE	%	CURRENT MONTH	%	YEAR TO DATE	%			
REVENUES										
4008 INVESTMENT EARNINGS	6.20	9.93	40	0.07	0	38.61	77	0.00	50.00	11.39
TOTAL REVENUES	6.20	9.93	40	0.07	0	38.61	77	0.00	50.00	11.39
EXPENDITURES										
5020 SERVICES	0.00	0.00	0	0.00	0	0.00	0	0.00	17,133.00	17,133.00
TOTAL EXPENDITURES	0.00	0.00	0	0.00	0	0.00	0	0.00	17,133.00	17,133.00
OTHER FINANCING SOURCES (USES)										
TOTAL OTHER FINANCING SOURCES (USES)	0.00	0.00		0.00		0.00		0.00	0.00	0.00
NET CHANGE IN FUND BALANCE	6.20	9.93		0.07		38.61		0.00	-17,083.00	-17,121.61



FUND DEPT 4074-010 : 2003 NURS HM BOND DBT SRV - COUNTY BOARD

4/10/2023 1:15:05 PM

PERIOD ENDING 3/31/2023

	ACTUAL LAST YEAR			ACTUAL THIS YEAR				ENCUMBRANCE	BUDGET	UNENCUMBERED BALANCE
	CURRENT MONTH	YEAR TO DATE	%	CURRENT MONTH	%	YEAR TO DATE	%			
REVENUES										
TOTAL REVENUES	0.00	0.00	0	0.00	0	0.00	0	0.00	0.00	0.00
EXPENDITURES										
TOTAL EXPENDITURES	0.00	0.00	0	0.00	0	0.00	0	0.00	0.00	0.00
OTHER FINANCING SOURCES (USES)										
TOTAL OTHER FINANCING SOURCES (USES)	0.00	0.00		0.00		0.00		0.00	0.00	0.00
NET CHANGE IN FUND BALANCE	0.00	0.00		0.00		0.00		0.00	0.00	0.00



FUND DEPT 4350-010 : HWY FACIL BOND DEBT SERVICE - COUNTY BOARD

4/10/2023 1:15:05 PM

PERIOD ENDING 3/31/2023

	ACTUAL LAST YEAR			ACTUAL THIS YEAR				ENCUMBRANCE	BUDGET	UNENCUMBERED BALANCE
	CURRENT MONTH	YEAR TO DATE	%	CURRENT MONTH	%	YEAR TO DATE	%			
REVENUES										
TOTAL REVENUES	0.00	0.00	0	0.00	0	0.00	0	0.00	0.00	0.00
OTHER FINANCING SOURCES (USES)										
TOTAL OTHER FINANCING SOURCES (USES)	0.00	0.00		0.00		0.00		0.00	0.00	0.00
NET CHANGE IN FUND BALANCE	0.00	0.00		0.00		0.00		0.00	0.00	0.00



FUND DEPT 5081-075 : NURSING HOME - GENERAL COUNTY

4/10/2023 1:15:05 PM

PERIOD ENDING 3/31/2023

	ACTUAL LAST YEAR			ACTUAL THIS YEAR				ENCUMBRANCE	BUDGET	UNENCUMBERED BALANCE
	CURRENT MONTH	YEAR TO DATE	%	CURRENT MONTH	%	YEAR TO DATE	%			
OTHER FINANCING SOURCES (USES)										
TOTAL OTHER FINANCING SOURCES (USES)	<i>0.00</i>	<i>0.00</i>		<i>0.00</i>		<i>0.00</i>		<i>0.00</i>	<i>0.00</i>	<i>0.00</i>
NET CHANGE IN FUND BALANCE	0.00	0.00		0.00		0.00		0.00	0.00	0.00



FUND DEPT 5081-120 : NURSING HOME - EMPLOYEE GROUP INSURANCE

4/10/2023 1:15:05 PM

PERIOD ENDING 3/31/2023

	ACTUAL LAST YEAR			ACTUAL THIS YEAR				ENCUMBRANCE	BUDGET	UNENCUMBERED BALANCE
	CURRENT MONTH	YEAR TO DATE	%	CURRENT MONTH	%	YEAR TO DATE	%			
OTHER FINANCING SOURCES (USES)										
TOTAL OTHER FINANCING SOURCES (USES)	<i>0.00</i>	<i>0.00</i>		<i>0.00</i>		<i>0.00</i>		<i>0.00</i>	<i>0.00</i>	<i>0.00</i>
NET CHANGE IN FUND BALANCE	0.00	0.00		0.00		0.00		0.00	0.00	0.00



FUND DEPT 5081-405 : NURSING HOME - NURSING HOME TRANSITION

4/10/2023 1:15:05 PM

PERIOD ENDING 3/31/2023

	ACTUAL LAST YEAR			ACTUAL THIS YEAR				ENCUMBRANCE	BUDGET	UNENCUMBERED BALANCE
	CURRENT MONTH	YEAR TO DATE	%	CURRENT MONTH	%	YEAR TO DATE	%			
REVENUES										
TOTAL REVENUES	0.00	0.00	0	0.00	0	0.00	0	0.00	0.00	0.00
EXPENDITURES										
TOTAL EXPENDITURES	0.00	0.00	0	0.00	0	0.00	0	0.00	0.00	0.00
OTHER FINANCING SOURCES (USES)										
TOTAL OTHER FINANCING SOURCES (USES)	0.00	0.00		0.00		0.00		0.00	0.00	0.00
NET CHANGE IN FUND BALANCE	0.00	0.00		0.00		0.00		0.00	0.00	0.00



FUND DEPT 5081-410 : NURSING HOME - ADMINISTRATIVE

4/10/2023 1:15:05 PM

PERIOD ENDING 3/31/2023

	ACTUAL LAST YEAR			ACTUAL THIS YEAR				ENCUMBRANCE	BUDGET	UNENCUMBERED BALANCE
	CURRENT MONTH	YEAR TO DATE	%	CURRENT MONTH	%	YEAR TO DATE	%			
REVENUES										
4008 INVESTMENT EARNINGS	19.08	32.95	0	4.61	1	665.62	166	0.00	400.00	-265.62
TOTAL REVENUES	19.08	32.95	0	4.61	1	665.62	166	0.00	400.00	-265.62
EXPENDITURES										
5020 SERVICES	0.00	12,007.80	48	9,210.80	6	21,218.60	13	0.00	165,000.00	143,781.40
TOTAL EXPENDITURES	0.00	12,007.80	48	9,210.80	6	21,218.60	13	0.00	165,000.00	143,781.40
OTHER FINANCING SOURCES (USES)										
TOTAL OTHER FINANCING SOURCES (USES)	0.00	0.00		0.00		0.00		0.00	0.00	0.00
NET CHANGE IN FUND BALANCE	19.08	-11,974.85		-9,206.19		-20,552.98		0.00	-164,600.00	-144,047.02



FUND DEPT 5081-415 : NURSING HOME - ENVIRONMENTAL SERVICES

4/10/2023 1:15:05 PM

PERIOD ENDING 3/31/2023

	ACTUAL LAST YEAR			ACTUAL THIS YEAR				ENCUMBRANCE	BUDGET	UNENCUMBERED BALANCE
	CURRENT MONTH	YEAR TO DATE	%	CURRENT MONTH	%	YEAR TO DATE	%			
EXPENDITURES										
TOTAL EXPENDITURES	0.00	0.00	0	0.00	0	0.00	0	0.00	0.00	0.00
NET CHANGE IN FUND BALANCE	0.00	0.00		0.00		0.00		0.00	0.00	0.00



FUND DEPT 5081-420 : NURSING HOME - LAUNDRY

4/10/2023 1:15:05 PM

PERIOD ENDING 3/31/2023

	ACTUAL LAST YEAR			ACTUAL THIS YEAR				ENCUMBRANCE	BUDGET	UNENCUMBERED BALANCE
	CURRENT MONTH	YEAR TO DATE	%	CURRENT MONTH	%	YEAR TO DATE	%			
EXPENDITURES										
TOTAL EXPENDITURES	0.00	0.00	0	0.00	0	0.00	0	0.00	0.00	0.00
NET CHANGE IN FUND BALANCE	0.00	0.00		0.00		0.00		0.00	0.00	0.00



FUND DEPT 5081-425 : NURSING HOME - MAINTENANCE

4/10/2023 1:15:05 PM

PERIOD ENDING 3/31/2023

	ACTUAL LAST YEAR			ACTUAL THIS YEAR				ENCUMBRANCE	BUDGET	UNENCUMBERED BALANCE
	CURRENT MONTH	YEAR TO DATE	%	CURRENT MONTH	%	YEAR TO DATE	%			
EXPENDITURES										
TOTAL EXPENDITURES	0.00	0.00	0	0.00	0	0.00	0	0.00	0.00	0.00
NET CHANGE IN FUND BALANCE	0.00	0.00		0.00		0.00		0.00	0.00	0.00



FUND DEPT 5081-430 : NURSING HOME - NURSING SERVICES

4/10/2023 1:15:05 PM

PERIOD ENDING 3/31/2023

	ACTUAL LAST YEAR			ACTUAL THIS YEAR				ENCUMBRANCE	BUDGET	UNENCUMBERED BALANCE
	CURRENT MONTH	YEAR TO DATE	%	CURRENT MONTH	%	YEAR TO DATE	%			
EXPENDITURES										
TOTAL EXPENDITURES	0.00	0.00	0	0.00	0	0.00	0	0.00	0.00	0.00
NET CHANGE IN FUND BALANCE	0.00	0.00		0.00		0.00		0.00	0.00	0.00



FUND DEPT 5081-440 : NURSING HOME - ACTIVITIES

4/10/2023 1:15:05 PM

PERIOD ENDING 3/31/2023

	ACTUAL LAST YEAR			ACTUAL THIS YEAR				ENCUMBRANCE	BUDGET	UNENCUMBERED BALANCE
	CURRENT MONTH	YEAR TO DATE	%	CURRENT MONTH	%	YEAR TO DATE	%			
EXPENDITURES										
TOTAL EXPENDITURES	0.00	0.00	0	0.00	0	0.00	0	0.00	0.00	0.00
NET CHANGE IN FUND BALANCE	0.00	0.00		0.00		0.00		0.00	0.00	0.00



FUND DEPT 5081-441 : NURSING HOME - SOCIAL SERVICES

4/10/2023 1:15:05 PM

PERIOD ENDING 3/31/2023

	ACTUAL LAST YEAR			ACTUAL THIS YEAR				ENCUMBRANCE	BUDGET	UNENCUMBERED BALANCE
	CURRENT MONTH	YEAR TO DATE	%	CURRENT MONTH	%	YEAR TO DATE	%			
EXPENDITURES										
TOTAL EXPENDITURES	0.00	0.00	0	0.00	0	0.00	0	0.00	0.00	0.00
NET CHANGE IN FUND BALANCE	0.00	0.00		0.00		0.00		0.00	0.00	0.00




FUND DEPT 5081-445 : NURSING HOME - PHYSICAL THERAPY

4/10/2023 1:15:05 PM

PERIOD ENDING 3/31/2023

	ACTUAL LAST YEAR			ACTUAL THIS YEAR				ENCUMBRANCE	BUDGET	UNENCUMBERED BALANCE
	CURRENT MONTH	YEAR TO DATE	%	CURRENT MONTH	%	YEAR TO DATE	%			
EXPENDITURES										
TOTAL EXPENDITURES	0.00	0.00	0	0.00	0	0.00	0	0.00	0.00	0.00
NET CHANGE IN FUND BALANCE	0.00	0.00		0.00		0.00		0.00	0.00	0.00



FUND DEPT 5081-446 : NURSING HOME - OCCUPATIONAL THERAPY

4/10/2023 1:15:05 PM

PERIOD ENDING 3/31/2023

	ACTUAL LAST YEAR			ACTUAL THIS YEAR				ENCUMBRANCE	BUDGET	UNENCUMBERED BALANCE
	CURRENT MONTH	YEAR TO DATE	%	CURRENT MONTH	%	YEAR TO DATE	%			
EXPENDITURES										
TOTAL EXPENDITURES	0.00	0.00	0	0.00	0	0.00	0	0.00	0.00	0.00
NET CHANGE IN FUND BALANCE	0.00	0.00		0.00		0.00		0.00	0.00	0.00



FUND DEPT 5081-447 : NURSING HOME - RESPIRATORY THERAPY

4/10/2023 1:15:05 PM

PERIOD ENDING 3/31/2023

	ACTUAL LAST YEAR			ACTUAL THIS YEAR				ENCUMBRANCE	BUDGET	UNENCUMBERED BALANCE
	CURRENT MONTH	YEAR TO DATE	%	CURRENT MONTH	%	YEAR TO DATE	%			
EXPENDITURES										
TOTAL EXPENDITURES	0.00	0.00	0	0.00	0	0.00	0	0.00	0.00	0.00
NET CHANGE IN FUND BALANCE	0.00	0.00		0.00		0.00		0.00	0.00	0.00



FUND DEPT 5081-448 : NURSING HOME - SPEECH THERAPY

4/10/2023 1:15:05 PM

PERIOD ENDING 3/31/2023

	ACTUAL LAST YEAR			ACTUAL THIS YEAR				ENCUMBRANCE	BUDGET	UNENCUMBERED BALANCE
	CURRENT MONTH	YEAR TO DATE	%	CURRENT MONTH	%	YEAR TO DATE	%			
EXPENDITURES										
TOTAL EXPENDITURES	0.00	0.00	0	0.00	0	0.00	0	0.00	0.00	0.00
NET CHANGE IN FUND BALANCE	0.00	0.00		0.00		0.00		0.00	0.00	0.00



FUND DEPT 5081-450 : NURSING HOME - DIETARY

4/10/2023 1:15:05 PM

PERIOD ENDING 3/31/2023

	ACTUAL LAST YEAR			ACTUAL THIS YEAR				ENCUMBRANCE	BUDGET	UNENCUMBERED BALANCE
	CURRENT MONTH	YEAR TO DATE	%	CURRENT MONTH	%	YEAR TO DATE	%			
EXPENDITURES										
TOTAL EXPENDITURES	0.00	0.00	0	0.00	0	0.00	0	0.00	0.00	0.00
NET CHANGE IN FUND BALANCE	0.00	0.00		0.00		0.00		0.00	0.00	0.00



FUND DEPT 5081-455 : NURSING HOME - BEAUTY SHOP

4/10/2023 1:15:05 PM

PERIOD ENDING 3/31/2023

	ACTUAL LAST YEAR			ACTUAL THIS YEAR				ENCUMBRANCE	BUDGET	UNENCUMBERED BALANCE
	CURRENT MONTH	YEAR TO DATE	%	CURRENT MONTH	%	YEAR TO DATE	%			
EXPENDITURES										
TOTAL EXPENDITURES	0.00	0.00	0	0.00	0	0.00	0	0.00	0.00	0.00
NET CHANGE IN FUND BALANCE	0.00	0.00		0.00		0.00		0.00	0.00	0.00



FUND DEPT 5081-460 : NURSING HOME - ADULT DAY CARE

4/10/2023 1:15:05 PM

PERIOD ENDING 3/31/2023

	ACTUAL LAST YEAR			ACTUAL THIS YEAR				ENCUMBRANCE	BUDGET	UNENCUMBERED BALANCE
	CURRENT MONTH	YEAR TO DATE	%	CURRENT MONTH	%	YEAR TO DATE	%			
EXPENDITURES										
TOTAL EXPENDITURES	0.00	0.00	0	0.00	0	0.00	0	0.00	0.00	0.00
NET CHANGE IN FUND BALANCE	0.00	0.00		0.00		0.00		0.00	0.00	0.00



FUND DEPT 5081-462 : NURSING HOME - ALZHEIMERS UNIT

4/10/2023 1:15:05 PM

PERIOD ENDING 3/31/2023

	ACTUAL LAST YEAR			ACTUAL THIS YEAR				ENCUMBRANCE	BUDGET	UNENCUMBERED BALANCE
	CURRENT MONTH	YEAR TO DATE	%	CURRENT MONTH	%	YEAR TO DATE	%			
EXPENDITURES										
TOTAL EXPENDITURES	0.00	0.00	0	0.00	0	0.00	0	0.00	0.00	0.00
NET CHANGE IN FUND BALANCE	0.00	0.00		0.00		0.00		0.00	0.00	0.00



FUND DEPT 6476-118 : SELF-FUNDED INSURANCE - PROPERTY/LIABILITY INSUR

4/10/2023 1:15:05 PM

PERIOD ENDING 3/31/2023

	ACTUAL LAST YEAR			ACTUAL THIS YEAR				ENCUMBRANCE	BUDGET	UNENCUMBERED BALANCE
	CURRENT MONTH	YEAR TO DATE	%	CURRENT MONTH	%	YEAR TO DATE	%			
REVENUES										
4007 CHARGES FOR SERVICES	0.00	0.00	0	0.00	0	0.00	0	0.00	1,541,801.00	1,541,801.00
4009 MISCELLANEOUS REVENUES	0.00	0.00	0	678.50	0	678.50	0	0.00	0.00	-678.50
TOTAL REVENUES	0.00	0.00	0	678.50	0	678.50	0	0.00	1,541,801.00	1,541,122.50
EXPENDITURES										
5020 SERVICES	65,417.68	269,434.85	13	182,110.41	10	324,579.53	18	0.00	1,786,143.00	1,461,563.47
TOTAL EXPENDITURES	65,417.68	269,434.85	13	182,110.41	10	324,579.53	18	0.00	1,786,143.00	1,461,563.47
OTHER FINANCING SOURCES (USES)										
6001 OTHER FINANCING SOURCES	0.00	0.00	0	0.00	0	0.00	0	0.00	250,000.00	250,000.00
7001 OTHER FINANCING USES	0.00	0.00	0	0.00	0	0.00	0	0.00	-5,739.00	-5,739.00
TOTAL OTHER FINANCING SOURCES (USES)	0.00	0.00		0.00		0.00		0.00	244,261.00	244,261.00
NET CHANGE IN FUND BALANCE	-65,417.68	-269,434.85		-181,431.91		-323,901.03		0.00	-81.00	323,820.03



FUND DEPT 6476-119 : SELF-FUNDED INSURANCE - WORKERS COMP INSURANCE

4/10/2023 1:15:05 PM

PERIOD ENDING 3/31/2023

	ACTUAL LAST YEAR			ACTUAL THIS YEAR				ENCUMBRANCE	BUDGET	UNENCUMBERED BALANCE
	CURRENT MONTH	YEAR TO DATE	%	CURRENT MONTH	%	YEAR TO DATE	%			
REVENUES										
4007 CHARGES FOR SERVICES	220,801.70	220,801.70	23	104,615.16	11	175,918.22	18	0.00	982,390.00	806,471.78
4008 INVESTMENT EARNINGS	567.15	968.39	61	61.04	1	18,833.80	377	0.00	5,000.00	-13,833.80
TOTAL REVENUES	221,368.85	221,770.09	23	104,676.20	11	194,752.02	20	0.00	987,390.00	792,637.98
EXPENDITURES										
5003 FRINGE BENEFITS	41,346.93	124,278.48	13	71,510.12	7	241,317.81	25	0.00	968,025.00	726,707.19
5010 COMMODITIES	0.00	0.00	0	0.00	0	0.00	0	0.00	50.00	50.00
5020 SERVICES	0.00	0.00	0	0.00	0	0.00	0	0.00	8,000.00	8,000.00
TOTAL EXPENDITURES	41,346.93	124,278.48	13	71,510.12	7	241,317.81	25	0.00	976,075.00	734,757.19
OTHER FINANCING SOURCES (USES)										
7001 OTHER FINANCING USES	0.00	0.00	0	0.00	0	0.00	0	0.00	-11,478.00	-11,478.00
TOTAL OTHER FINANCING SOURCES (USES)	0.00	0.00		0.00		0.00		0.00	-11,478.00	-11,478.00
NET CHANGE IN FUND BALANCE	180,021.92	97,491.61		33,166.08		-46,565.79		0.00	-163.00	46,402.79



FUND DEPT 6620-120 : HEALTH-LIFE INSURANCE - EMPLOYEE GROUP INSURANCE

4/10/2023 1:15:05 PM

PERIOD ENDING 3/31/2023

	ACTUAL LAST YEAR			ACTUAL THIS YEAR				ENCUMBRANCE	BUDGET	UNENCUMBERED BALANCE
	CURRENT MONTH	YEAR TO DATE	%	CURRENT MONTH	%	YEAR TO DATE	%			
REVENUES										
4007 CHARGES FOR SERVICES	978,505.82	1,183,693.34	0	97,653.56	1	315,876.88	4	0.00	7,558,400.00	7,242,523.12
4008 INVESTMENT EARNINGS	35.53	94.45	0	9.64	5	1,881.09	941	0.00	200.00	-1,681.09
4009 MISCELLANEOUS REVENUES	-1,269.00	0.00	0	0.00	0	0.00	0	0.00	0.00	0.00
TOTAL REVENUES	977,272.35	1,183,787.79	16	97,663.20	1	317,757.97	4	0.00	7,558,600.00	7,240,842.03
EXPENDITURES										
5003 FRINGE BENEFITS	488,870.66	1,639,017.97	22	0.00	0	3,271.38	0	0.00	7,500,000.00	7,496,728.62
5010 COMMODITIES	0.00	0.00	0	0.00	0	540.50	100	0.00	540.50	0.00
5020 SERVICES	0.00	0.00	0	50,000.00	86	50,000.00	86	0.00	58,059.50	8,059.50
TOTAL EXPENDITURES	488,870.66	1,639,017.97	22	50,000.00	1	53,811.88	1	0.00	7,558,600.00	7,504,788.12
OTHER FINANCING SOURCES (USES)										
TOTAL OTHER FINANCING SOURCES (USES)	0.00	0.00		0.00		0.00		0.00	0.00	0.00
NET CHANGE IN FUND BALANCE	488,401.69	-455,230.18		47,663.20		263,946.09		0.00	0.00	-263,946.09



FUND DEPT 7086-060 : TOWNSHIP MOTOR FUEL TAX - HIGHWAY

4/10/2023 1:15:05 PM

PERIOD ENDING 3/31/2023

	ACTUAL LAST YEAR			ACTUAL THIS YEAR				ENCUMBRANCE	BUDGET	UNENCUMBERED BALANCE
	CURRENT MONTH	YEAR TO DATE	%	CURRENT MONTH	%	YEAR TO DATE	%			
REVENUES										
4004 INTERGOVERNMENTAL REVENUE	184,332.43	451,345.86	0	251,360.82	0	584,565.27	0	0.00	0.00	-584,565.27
4008 INVESTMENT EARNINGS	444.41	832.17	0	56.35	0	28,716.45	0	0.00	0.00	-28,716.45
TOTAL REVENUES	184,776.84	452,178.03	0	251,417.17	0	613,281.72	0	0.00	0.00	-613,281.72
EXPENDITURES										
5020 SERVICES	12,009.60	12,009.60	0	14,231.88	0	32,773.64	1	0.00	5,000,000.00	4,967,226.36
TOTAL EXPENDITURES	12,009.60	12,009.60	0	14,231.88	0	32,773.64	1	0.00	5,000,000.00	4,967,226.36
NET CHANGE IN FUND BALANCE	172,767.24	440,168.43		237,185.29		580,508.08		0.00	-5,000,000.00	-5,580,508.08



FUND DEPT 7087-060 : TOWNSHIP BRIDGE - HIGHWAY

4/10/2023 1:15:05 PM

PERIOD ENDING 3/31/2023

	ACTUAL LAST YEAR			ACTUAL THIS YEAR				ENCUMBRANCE	BUDGET	UNENCUMBERED BALANCE
	CURRENT MONTH	YEAR TO DATE	%	CURRENT MONTH	%	YEAR TO DATE	%			
REVENUES										
4008 INVESTMENT EARNINGS	5.61	11.29	0	0.01	0	69.80	0	0.00	0.00	-69.80
TOTAL REVENUES	5.61	11.29	0	0.01	0	69.80	0	0.00	0.00	-69.80
EXPENDITURES										
TOTAL EXPENDITURES	0.00	0.00	0	0.00	0	0.00	0	0.00	0.00	0.00
NET CHANGE IN FUND BALANCE	5.61	11.29		0.01		69.80		0.00	0.00	-69.80



FUND DEPT 7097-026 : ESTATE - COUNTY TREASURER

4/10/2023 1:15:05 PM

PERIOD ENDING 3/31/2023

	ACTUAL LAST YEAR			ACTUAL THIS YEAR				ENCUMBRANCE	BUDGET	UNENCUMBERED BALANCE
	CURRENT MONTH	YEAR TO DATE	%	CURRENT MONTH	%	YEAR TO DATE	%			
REVENUES										
4008 INVESTMENT EARNINGS	7.29	11.61	0	0.00	0	0.00	0	0.00	0.00	0.00
TOTAL REVENUES	7.29	11.61	0	0.00	0	0.00	0	0.00	0.00	0.00
NET CHANGE IN FUND BALANCE	7.29	11.61		0.00		0.00		0.00	0.00	0.00



FUND DEPT 7667-026 : PROPERTY CONDEMNATIONS - COUNTY TREASURER

4/10/2023 1:15:05 PM

PERIOD ENDING 3/31/2023

	ACTUAL LAST YEAR			ACTUAL THIS YEAR				ENCUMBRANCE	BUDGET	UNENCUMBERED BALANCE
	CURRENT MONTH	YEAR TO DATE	%	CURRENT MONTH	%	YEAR TO DATE	%			
REVENUES										
4008 INVESTMENT EARNINGS	37.39	64.17	0	0.00	0	0.00	0	0.00	0.00	0.00
TOTAL REVENUES	37.39	64.17	0	0.00	0	0.00	0	0.00	0.00	0.00
OTHER FINANCING SOURCES (USES)										
TOTAL OTHER FINANCING SOURCES (USES)	0.00	0.00		0.00		0.00		0.00	0.00	0.00
NET CHANGE IN FUND BALANCE	37.39	64.17		0.00		0.00		0.00	0.00	0.00



FUND DEPT 7687-040 : SHERIFF FORECLOSURES - SHERIFF

4/10/2023 1:15:05 PM

PERIOD ENDING 3/31/2023

	ACTUAL LAST YEAR			ACTUAL THIS YEAR				ENCUMBRANCE	BUDGET	UNENCUMBERED BALANCE
	CURRENT MONTH	YEAR TO DATE	%	CURRENT MONTH	%	YEAR TO DATE	%			
REVENUES										
4008 INVESTMENT EARNINGS	102.88	180.60	0	-37.09	0	0.00	0	0.00	0.00	0.00
TOTAL REVENUES	102.88	180.60	0	-37.09	0	0.00	0	0.00	0.00	0.00
OTHER FINANCING SOURCES (USES)										
6001 OTHER FINANCING SOURCES	100,000.00	276,600.00	0	261,321.68	0	917,009.42	0	0.00	0.00	-917,009.42
TOTAL OTHER FINANCING SOURCES (USES)	100,000.00	276,600.00		261,321.68		917,009.42		0.00	0.00	-917,009.42
NET CHANGE IN FUND BALANCE	100,102.88	276,780.60		261,284.59		917,009.42		0.00	0.00	-917,009.42



FUND DEPT 7699-020 : GARNISHMENTS - AUDITOR

4/10/2023 1:15:05 PM

PERIOD ENDING 3/31/2023

	ACTUAL LAST YEAR			ACTUAL THIS YEAR				ENCUMBRANCE	BUDGET	UNENCUMBERED BALANCE
	CURRENT MONTH	YEAR TO DATE	%	CURRENT MONTH	%	YEAR TO DATE	%			
REVENUES										
4008 INVESTMENT EARNINGS	0.64	0.99	0	0.00	0	0.00	0	0.00	0.00	0.00
TOTAL REVENUES	0.64	0.99	0	0.00	0	0.00	0	0.00	0.00	0.00
OTHER FINANCING SOURCES (USES)										
6001 OTHER FINANCING SOURCES	7,840.91	22,966.25	0	0.00	0	0.00	0	0.00	0.00	0.00
TOTAL OTHER FINANCING SOURCES (USES)	7,840.91	22,966.25		0.00		0.00		0.00	0.00	0.00
NET CHANGE IN FUND BALANCE	7,841.55	22,967.24		0.00		0.00		0.00	0.00	0.00



PERIOD ENDING 3/31/2023

	ACTUAL LAST YEAR			ACTUAL THIS YEAR				ENCUMBRANCE	BUDGET	UNENCUMBERED BALANCE
	CURRENT MONTH	YEAR TO DATE	%	CURRENT MONTH	%	YEAR TO DATE	%			
REVENUES										
4004 INTERGOVERNMENTAL REVENUE	0.00	0.00	0	0.00	0	0.00	0	0.00	546,436.00	546,436.00
4007 CHARGES FOR SERVICES	0.00	0.00	0	0.00	0	724.46	1	0.00	60,500.00	59,775.54
4008 INVESTMENT EARNINGS	69.00	128.50	26	7.91	2	2,923.17	585	0.00	500.00	-2,423.17
4009 MISCELLANEOUS REVENUES	0.00	0.00	0	0.00	0	0.00	0	0.00	13,000.00	13,000.00
TOTAL REVENUES	69.00	128.50	0	7.91	0	3,647.63	1	0.00	620,436.00	616,788.37
EXPENDITURES										
5001 SALARIES AND WAGES	28,776.20	79,113.76	20	27,595.84	7	92,577.77	22	0.00	412,332.00	319,754.23
5003 FRINGE BENEFITS	7,085.05	15,027.60	11	6,550.24	5	20,521.64	16	0.00	124,425.00	103,903.36
5010 COMMODITIES	514.26	539.74	11	6.97	0	1,362.99	28	0.00	4,900.00	3,537.01
5020 SERVICES	6,194.97	6,628.08	16	2,483.93	6	4,295.37	11	0.00	38,350.00	34,054.63
TOTAL EXPENDITURES	42,570.48	101,309.18	18	36,636.98	6	118,757.77	20	0.00	580,007.00	461,249.23
OTHER FINANCING SOURCES (USES)										
7001 OTHER FINANCING USES	0.00	0.00	0	0.00	0	0.00	0	0.00	-61,500.00	-61,500.00
TOTAL OTHER FINANCING SOURCES (USES)	0.00	0.00		0.00		0.00		0.00	-61,500.00	-61,500.00
NET CHANGE IN FUND BALANCE	-42,501.48	-101,180.68		-36,629.07		-115,110.14		0.00	-21,071.00	94,039.14



FUND DEPT 8850-112 : GEOG INF SYS JOINT VENTUR - CAPITAL/TECHNOLOGY PURCH

4/10/2023 1:15:05 PM

PERIOD ENDING 3/31/2023

	ACTUAL LAST YEAR			ACTUAL THIS YEAR				ENCUMBRANCE	BUDGET	UNENCUMBERED BALANCE
	CURRENT MONTH	YEAR TO DATE	%	CURRENT MONTH	%	YEAR TO DATE	%			
REVENUES										
TOTAL REVENUES	0.00	0.00	0	0.00	0	0.00	0	0.00	0.00	0.00
EXPENDITURES										
5010 COMMODITIES	0.00	0.00	0	1,328.34	89	1,472.21	98	0.00	1,500.00	27.79
5020 SERVICES	35,712.57	48,150.38	75	30,039.77	49	39,152.27	64	0.00	61,375.00	22,222.73
8000 CAPITAL OUTLAY	0.00	0.00	0	0.00	0	0.00	0	0.00	9,000.00	9,000.00
TOTAL EXPENDITURES	35,712.57	48,150.38	58	31,368.11	44	40,624.48	57	0.00	71,875.00	31,250.52
OTHER FINANCING SOURCES (USES)										
6001 OTHER FINANCING SOURCES	0.00	0.00	0	0.00	0	0.00	0	0.00	58,500.00	58,500.00
TOTAL OTHER FINANCING SOURCES (USES)	0.00	0.00		0.00		0.00		0.00	58,500.00	58,500.00
NET CHANGE IN FUND BALANCE	-35,712.57	-48,150.38		-31,368.11		-40,624.48		0.00	-13,375.00	27,249.48



FUND DEPT 8850-672 : GEOG INF SYS JOINT VENTUR - AERIAL PHOTOGRAPHY PROJ

4/10/2023 1:15:05 PM

PERIOD ENDING 3/31/2023

	ACTUAL LAST YEAR			ACTUAL THIS YEAR				ENCUMBRANCE	BUDGET	UNENCUMBERED BALANCE
	CURRENT MONTH	YEAR TO DATE	%	CURRENT MONTH	%	YEAR TO DATE	%			
REVENUES										
4004 INTERGOVERNMENTAL REVENUE	0.00	0.00	0	0.00	0	0.00	0	0.00	106,750.00	106,750.00
TOTAL REVENUES	0.00	0.00	0	0.00	0	0.00	0	0.00	106,750.00	106,750.00
EXPENDITURES										
5020 SERVICES	0.00	0.00	0	0.00	0	0.00	0	0.00	185,000.00	185,000.00
TOTAL EXPENDITURES	0.00	0.00	0	0.00	0	0.00	0	0.00	185,000.00	185,000.00
NET CHANGE IN FUND BALANCE	0.00	0.00		0.00		0.00		0.00	-78,250.00	-78,250.00