



FUND DEPT 1080-010 : GENERAL CORPORATE - COUNTY BOARD

3/13/2023 9:16:54 AM

PERIOD ENDING 2/28/2023

	ACTUAL LAST YEAR			ACTUAL THIS YEAR				ENCUMBRANCE	BUDGET	UNENCUMBERED BALANCE
	CURRENT MONTH	YEAR TO DATE	%	CURRENT MONTH	%	YEAR TO DATE	%			
REVENUES										
4007 CHARGES FOR SERVICES	0.00	0.00	0	300.74	0	300.74	0	0.00	0.00	-300.74
4010 RENTS AND ROYALTIES	0.00	0.00	0	7,303.87	0	7,303.87	0	0.00	0.00	-7,303.87
TOTAL REVENUES	0.00	0.00	0	7,604.61	0	7,604.61	0	0.00	0.00	-7,604.61
EXPENDITURES										
5001 SALARIES AND WAGES	3,323.08	7,546.16	4	3,623.08	0	7,951.16	0	0.00	0.00	-7,951.16
5010 COMMODITIES	0.00	0.00	0	0.00	0	21.50	0	0.00	0.00	-21.50
5020 SERVICES	5,725.84	40,284.65	40	385.67	0	55,936.73	0	0.00	0.00	-55,936.73
TOTAL EXPENDITURES	9,048.92	47,830.81	17	4,008.75	0	63,909.39	0	0.00	0.00	-63,909.39
NET CHANGE IN FUND BALANCE	-9,048.92	-47,830.81		3,595.86		-56,304.78		0.00	0.00	56,304.78



FUND DEPT 1080-012 : GENERAL CORPORATE - TORNADO SIRENS

3/13/2023 9:16:54 AM

PERIOD ENDING 2/28/2023

	ACTUAL LAST YEAR			ACTUAL THIS YEAR				ENCUMBRANCE	BUDGET	UNENCUMBERED BALANCE
	CURRENT MONTH	YEAR TO DATE	%	CURRENT MONTH	%	YEAR TO DATE	%			
REVENUES										
4004 INTERGOVERNMENTAL REVENUE	2,537.00	3,990.00	100	0.00	0	0.00	0	0.00	0.00	0.00
TOTAL REVENUES	2,537.00	3,990.00	100	0.00	0	0.00	0	0.00	0.00	0.00
EXPENDITURES										
5020 SERVICES	0.00	3,990.00	100	0.00	0	0.00	0	0.00	0.00	0.00
TOTAL EXPENDITURES	0.00	3,990.00	100	0.00	0	0.00	0	0.00	0.00	0.00
NET CHANGE IN FUND BALANCE	2,537.00	0.00		0.00		0.00		0.00	0.00	0.00



FUND DEPT 1080-013 : GENERAL CORPORATE - DEBT SERVICE

3/13/2023 9:16:54 AM

PERIOD ENDING 2/28/2023

	ACTUAL LAST YEAR			ACTUAL THIS YEAR				ENCUMBRANCE	BUDGET	UNENCUMBERED BALANCE
	CURRENT MONTH	YEAR TO DATE	%	CURRENT MONTH	%	YEAR TO DATE	%			
REVENUES										
TOTAL REVENUES	<i>0.00</i>	<i>0.00</i>	<i>0</i>	<i>0.00</i>	<i>0</i>	<i>0.00</i>	<i>0</i>	<i>0.00</i>	<i>0.00</i>	<i>0.00</i>
EXPENDITURES										
TOTAL EXPENDITURES	<i>0.00</i>	<i>0.00</i>	<i>0</i>	<i>0.00</i>	<i>0</i>	<i>0.00</i>	<i>0</i>	<i>0.00</i>	<i>0.00</i>	<i>0.00</i>
OTHER FINANCING SOURCES (USES)										
TOTAL OTHER FINANCING SOURCES (USES)	<i>0.00</i>	<i>0.00</i>		<i>0.00</i>		<i>0.00</i>		<i>0.00</i>	<i>0.00</i>	<i>0.00</i>
NET CHANGE IN FUND BALANCE	0.00	0.00		0.00		0.00		0.00	0.00	0.00



FUND DEPT 1080-016 : GENERAL CORPORATE - ADMINISTRATIVE SERVICES

3/13/2023 9:16:54 AM

PERIOD ENDING 2/28/2023

	ACTUAL LAST YEAR			ACTUAL THIS YEAR				ENCUMBRANCE	BUDGET	UNENCUMBERED BALANCE
	CURRENT MONTH	YEAR TO DATE	%	CURRENT MONTH	%	YEAR TO DATE	%			
REVENUES										
TOTAL REVENUES	0.00	0.00	0	0.00	0	0.00	0	0.00	0.00	0.00
EXPENDITURES										
5001 SALARIES AND WAGES	52,663.12	115,425.75	18	54,746.93	0	96,047.49	0	0.00	0.00	-96,047.49
5010 COMMODITIES	317.50	317.50	0	140.78	0	32,137.37	0	0.00	0.00	-32,137.37
5020 SERVICES	915.47	1,377.80	5	779.90	0	1,344.90	0	0.00	0.00	-1,344.90
TOTAL EXPENDITURES	53,896.09	117,121.05	12	55,667.61	0	129,529.76	0	0.00	0.00	-129,529.76
OTHER FINANCING SOURCES (USES)										
TOTAL OTHER FINANCING SOURCES (USES)	0.00	0.00		0.00		0.00		0.00	0.00	0.00
NET CHANGE IN FUND BALANCE	-53,896.09	-117,121.05		-55,667.61		-129,529.76		0.00	0.00	129,529.76



FUND DEPT 1080-017 : GENERAL CORPORATE - COOPERATIVE EXTENSION SRV

3/13/2023 9:16:54 AM

PERIOD ENDING 2/28/2023

	ACTUAL LAST YEAR			ACTUAL THIS YEAR				ENCUMBRANCE	BUDGET	UNENCUMBERED BALANCE
	CURRENT MONTH	YEAR TO DATE	%	CURRENT MONTH	%	YEAR TO DATE	%			
REVENUES										
TOTAL REVENUES	0.00	0.00	0	0.00	0	0.00	0	0.00	0.00	0.00
EXPENDITURES										
TOTAL EXPENDITURES	0.00	0.00	0	0.00	0	0.00	0	0.00	0.00	0.00
NET CHANGE IN FUND BALANCE	0.00	0.00		0.00		0.00		0.00	0.00	0.00



FUND DEPT 1080-020 : GENERAL CORPORATE - AUDITOR

3/13/2023 9:16:54 AM

PERIOD ENDING 2/28/2023

	ACTUAL LAST YEAR			ACTUAL THIS YEAR				ENCUMBRANCE	BUDGET	UNENCUMBERED BALANCE
	CURRENT MONTH	YEAR TO DATE	%	CURRENT MONTH	%	YEAR TO DATE	%			
REVENUES										
4008 INVESTMENT EARNINGS	0.00	0.00	0	0.00	0	14.34	0	0.00	0.00	-14.34
4009 MISCELLANEOUS REVENUES	425.84	425.84	4	0.00	0	0.00	0	0.00	0.00	0.00
TOTAL REVENUES	425.84	425.84	0	0.00	0	14.34	0	0.00	0.00	-14.34
EXPENDITURES										
5001 SALARIES AND WAGES	27,027.88	49,100.06	13	32,198.48	0	58,148.50	0	0.00	0.00	-58,148.50
5010 COMMODITIES	149.92	149.92	4	52.47	-21	137.00	-55	0.00	-250.00	-387.00
5020 SERVICES	1,989.42	2,456.09	21	716.67	287	1,349.16	540	0.00	250.00	-1,099.16
TOTAL EXPENDITURES	29,167.22	51,706.07	13	32,967.62	0	59,634.66	0	0.00	0.00	-59,634.66
OTHER FINANCING SOURCES (USES)										
TOTAL OTHER FINANCING SOURCES (USES)	0.00	0.00		0.00		0.00		0.00	0.00	0.00
NET CHANGE IN FUND BALANCE	-28,741.38	-51,280.23		-32,967.62		-59,620.32		0.00	0.00	59,620.32



FUND DEPT 1080-021 : GENERAL CORPORATE - BOARD OF REVIEW

3/13/2023 9:16:54 AM

PERIOD ENDING 2/28/2023

	ACTUAL LAST YEAR			ACTUAL THIS YEAR				ENCUMBRANCE	BUDGET	UNENCUMBERED BALANCE
	CURRENT MONTH	YEAR TO DATE	%	CURRENT MONTH	%	YEAR TO DATE	%			
REVENUES										
TOTAL REVENUES	0.00	0.00	0	0.00	0	0.00	0	0.00	0.00	0.00
EXPENDITURES										
5001 SALARIES AND WAGES	10,435.80	20,795.55	15	10,957.50	0	21,915.00	0	0.00	0.00	-21,915.00
5010 COMMODITIES	0.00	6.39	1	270.97	0	270.97	0	0.00	0.00	-270.97
5020 SERVICES	0.00	700.00	14	1,500.00	0	5,130.00	0	0.00	0.00	-5,130.00
TOTAL EXPENDITURES	10,435.80	21,501.94	15	12,728.47	0	27,315.97	0	0.00	0.00	-27,315.97
NET CHANGE IN FUND BALANCE	-10,435.80	-21,501.94		-12,728.47		-27,315.97		0.00	0.00	27,315.97



FUND DEPT 1080-022 : GENERAL CORPORATE - COUNTY CLERK

3/13/2023 9:16:54 AM

PERIOD ENDING 2/28/2023

	ACTUAL LAST YEAR			ACTUAL THIS YEAR				ENCUMBRANCE	BUDGET	UNENCUMBERED BALANCE
	CURRENT MONTH	YEAR TO DATE	%	CURRENT MONTH	%	YEAR TO DATE	%			
REVENUES										
4006 LICENSES AND PERMITS	4,445.00	4,445.00	5	4,130.00	0	8,960.00	0	0.00	0.00	-8,960.00
4007 CHARGES FOR SERVICES	26,644.13	26,644.13	8	24,899.80	0	56,129.51	0	0.00	0.00	-56,129.51
4008 INVESTMENT EARNINGS	15.26	15.26	8	18.76	0	51.90	0	0.00	0.00	-51.90
4009 MISCELLANEOUS REVENUES	0.00	0.00	0	507.50	0	1,105.00	0	0.00	0.00	-1,105.00
TOTAL REVENUES	31,104.39	31,104.39	7	29,556.06	0	66,246.41	0	0.00	0.00	-66,246.41
EXPENDITURES										
5001 SALARIES AND WAGES	56,944.99	100,583.21	12	63,956.52	0	123,796.54	0	0.00	0.00	-123,796.54
5010 COMMODITIES	9,623.91	10,609.43	13	46,127.63	378	63,244.69	518	0.00	12,200.00	-51,044.69
5020 SERVICES	3,929.32	95,408.53	23	7,428.87	-61	31,069.94	-255	0.00	-12,200.00	-43,269.94
TOTAL EXPENDITURES	70,498.22	206,601.17	13	117,513.02	0	218,111.17	0	0.00	0.00	-218,111.17
OTHER FINANCING SOURCES (USES)										
TOTAL OTHER FINANCING SOURCES (USES)	0.00	0.00		0.00		0.00		0.00	0.00	0.00
NET CHANGE IN FUND BALANCE	-39,393.83	-175,496.78		-87,956.96		-151,864.76		0.00	0.00	151,864.76



FUND DEPT 1080-023 : GENERAL CORPORATE - RECORDER

3/13/2023 9:16:54 AM

PERIOD ENDING 2/28/2023

	ACTUAL LAST YEAR			ACTUAL THIS YEAR				ENCUMBRANCE	BUDGET	UNENCUMBERED BALANCE
	CURRENT MONTH	YEAR TO DATE	%	CURRENT MONTH	%	YEAR TO DATE	%			
REVENUES										
4006 LICENSES AND PERMITS	252,830.25	467,439.75	31	25,697.00	0	105,708.00	0	0.00	0.00	-105,708.00
4007 CHARGES FOR SERVICES	60,162.00	137,627.50	14	32,914.50	0	93,688.00	0	0.00	0.00	-93,688.00
4009 MISCELLANEOUS REVENUES	3,379.25	3,733.75	47	329.50	0	5,153.70	0	0.00	0.00	-5,153.70
TOTAL REVENUES	316,371.50	608,801.00	24	58,941.00	0	204,549.70	0	0.00	0.00	-204,549.70
EXPENDITURES										
5001 SALARIES AND WAGES	10,922.80	19,869.20	13	14,410.61	0	25,218.64	0	0.00	0.00	-25,218.64
5010 COMMODITIES	180,699.50	323,909.50	32	14.30	0	156.63	0	0.00	0.00	-156.63
5020 SERVICES	13,770.00	30,505.00	16	0.00	0	0.00	0	0.00	0.00	0.00
TOTAL EXPENDITURES	205,392.30	374,283.70	28	14,424.91	0	25,375.27	0	0.00	0.00	-25,375.27
NET CHANGE IN FUND BALANCE	110,979.20	234,517.30		44,516.09		179,174.43		0.00	0.00	-179,174.43



FUND DEPT 1080-025 : GENERAL CORPORATE - SUPERVISOR OF ASSESSMENT

3/13/2023 9:16:54 AM

PERIOD ENDING 2/28/2023

	ACTUAL LAST YEAR			ACTUAL THIS YEAR				ENCUMBRANCE	BUDGET	UNENCUMBERED BALANCE
	CURRENT MONTH	YEAR TO DATE	%	CURRENT MONTH	%	YEAR TO DATE	%			
REVENUES										
TOTAL REVENUES	0.00	0.00	0	0.00	0	0.00	0	0.00	0.00	0.00
EXPENDITURES										
5001 SALARIES AND WAGES	25,452.24	44,541.41	13	24,659.75	0	44,968.54	0	0.00	0.00	-44,968.54
5010 COMMODITIES	361.73	929.77	16	1,408.39	0	1,737.46	0	0.00	0.00	-1,737.46
5020 SERVICES	24.10	1,444.10	3	21.58	0	2,236.58	0	0.00	0.00	-2,236.58
TOTAL EXPENDITURES	25,838.07	46,915.28	12	26,089.72	0	48,942.58	0	0.00	0.00	-48,942.58
NET CHANGE IN FUND BALANCE	-25,838.07	-46,915.28		-26,089.72		-48,942.58		0.00	0.00	48,942.58




FUND DEPT 1080-026 : GENERAL CORPORATE - COUNTY TREASURER

3/13/2023 9:16:54 AM

PERIOD ENDING 2/28/2023

	ACTUAL LAST YEAR			ACTUAL THIS YEAR				ENCUMBRANCE	BUDGET	UNENCUMBERED BALANCE
	CURRENT MONTH	YEAR TO DATE	%	CURRENT MONTH	%	YEAR TO DATE	%			
REVENUES										
4008 INVESTMENT EARNINGS	0.00	0.00	0	684.35	0	684.35	0	0.00	0.00	-684.35
TOTAL REVENUES	0.00	0.00	0	684.35	0	684.35	0	0.00	0.00	-684.35
EXPENDITURES										
5001 SALARIES AND WAGES	21,610.11	39,694.01	14	23,884.73	0	43,913.67	0	0.00	0.00	-43,913.67
5010 COMMODITIES	709.10	709.10	11	497.98	0	616.61	0	0.00	0.00	-616.61
5020 SERVICES	16.00	26.00	0	500.00	0	500.00	0	0.00	0.00	-500.00
TOTAL EXPENDITURES	22,335.21	40,429.11	12	24,882.71	0	45,030.28	0	0.00	0.00	-45,030.28
NET CHANGE IN FUND BALANCE	-22,335.21	-40,429.11		-24,198.36		-44,345.93		0.00	0.00	44,345.93



PERIOD ENDING 2/28/2023

	ACTUAL LAST YEAR			ACTUAL THIS YEAR				ENCUMBRANCE	BUDGET	UNENCUMBERED BALANCE
	CURRENT MONTH	YEAR TO DATE	%	CURRENT MONTH	%	YEAR TO DATE	%			
REVENUES										
4004 INTERGOVERNMENTAL REVENUE	0.00	0.00	0	0.00	0	200.00	0	0.00	0.00	-200.00
TOTAL REVENUES	0.00	0.00	0	0.00	0	200.00	0	0.00	0.00	-200.00
EXPENDITURES										
5001 SALARIES AND WAGES	48,198.70	85,891.66	12	63,985.80	0	112,190.50	0	0.00	0.00	-112,190.50
5010 COMMODITIES	7,047.87	7,047.87	10	5,422.01	0	9,456.67	0	0.00	0.00	-9,456.67
5020 SERVICES	41,882.51	44,345.86	12	38,493.66	0	50,406.29	0	0.00	0.00	-50,406.29
TOTAL EXPENDITURES	97,129.08	137,285.39	12	107,901.47	0	172,053.46	0	0.00	0.00	-172,053.46
OTHER FINANCING SOURCES (USES)										
6001 OTHER FINANCING SOURCES	0.00	0.00	0	2,977.99	0	2,977.99	0	0.00	0.00	-2,977.99
TOTAL OTHER FINANCING SOURCES (USES)	0.00	0.00		2,977.99		2,977.99		0.00	0.00	-2,977.99
NET CHANGE IN FUND BALANCE	-97,129.08	-137,285.39		-104,923.48		-168,875.47		0.00	0.00	168,875.47



FUND DEPT 1080-030 : GENERAL CORPORATE - CIRCUIT CLERK

3/13/2023 9:16:54 AM

PERIOD ENDING 2/28/2023

	ACTUAL LAST YEAR			ACTUAL THIS YEAR				ENCUMBRANCE	BUDGET	UNENCUMBERED BALANCE
	CURRENT MONTH	YEAR TO DATE	%	CURRENT MONTH	%	YEAR TO DATE	%			
REVENUES										
4004 INTERGOVERNMENTAL REVENUE	-277,000.00	0.00	0	0.00	0	0.00	0	0.00	0.00	0.00
TOTAL REVENUES	-277,000.00	0.00	0	0.00	0	0.00	0	0.00	0.00	0.00
EXPENDITURES										
5001 SALARIES AND WAGES	85,984.38	150,070.94	12	92,017.67	0	160,962.32	0	0.00	0.00	-160,962.32
5010 COMMODITIES	2,066.01	2,066.01	12	2,436.80	0	3,139.02	0	0.00	0.00	-3,139.02
5020 SERVICES	5,108.93	5,708.93	12	1,120.30	0	1,836.58	0	0.00	0.00	-1,836.58
TOTAL EXPENDITURES	93,159.32	157,845.88	12	95,574.77	0	165,937.92	0	0.00	0.00	-165,937.92
NET CHANGE IN FUND BALANCE	-370,159.32	-157,845.88		-95,574.77		-165,937.92		0.00	0.00	165,937.92



FUND DEPT 1080-031 : GENERAL CORPORATE - CIRCUIT COURT

3/13/2023 9:16:54 AM

PERIOD ENDING 2/28/2023

	ACTUAL LAST YEAR			ACTUAL THIS YEAR				ENCUMBRANCE	BUDGET	UNENCUMBERED BALANCE
	CURRENT MONTH	YEAR TO DATE	%	CURRENT MONTH	%	YEAR TO DATE	%			
REVENUES										
TOTAL REVENUES	0.00	0.00	0	0.00	0	0.00	0	0.00	0.00	0.00
EXPENDITURES										
5001 SALARIES AND WAGES	48,018.54	84,026.75	13	52,572.16	0	92,002.55	0	0.00	0.00	-92,002.55
5010 COMMODITIES	57.36	821.95	8	0.00	0	94.80	0	0.00	0.00	-94.80
5020 SERVICES	24,121.64	64,859.14	15	30,616.58	0	58,848.58	0	0.00	0.00	-58,848.58
TOTAL EXPENDITURES	72,197.54	149,707.84	14	83,188.74	0	150,945.93	0	0.00	0.00	-150,945.93
OTHER FINANCING SOURCES (USES)										
TOTAL OTHER FINANCING SOURCES (USES)	0.00	0.00		0.00		0.00		0.00	0.00	0.00
NET CHANGE IN FUND BALANCE	-72,197.54	-149,707.84		-83,188.74		-150,945.93		0.00	0.00	150,945.93



FUND DEPT 1080-032 : GENERAL CORPORATE - JURY COMMISSION

3/13/2023 9:16:54 AM

PERIOD ENDING 2/28/2023

	ACTUAL LAST YEAR			ACTUAL THIS YEAR				ENCUMBRANCE	BUDGET	UNENCUMBERED BALANCE
	CURRENT MONTH	YEAR TO DATE	%	CURRENT MONTH	%	YEAR TO DATE	%			
REVENUES										
TOTAL REVENUES	0.00	0.00	0	0.00	0	0.00	0	0.00	0.00	0.00
EXPENDITURES										
5001 SALARIES AND WAGES	3,358.98	6,054.73	13	3,509.80	0	6,268.29	0	0.00	0.00	-6,268.29
5010 COMMODITIES	175.64	755.34	9	325.03	0	325.03	0	0.00	0.00	-325.03
5020 SERVICES	0.00	9,939.00	8	3,487.00	0	16,799.40	0	0.00	0.00	-16,799.40
TOTAL EXPENDITURES	3,534.62	16,749.07	10	7,321.83	0	23,392.72	0	0.00	0.00	-23,392.72
NET CHANGE IN FUND BALANCE	-3,534.62	-16,749.07		-7,321.83		-23,392.72		0.00	0.00	23,392.72



FUND DEPT 1080-036 : GENERAL CORPORATE - PUBLIC DEFENDER

3/13/2023 9:16:54 AM

PERIOD ENDING 2/28/2023

	ACTUAL LAST YEAR			ACTUAL THIS YEAR				ENCUMBRANCE	BUDGET	UNENCUMBERED BALANCE
	CURRENT MONTH	YEAR TO DATE	%	CURRENT MONTH	%	YEAR TO DATE	%			
REVENUES										
TOTAL REVENUES	0.00	0.00	0	0.00	0	0.00	0	0.00	0.00	0.00
EXPENDITURES										
5001 SALARIES AND WAGES	99,992.41	178,161.51	13	99,403.46	0	189,481.42	0	0.00	0.00	-189,481.42
5010 COMMODITIES	420.29	1,572.67	15	1,647.45	275	2,674.79	446	0.00	600.00	-2,074.79
5020 SERVICES	629.59	6,110.59	27	1,672.78	-279	6,313.81	105	0.00	-600.00	-6,913.81
							2			
TOTAL EXPENDITURES	101,042.29	185,844.77	13	102,723.69	0	198,470.02	0	0.00	0.00	-198,470.02
NET CHANGE IN FUND BALANCE	-101,042.29	-185,844.77		-102,723.69		-198,470.02		0.00	0.00	198,470.02



FUND DEPT 1080-040 : GENERAL CORPORATE - SHERIFF

3/13/2023 9:16:54 AM

PERIOD ENDING 2/28/2023

	ACTUAL LAST YEAR			ACTUAL THIS YEAR				ENCUMBRANCE	BUDGET	UNENCUMBERED BALANCE
	CURRENT MONTH	YEAR TO DATE	%	CURRENT MONTH	%	YEAR TO DATE	%			
REVENUES										
4004 INTERGOVERNMENTAL REVENUE	0.00	0.00	0	73,667.49	0	82,055.71	0	0.00	0.00	-82,055.71
4007 CHARGES FOR SERVICES	2,459.00	13,660.00	7	10,289.75	0	19,063.15	0	0.00	0.00	-19,063.15
4009 MISCELLANEOUS REVENUES	0.00	0.00	0	1,766.00	0	1,766.00	0	0.00	0.00	-1,766.00
TOTAL REVENUES	2,459.00	13,660.00	1	85,723.24	0	102,884.86	0	0.00	0.00	-102,884.86
EXPENDITURES										
5001 SALARIES AND WAGES	21,924.42	38,367.72	14	23,718.29	0	41,327.82	0	0.00	0.00	-41,327.82
5002 LAW ENFORCEMENT SALARIES	336,649.67	625,619.33	14	335,712.09	0	610,681.34	0	0.00	0.00	-610,681.34
5010 COMMODITIES	24,808.27	31,286.31	15	18,911.58	-30	48,862.69	-79	0.00	-62,185.00	-111,047.69
5020 SERVICES	10,164.06	315,394.28	31	135,723.03	218	333,955.79	537	0.00	62,185.00	-271,770.79
TOTAL EXPENDITURES	393,546.42	1,010,667.64	16	514,064.99	0	1,034,827.64	0	0.00	0.00	-1,034,827.64
OTHER FINANCING SOURCES (USES)										
TOTAL OTHER FINANCING SOURCES (USES)	0.00	0.00		0.00		0.00		0.00	0.00	0.00
NET CHANGE IN FUND BALANCE	-391,087.42	-997,007.64		-428,341.75		-931,942.78		0.00	0.00	931,942.78



FUND DEPT 1080-041 : GENERAL CORPORATE - STATES ATTORNEY

3/13/2023 9:16:54 AM

PERIOD ENDING 2/28/2023

	ACTUAL LAST YEAR			ACTUAL THIS YEAR				ENCUMBRANCE	BUDGET	UNENCUMBERED BALANCE
	CURRENT MONTH	YEAR TO DATE	%	CURRENT MONTH	%	YEAR TO DATE	%			
REVENUES										
4004 INTERGOVERNMENTAL REVENUE	0.00	0.00	0	0.00	0	16,500.00	0	0.00	0.00	-16,500.00
TOTAL REVENUES	0.00	0.00	0	0.00	0	16,500.00	0	0.00	0.00	-16,500.00
EXPENDITURES										
5001 SALARIES AND WAGES	192,189.88	333,463.35	14	193,526.43	0	339,896.91	0	0.00	0.00	-339,896.91
5010 COMMODITIES	5,183.08	6,048.06	18	4,479.30	49	8,026.49	88	2,427.57	9,100.00	-1,354.06
5020 SERVICES	8,426.71	52,891.14	37	12,940.45	-136	58,672.56	-618	0.00	-9,500.00	-68,172.56
TOTAL EXPENDITURES	205,799.67	392,402.55	15	210,946.18	527	406,595.96	101	2,427.57	-400.00	-409,423.53
					37		649			
OTHER FINANCING SOURCES (USES)										
TOTAL OTHER FINANCING SOURCES (USES)	0.00	0.00		0.00		0.00		0.00	0.00	0.00
NET CHANGE IN FUND BALANCE	-205,799.67	-392,402.55		-210,946.18		-390,095.96		-2,427.57	400.00	392,923.53




FUND DEPT 1080-042 : GENERAL CORPORATE - CORONER

3/13/2023 9:16:54 AM

PERIOD ENDING 2/28/2023

	ACTUAL LAST YEAR			ACTUAL THIS YEAR				ENCUMBRANCE	BUDGET	UNENCUMBERED BALANCE
	CURRENT MONTH	YEAR TO DATE	%	CURRENT MONTH	%	YEAR TO DATE	%			
REVENUES										
4004 INTERGOVERNMENTAL REVENUE	0.00	0.00	0	0.00	0	5,130.00	100	0.00	5,130.00	0.00
4007 CHARGES FOR SERVICES	9,765.00	13,953.00	24	7,480.00	0	13,130.00	0	0.00	0.00	-13,130.00
4009 MISCELLANEOUS REVENUES	0.00	0.00	0	1,775.00	0	1,775.00	0	0.00	0.00	-1,775.00
TOTAL REVENUES	9,765.00	13,953.00	20	9,255.00	180	20,035.00	391	0.00	5,130.00	-14,905.00
EXPENDITURES										
5001 SALARIES AND WAGES	35,507.43	60,474.70	12	31,263.66	0	61,532.72	0	0.00	0.00	-61,532.72
5003 FRINGE BENEFITS	100.00	100.00	8	0.00	0	0.00	0	0.00	0.00	0.00
5010 COMMODITIES	1,107.27	1,107.27	4	1,184.97	23	2,454.81	48	0.00	5,130.00	2,675.19
5020 SERVICES	8,502.12	9,139.68	5	11,093.39	0	15,452.77	0	0.00	0.00	-15,452.77
TOTAL EXPENDITURES	45,216.82	70,821.65	10	43,542.02	849	79,440.30	154	0.00	5,130.00	-74,310.30
NET CHANGE IN FUND BALANCE	-35,451.82	-56,868.65		-34,287.02		-59,405.30		0.00	0.00	59,405.30



PERIOD ENDING 2/28/2023

	ACTUAL LAST YEAR			ACTUAL THIS YEAR				ENCUMBRANCE	BUDGET	UNENCUMBERED BALANCE
	CURRENT MONTH	YEAR TO DATE	%	CURRENT MONTH	%	YEAR TO DATE	%			
REVENUES										
TOTAL REVENUES	0.00	0.00	0	0.00	0	0.00	0	0.00	0.00	0.00
EXPENDITURES										
5001 SALARIES AND WAGES	10,365.20	18,139.10	13	6,069.00	0	13,755.32	0	0.00	0.00	-13,755.32
5010 COMMODITIES	367.54	367.54	10	168.53	0	370.45	0	0.00	0.00	-370.45
5020 SERVICES	1,125.68	1,396.88	5	1,397.81	0	1,511.77	0	0.00	0.00	-1,511.77
TOTAL EXPENDITURES	11,858.42	19,903.52	12	7,635.34	0	15,637.54	0	0.00	0.00	-15,637.54
NET CHANGE IN FUND BALANCE	-11,858.42	-19,903.52		-7,635.34		-15,637.54		0.00	0.00	15,637.54



FUND DEPT 1080-051 : GENERAL CORPORATE - JUVENILE DETENTION CENTER

3/13/2023 9:16:54 AM

PERIOD ENDING 2/28/2023

	ACTUAL LAST YEAR			ACTUAL THIS YEAR				ENCUMBRANCE	BUDGET	UNENCUMBERED BALANCE
	CURRENT MONTH	YEAR TO DATE	%	CURRENT MONTH	%	YEAR TO DATE	%			
REVENUES										
TOTAL REVENUES	0.00	0.00	0	0.00	0	0.00	0	0.00	0.00	0.00
EXPENDITURES										
5001 SALARIES AND WAGES	85,994.54	154,587.18	10	104,958.00	0	179,908.49	0	0.00	0.00	-179,908.49
5010 COMMODITIES	2,891.61	5,075.19	15	6,283.90	15	9,531.98	22	0.00	42,700.00	33,168.02
5020 SERVICES	18,309.30	35,449.33	17	15,753.07	-37	46,643.47	-109	0.00	-42,700.00	-89,343.47
TOTAL EXPENDITURES	107,195.45	195,111.70	11	126,994.97	0	236,083.94	0	0.00	0.00	-236,083.94
OTHER FINANCING SOURCES (USES)										
TOTAL OTHER FINANCING SOURCES (USES)	0.00	0.00		0.00		0.00		0.00	0.00	0.00
NET CHANGE IN FUND BALANCE	-107,195.45	-195,111.70		-126,994.97		-236,083.94		0.00	0.00	236,083.94



FUND DEPT 1080-052 : GENERAL CORPORATE - COURT SERVICES -PROBATION

3/13/2023 9:16:54 AM

PERIOD ENDING 2/28/2023

	ACTUAL LAST YEAR			ACTUAL THIS YEAR				ENCUMBRANCE	BUDGET	UNENCUMBERED BALANCE
	CURRENT MONTH	YEAR TO DATE	%	CURRENT MONTH	%	YEAR TO DATE	%			
REVENUES										
TOTAL REVENUES	0.00	0.00	0	0.00	0	0.00	0	0.00	0.00	0.00
EXPENDITURES										
5001 SALARIES AND WAGES	123,174.21	215,387.18	13	147,742.82	0	245,928.79	0	0.00	0.00	-245,928.79
5010 COMMODITIES	769.07	1,285.55	7	364.32	0	549.31	0	0.00	0.00	-549.31
5020 SERVICES	149.62	373.92	4	182.31	0	565.65	0	0.00	0.00	-565.65
TOTAL EXPENDITURES	124,092.90	217,046.65	13	148,289.45	0	247,043.75	0	0.00	0.00	-247,043.75
OTHER FINANCING SOURCES (USES)										
TOTAL OTHER FINANCING SOURCES (USES)	0.00	0.00		0.00		0.00		0.00	0.00	0.00
NET CHANGE IN FUND BALANCE	-124,092.90	-217,046.65		-148,289.45		-247,043.75		0.00	0.00	247,043.75



FUND DEPT 1080-057 : GENERAL CORPORATE - DEPUTY SHERIFF MERIT COMM

3/13/2023 9:16:54 AM

PERIOD ENDING 2/28/2023

	ACTUAL LAST YEAR			ACTUAL THIS YEAR				ENCUMBRANCE	BUDGET	UNENCUMBERED BALANCE
	CURRENT MONTH	YEAR TO DATE	%	CURRENT MONTH	%	YEAR TO DATE	%			
REVENUES										
TOTAL REVENUES	0.00	0.00	0	0.00	0	0.00	0	0.00	0.00	0.00
EXPENDITURES										
5001 SALARIES AND WAGES	90.00	90.00	9	0.00	0	0.00	0	0.00	0.00	0.00
5020 SERVICES	506.21	506.21	3	3,843.00	0	5,175.00	0	0.00	0.00	-5,175.00
TOTAL EXPENDITURES	596.21	596.21	3	3,843.00	0	5,175.00	0	0.00	0.00	-5,175.00
NET CHANGE IN FUND BALANCE	-596.21	-596.21		-3,843.00		-5,175.00		0.00	0.00	5,175.00



FUND DEPT 1080-059 : GENERAL CORPORATE - FACILITIES PLANNING

3/13/2023 9:16:54 AM

PERIOD ENDING 2/28/2023

	ACTUAL LAST YEAR			ACTUAL THIS YEAR				ENCUMBRANCE	BUDGET	UNENCUMBERED BALANCE
	CURRENT MONTH	YEAR TO DATE	%	CURRENT MONTH	%	YEAR TO DATE	%			
EXPENDITURES										
TOTAL EXPENDITURES	0.00	0.00	0	0.00	0	0.00	0	0.00	0.00	0.00
NET CHANGE IN FUND BALANCE	0.00	0.00		0.00		0.00		0.00	0.00	0.00



PERIOD ENDING 2/28/2023

	ACTUAL LAST YEAR			ACTUAL THIS YEAR				ENCUMBRANCE	BUDGET	UNENCUMBERED BALANCE
	CURRENT MONTH	YEAR TO DATE	%	CURRENT MONTH	%	YEAR TO DATE	%			
REVENUES										
4009 MISCELLANEOUS REVENUES	531.91	1,395.02	4	0.00	0	26.50	0	0.00	0.00	-26.50
4010 RENTS AND ROYALTIES	15,166.12	30,032.48	3	42,997.63	0	276,119.92	0	0.00	0.00	-276,119.92
TOTAL REVENUES	15,698.03	31,427.50	3	42,997.63	0	276,146.42	0	0.00	0.00	-276,146.42
EXPENDITURES										
5001 SALARIES AND WAGES	82,531.13	139,181.10	14	81,945.22	0	144,333.19	0	0.00	0.00	-144,333.19
5010 COMMODITIES	8,702.35	23,689.50	20	9,477.58	0	23,376.64	0	0.00	0.00	-23,376.64
5020 SERVICES	75,924.12	101,954.17	6	53,205.74	0	127,559.50	0	0.00	0.00	-127,559.50
TOTAL EXPENDITURES	167,157.60	264,824.77	9	144,628.54	0	295,269.33	0	0.00	0.00	-295,269.33
OTHER FINANCING SOURCES (USES)										
TOTAL OTHER FINANCING SOURCES (USES)	0.00	0.00		0.00		0.00		0.00	0.00	0.00
NET CHANGE IN FUND BALANCE	-151,459.57	-233,397.27		-101,630.91		-19,122.91		0.00	0.00	19,122.91



FUND DEPT 1080-072 : GENERAL CORPORATE - ADA COMPLIANCE

3/13/2023 9:16:54 AM

PERIOD ENDING 2/28/2023

	ACTUAL LAST YEAR			ACTUAL THIS YEAR				ENCUMBRANCE	BUDGET	UNENCUMBERED BALANCE
	CURRENT MONTH	YEAR TO DATE	%	CURRENT MONTH	%	YEAR TO DATE	%			
EXPENDITURES										
TOTAL EXPENDITURES	0.00	0.00	0	0.00	0	0.00	0	0.00	0.00	0.00
NET CHANGE IN FUND BALANCE	0.00	0.00		0.00		0.00		0.00	0.00	0.00



FUND DEPT 1080-075 : GENERAL CORPORATE - GENERAL COUNTY

3/13/2023 9:16:54 AM

PERIOD ENDING 2/28/2023

	ACTUAL LAST YEAR			ACTUAL THIS YEAR				ENCUMBRANCE	BUDGET	UNENCUMBERED BALANCE
	CURRENT MONTH	YEAR TO DATE	%	CURRENT MONTH	%	YEAR TO DATE	%			
REVENUES										
4003 OTHER TAXES	0.00	0.00	0	2,324.63	0	2,324.63	0	0.00	0.00	-2,324.63
4004 INTERGOVERNMENTAL REVENUE	9,625.42	9,625.42	0	287,813.04	0	786,496.50	0	0.00	0.00	-786,496.50
4008 INVESTMENT EARNINGS	1,025.05	1,985.94	20	4,808.29	0	13,260.92	0	0.00	0.00	-13,260.92
TOTAL REVENUES	10,650.47	11,611.36	0	294,945.96	0	802,082.05	0	0.00	0.00	-802,082.05
EXPENDITURES										
5003 FRINGE BENEFITS	252,433.19	253,987.49	8	486,911.43	0	486,911.43	0	0.00	0.00	-486,911.43
5020 SERVICES	23,030.00	83,360.00	13	1,001.00	0	86,475.69	0	0.00	0.00	-86,475.69
TOTAL EXPENDITURES	275,463.19	337,347.49	9	487,912.43	0	573,387.12	0	0.00	0.00	-573,387.12
OTHER FINANCING SOURCES (USES)										
TOTAL OTHER FINANCING SOURCES (USES)	0.00	0.00		0.00		0.00		0.00	0.00	0.00
NET CHANGE IN FUND BALANCE	-264,812.72	-325,736.13		-192,966.47		228,694.93		0.00	0.00	-228,694.93



FUND DEPT 1080-077 : GENERAL CORPORATE - ZONING AND ENFORCE (P&Z)

3/13/2023 9:16:54 AM

PERIOD ENDING 2/28/2023

	ACTUAL LAST YEAR			ACTUAL THIS YEAR				ENCUMBRANCE	BUDGET	UNENCUMBERED BALANCE
	CURRENT MONTH	YEAR TO DATE	%	CURRENT MONTH	%	YEAR TO DATE	%			
REVENUES										
4006 LICENSES AND PERMITS	4,352.00	6,777.00	3	0.00	0	1,540.00	0	0.00	0.00	-1,540.00
4007 CHARGES FOR SERVICES	0.00	300.00	2	0.00	0	4,690.00	0	0.00	0.00	-4,690.00
TOTAL REVENUES	4,352.00	7,077.00	3	0.00	0	6,230.00	0	0.00	0.00	-6,230.00
EXPENDITURES										
5001 SALARIES AND WAGES	28,746.73	58,830.29	12	29,372.28	0	50,219.56	0	0.00	0.00	-50,219.56
5010 COMMODITIES	74.40	1,632.32	33	1,735.62	0	1,735.62	0	0.00	0.00	-1,735.62
5020 SERVICES	492.57	561.19	3	748.80	0	998.80	0	0.00	0.00	-998.80
TOTAL EXPENDITURES	29,313.70	61,023.80	11	31,856.70	0	52,953.98	0	0.00	0.00	-52,953.98
NET CHANGE IN FUND BALANCE	-24,961.70	-53,946.80		-31,856.70		-46,723.98		0.00	0.00	46,723.98



FUND DEPT 1080-124 : GENERAL CORPORATE - REGIONAL OFFICE EDUCATION

3/13/2023 9:16:54 AM

PERIOD ENDING 2/28/2023

	ACTUAL LAST YEAR			ACTUAL THIS YEAR				ENCUMBRANCE	BUDGET	UNENCUMBERED BALANCE
	CURRENT MONTH	YEAR TO DATE	%	CURRENT MONTH	%	YEAR TO DATE	%			
EXPENDITURES										
5020 SERVICES	0.00	39,037.02	17	0.00	0	40,136.72	0	0.00	0.00	-40,136.72
TOTAL EXPENDITURES	0.00	39,037.02	17	0.00	0	40,136.72	0	0.00	0.00	-40,136.72
NET CHANGE IN FUND BALANCE	0.00	-39,037.02		0.00		-40,136.72		0.00	0.00	40,136.72



FUND DEPT 1080-127 : GENERAL CORPORATE - VETERANS ASSISTNC COMMSN

3/13/2023 9:16:54 AM

PERIOD ENDING 2/28/2023

	ACTUAL LAST YEAR			ACTUAL THIS YEAR				ENCUMBRANCE	BUDGET	UNENCUMBERED BALANCE
	CURRENT MONTH	YEAR TO DATE	%	CURRENT MONTH	%	YEAR TO DATE	%			
REVENUES										
TOTAL REVENUES	0.00	0.00	0	0.00	0	0.00	0	0.00	0.00	0.00
EXPENDITURES										
5001 SALARIES AND WAGES	3,680.64	6,441.12	13	3,864.96	0	6,763.68	0	0.00	0.00	-6,763.68
5020 SERVICES	7,910.00	14,985.00	17	7,649.00	0	14,249.00	0	0.00	0.00	-14,249.00
TOTAL EXPENDITURES	11,590.64	21,426.12	16	11,513.96	0	21,012.68	0	0.00	0.00	-21,012.68
NET CHANGE IN FUND BALANCE	-11,590.64	-21,426.12		-11,513.96		-21,012.68		0.00	0.00	21,012.68



PERIOD ENDING 2/28/2023

	ACTUAL LAST YEAR			ACTUAL THIS YEAR				ENCUMBRANCE	BUDGET	UNENCUMBERED BALANCE
	CURRENT MONTH	YEAR TO DATE	%	CURRENT MONTH	%	YEAR TO DATE	%			
REVENUES										
<i>TOTAL REVENUES</i>	<i>0.00</i>	<i>0.00</i>	<i>0</i>	<i>0.00</i>	<i>0</i>	<i>0.00</i>	<i>0</i>	<i>0.00</i>	<i>0.00</i>	<i>0.00</i>
EXPENDITURES										
<i>TOTAL EXPENDITURES</i>	<i>0.00</i>	<i>0.00</i>	<i>0</i>	<i>0.00</i>	<i>0</i>	<i>0.00</i>	<i>0</i>	<i>0.00</i>	<i>0.00</i>	<i>0.00</i>
OTHER FINANCING SOURCES (USES)										
<i>TOTAL OTHER FINANCING SOURCES (USES)</i>	<i>0.00</i>	<i>0.00</i>		<i>0.00</i>		<i>0.00</i>		<i>0.00</i>	<i>0.00</i>	<i>0.00</i>
NET CHANGE IN FUND BALANCE	0.00	0.00		0.00		0.00		0.00	0.00	0.00



FUND DEPT 1080-140 : GENERAL CORPORATE - CORRECTIONAL CENTER

3/13/2023 9:16:54 AM

PERIOD ENDING 2/28/2023

	ACTUAL LAST YEAR			ACTUAL THIS YEAR				ENCUMBRANCE	BUDGET	UNENCUMBERED BALANCE
	CURRENT MONTH	YEAR TO DATE	%	CURRENT MONTH	%	YEAR TO DATE	%			
REVENUES										
4007 CHARGES FOR SERVICES	0.00	0.00	0	10,806.00	0	10,806.00	0	0.00	0.00	-10,806.00
4009 MISCELLANEOUS REVENUES	0.00	0.00	0	20.00	0	1,230.00	0	0.00	0.00	-1,230.00
TOTAL REVENUES	0.00	0.00	0	10,826.00	0	12,036.00	0	0.00	0.00	-12,036.00
EXPENDITURES										
5001 SALARIES AND WAGES	228,431.96	425,631.24	13	264,585.12	0	451,405.89	0	0.00	0.00	-451,405.89
5002 LAW ENFORCEMENT SALARIES	155,678.34	270,265.21	13	101,707.38	0	180,300.84	0	0.00	0.00	-180,300.84
5010 COMMODITIES	15,269.99	31,096.19	12	45,885.71	237	97,741.43	504	0.00	19,380.48	-78,360.95
5020 SERVICES	188,571.25	344,331.21	14	173,469.64	-895	633,462.74	326 9	0.00	-19,380.48	-652,843.22
TOTAL EXPENDITURES	587,951.54	1,071,323.85	13	585,647.85	0	1,362,910.90	0	0.00	0.00	-1,362,910.90
OTHER FINANCING SOURCES (USES)										
TOTAL OTHER FINANCING SOURCES (USES)	0.00	0.00		0.00		0.00		0.00	0.00	0.00
NET CHANGE IN FUND BALANCE	-587,951.54	-1,071,323.85		-574,821.85		-1,350,874.90		0.00	0.00	1,350,874.90




FUND DEPT 1080-141 : GENERAL CORPORATE - STS ATTY SUPPORT ENFORCE

3/13/2023 9:16:54 AM

PERIOD ENDING 2/28/2023

	ACTUAL LAST YEAR			ACTUAL THIS YEAR				ENCUMBRANCE	BUDGET	UNENCUMBERED BALANCE
	CURRENT MONTH	YEAR TO DATE	%	CURRENT MONTH	%	YEAR TO DATE	%			
REVENUES										
TOTAL REVENUES	0.00	0.00	0	0.00	0	0.00	0	0.00	0.00	0.00
EXPENDITURES										
5001 SALARIES AND WAGES	18,397.66	32,195.89	14	18,107.64	0	33,559.60	0	0.00	0.00	-33,559.60
5003 FRINGE BENEFITS	6,575.28	7,121.67	8	10,589.18	0	12,070.94	0	0.00	0.00	-12,070.94
5010 COMMODITIES	71.79	448.76	5	43.56	0	163.37	0	0.00	0.00	-163.37
5020 SERVICES	41.45	202.90	1	41.48	10	82.96	21	0.00	400.00	317.04
TOTAL EXPENDITURES	25,086.18	39,969.22	11	28,781.86	719 5	45,876.87	114 69	0.00	400.00	-45,476.87
NET CHANGE IN FUND BALANCE	-25,086.18	-39,969.22		-28,781.86		-45,876.87		0.00	-400.00	45,476.87



PERIOD ENDING 2/28/2023

	ACTUAL LAST YEAR			ACTUAL THIS YEAR				ENCUMBRANCE	BUDGET	UNENCUMBERED BALANCE
	CURRENT MONTH	YEAR TO DATE	%	CURRENT MONTH	%	YEAR TO DATE	%			
REVENUES										
4004 INTERGOVERNMENTAL REVENUE	369,148.10	990,656.14	4	3,073,769.59	107 5	3,119,871.84	109 1	0.00	286,000.00	-2,833,871.84
4007 CHARGES FOR SERVICES	105,239.67	129,700.37	8	35,619.89	0	54,057.61	0	0.00	0.00	-54,057.61
4008 INVESTMENT EARNINGS	239.94	487.70	10	1,640.07	0	7,860.98	0	0.00	0.00	-7,860.98
4009 MISCELLANEOUS REVENUES	0.00	0.00	0	0.00	0	19,371.79	0	0.00	0.00	-19,371.79
TOTAL REVENUES	474,627.71	1,120,844.21	4	3,111,029.55	108 8	3,201,162.22	111 9	0.00	286,000.00	-2,915,162.22
EXPENDITURES										
5001 SALARIES AND WAGES	428,258.09	746,391.61	10	446,291.73	134 8	787,174.18	237 8	0.00	33,099.00	-754,075.18
5003 FRINGE BENEFITS	120,650.12	133,009.52	8	190,814.77	763	225,910.15	904	0.00	25,000.00	-200,910.15
5010 COMMODITIES	10,183.89	16,557.21	5	29,457.76	33	37,616.03	43	0.00	88,273.00	50,656.97
5020 SERVICES	909,661.41	2,061,299.46	10	3,123,400.39	223 7	3,532,730.97	253 0	0.00	139,628.00	-3,393,102.97
TOTAL EXPENDITURES	1,468,753.51	2,957,257.80	10	3,789,964.65	132 5	4,583,431.33	160 3	0.00	286,000.00	-4,297,431.33
OTHER FINANCING SOURCES (USES)										
6001 OTHER FINANCING SOURCES	5,334.48	5,334.48	1	7,034.57	0	7,034.57	0	0.00	0.00	-7,034.57
7001 OTHER FINANCING USES	-5,334.48	-5,334.48	2	-7,034.57	0	-7,034.57	0	0.00	0.00	7,034.57
TOTAL OTHER FINANCING SOURCES (USES)	0.00	0.00		0.00		0.00		0.00	0.00	0.00
NET CHANGE IN FUND BALANCE	-994,125.80	-1,836,413.59		-678,935.10		-1,382,269.11		0.00	0.00	1,382,269.11



FUND DEPT 2076-011 : TORT IMMUNITY TAX FUND - SOLID WASTE MGMT

3/13/2023 9:16:54 AM

PERIOD ENDING 2/28/2023

	ACTUAL LAST YEAR			ACTUAL THIS YEAR				ENCUMBRANCE	BUDGET	UNENCUMBERED BALANCE
	CURRENT MONTH	YEAR TO DATE	%	CURRENT MONTH	%	YEAR TO DATE	%			
EXPENDITURES										
TOTAL EXPENDITURES	0.00	0.00	0	0.00	0	0.00	0	0.00	0.00	0.00
NET CHANGE IN FUND BALANCE	0.00	0.00		0.00		0.00		0.00	0.00	0.00



FUND DEPT 2076-075 : TORT IMMUNITY TAX FUND - GENERAL COUNTY

3/13/2023 9:16:54 AM

PERIOD ENDING 2/28/2023

	ACTUAL LAST YEAR			ACTUAL THIS YEAR				ENCUMBRANCE	BUDGET	UNENCUMBERED BALANCE
	CURRENT MONTH	YEAR TO DATE	%	CURRENT MONTH	%	YEAR TO DATE	%			
REVENUES										
4008 INVESTMENT EARNINGS	0.00	0.00	0	663.09	0	3,545.55	0	0.00	0.00	-3,545.55
TOTAL REVENUES	0.00	0.00	0	663.09	0	3,545.55	0	0.00	0.00	-3,545.55
EXPENDITURES										
5003 FRINGE BENEFITS	76,923.86	76,923.86	7	0.00	0	58,537.61	0	0.00	0.00	-58,537.61
TOTAL EXPENDITURES	76,923.86	76,923.86	3	0.00	0	58,537.61	0	0.00	0.00	-58,537.61
OTHER FINANCING SOURCES (USES)										
6001 OTHER FINANCING SOURCES	0.00	0.00	0	1,212.99	0	1,212.99	0	0.00	0.00	-1,212.99
TOTAL OTHER FINANCING SOURCES (USES)	0.00	0.00		1,212.99		1,212.99		0.00	0.00	-1,212.99
NET CHANGE IN FUND BALANCE	-76,923.86	-76,923.86		1,876.08		-53,779.07		0.00	0.00	53,779.07



FUND DEPT 2083-060 : COUNTY HIGHWAY - HIGHWAY

3/13/2023 9:16:54 AM

PERIOD ENDING 2/28/2023

	ACTUAL LAST YEAR			ACTUAL THIS YEAR				ENCUMBRANCE	BUDGET	UNENCUMBERED BALANCE
	CURRENT MONTH	YEAR TO DATE	%	CURRENT MONTH	%	YEAR TO DATE	%			
REVENUES										
4007 CHARGES FOR SERVICES	3,100.84	3,150.84	1	7,448.35	0	7,448.35	0	0.00	0.00	-7,448.35
4008 INVESTMENT EARNINGS	260.20	488.08	16	3,511.64	0	10,840.30	0	0.00	0.00	-10,840.30
4009 MISCELLANEOUS REVENUES	0.00	0.00	0	225.00	0	710.10	0	0.00	0.00	-710.10
TOTAL REVENUES	3,361.04	3,638.92	0	11,184.99	0	18,998.75	0	0.00	0.00	-18,998.75
EXPENDITURES										
5001 SALARIES AND WAGES	129,926.97	211,013.17	14	124,045.27	0	215,680.75	0	0.00	0.00	-215,680.75
5003 FRINGE BENEFITS	38,653.31	42,031.57	8	51,626.88	0	65,444.32	0	0.00	0.00	-65,444.32
5010 COMMODITIES	1,874.86	19,555.20	8	21,273.73	212 7	28,132.49	281 3	0.00	1,000.00	-27,132.49
5020 SERVICES	21,779.36	77,421.88	12	40,140.42	401 4	101,337.25	101 34	0.00	-1,000.00	-102,337.25
8000 CAPITAL OUTLAY	0.00	0.00	0	13,172.00	0	18,572.00	0	0.00	0.00	-18,572.00
TOTAL EXPENDITURES	192,234.50	350,021.82	10	250,258.30	0	429,166.81	0	0.00	0.00	-429,166.81
OTHER FINANCING SOURCES (USES)										
TOTAL OTHER FINANCING SOURCES (USES)	0.00	0.00		0.00		0.00		0.00	0.00	0.00
NET CHANGE IN FUND BALANCE	-188,873.46	-346,382.90		-239,073.31		-410,168.06		0.00	0.00	410,168.06



FUND DEPT 2083-062 : COUNTY HIGHWAY - HIGHWAY BUILDING CAPITAL

3/13/2023 9:16:54 AM

PERIOD ENDING 2/28/2023

	ACTUAL LAST YEAR			ACTUAL THIS YEAR				ENCUMBRANCE	BUDGET	UNENCUMBERED BALANCE
	CURRENT MONTH	YEAR TO DATE	%	CURRENT MONTH	%	YEAR TO DATE	%			
REVENUES										
TOTAL REVENUES	0.00	0.00	0	0.00	0	0.00	0	0.00	0.00	0.00
EXPENDITURES										
TOTAL EXPENDITURES	0.00	0.00	0	0.00	0	0.00	0	0.00	0.00	0.00
OTHER FINANCING SOURCES (USES)										
TOTAL OTHER FINANCING SOURCES (USES)	0.00	0.00		0.00		0.00		0.00	0.00	0.00
NET CHANGE IN FUND BALANCE	0.00	0.00		0.00		0.00		0.00	0.00	0.00



FUND DEPT 2084-060 : COUNTY BRIDGE - HIGHWAY

3/13/2023 9:16:54 AM

PERIOD ENDING 2/28/2023

	ACTUAL LAST YEAR			ACTUAL THIS YEAR				ENCUMBRANCE	BUDGET	UNENCUMBERED BALANCE
	CURRENT MONTH	YEAR TO DATE	%	CURRENT MONTH	%	YEAR TO DATE	%			
REVENUES										
4004 INTERGOVERNMENTAL REVENUE	0.00	90,367.43	181	0.00	0	0.00	0	0.00	0.00	0.00
4008 INVESTMENT EARNINGS	171.52	314.64	16	2,085.52	0	6,393.28	0	0.00	0.00	-6,393.28
TOTAL REVENUES	171.52	90,682.07	6	2,085.52	0	6,393.28	0	0.00	0.00	-6,393.28
EXPENDITURES										
5020 SERVICES	0.00	1,413.62	1	6,743.61	0	20,681.61	0	12,810.00	0.00	-33,491.61
8000 CAPITAL OUTLAY	0.00	121,068.80	10	110,492.67	0	148,967.67	0	0.00	0.00	-148,967.67
TOTAL EXPENDITURES	0.00	122,482.42	8	117,236.28	0	169,649.28	0	12,810.00	0.00	-182,459.28
OTHER FINANCING SOURCES (USES)										
TOTAL OTHER FINANCING SOURCES (USES)	0.00	0.00		0.00		0.00		0.00	0.00	0.00
NET CHANGE IN FUND BALANCE	171.52	-31,800.35		-115,150.76		-163,256.00		-12,810.00	0.00	176,066.00



FUND DEPT 2085-060 : COUNTY MOTOR FUEL TAX - HIGHWAY

3/13/2023 9:16:54 AM

PERIOD ENDING 2/28/2023

	ACTUAL LAST YEAR			ACTUAL THIS YEAR				ENCUMBRANCE	BUDGET	UNENCUMBERED BALANCE
	CURRENT MONTH	YEAR TO DATE	%	CURRENT MONTH	%	YEAR TO DATE	%			
REVENUES										
4004 INTERGOVERNMENTAL REVENUE	391,086.25	391,086.25	10	284,809.24	0	284,809.24	0	0.00	0.00	-284,809.24
4007 CHARGES FOR SERVICES	353.21	353.21	0	0.00	0	0.00	0	0.00	0.00	0.00
4008 INVESTMENT EARNINGS	608.79	1,095.99	22	13,464.41	0	39,424.39	0	0.00	0.00	-39,424.39
4009 MISCELLANEOUS REVENUES	0.00	740.00	0	0.00	0	0.00	0	0.00	0.00	0.00
TOTAL REVENUES	392,048.25	393,275.45	10	298,273.65	0	324,233.63	0	0.00	0.00	-324,233.63
EXPENDITURES										
5001 SALARIES AND WAGES	13,549.08	27,098.26	15	13,928.08	0	27,856.16	0	0.00	0.00	-27,856.16
5020 SERVICES	25,245.47	100,013.21	6	9,569.58	0	19,575.26	0	1,839.69	0.00	-21,414.95
TOTAL EXPENDITURES	38,794.55	127,111.47	7	23,497.66	0	47,431.42	0	1,839.69	0.00	-49,271.11
NET CHANGE IN FUND BALANCE	353,253.70	266,163.98		274,775.99		276,802.21		-1,839.69	0.00	-274,962.52



FUND DEPT 2088-044 : ILL.MUNICIPAL RETIREMENT - NURSING HOME

3/13/2023 9:16:54 AM

PERIOD ENDING 2/28/2023

	ACTUAL LAST YEAR			ACTUAL THIS YEAR				ENCUMBRANCE	BUDGET	UNENCUMBERED BALANCE
	CURRENT MONTH	YEAR TO DATE	%	CURRENT MONTH	%	YEAR TO DATE	%			
EXPENDITURES										
<i>TOTAL EXPENDITURES</i>	<i>0.00</i>	<i>0.00</i>	<i>0</i>	<i>0.00</i>	<i>0</i>	<i>0.00</i>	<i>0</i>	<i>0.00</i>	<i>0.00</i>	<i>0.00</i>
OTHER FINANCING SOURCES (USES)										
<i>TOTAL OTHER FINANCING SOURCES (USES)</i>	<i>0.00</i>	<i>0.00</i>		<i>0.00</i>		<i>0.00</i>		<i>0.00</i>	<i>0.00</i>	<i>0.00</i>
NET CHANGE IN FUND BALANCE	0.00	0.00		0.00		0.00		0.00	0.00	0.00



FUND DEPT 2088-073 : ILL.MUNICIPAL RETIREMENT - ILL.MUNICIPAL RETIREMENT

3/13/2023 9:16:54 AM

PERIOD ENDING 2/28/2023

	ACTUAL LAST YEAR			ACTUAL THIS YEAR				ENCUMBRANCE	BUDGET	UNENCUMBERED BALANCE
	CURRENT MONTH	YEAR TO DATE	%	CURRENT MONTH	%	YEAR TO DATE	%			
REVENUES										
4008 INVESTMENT EARNINGS	53.61	132.70	16	977.81	0	4,328.99	0	0.00	0.00	-4,328.99
TOTAL REVENUES	53.61	132.70	0	977.81	0	4,328.99	0	0.00	0.00	-4,328.99
EXPENDITURES										
5003 FRINGE BENEFITS	182,845.38	182,845.38	5	0.00	0	87,272.38	0	0.00	0.00	-87,272.38
TOTAL EXPENDITURES	182,845.38	182,845.38	5	0.00	0	87,272.38	0	0.00	0.00	-87,272.38
OTHER FINANCING SOURCES (USES)										
6001 OTHER FINANCING SOURCES	19,445.85	6,302.44	1	6,556.20	0	6,556.20	0	0.00	0.00	-6,556.20
TOTAL OTHER FINANCING SOURCES (USES)	19,445.85	6,302.44		6,556.20		6,556.20		0.00	0.00	-6,556.20
NET CHANGE IN FUND BALANCE	-163,345.92	-176,410.24		7,534.01		-76,387.19		0.00	0.00	76,387.19



PERIOD ENDING 2/28/2023

	ACTUAL LAST YEAR			ACTUAL THIS YEAR				ENCUMBRANCE	BUDGET	UNENCUMBERED BALANCE
	CURRENT MONTH	YEAR TO DATE	%	CURRENT MONTH	%	YEAR TO DATE	%			
REVENUES										
TOTAL REVENUES	0.00	0.00	0	0.00	0	0.00	0	0.00	0.00	0.00
EXPENDITURES										
TOTAL EXPENDITURES	0.00	0.00	0	0.00	0	0.00	0	0.00	0.00	0.00
NET CHANGE IN FUND BALANCE	0.00	0.00		0.00		0.00		0.00	0.00	0.00



FUND DEPT 2089-049 : COUNTY PUBLIC HEALTH FUND - BOARD OF HEALTH

3/13/2023 9:16:54 AM

PERIOD ENDING 2/28/2023

	ACTUAL LAST YEAR			ACTUAL THIS YEAR				ENCUMBRANCE	BUDGET	UNENCUMBERED BALANCE
	CURRENT MONTH	YEAR TO DATE	%	CURRENT MONTH	%	YEAR TO DATE	%			
REVENUES										
4004 INTERGOVERNMENTAL REVENUE	0.00	277,000.00	21	0.00	0	0.00	0	0.00	0.00	0.00
4006 LICENSES AND PERMITS	11,441.00	21,116.00	15	0.00	0	14,025.00	0	0.00	0.00	-14,025.00
4008 INVESTMENT EARNINGS	64.92	101.93	48	395.07	0	1,925.68	0	0.00	0.00	-1,925.68
TOTAL REVENUES	11,505.92	298,217.93	14	395.07	0	15,950.68	0	0.00	0.00	-15,950.68
EXPENDITURES										
5020 SERVICES	8,333.32	10,171.98	0	6,416.66	0	7,731.66	0	0.00	0.00	-7,731.66
TOTAL EXPENDITURES	8,333.32	10,171.98	0	6,416.66	0	7,731.66	0	0.00	0.00	-7,731.66
OTHER FINANCING SOURCES (USES)										
TOTAL OTHER FINANCING SOURCES (USES)	0.00	0.00		0.00		0.00		0.00	0.00	0.00
NET CHANGE IN FUND BALANCE	3,172.60	288,045.95		-6,021.59		8,219.02		0.00	0.00	-8,219.02



FUND DEPT 2090-053 : MENTAL HEALTH - MENTAL HEALTH BOARD

3/13/2023 9:16:54 AM

PERIOD ENDING 2/28/2023

	ACTUAL LAST YEAR			ACTUAL THIS YEAR				ENCUMBRANCE	BUDGET	UNENCUMBERED BALANCE
	CURRENT MONTH	YEAR TO DATE	%	CURRENT MONTH	%	YEAR TO DATE	%			
REVENUES										
4004 INTERGOVERNMENTAL REVENUE	32,952.00	65,904.00	17	0.00	0	0.00	0	0.00	0.00	0.00
4008 INVESTMENT EARNINGS	233.47	448.44	22	1,628.85	0	8,189.88	0	0.00	0.00	-8,189.88
4009 MISCELLANEOUS REVENUES	0.00	0.00	0	0.00	0	100.00	0	0.00	0.00	-100.00
TOTAL REVENUES	33,185.47	66,352.44	1	1,628.85	0	8,289.88	0	0.00	0.00	-8,289.88
EXPENDITURES										
5001 SALARIES AND WAGES	34,425.80	62,237.95	14	36,554.18	0	66,027.66	0	0.00	0.00	-66,027.66
5003 FRINGE BENEFITS	8,759.66	10,032.44	8	12,903.46	0	15,881.59	0	0.00	0.00	-15,881.59
5010 COMMODITIES	145.85	145.85	1	937.41	0	1,159.28	0	0.00	0.00	-1,159.28
5020 SERVICES	456,190.25	1,351,126.43	24	446,278.50	0	1,242,321.64	0	0.00	0.00	-1,242,321.64
TOTAL EXPENDITURES	499,521.56	1,423,542.67	23	496,673.55	0	1,325,390.17	0	0.00	0.00	-1,325,390.17
OTHER FINANCING SOURCES (USES)										
TOTAL OTHER FINANCING SOURCES (USES)	0.00	0.00		0.00		0.00		0.00	0.00	0.00
NET CHANGE IN FUND BALANCE	-466,336.09	-1,357,190.23		-495,044.70		-1,317,100.29		0.00	0.00	1,317,100.29



PERIOD ENDING 2/28/2023

	ACTUAL LAST YEAR			ACTUAL THIS YEAR				ENCUMBRANCE	BUDGET	UNENCUMBERED BALANCE
	CURRENT MONTH	YEAR TO DATE	%	CURRENT MONTH	%	YEAR TO DATE	%			
REVENUES										
4006 LICENSES AND PERMITS	6,845.00	29,133.00	9	10,095.00	0	17,363.00	0	0.00	0.00	-17,363.00
4008 INVESTMENT EARNINGS	34.27	62.53	6	288.26	0	1,273.88	0	0.00	0.00	-1,273.88
4009 MISCELLANEOUS REVENUES	0.00	142.00	0	0.00	0	0.00	0	0.00	0.00	0.00
TOTAL REVENUES	6,879.27	29,337.53	9	10,383.26	0	18,636.88	0	0.00	0.00	-18,636.88
EXPENDITURES										
5001 SALARIES AND WAGES	10,840.41	19,218.09	11	15,739.15	0	27,804.35	0	0.00	0.00	-27,804.35
5003 FRINGE BENEFITS	2,983.88	3,399.49	5	3,172.84	0	4,527.74	0	0.00	0.00	-4,527.74
5010 COMMODITIES	1,736.24	1,736.24	14	8.01	0	1,107.05	0	0.00	0.00	-1,107.05
5020 SERVICES	6,179.24	8,343.64	13	953.65	0	3,242.27	0	0.00	0.00	-3,242.27
TOTAL EXPENDITURES	21,739.77	32,697.46	10	19,873.65	0	36,681.41	0	0.00	0.00	-36,681.41
OTHER FINANCING SOURCES (USES)										
TOTAL OTHER FINANCING SOURCES (USES)	0.00	0.00		0.00		0.00		0.00	0.00	0.00
NET CHANGE IN FUND BALANCE	-14,860.50	-3,359.93		-9,490.39		-18,044.53		0.00	0.00	18,044.53



FUND DEPT 2091-247 : ANIMAL CONTROL - ANIMAL WARDEN SERVICES

3/13/2023 9:16:54 AM

PERIOD ENDING 2/28/2023

	ACTUAL LAST YEAR			ACTUAL THIS YEAR				ENCUMBRANCE	BUDGET	UNENCUMBERED BALANCE
	CURRENT MONTH	YEAR TO DATE	%	CURRENT MONTH	%	YEAR TO DATE	%			
REVENUES										
4004 INTERGOVERNMENTAL REVENUE	18,120.29	39,670.58	20	19,521.79	0	39,043.58	0	0.00	0.00	-39,043.58
4005 FINES AND FORFEITURES	100.00	590.00	6	1,000.00	0	1,000.00	0	0.00	0.00	-1,000.00
TOTAL REVENUES	18,220.29	40,260.58	19	20,521.79	0	40,043.58	0	0.00	0.00	-40,043.58
EXPENDITURES										
5001 SALARIES AND WAGES	9,759.66	17,593.91	14	6,035.51	0	12,453.79	0	0.00	0.00	-12,453.79
5003 FRINGE BENEFITS	3,656.24	3,996.12	7	623.65	0	1,472.26	0	0.00	0.00	-1,472.26
5010 COMMODITIES	1,179.12	1,179.12	4	926.97	-927	1,893.86	1894	0.00	-100.00	-1,993.86
5020 SERVICES	0.00	0.00	0	339.00	0	770.92	0	0.00	0.00	-770.92
TOTAL EXPENDITURES	14,595.02	22,769.15	8	7,925.13	7925	16,590.83	16591	0.00	-100.00	-16,690.83
NET CHANGE IN FUND BALANCE	3,625.27	17,491.43		12,596.66		23,452.75		0.00	100.00	-23,352.75



FUND DEPT 2091-248 : ANIMAL CONTROL - ANIMAL IMPOUND SERVICES

3/13/2023 9:16:54 AM

PERIOD ENDING 2/28/2023

	ACTUAL LAST YEAR			ACTUAL THIS YEAR				ENCUMBRANCE	BUDGET	UNENCUMBERED BALANCE
	CURRENT MONTH	YEAR TO DATE	%	CURRENT MONTH	%	YEAR TO DATE	%			
REVENUES										
4004 INTERGOVERNMENTAL REVENUE	3,430.00	3,430.00	2	7,321.70	0	14,643.40	0	0.00	0.00	-14,643.40
4005 FINES AND FORFEITURES	773.00	2,079.00	5	2,469.00	0	2,469.00	0	0.00	0.00	-2,469.00
TOTAL REVENUES	4,203.00	5,509.00	3	9,790.70	0	17,112.40	0	0.00	0.00	-17,112.40
EXPENDITURES										
5001 SALARIES AND WAGES	10,790.63	18,514.93	13	10,313.41	0	19,454.11	0	0.00	0.00	-19,454.11
5003 FRINGE BENEFITS	2,820.30	3,119.37	5	2,810.46	0	4,036.02	0	0.00	0.00	-4,036.02
5010 COMMODITIES	2,483.32	2,483.32	8	2,821.09	282 1	3,898.65	389 9	0.00	100.00	-3,798.65
TOTAL EXPENDITURES	16,094.25	24,117.62	9	15,944.96	159 45	27,388.78	273 89	0.00	100.00	-27,288.78
NET CHANGE IN FUND BALANCE	-11,891.25	-18,608.62		-6,154.26		-10,276.38		0.00	-100.00	10,176.38



FUND DEPT 2092-074 : LAW LIBRARY - LAW LIBRARY

3/13/2023 9:16:54 AM

PERIOD ENDING 2/28/2023

	ACTUAL LAST YEAR			ACTUAL THIS YEAR				ENCUMBRANCE	BUDGET	UNENCUMBERED BALANCE
	CURRENT MONTH	YEAR TO DATE	%	CURRENT MONTH	%	YEAR TO DATE	%			
REVENUES										
4007 CHARGES FOR SERVICES	0.00	6,821.25	9	0.00	0	0.00	0	0.00	0.00	0.00
4008 INVESTMENT EARNINGS	9.93	17.78	18	83.38	0	374.75	0	0.00	0.00	-374.75
TOTAL REVENUES	9.93	6,839.03	9	83.38	0	374.75	0	0.00	0.00	-374.75
EXPENDITURES										
5010 COMMODITIES	2,824.55	4,497.20	11	2,966.78	0	4,723.06	0	0.00	0.00	-4,723.06
5020 SERVICES	145.66	153.14	0	138.18	0	523.18	0	0.00	0.00	-523.18
TOTAL EXPENDITURES	2,970.21	4,650.34	6	3,104.96	0	5,246.24	0	0.00	0.00	-5,246.24
OTHER FINANCING SOURCES (USES)										
TOTAL OTHER FINANCING SOURCES (USES)	0.00	0.00		0.00		0.00		0.00	0.00	0.00
NET CHANGE IN FUND BALANCE	-2,960.28	2,188.69		-3,021.58		-4,871.49		0.00	0.00	4,871.49



FUND DEPT 2093-031 : FORECLOSURE MEDIATION FND - CIRCUIT COURT

3/13/2023 9:16:54 AM

PERIOD ENDING 2/28/2023

	ACTUAL LAST YEAR			ACTUAL THIS YEAR				ENCUMBRANCE	BUDGET	UNENCUMBERED BALANCE
	CURRENT MONTH	YEAR TO DATE	%	CURRENT MONTH	%	YEAR TO DATE	%			
REVENUES										
4007 CHARGES FOR SERVICES	0.00	150.00	1	0.00	0	0.00	0	0.00	0.00	0.00
4008 INVESTMENT EARNINGS	1.80	3.25	3	7.16	0	30.22	0	0.00	0.00	-30.22
TOTAL REVENUES	1.80	153.25	1	7.16	0	30.22	0	0.00	0.00	-30.22
EXPENDITURES										
5001 SALARIES AND WAGES	540.54	1,244.10	9	0.00	0	0.00	0	0.00	0.00	0.00
5003 FRINGE BENEFITS	46.96	60.75	4	0.00	0	0.00	0	0.00	0.00	0.00
5020 SERVICES	0.00	0.00	0	7.49	0	14.98	0	0.00	0.00	-14.98
TOTAL EXPENDITURES	587.50	1,304.85	4	7.49	0	14.98	0	0.00	0.00	-14.98
OTHER FINANCING SOURCES (USES)										
TOTAL OTHER FINANCING SOURCES (USES)	0.00	0.00		0.00		0.00		0.00	0.00	0.00
NET CHANGE IN FUND BALANCE	-585.70	-1,151.60		-0.33		15.24		0.00	0.00	-15.24




FUND DEPT 2101-054 : I/DD SPECIAL INITIATIVES - CILA PROJECT

3/13/2023 9:16:54 AM

PERIOD ENDING 2/28/2023

	ACTUAL LAST YEAR			ACTUAL THIS YEAR				ENCUMBRANCE	BUDGET	UNENCUMBERED BALANCE
	CURRENT MONTH	YEAR TO DATE	%	CURRENT MONTH	%	YEAR TO DATE	%			
REVENUES										
4008 INVESTMENT EARNINGS	37.86	67.03	34	446.50	0	1,844.18	0	0.00	0.00	-1,844.18
TOTAL REVENUES	37.86	67.03	34	446.50	0	1,844.18	0	0.00	0.00	-1,844.18
EXPENDITURES										
5020 SERVICES	7,062.00	12,562.00	37	0.00	0	0.00	0	0.00	0.00	0.00
TOTAL EXPENDITURES	7,062.00	12,562.00	25	0.00	0	0.00	0	0.00	0.00	0.00
OTHER FINANCING SOURCES (USES)										
6001 OTHER FINANCING SOURCES	0.00	50,000.00	100	50,000.00	0	50,000.00	0	0.00	0.00	-50,000.00
TOTAL OTHER FINANCING SOURCES (USES)	0.00	50,000.00		50,000.00		50,000.00		0.00	0.00	-50,000.00
NET CHANGE IN FUND BALANCE	-7,024.14	37,505.03		50,446.50		51,844.18		0.00	0.00	-51,844.18



FUND DEPT 2103-060 : HWY FED AID MATCHING FUND - HIGHWAY

3/13/2023 9:16:54 AM

PERIOD ENDING 2/28/2023

	ACTUAL LAST YEAR			ACTUAL THIS YEAR				ENCUMBRANCE	BUDGET	UNENCUMBERED BALANCE
	CURRENT MONTH	YEAR TO DATE	%	CURRENT MONTH	%	YEAR TO DATE	%			
REVENUES										
4008 INVESTMENT EARNINGS	34.65	63.21	0	569.97	0	1,658.36	0	0.00	0.00	-1,658.36
TOTAL REVENUES	34.65	63.21	0	569.97	0	1,658.36	0	0.00	0.00	-1,658.36
EXPENDITURES										
TOTAL EXPENDITURES	0.00	0.00	0	0.00	0	0.00	0	0.00	0.00	0.00
OTHER FINANCING SOURCES (USES)										
TOTAL OTHER FINANCING SOURCES (USES)	0.00	0.00		0.00		0.00		0.00	0.00	0.00
NET CHANGE IN FUND BALANCE	34.65	63.21		569.97		1,658.36		0.00	0.00	-1,658.36



FUND DEPT 2104-104 : EARLY CHILDHOOD FUND - EARLY CHILDHOOD DEVELOPMENT

3/13/2023 9:16:54 AM

PERIOD ENDING 2/28/2023

	ACTUAL LAST YEAR			ACTUAL THIS YEAR				ENCUMBRANCE	BUDGET	UNENCUMBERED BALANCE
	CURRENT MONTH	YEAR TO DATE	%	CURRENT MONTH	%	YEAR TO DATE	%			
REVENUES										
4004 INTERGOVERNMENTAL REVENUE	508,576.26	1,015,713.51	8	1,464,172.12	0	2,116,672.11	0	0.00	0.00	-2,116,672.11
4007 CHARGES FOR SERVICES	400.00	400.00	0	0.00	0	200.00	0	0.00	0.00	-200.00
4008 INVESTMENT EARNINGS	4,103.54	8,152.06	82	7,174.83	0	27,097.98	0	0.00	0.00	-27,097.98
4009 MISCELLANEOUS REVENUES	294.00	2,585.24	20	506.07	0	670.05	0	0.00	0.00	-670.05
TOTAL REVENUES	513,373.80	1,026,850.81	8	1,471,853.02	0	2,144,640.14	0	0.00	0.00	-2,144,640.14
EXPENDITURES										
5001 SALARIES AND WAGES	394,795.35	686,341.26	11	1,057,641.43	-346	1,389,833.19	-455	0.00	-305,750.00	-1,695,583.19
5003 FRINGE BENEFITS	129,449.16	140,828.49	7	240,547.56	-134	277,382.02	-154	0.00	-180,180.00	-457,562.02
5010 COMMODITIES	42,603.96	51,190.56	8	37,677.69	53	69,196.13	97	68,049.50	71,650.00	-65,595.63
5020 SERVICES	242,891.37	411,587.98	11	149,687.30	-30	276,004.69	-55	142,232.00	-500,800.00	-919,036.69
8000 CAPITAL OUTLAY	0.00	32,018.58	0	0.00	0	0.00	0	123,740.24	115,080.00	-8,660.24
TOTAL EXPENDITURES	809,739.84	1,321,966.87	10	1,485,553.98	-186	2,012,416.03	-252	334,021.74	-800,000.00	-3,146,437.77
OTHER FINANCING SOURCES (USES)										
7001 OTHER FINANCING USES	0.00	0.00	0	0.00	0	0.00	0	0.00	-800,000.00	-800,000.00
TOTAL OTHER FINANCING SOURCES (USES)	0.00	0.00		0.00		0.00		0.00	-800,000.00	-800,000.00
NET CHANGE IN FUND BALANCE	-296,366.04	-295,116.06		-13,700.96		132,224.11		-334,021.74	0.00	201,797.63



FUND DEPT 2106-010 : PUBL SAFETY SALES TAX FND - COUNTY BOARD

3/13/2023 9:16:54 AM

PERIOD ENDING 2/28/2023

	ACTUAL LAST YEAR			ACTUAL THIS YEAR				ENCUMBRANCE	BUDGET	UNENCUMBERED BALANCE
	CURRENT MONTH	YEAR TO DATE	%	CURRENT MONTH	%	YEAR TO DATE	%			
REVENUES										
4008 INVESTMENT EARNINGS	222.13	455.95	23	3,271.46	0	14,557.79	0	0.00	0.00	-14,557.79
TOTAL REVENUES	222.13	455.95	0	3,271.46	0	14,557.79	0	0.00	0.00	-14,557.79
EXPENDITURES										
5020 SERVICES	101,626.21	127,556.19	14	38,477.09	0	108,380.02	0	0.00	0.00	-108,380.02
TOTAL EXPENDITURES	101,626.21	127,556.19	14	38,477.09	0	108,380.02	0	0.00	0.00	-108,380.02
OTHER FINANCING SOURCES (USES)										
TOTAL OTHER FINANCING SOURCES (USES)	0.00	0.00		0.00		0.00		0.00	0.00	0.00
NET CHANGE IN FUND BALANCE	-101,404.08	-127,100.24		-35,205.63		-93,822.23		0.00	0.00	93,822.23



FUND DEPT 2106-013 : PUBL SAFETY SALES TAX FND - DEBT SERVICE

3/13/2023 9:16:54 AM

PERIOD ENDING 2/28/2023

	ACTUAL LAST YEAR			ACTUAL THIS YEAR				ENCUMBRANCE	BUDGET	UNENCUMBERED BALANCE
	CURRENT MONTH	YEAR TO DATE	%	CURRENT MONTH	%	YEAR TO DATE	%			
REVENUES										
TOTAL REVENUES	0.00	0.00	0	0.00	0	0.00	0	0.00	0.00	0.00
EXPENDITURES										
TOTAL EXPENDITURES	0.00	0.00	0	0.00	0	0.00	0	0.00	0.00	0.00
NET CHANGE IN FUND BALANCE	0.00	0.00		0.00		0.00		0.00	0.00	0.00



FUND DEPT 2106-060 : PUBL SAFETY SALES TAX FND - HIGHWAY

3/13/2023 9:16:54 AM


PERIOD ENDING 2/28/2023

	ACTUAL LAST YEAR			ACTUAL THIS YEAR				ENCUMBRANCE	BUDGET	UNENCUMBERED BALANCE
	CURRENT MONTH	YEAR TO DATE	%	CURRENT MONTH	%	YEAR TO DATE	%			
REVENUES										
TOTAL REVENUES	0.00	0.00	0	0.00	0	0.00	0	0.00	0.00	0.00
NET CHANGE IN FUND BALANCE	0.00	0.00		0.00		0.00		0.00	0.00	0.00



PERIOD ENDING 2/28/2023

	ACTUAL LAST YEAR			ACTUAL THIS YEAR				ENCUMBRANCE	BUDGET	UNENCUMBERED BALANCE
	CURRENT MONTH	YEAR TO DATE	%	CURRENT MONTH	%	YEAR TO DATE	%			
EXPENDITURES										
5020 SERVICES	0.00	13,602.69	13	0.00	0	15,416.34	0	0.00	0.00	-15,416.34
TOTAL EXPENDITURES	0.00	13,602.69	13	0.00	0	15,416.34	0	0.00	0.00	-15,416.34
NET CHANGE IN FUND BALANCE	0.00	-13,602.69		0.00		-15,416.34		0.00	0.00	15,416.34



FUND DEPT 2106-237 : PUBL SAFETY SALES TAX FND - DELINQ PREVENTION GRANTS

3/13/2023 9:16:54 AM

PERIOD ENDING 2/28/2023

	ACTUAL LAST YEAR			ACTUAL THIS YEAR				ENCUMBRANCE	BUDGET	UNENCUMBERED BALANCE
	CURRENT MONTH	YEAR TO DATE	%	CURRENT MONTH	%	YEAR TO DATE	%			
EXPENDITURES										
5020 SERVICES	23,229.17	46,458.34	17	26,666.66	0	53,333.32	0	0.00	0.00	-53,333.32
TOTAL EXPENDITURES	23,229.17	46,458.34	17	26,666.66	0	53,333.32	0	0.00	0.00	-53,333.32
NET CHANGE IN FUND BALANCE	-23,229.17	-46,458.34		-26,666.66		-53,333.32		0.00	0.00	53,333.32



FUND DEPT 2107-010 : GEOGRAPHIC INF SYS FUND (GIS) - COUNTY BOARD

3/13/2023 9:16:54 AM

PERIOD ENDING 2/28/2023

	ACTUAL LAST YEAR			ACTUAL THIS YEAR				ENCUMBRANCE	BUDGET	UNENCUMBERED BALANCE
	CURRENT MONTH	YEAR TO DATE	%	CURRENT MONTH	%	YEAR TO DATE	%			
REVENUES										
4007 CHARGES FOR SERVICES	0.00	0.00	0	29,265.00	0	29,265.00	0	0.00	0.00	-29,265.00
4008 INVESTMENT EARNINGS	32.69	62.77	31	262.03	0	1,217.07	0	0.00	0.00	-1,217.07
TOTAL REVENUES	32.69	62.77	0	29,527.03	0	30,482.07	0	0.00	0.00	-30,482.07
EXPENDITURES										
TOTAL EXPENDITURES	0.00	0.00	0	0.00	0	0.00	0	0.00	0.00	0.00
NET CHANGE IN FUND BALANCE	32.69	62.77		29,527.03		30,482.07		0.00	0.00	-30,482.07




FUND DEPT 2108-050 : DEVLPMNTL DISABILITY FUND - DEVL MNTL DISABILITY BOARD

3/13/2023 9:16:54 AM

PERIOD ENDING 2/28/2023

	ACTUAL LAST YEAR			ACTUAL THIS YEAR				ENCUMBRANCE	BUDGET	UNENCUMBERED BALANCE
	CURRENT MONTH	YEAR TO DATE	%	CURRENT MONTH	%	YEAR TO DATE	%			
REVENUES										
4008 INVESTMENT EARNINGS	137.31	271.29	27	1,351.33	0	6,615.56	0	0.00	0.00	-6,615.56
TOTAL REVENUES	137.31	271.29	0	1,351.33	0	6,615.56	0	0.00	0.00	-6,615.56
EXPENDITURES										
5020 SERVICES	341,874.00	1,025,622.00	23	458,302.00	0	1,166,790.00	0	0.00	0.00	-1,166,790.00
TOTAL EXPENDITURES	341,874.00	1,025,622.00	23	458,302.00	0	1,166,790.00	0	0.00	0.00	-1,166,790.00
OTHER FINANCING SOURCES (USES)										
7001 OTHER FINANCING USES	0.00	-50,000.00	100	0.00	0	-50,000.00	0	0.00	0.00	50,000.00
TOTAL OTHER FINANCING SOURCES (USES)	0.00	-50,000.00		0.00		-50,000.00		0.00	0.00	50,000.00
NET CHANGE IN FUND BALANCE	-341,736.69	-1,075,350.71		-456,950.67		-1,210,174.44		0.00	0.00	1,210,174.44



FUND DEPT 2110-110 : WORKFORCE DEVELOPMENT FND - WORKFORCE DEVELOPMENT

3/13/2023 9:16:54 AM

PERIOD ENDING 2/28/2023

	ACTUAL LAST YEAR			ACTUAL THIS YEAR				ENCUMBRANCE	BUDGET	UNENCUMBERED BALANCE
	CURRENT MONTH	YEAR TO DATE	%	CURRENT MONTH	%	YEAR TO DATE	%			
REVENUES										
4004 INTERGOVERNMENTAL REVENUE	252,840.42	252,840.42	6	234,585.83	0	234,585.83	0	0.00	0.00	-234,585.83
4007 CHARGES FOR SERVICES	2,551.27	2,551.27	2	2,894.73	0	2,894.73	0	0.00	0.00	-2,894.73
TOTAL REVENUES	255,391.69	255,391.69	6	237,480.56	0	237,480.56	0	0.00	0.00	-237,480.56
EXPENDITURES										
5001 SALARIES AND WAGES	37,244.24	65,955.62	5	51,312.18	146	83,952.55	239	0.00	-3,500.00	-87,452.55
					6		9			
5003 FRINGE BENEFITS	10,010.05	11,091.72	3	21,904.52	0	25,270.83	0	0.00	0.00	-25,270.83
5010 COMMODITIES	0.00	0.00	0	2,270.28	2	3,342.91	3	0.00	126,000.00	122,657.09
5020 SERVICES	92,172.59	132,797.14	5	65,830.93	-54	153,279.41	-125	0.00	-122,500.00	-275,779.41
TOTAL EXPENDITURES	139,426.88	209,844.48	4	141,317.91	0	265,845.70	0	0.00	0.00	-265,845.70
OTHER FINANCING SOURCES (USES)										
TOTAL OTHER FINANCING SOURCES (USES)	0.00	0.00		0.00		0.00		0.00	0.00	0.00
NET CHANGE IN FUND BALANCE	115,964.81	45,547.21		96,162.65		-28,365.14		0.00	0.00	28,365.14



FUND DEPT 2120-060 : HWY IDOT REBUILD GRANT - HIGHWAY

3/13/2023 9:16:54 AM

PERIOD ENDING 2/28/2023

	ACTUAL LAST YEAR			ACTUAL THIS YEAR				ENCUMBRANCE	BUDGET	UNENCUMBERED BALANCE
	CURRENT MONTH	YEAR TO DATE	%	CURRENT MONTH	%	YEAR TO DATE	%			
REVENUES										
4008 INVESTMENT EARNINGS	277.24	506.50	17	0.00	0	0.00	0	0.00	0.00	0.00
TOTAL REVENUES	277.24	506.50	0	0.00	0	0.00	0	0.00	0.00	0.00
EXPENDITURES										
TOTAL EXPENDITURES	0.00	0.00	0	0.00	0	0.00	0	0.00	0.00	0.00
NET CHANGE IN FUND BALANCE	277.24	506.50		0.00		0.00		0.00	0.00	0.00



FUND DEPT 2121-060 : TWP IDOT REBUILD GRANT - HIGHWAY

3/13/2023 9:16:54 AM

PERIOD ENDING 2/28/2023

	ACTUAL LAST YEAR			ACTUAL THIS YEAR				ENCUMBRANCE	BUDGET	UNENCUMBERED BALANCE
	CURRENT MONTH	YEAR TO DATE	%	CURRENT MONTH	%	YEAR TO DATE	%			
REVENUES										
4008 INVESTMENT EARNINGS	151.79	276.95	0	0.00	0	0.00	0	0.00	0.00	0.00
TOTAL REVENUES	151.79	276.95	0	0.00	0	0.00	0	0.00	0.00	0.00
EXPENDITURES										
5020 SERVICES	17,589.83	17,589.83	0	3,146.70	0	3,146.70	0	0.00	5,000,000.00	4,996,853.30
TOTAL EXPENDITURES	17,589.83	17,589.83	0	3,146.70	0	3,146.70	0	0.00	5,000,000.00	4,996,853.30
NET CHANGE IN FUND BALANCE	-17,438.04	-17,312.88		-3,146.70		-3,146.70		0.00	-5,000,000.00	-4,996,853.30



FUND DEPT 2188-044 : SOCIAL SECURITY FUND - NURSING HOME

3/13/2023 9:16:54 AM

PERIOD ENDING 2/28/2023

	ACTUAL LAST YEAR			ACTUAL THIS YEAR				ENCUMBRANCE	BUDGET	UNENCUMBERED BALANCE
	CURRENT MONTH	YEAR TO DATE	%	CURRENT MONTH	%	YEAR TO DATE	%			
EXPENDITURES										
<i>TOTAL EXPENDITURES</i>	<i>0.00</i>	<i>0.00</i>	<i>0</i>	<i>0.00</i>	<i>0</i>	<i>0.00</i>	<i>0</i>	<i>0.00</i>	<i>0.00</i>	<i>0.00</i>
OTHER FINANCING SOURCES (USES)										
<i>TOTAL OTHER FINANCING SOURCES (USES)</i>	<i>0.00</i>	<i>0.00</i>		<i>0.00</i>		<i>0.00</i>		<i>0.00</i>	<i>0.00</i>	<i>0.00</i>
NET CHANGE IN FUND BALANCE	0.00	0.00		0.00		0.00		0.00	0.00	0.00



FUND DEPT 2188-075 : SOCIAL SECURITY FUND - GENERAL COUNTY

3/13/2023 9:16:54 AM

PERIOD ENDING 2/28/2023

	ACTUAL LAST YEAR			ACTUAL THIS YEAR				ENCUMBRANCE	BUDGET	UNENCUMBERED BALANCE
	CURRENT MONTH	YEAR TO DATE	%	CURRENT MONTH	%	YEAR TO DATE	%			
REVENUES										
4008 INVESTMENT EARNINGS	50.07	106.83	0	717.60	0	2,851.33	0	0.00	0.00	-2,851.33
4009 MISCELLANEOUS REVENUES	0.00	0.00	0	0.00	0	0.01	0	0.00	0.00	-0.01
TOTAL REVENUES	50.07	106.83	0	717.60	0	2,851.34	0	0.00	0.00	-2,851.34
EXPENDITURES										
5003 FRINGE BENEFITS	132,327.27	237,483.01	7	137,545.46	0	221,217.94	0	0.00	0.00	-221,217.94
TOTAL EXPENDITURES	132,327.27	237,483.01	7	137,545.46	0	221,217.94	0	0.00	0.00	-221,217.94
OTHER FINANCING SOURCES (USES)										
6001 OTHER FINANCING SOURCES	13,143.41	-6,302.44	0	9,535.16	0	9,535.16	0	0.00	0.00	-9,535.16
TOTAL OTHER FINANCING SOURCES (USES)	13,143.41	-6,302.44		9,535.16		9,535.16		0.00	0.00	-9,535.16
NET CHANGE IN FUND BALANCE	-119,133.79	-243,678.62		-127,292.70		-208,831.44		0.00	0.00	208,831.44




FUND DEPT 2474-474 : RPC USDA REVOLVING LOANS - RPC USDA REVOLVING LOANS

3/13/2023 9:16:54 AM

PERIOD ENDING 2/28/2023

	ACTUAL LAST YEAR			ACTUAL THIS YEAR				ENCUMBRANCE	BUDGET	UNENCUMBERED BALANCE
	CURRENT MONTH	YEAR TO DATE	%	CURRENT MONTH	%	YEAR TO DATE	%			
REVENUES										
4008 INVESTMENT EARNINGS	716.59	994.84	7	1,272.95	0	2,178.00	0	0.00	0.00	-2,178.00
TOTAL REVENUES	716.59	994.84	7	1,272.95	0	2,178.00	0	0.00	0.00	-2,178.00
EXPENDITURES										
TOTAL EXPENDITURES	0.00	0.00	0	0.00	0	0.00	0	0.00	0.00	0.00
OTHER FINANCING SOURCES (USES)										
TOTAL OTHER FINANCING SOURCES (USES)	0.00	0.00		0.00		0.00		0.00	0.00	0.00
NET CHANGE IN FUND BALANCE	716.59	994.84		1,272.95		2,178.00		0.00	0.00	-2,178.00




FUND DEPT 2475-475 : RPC ECON DEVELOPMNT LOANS - RPC ECON DEVELOPMNT LOANS

3/13/2023 9:16:54 AM

PERIOD ENDING 2/28/2023

	ACTUAL LAST YEAR			ACTUAL THIS YEAR				ENCUMBRANCE	BUDGET	UNENCUMBERED BALANCE
	CURRENT MONTH	YEAR TO DATE	%	CURRENT MONTH	%	YEAR TO DATE	%			
REVENUES										
4008 INVESTMENT EARNINGS	223.99	387.60	0	21,178.10	0	27,898.25	0	0.00	0.00	-27,898.25
TOTAL REVENUES	223.99	387.60	0	21,178.10	0	27,898.25	0	0.00	0.00	-27,898.25
EXPENDITURES										
TOTAL EXPENDITURES	0.00	0.00	0	0.00	0	0.00	0	0.00	0.00	0.00
OTHER FINANCING SOURCES (USES)										
TOTAL OTHER FINANCING SOURCES (USES)	0.00	0.00		0.00		0.00		0.00	0.00	0.00
NET CHANGE IN FUND BALANCE	223.99	387.60		21,178.10		27,898.25		0.00	0.00	-27,898.25



FUND DEPT 2609-026 : TAX INDEMNITY FUND - COUNTY TREASURER

3/13/2023 9:16:54 AM

PERIOD ENDING 2/28/2023

	ACTUAL LAST YEAR			ACTUAL THIS YEAR				ENCUMBRANCE	BUDGET	UNENCUMBERED BALANCE
	CURRENT MONTH	YEAR TO DATE	%	CURRENT MONTH	%	YEAR TO DATE	%			
EXPENDITURES										
<i>TOTAL EXPENDITURES</i>	<i>0.00</i>	<i>0.00</i>	<i>0</i>	<i>0.00</i>	<i>0</i>	<i>0.00</i>	<i>0</i>	<i>0.00</i>	<i>0.00</i>	<i>0.00</i>
OTHER FINANCING SOURCES (USES)										
<i>TOTAL OTHER FINANCING SOURCES (USES)</i>	<i>0.00</i>	<i>0.00</i>		<i>0.00</i>		<i>0.00</i>		<i>0.00</i>	<i>0.00</i>	<i>0.00</i>
NET CHANGE IN FUND BALANCE	0.00	0.00		0.00		0.00		0.00	0.00	0.00



FUND DEPT 2610-026 : WORKING CASH FUND - COUNTY TREASURER

3/13/2023 9:16:54 AM

PERIOD ENDING 2/28/2023

	ACTUAL LAST YEAR			ACTUAL THIS YEAR				ENCUMBRANCE	BUDGET	UNENCUMBERED BALANCE
	CURRENT MONTH	YEAR TO DATE	%	CURRENT MONTH	%	YEAR TO DATE	%			
REVENUES										
4008 INVESTMENT EARNINGS	28.98	51.54	1	215.31	0	913.50	0	0.00	0.00	-913.50
TOTAL REVENUES	28.98	51.54	1	215.31	0	913.50	0	0.00	0.00	-913.50
OTHER FINANCING SOURCES (USES)										
TOTAL OTHER FINANCING SOURCES (USES)	0.00	0.00		0.00		0.00		0.00	0.00	0.00
NET CHANGE IN FUND BALANCE	28.98	51.54		215.31		913.50		0.00	0.00	-913.50



FUND DEPT 2611-022 : COUNTY CLK SURCHARGE FUND - COUNTY CLERK

3/13/2023 9:16:54 AM

PERIOD ENDING 2/28/2023

	ACTUAL LAST YEAR			ACTUAL THIS YEAR				ENCUMBRANCE	BUDGET	UNENCUMBERED BALANCE
	CURRENT MONTH	YEAR TO DATE	%	CURRENT MONTH	%	YEAR TO DATE	%			
REVENUES										
4007 CHARGES FOR SERVICES	751.00	751.00	6	979.00	0	979.00	0	0.00	0.00	-979.00
TOTAL REVENUES	751.00	751.00	6	979.00	0	979.00	0	0.00	0.00	-979.00
EXPENDITURES										
5020 SERVICES	751.00	751.00	6	0.00	0	0.00	0	0.00	0.00	0.00
TOTAL EXPENDITURES	751.00	751.00	6	0.00	0	0.00	0	0.00	0.00	0.00
NET CHANGE IN FUND BALANCE	0.00	0.00		979.00		979.00		0.00	0.00	-979.00



FUND DEPT 2612-040 : SHERIFF DRUG FORFEITURES - SHERIFF

3/13/2023 9:16:54 AM

PERIOD ENDING 2/28/2023

	ACTUAL LAST YEAR			ACTUAL THIS YEAR				ENCUMBRANCE	BUDGET	UNENCUMBERED BALANCE
	CURRENT MONTH	YEAR TO DATE	%	CURRENT MONTH	%	YEAR TO DATE	%			
REVENUES										
4008 INVESTMENT EARNINGS	9.32	16.61	33	64.08	0	274.20	0	0.00	0.00	-274.20
TOTAL REVENUES	9.32	16.61	0	64.08	0	274.20	0	0.00	0.00	-274.20
EXPENDITURES										
5010 COMMODITIES	388.59	388.59	5	536.31	0	1,573.05	0	0.00	0.00	-1,573.05
5020 SERVICES	207.57	207.57	1	178.08	0	563.00	0	0.00	0.00	-563.00
TOTAL EXPENDITURES	596.16	596.16	2	714.39	0	2,136.05	0	0.00	0.00	-2,136.05
OTHER FINANCING SOURCES (USES)										
TOTAL OTHER FINANCING SOURCES (USES)	0.00	0.00		0.00		0.00		0.00	0.00	0.00
NET CHANGE IN FUND BALANCE	-586.84	-579.55		-650.31		-1,861.85		0.00	0.00	1,861.85



FUND DEPT 2613-030 : COURT'S AUTOMATION FUND - CIRCUIT CLERK

3/13/2023 9:16:54 AM

PERIOD ENDING 2/28/2023

	ACTUAL LAST YEAR			ACTUAL THIS YEAR				ENCUMBRANCE	BUDGET	UNENCUMBERED BALANCE
	CURRENT MONTH	YEAR TO DATE	%	CURRENT MONTH	%	YEAR TO DATE	%			
REVENUES										
4007 CHARGES FOR SERVICES	0.00	14,775.16	7	0.00	0	0.00	0	0.00	0.00	0.00
4008 INVESTMENT EARNINGS	3.47	8.94	0	25.47	0	257.22	0	0.00	0.00	-257.22
TOTAL REVENUES	3.47	14,784.10	7	25.47	0	257.22	0	0.00	0.00	-257.22
EXPENDITURES										
5020 SERVICES	2,527.45	92,468.78	39	23,562.65	0	117,831.31	0	0.00	0.00	-117,831.31
TOTAL EXPENDITURES	2,527.45	92,468.78	37	23,562.65	0	117,831.31	0	0.00	0.00	-117,831.31
OTHER FINANCING SOURCES (USES)										
TOTAL OTHER FINANCING SOURCES (USES)	0.00	0.00		0.00		0.00		0.00	0.00	0.00
NET CHANGE IN FUND BALANCE	-2,523.98	-77,684.68		-23,537.18		-117,574.09		0.00	0.00	117,574.09



FUND DEPT 2614-023 : RECORDER'S AUTOMATION FND - RECORDER

3/13/2023 9:16:54 AM

PERIOD ENDING 2/28/2023

	ACTUAL LAST YEAR			ACTUAL THIS YEAR				ENCUMBRANCE	BUDGET	UNENCUMBERED BALANCE
	CURRENT MONTH	YEAR TO DATE	%	CURRENT MONTH	%	YEAR TO DATE	%			
REVENUES										
4007 CHARGES FOR SERVICES	0.00	0.00	0	17,187.58	0	17,187.58	0	0.00	0.00	-17,187.58
4008 INVESTMENT EARNINGS	34.77	63.66	1	333.04	0	1,412.13	0	0.00	0.00	-1,412.13
TOTAL REVENUES	34.77	63.66	0	17,520.62	0	18,599.71	0	0.00	0.00	-18,599.71
EXPENDITURES										
5001 SALARIES AND WAGES	1,140.76	1,981.32	8	1,251.72	0	2,042.29	0	0.00	0.00	-2,042.29
5003 FRINGE BENEFITS	159.35	190.35	5	128.80	0	213.78	0	0.00	0.00	-213.78
5010 COMMODITIES	0.00	62,732.56	358	0.00	0	0.00	0	0.00	0.00	0.00
5020 SERVICES	0.00	2,500.00	4	6,867.89	10	7,014.92	10	0.00	67,160.00	60,145.08
8000 CAPITAL OUTLAY	0.00	0.00	0	0.00	0	0.00	0	0.00	-67,160.00	-67,160.00
TOTAL EXPENDITURES	1,300.11	67,404.23	38	8,248.41	0	9,270.99	0	0.00	0.00	-9,270.99
NET CHANGE IN FUND BALANCE	-1,265.34	-67,340.57		9,272.21		9,328.72		0.00	0.00	-9,328.72



FUND DEPT 2615-036 : PUBLIC DEFENDER AUTOMATN - PUBLIC DEFENDER

3/13/2023 9:16:54 AM

PERIOD ENDING 2/28/2023

	ACTUAL LAST YEAR			ACTUAL THIS YEAR				ENCUMBRANCE	BUDGET	UNENCUMBERED BALANCE
	CURRENT MONTH	YEAR TO DATE	%	CURRENT MONTH	%	YEAR TO DATE	%			
REVENUES										
TOTAL REVENUES	<i>0.00</i>	<i>0.00</i>	<i>0</i>	<i>0.00</i>	<i>0</i>	<i>0.00</i>	<i>0</i>	<i>0.00</i>	<i>0.00</i>	<i>0.00</i>
EXPENDITURES										
TOTAL EXPENDITURES	<i>0.00</i>	<i>0.00</i>	<i>0</i>	<i>0.00</i>	<i>0</i>	<i>0.00</i>	<i>0</i>	<i>0.00</i>	<i>0.00</i>	<i>0.00</i>
NET CHANGE IN FUND BALANCE	<i>0.00</i>	<i>0.00</i>		<i>0.00</i>		<i>0.00</i>		<i>0.00</i>	<i>0.00</i>	<i>0.00</i>




FUND DEPT 2617-030 : CHILD SUPPORT SERV FUND - CIRCUIT CLERK

3/13/2023 9:16:54 AM

PERIOD ENDING 2/28/2023

	ACTUAL LAST YEAR			ACTUAL THIS YEAR				ENCUMBRANCE	BUDGET	UNENCUMBERED BALANCE
	CURRENT MONTH	YEAR TO DATE	%	CURRENT MONTH	%	YEAR TO DATE	%			
REVENUES										
4007 CHARGES FOR SERVICES	0.00	144.00	1	0.00	0	0.00	0	0.00	0.00	0.00
4008 INVESTMENT EARNINGS	4.02	7.23	0	25.50	0	111.52	0	0.00	0.00	-111.52
TOTAL REVENUES	4.02	151.23	1	25.50	0	111.52	0	0.00	0.00	-111.52
EXPENDITURES										
5020 SERVICES	0.00	2,500.00	19	0.00	0	2,500.00	0	0.00	0.00	-2,500.00
TOTAL EXPENDITURES	0.00	2,500.00	14	0.00	0	2,500.00	0	0.00	0.00	-2,500.00
OTHER FINANCING SOURCES (USES)										
TOTAL OTHER FINANCING SOURCES (USES)	0.00	0.00		0.00		0.00		0.00	0.00	0.00
NET CHANGE IN FUND BALANCE	4.02	-2,348.77		25.50		-2,388.48		0.00	0.00	2,388.48




FUND DEPT 2618-051 : PROBATION SERVICES FUND - JUVENILE DETENTION CENTER

3/13/2023 9:16:54 AM

PERIOD ENDING 2/28/2023

	ACTUAL LAST YEAR			ACTUAL THIS YEAR				ENCUMBRANCE	BUDGET	UNENCUMBERED BALANCE
	CURRENT MONTH	YEAR TO DATE	%	CURRENT MONTH	%	YEAR TO DATE	%			
REVENUES										
4007 CHARGES FOR SERVICES	0.00	2,125.00	5	0.00	0	0.00	0	0.00	0.00	0.00
TOTAL REVENUES	0.00	2,125.00	5	0.00	0	0.00	0	0.00	0.00	0.00
EXPENDITURES										
5020 SERVICES	95.00	95.00	0	0.00	0	0.00	0	0.00	0.00	0.00
TOTAL EXPENDITURES	95.00	95.00	0	0.00	0	0.00	0	0.00	0.00	0.00
OTHER FINANCING SOURCES (USES)										
TOTAL OTHER FINANCING SOURCES (USES)	0.00	0.00		0.00		0.00		0.00	0.00	0.00
NET CHANGE IN FUND BALANCE	-95.00	2,030.00		0.00		0.00		0.00	0.00	0.00



FUND DEPT 2618-052 : PROBATION SERVICES FUND - COURT SERVICES -PROBATION

3/13/2023 9:16:54 AM

PERIOD ENDING 2/28/2023

	ACTUAL LAST YEAR			ACTUAL THIS YEAR				ENCUMBRANCE	BUDGET	UNENCUMBERED BALANCE
	CURRENT MONTH	YEAR TO DATE	%	CURRENT MONTH	%	YEAR TO DATE	%			
REVENUES										
4007 CHARGES FOR SERVICES	0.00	20,047.83	5	0.00	0	0.00	0	0.00	0.00	0.00
4008 INVESTMENT EARNINGS	139.58	247.39	33	1,141.82	0	4,831.53	0	0.00	0.00	-4,831.53
4009 MISCELLANEOUS REVENUES	0.00	0.00	0	25.00	0	50.00	0	0.00	0.00	-50.00
TOTAL REVENUES	139.58	20,295.22	5	1,166.82	0	4,881.53	0	0.00	0.00	-4,881.53
EXPENDITURES										
5010 COMMODITIES	303.90	735.90	1	10.59	0	10.59	0	0.00	0.00	-10.59
5020 SERVICES	5,482.78	7,614.09	3	7,743.13	0	10,187.85	0	0.00	0.00	-10,187.85
TOTAL EXPENDITURES	5,786.68	8,349.99	2	7,753.72	0	10,198.44	0	0.00	0.00	-10,198.44
OTHER FINANCING SOURCES (USES)										
TOTAL OTHER FINANCING SOURCES (USES)	0.00	0.00		0.00		0.00		0.00	0.00	0.00
NET CHANGE IN FUND BALANCE	-5,647.10	11,945.23		-6,586.90		-5,316.91		0.00	0.00	5,316.91



FUND DEPT 2619-026 : TAX SALE AUTOMATION FUND - COUNTY TREASURER

3/13/2023 9:16:54 AM

PERIOD ENDING 2/28/2023

	ACTUAL LAST YEAR			ACTUAL THIS YEAR				ENCUMBRANCE	BUDGET	UNENCUMBERED BALANCE
	CURRENT MONTH	YEAR TO DATE	%	CURRENT MONTH	%	YEAR TO DATE	%			
REVENUES										
4007 CHARGES FOR SERVICES	0.00	0.00	0	508.60	0	513.60	0	0.00	0.00	-513.60
4008 INVESTMENT EARNINGS	1.02	1.81	1	7.75	0	38.93	0	0.00	0.00	-38.93
TOTAL REVENUES	1.02	1.81	0	516.35	0	552.53	0	0.00	0.00	-552.53
EXPENDITURES										
TOTAL EXPENDITURES	0.00	0.00	0	0.00	0	0.00	0	0.00	0.00	0.00
NET CHANGE IN FUND BALANCE	1.02	1.81		516.35		552.53		0.00	0.00	-552.53



FUND DEPT 2621-041 : STS ATTY DRUG FORFEITURES - STATES ATTORNEY

3/13/2023 9:16:54 AM

PERIOD ENDING 2/28/2023

	ACTUAL LAST YEAR			ACTUAL THIS YEAR				ENCUMBRANCE	BUDGET	UNENCUMBERED BALANCE
	CURRENT MONTH	YEAR TO DATE	%	CURRENT MONTH	%	YEAR TO DATE	%			
REVENUES										
4005 FINES AND FORFEITURES	0.00	27,818.89	116	2,298.36	0	5,378.30	0	0.00	0.00	-5,378.30
4008 INVESTMENT EARNINGS	10.56	17.91	0	58.63	0	245.86	0	0.00	0.00	-245.86
TOTAL REVENUES	10.56	27,836.80	116	2,356.99	0	5,624.16	0	0.00	0.00	-5,624.16
EXPENDITURES										
5010 COMMODITIES	2,224.57	2,224.57	4	677.11	-14	677.11	-14	0.00	-5,000.00	-5,677.11
5020 SERVICES	0.00	0.00	0	652.50	13	980.50	20	0.00	5,000.00	4,019.50
TOTAL EXPENDITURES	2,224.57	2,224.57	2	1,329.61	0	1,657.61	0	0.00	0.00	-1,657.61
OTHER FINANCING SOURCES (USES)										
TOTAL OTHER FINANCING SOURCES (USES)	0.00	0.00		0.00		0.00		0.00	0.00	0.00
NET CHANGE IN FUND BALANCE	-2,214.01	25,612.23		1,027.38		3,966.55		0.00	0.00	-3,966.55



FUND DEPT 2627-026 : PROPERTY TAX INT FEE FUND - COUNTY TREASURER

3/13/2023 9:16:54 AM

PERIOD ENDING 2/28/2023

	ACTUAL LAST YEAR			ACTUAL THIS YEAR				ENCUMBRANCE	BUDGET	UNENCUMBERED BALANCE
	CURRENT MONTH	YEAR TO DATE	%	CURRENT MONTH	%	YEAR TO DATE	%			
REVENUES										
4008 INVESTMENT EARNINGS	4.85	8.77	0	9.26	0	101.08	0	0.00	0.00	-101.08
TOTAL REVENUES	4.85	8.77	0	9.26	0	101.08	0	0.00	0.00	-101.08
OTHER FINANCING SOURCES (USES)										
TOTAL OTHER FINANCING SOURCES (USES)	0.00	0.00		0.00		0.00		0.00	0.00	0.00
NET CHANGE IN FUND BALANCE	4.85	8.77		9.26		101.08		0.00	0.00	-101.08



FUND DEPT 2628-022 : ELECTN ASSIST/ACCESSIBLTY - COUNTY CLERK

3/13/2023 9:16:54 AM

PERIOD ENDING 2/28/2023

	ACTUAL LAST YEAR			ACTUAL THIS YEAR				ENCUMBRANCE	BUDGET	UNENCUMBERED BALANCE
	CURRENT MONTH	YEAR TO DATE	%	CURRENT MONTH	%	YEAR TO DATE	%			
REVENUES										
TOTAL REVENUES	0.00	0.00	0	0.00	0	0.00	0	0.00	0.00	0.00
EXPENDITURES										
5001 SALARIES AND WAGES	0.00	0.00	0	2,294.50	0	4,329.00	0	0.00	0.00	-4,329.00
5003 FRINGE BENEFITS	0.00	0.00	0	85.03	0	246.97	0	0.00	0.00	-246.97
5010 COMMODITIES	0.00	0.00	0	0.00	0	0.00	0	0.00	-98,000.00	-98,000.00
5020 SERVICES	256.50	532.20	0	68,550.88	70	100,114.14	102	0.00	98,000.00	-2,114.14
TOTAL EXPENDITURES	256.50	532.20	0	70,930.41	0	104,690.11	0	0.00	0.00	-104,690.11
OTHER FINANCING SOURCES (USES)										
TOTAL OTHER FINANCING SOURCES (USES)	0.00	0.00		0.00		0.00		0.00	0.00	0.00
NET CHANGE IN FUND BALANCE	-256.50	-532.20		-70,930.41		-104,690.11		0.00	0.00	104,690.11



FUND DEPT 2629-010 : COUNTY HISTORICAL FUND - COUNTY BOARD

3/13/2023 9:16:54 AM

PERIOD ENDING 2/28/2023

	ACTUAL LAST YEAR			ACTUAL THIS YEAR				ENCUMBRANCE	BUDGET	UNENCUMBERED BALANCE
	CURRENT MONTH	YEAR TO DATE	%	CURRENT MONTH	%	YEAR TO DATE	%			
REVENUES										
4008 INVESTMENT EARNINGS	0.69	1.23	12	5.13	0	21.61	0	0.00	0.00	-21.61
TOTAL REVENUES	0.69	1.23	12	5.13	0	21.61	0	0.00	0.00	-21.61
EXPENDITURES										
TOTAL EXPENDITURES	0.00	0.00	0	0.00	0	0.00	0	0.00	0.00	0.00
NET CHANGE IN FUND BALANCE	0.69	1.23		5.13		21.61		0.00	0.00	-21.61




FUND DEPT 2630-030 : CIR CLK OPERATION & ADMIN - CIRCUIT CLERK

3/13/2023 9:16:54 AM

PERIOD ENDING 2/28/2023

	ACTUAL LAST YEAR			ACTUAL THIS YEAR				ENCUMBRANCE	BUDGET	UNENCUMBERED BALANCE
	CURRENT MONTH	YEAR TO DATE	%	CURRENT MONTH	%	YEAR TO DATE	%			
REVENUES										
4007 CHARGES FOR SERVICES	0.00	7,299.05	3	0.00	0	0.00	0	0.00	0.00	0.00
4008 INVESTMENT EARNINGS	5.72	10.47	0	302.83	0	1,281.13	0	0.00	0.00	-1,281.13
TOTAL REVENUES	5.72	7,309.52	3	302.83	0	1,281.13	0	0.00	0.00	-1,281.13
EXPENDITURES										
5001 SALARIES AND WAGES	8,229.00	14,400.75	13	0.00	0	0.00	0	0.00	0.00	0.00
5003 FRINGE BENEFITS	1,913.78	2,171.53	8	0.00	0	0.00	0	0.00	0.00	0.00
5010 COMMODITIES	65.10	2,123.13	3	12.85	0	100.55	0	0.00	0.00	-100.55
5020 SERVICES	0.00	366.96	0	2,112.50	0	2,112.50	0	0.00	0.00	-2,112.50
TOTAL EXPENDITURES	10,207.88	19,062.37	7	2,125.35	0	2,213.05	0	0.00	0.00	-2,213.05
OTHER FINANCING SOURCES (USES)										
TOTAL OTHER FINANCING SOURCES (USES)	0.00	0.00		0.00		0.00		0.00	0.00	0.00
NET CHANGE IN FUND BALANCE	-10,202.16	-11,752.85		-1,822.52		-931.92		0.00	0.00	931.92



FUND DEPT 2632-030 : CIR CLK ELCTRNC CITATIONS - CIRCUIT CLERK

3/13/2023 9:16:54 AM

PERIOD ENDING 2/28/2023

	ACTUAL LAST YEAR			ACTUAL THIS YEAR				ENCUMBRANCE	BUDGET	UNENCUMBERED BALANCE
	CURRENT MONTH	YEAR TO DATE	%	CURRENT MONTH	%	YEAR TO DATE	%			
REVENUES										
4007 CHARGES FOR SERVICES	0.00	2,931.63	5	0.00	0	0.00	0	0.00	0.00	0.00
4008 INVESTMENT EARNINGS	17.19	30.41	0	156.65	0	660.73	0	0.00	0.00	-660.73
TOTAL REVENUES	17.19	2,962.04	5	156.65	0	660.73	0	0.00	0.00	-660.73
EXPENDITURES										
TOTAL EXPENDITURES	0.00	0.00	0	0.00	0	0.00	0	0.00	0.00	0.00
NET CHANGE IN FUND BALANCE	17.19	2,962.04		156.65		660.73		0.00	0.00	-660.73



FUND DEPT 2633-041 : STS ATTY RECORDS AUTOMATN - STATES ATTORNEY

3/13/2023 9:16:54 AM

PERIOD ENDING 2/28/2023

	ACTUAL LAST YEAR			ACTUAL THIS YEAR				ENCUMBRANCE	BUDGET	UNENCUMBERED BALANCE
	CURRENT MONTH	YEAR TO DATE	%	CURRENT MONTH	%	YEAR TO DATE	%			
REVENUES										
4007 CHARGES FOR SERVICES	0.00	252.00	5	0.00	0	0.00	0	0.00	0.00	0.00
4008 INVESTMENT EARNINGS	0.63	1.10	4	4.42	0	18.64	0	0.00	0.00	-18.64
TOTAL REVENUES	0.63	253.10	5	4.42	0	18.64	0	0.00	0.00	-18.64
EXPENDITURES										
TOTAL EXPENDITURES	0.00	0.00	0	0.00	0	0.00	0	0.00	0.00	0.00
NET CHANGE IN FUND BALANCE	0.63	253.10		4.42		18.64		0.00	0.00	-18.64



FUND DEPT 2635-040 : CANNABIS REGULATION FUND - SHERIFF

3/13/2023 9:16:54 AM

PERIOD ENDING 2/28/2023

	ACTUAL LAST YEAR			ACTUAL THIS YEAR				ENCUMBRANCE	BUDGET	UNENCUMBERED BALANCE
	CURRENT MONTH	YEAR TO DATE	%	CURRENT MONTH	%	YEAR TO DATE	%			
REVENUES										
4008 INVESTMENT EARNINGS	3.38	6.01	0	59.44	0	243.76	0	0.00	0.00	-243.76
TOTAL REVENUES	3.38	6.01	0	59.44	0	243.76	0	0.00	0.00	-243.76
EXPENDITURES										
TOTAL EXPENDITURES	0.00	0.00	0	0.00	0	0.00	0	0.00	0.00	0.00
NET CHANGE IN FUND BALANCE	3.38	6.01		59.44		243.76		0.00	0.00	-243.76



FUND DEPT 2638-042 : CORONER STATUTORY FEES - CORONER

3/13/2023 9:16:54 AM

PERIOD ENDING 2/28/2023

	ACTUAL LAST YEAR			ACTUAL THIS YEAR				ENCUMBRANCE	BUDGET	UNENCUMBERED BALANCE
	CURRENT MONTH	YEAR TO DATE	%	CURRENT MONTH	%	YEAR TO DATE	%			
REVENUES										
4007 CHARGES FOR SERVICES	8,670.83	8,770.83	14	6,310.00	0	6,485.00	0	0.00	0.00	-6,485.00
TOTAL REVENUES	8,670.83	8,770.83	14	6,310.00	0	6,485.00	0	0.00	0.00	-6,485.00
EXPENDITURES										
5010 COMMODITIES	851.69	851.69	4	3,202.95	0	3,390.18	0	0.00	0.00	-3,390.18
5020 SERVICES	1,740.81	2,487.83	17	971.91	0	2,391.07	0	0.00	0.00	-2,391.07
TOTAL EXPENDITURES	2,592.50	3,339.52	9	4,174.86	0	5,781.25	0	0.00	0.00	-5,781.25
NET CHANGE IN FUND BALANCE	6,078.33	5,431.31		2,135.14		703.75		0.00	0.00	-703.75



FUND DEPT 2638-140 : CORONER STATUTORY FEES - CORRECTIONAL CENTER

3/13/2023 9:16:54 AM

PERIOD ENDING 2/28/2023

	ACTUAL LAST YEAR			ACTUAL THIS YEAR				ENCUMBRANCE	BUDGET	UNENCUMBERED BALANCE
	CURRENT MONTH	YEAR TO DATE	%	CURRENT MONTH	%	YEAR TO DATE	%			
EXPENDITURES										
TOTAL EXPENDITURES	0.00	0.00	0	0.00	0	0.00	0	0.00	0.00	0.00
NET CHANGE IN FUND BALANCE	0.00	0.00		0.00		0.00		0.00	0.00	0.00



FUND DEPT 2658-140 : JAIL COMMISSARY - CORRECTIONAL CENTER

3/13/2023 9:16:54 AM

PERIOD ENDING 2/28/2023

	ACTUAL LAST YEAR			ACTUAL THIS YEAR				ENCUMBRANCE	BUDGET	UNENCUMBERED BALANCE
	CURRENT MONTH	YEAR TO DATE	%	CURRENT MONTH	%	YEAR TO DATE	%			
REVENUES										
4008 INVESTMENT EARNINGS	42.31	75.36	8	364.30	0	1,532.69	0	0.00	0.00	-1,532.69
4009 MISCELLANEOUS REVENUES	0.00	0.00	0	5,965.61	0	5,965.61	0	0.00	0.00	-5,965.61
TOTAL REVENUES	42.31	75.36	0	6,329.91	0	7,498.30	0	0.00	0.00	-7,498.30
EXPENDITURES										
5010 COMMODITIES	0.00	0.00	0	546.93	-55	1,049.93	-105	0.00	-1,000.00	-2,049.93
5020 SERVICES	223.64	653.80	0	138.20	14	220.88	22	0.00	1,000.00	779.12
TOTAL EXPENDITURES	223.64	653.80	0	685.13	0	1,270.81	0	0.00	0.00	-1,270.81
NET CHANGE IN FUND BALANCE	-181.33	-578.44		5,644.78		6,227.49		0.00	0.00	-6,227.49



FUND DEPT 2659-140 : COUNTY JAIL MEDICAL COSTS - CORRECTIONAL CENTER

3/13/2023 9:16:54 AM

PERIOD ENDING 2/28/2023

	ACTUAL LAST YEAR			ACTUAL THIS YEAR				ENCUMBRANCE	BUDGET	UNENCUMBERED BALANCE
	CURRENT MONTH	YEAR TO DATE	%	CURRENT MONTH	%	YEAR TO DATE	%			
REVENUES										
4007 CHARGES FOR SERVICES	0.00	479.00	2	0.00	0	0.00	0	0.00	0.00	0.00
4008 INVESTMENT EARNINGS	1.16	2.06	2	3.16	0	22.15	0	0.00	0.00	-22.15
TOTAL REVENUES	1.16	481.06	2	3.16	0	22.15	0	0.00	0.00	-22.15
OTHER FINANCING SOURCES (USES)										
TOTAL OTHER FINANCING SOURCES (USES)	0.00	0.00		0.00		0.00		0.00	0.00	0.00
NET CHANGE IN FUND BALANCE	1.16	481.06		3.16		22.15		0.00	0.00	-22.15



FUND DEPT 2670-022 : COUNTY CLK AUTOMATION FND - COUNTY CLERK

3/13/2023 9:16:54 AM

PERIOD ENDING 2/28/2023

	ACTUAL LAST YEAR			ACTUAL THIS YEAR				ENCUMBRANCE	BUDGET	UNENCUMBERED BALANCE
	CURRENT MONTH	YEAR TO DATE	%	CURRENT MONTH	%	YEAR TO DATE	%			
REVENUES										
4007 CHARGES FOR SERVICES	1,276.00	1,276.00	5	1,596.00	0	1,596.00	0	0.00	0.00	-1,596.00
4008 INVESTMENT EARNINGS	2.43	4.16	2	22.84	0	94.77	0	0.00	0.00	-94.77
4009 MISCELLANEOUS REVENUES	7,382.85	7,382.85	185	0.00	0	0.00	0	0.00	0.00	0.00
TOTAL REVENUES	8,661.28	8,663.01	30	1,618.84	0	1,690.77	0	0.00	0.00	-1,690.77
EXPENDITURES										
5010 COMMODITIES	484.30	551.90	9	0.00	0	0.00	0	0.00	0.00	0.00
5020 SERVICES	0.00	0.00	0	9,264.68	0	9,264.68	0	0.00	0.00	-9,264.68
TOTAL EXPENDITURES	484.30	551.90	2	9,264.68	0	9,264.68	0	0.00	0.00	-9,264.68
NET CHANGE IN FUND BALANCE	8,176.98	8,111.11		-7,645.84		-7,573.91		0.00	0.00	7,573.91



FUND DEPT 2671-030 : COURT DOCUMENT STORAGE FD - CIRCUIT CLERK

3/13/2023 9:16:54 AM

PERIOD ENDING 2/28/2023

	ACTUAL LAST YEAR			ACTUAL THIS YEAR				ENCUMBRANCE	BUDGET	UNENCUMBERED BALANCE
	CURRENT MONTH	YEAR TO DATE	%	CURRENT MONTH	%	YEAR TO DATE	%			
REVENUES										
4007 CHARGES FOR SERVICES	0.00	14,857.36	7	0.00	0	0.00	0	0.00	0.00	0.00
4008 INVESTMENT EARNINGS	3.04	5.46	0	59.94	0	283.06	0	0.00	0.00	-283.06
TOTAL REVENUES	3.04	14,862.82	7	59.94	0	283.06	0	0.00	0.00	-283.06
EXPENDITURES										
5001 SALARIES AND WAGES	6,508.60	11,390.04	13	4,866.74	0	8,460.36	0	0.00	0.00	-8,460.36
5003 FRINGE BENEFITS	1,682.67	1,885.10	5	505.97	0	891.74	0	0.00	0.00	-891.74
5010 COMMODITIES	0.00	11,055.36	27	13,970.35	0	14,412.30	0	13,741.80	0.00	-28,154.10
5020 SERVICES	0.00	225.00	0	425.00	0	7,150.00	0	0.00	0.00	-7,150.00
TOTAL EXPENDITURES	8,191.27	24,555.50	11	19,768.06	0	30,914.40	0	13,741.80	0.00	-44,656.20
OTHER FINANCING SOURCES (USES)										
TOTAL OTHER FINANCING SOURCES (USES)	0.00	0.00		0.00		0.00		0.00	0.00	0.00
NET CHANGE IN FUND BALANCE	-8,188.23	-9,692.68		-19,708.12		-30,631.34		-13,741.80	0.00	44,373.14



FUND DEPT 2675-041 : VICTIM ADVOCACY GRT-ICJIA - STATES ATTORNEY

3/13/2023 9:16:54 AM

PERIOD ENDING 2/28/2023

	ACTUAL LAST YEAR			ACTUAL THIS YEAR				ENCUMBRANCE	BUDGET	UNENCUMBERED BALANCE
	CURRENT MONTH	YEAR TO DATE	%	CURRENT MONTH	%	YEAR TO DATE	%			
REVENUES										
TOTAL REVENUES	0.00	0.00	0	0.00	0	0.00	0	0.00	0.00	0.00
EXPENDITURES										
TOTAL EXPENDITURES	0.00	0.00	0	0.00	0	0.00	0	0.00	0.00	0.00
OTHER FINANCING SOURCES (USES)										
TOTAL OTHER FINANCING SOURCES (USES)	0.00	0.00		0.00		0.00		0.00	0.00	0.00
NET CHANGE IN FUND BALANCE	0.00	0.00		0.00		0.00		0.00	0.00	0.00



FUND DEPT 2676-011 : SOLID WASTE MANAGEMENT - SOLID WASTE MGMT

3/13/2023 9:16:54 AM

PERIOD ENDING 2/28/2023

	ACTUAL LAST YEAR			ACTUAL THIS YEAR				ENCUMBRANCE	BUDGET	UNENCUMBERED BALANCE
	CURRENT MONTH	YEAR TO DATE	%	CURRENT MONTH	%	YEAR TO DATE	%			
REVENUES										
4006 LICENSES AND PERMITS	1,330.00	2,345.00	54	0.00	0	0.00	0	0.00	0.00	0.00
4008 INVESTMENT EARNINGS	1.18	2.09	8	9.84	0	41.52	0	0.00	0.00	-41.52
TOTAL REVENUES	1,331.18	2,347.09	7	9.84	0	41.52	0	0.00	0.00	-41.52
EXPENDITURES										
5010 COMMODITIES	0.00	417.98	52	0.00	0	0.00	0	0.00	0.00	0.00
5020 SERVICES	1,175.00	1,475.00	4	0.00	0	0.00	0	0.00	0.00	0.00
TOTAL EXPENDITURES	1,175.00	1,892.98	5	0.00	0	0.00	0	0.00	0.00	0.00
NET CHANGE IN FUND BALANCE	156.18	454.11		9.84		41.52		0.00	0.00	-41.52



FUND DEPT 2679-179 : CHILD ADVOCACY CENTER - CHILD ADVOCACY CENTER

3/13/2023 9:16:54 AM

PERIOD ENDING 2/28/2023

	ACTUAL LAST YEAR			ACTUAL THIS YEAR				ENCUMBRANCE	BUDGET	UNENCUMBERED BALANCE
	CURRENT MONTH	YEAR TO DATE	%	CURRENT MONTH	%	YEAR TO DATE	%			
REVENUES										
4004 INTERGOVERNMENTAL REVENUE	26,310.50	31,241.54	10	50.00	0	9,454.00	0	0.00	0.00	-9,454.00
4008 INVESTMENT EARNINGS	0.00	0.47	0	0.00	0	0.00	0	0.00	0.00	0.00
4009 MISCELLANEOUS REVENUES	1,000.00	1,400.00	22	0.00	0	5,549.12	0	0.00	0.00	-5,549.12
TOTAL REVENUES	27,310.50	32,642.01	10	50.00	0	15,003.12	0	0.00	0.00	-15,003.12
EXPENDITURES										
5001 SALARIES AND WAGES	12,450.00	21,787.50	13	13,173.40	0	23,131.42	0	0.00	0.00	-23,131.42
5003 FRINGE BENEFITS	4,152.01	4,521.06	8	6,860.72	0	7,814.91	0	0.00	0.00	-7,814.91
5010 COMMODITIES	222.69	222.69	3	131.57	0	131.57	0	0.00	0.00	-131.57
5020 SERVICES	5,797.53	8,357.61	8	13,995.00	0	16,924.08	0	0.00	0.00	-16,924.08
TOTAL EXPENDITURES	22,622.23	34,888.86	11	34,160.69	0	48,001.98	0	0.00	0.00	-48,001.98
NET CHANGE IN FUND BALANCE	4,688.27	-2,246.85		-34,110.69		-32,998.86		0.00	0.00	32,998.86



FUND DEPT 2685-031 : SPECIALTY COURTS FUND - CIRCUIT COURT

3/13/2023 9:16:54 AM

PERIOD ENDING 2/28/2023

	ACTUAL LAST YEAR			ACTUAL THIS YEAR				ENCUMBRANCE	BUDGET	UNENCUMBERED BALANCE
	CURRENT MONTH	YEAR TO DATE	%	CURRENT MONTH	%	YEAR TO DATE	%			
REVENUES										
4004 INTERGOVERNMENTAL REVENUE	0.00	0.00	0	2,708.20	0	2,708.20	0	0.00	0.00	-2,708.20
4007 CHARGES FOR SERVICES	0.00	977.00	4	0.00	0	0.00	0	0.00	0.00	0.00
4008 INVESTMENT EARNINGS	9.75	17.34	17	74.14	0	320.73	0	0.00	0.00	-320.73
TOTAL REVENUES	9.75	994.34	1	2,782.34	0	3,028.93	0	0.00	0.00	-3,028.93
EXPENDITURES										
5001 SALARIES AND WAGES	1,754.31	1,937.69	4	3,780.00	0	6,615.05	0	0.00	0.00	-6,615.05
5003 FRINGE BENEFITS	168.06	170.48	1	388.98	0	693.21	0	0.00	0.00	-693.21
5020 SERVICES	48.31	144.96	1	610.00	0	706.40	0	0.00	0.00	-706.40
TOTAL EXPENDITURES	1,970.68	2,253.13	3	4,778.98	0	8,014.66	0	0.00	0.00	-8,014.66
OTHER FINANCING SOURCES (USES)										
TOTAL OTHER FINANCING SOURCES (USES)	0.00	0.00		0.00		0.00		0.00	0.00	0.00
NET CHANGE IN FUND BALANCE	-1,960.93	-1,258.79		-1,996.64		-4,985.73		0.00	0.00	4,985.73



FUND DEPT 2685-140 : SPECIALTY COURTS FUND - CORRECTIONAL CENTER

3/13/2023 9:16:54 AM

PERIOD ENDING 2/28/2023

	ACTUAL LAST YEAR			ACTUAL THIS YEAR				ENCUMBRANCE	BUDGET	UNENCUMBERED BALANCE
	CURRENT MONTH	YEAR TO DATE	%	CURRENT MONTH	%	YEAR TO DATE	%			
REVENUES										
TOTAL REVENUES	0.00	0.00	0	0.00	0	0.00	0	0.00	0.00	0.00
NET CHANGE IN FUND BALANCE	0.00	0.00		0.00		0.00		0.00	0.00	0.00



FUND DEPT 2840-016 : ARPA - ADMINISTRATIVE SERVICES

3/13/2023 9:16:54 AM

PERIOD ENDING 2/28/2023

	ACTUAL LAST YEAR			ACTUAL THIS YEAR				ENCUMBRANCE	BUDGET	UNENCUMBERED BALANCE
	CURRENT MONTH	YEAR TO DATE	%	CURRENT MONTH	%	YEAR TO DATE	%			
REVENUES										
4008 INVESTMENT EARNINGS	1,448.34	3,105.13	2	1,861.20	0	4,014.45	0	0.00	0.00	-4,014.45
TOTAL REVENUES	1,448.34	3,105.13	0	1,861.20	0	4,014.45	0	0.00	0.00	-4,014.45
EXPENDITURES										
5001 SALARIES AND WAGES	2,002.00	3,938.00	18	0.00	0	0.00	0	0.00	0.00	0.00
5003 FRINGE BENEFITS	392.34	444.51	20	0.00	0	0.00	0	0.00	0.00	0.00
TOTAL EXPENDITURES	2,394.34	4,382.51	0	0.00	0	0.00	0	0.00	0.00	0.00
OTHER FINANCING SOURCES (USES)										
7001 OTHER FINANCING USES	0.00	0.00	0	-5,521.65	0	-5,521.65	0	0.00	0.00	5,521.65
TOTAL OTHER FINANCING SOURCES (USES)	0.00	0.00		-5,521.65		-5,521.65		0.00	0.00	5,521.65
NET CHANGE IN FUND BALANCE	-946.00	-1,277.38		-3,660.45		-1,507.20		0.00	0.00	1,507.20



FUND DEPT 2840-043 : ARPA - EMERGENCY MGMT AGCY (EMA)

3/13/2023 9:16:54 AM

PERIOD ENDING 2/28/2023

	ACTUAL LAST YEAR			ACTUAL THIS YEAR				ENCUMBRANCE	BUDGET	UNENCUMBERED BALANCE
	CURRENT MONTH	YEAR TO DATE	%	CURRENT MONTH	%	YEAR TO DATE	%			
REVENUES										
TOTAL REVENUES	<i>0.00</i>	<i>0.00</i>	<i>0</i>	<i>0.00</i>	<i>0</i>	<i>0.00</i>	<i>0</i>	<i>0.00</i>	<i>0.00</i>	<i>0.00</i>
EXPENDITURES										
TOTAL EXPENDITURES	<i>0.00</i>	<i>0.00</i>	<i>0</i>	<i>0.00</i>	<i>0</i>	<i>0.00</i>	<i>0</i>	<i>0.00</i>	<i>0.00</i>	<i>0.00</i>
NET CHANGE IN FUND BALANCE	<i>0.00</i>	<i>0.00</i>		<i>0.00</i>		<i>0.00</i>		<i>0.00</i>	<i>0.00</i>	<i>0.00</i>



FUND DEPT 2840-075 : ARPA - GENERAL COUNTY

3/13/2023 9:16:54 AM

PERIOD ENDING 2/28/2023

	ACTUAL LAST YEAR			ACTUAL THIS YEAR				ENCUMBRANCE	BUDGET	UNENCUMBERED BALANCE
	CURRENT MONTH	YEAR TO DATE	%	CURRENT MONTH	%	YEAR TO DATE	%			
EXPENDITURES										
5001 SALARIES AND WAGES	0.00	593,388.00	100	0.00	0	0.00	0	0.00	0.00	0.00
5002 LAW ENFORCEMENT SALARIES	3,000.00	0.00	0	0.00	0	0.00	0	0.00	0.00	0.00
5003 FRINGE BENEFITS	32,086.70	32,086.70	21	0.00	0	0.00	0	0.00	0.00	0.00
5010 COMMODITIES	0.00	0.00	0	0.00	0	190.91	99	0.00	192.00	1.09
5020 SERVICES										
	30,000.00	30,000.00	1	42,120.00	219 38	60,985.50	317 63	13,494.00	-192.00	-74,671.50
8000 CAPITAL OUTLAY	166,250.63	166,250.63	2	0.00	0	507,531.00	0	0.00	0.00	-507,531.00
TOTAL EXPENDITURES	231,337.33	821,725.33	6	42,120.00	0	568,707.41	0	13,494.00	0.00	-582,201.41
NET CHANGE IN FUND BALANCE	-231,337.33	-821,725.33		-42,120.00		-568,707.41		-13,494.00	0.00	582,201.41



FUND DEPT 3105-010 : CAPITAL ASSET REPLCMT FND - COUNTY BOARD

3/13/2023 9:16:54 AM

PERIOD ENDING 2/28/2023

	ACTUAL LAST YEAR			ACTUAL THIS YEAR				ENCUMBRANCE	BUDGET	UNENCUMBERED BALANCE
	CURRENT MONTH	YEAR TO DATE	%	CURRENT MONTH	%	YEAR TO DATE	%			
REVENUES										
4008 INVESTMENT EARNINGS	773.97	1,382.65	35	18,593.11	0	48,176.49	0	0.00	0.00	-48,176.49
TOTAL REVENUES	773.97	1,382.65	35	18,593.11	0	48,176.49	0	0.00	0.00	-48,176.49
EXPENDITURES										
5020 SERVICES	209,192.32	209,192.32	6	38,592.00	0	38,592.00	0	0.00	0.00	-38,592.00
TOTAL EXPENDITURES	209,192.32	209,192.32	6	38,592.00	0	38,592.00	0	0.00	0.00	-38,592.00
OTHER FINANCING SOURCES (USES)										
TOTAL OTHER FINANCING SOURCES (USES)	0.00	0.00		0.00		0.00		0.00	0.00	0.00
NET CHANGE IN FUND BALANCE	-208,418.35	-207,809.67		-19,998.89		9,584.49		0.00	0.00	-9,584.49



PERIOD ENDING 2/28/2023

	ACTUAL LAST YEAR			ACTUAL THIS YEAR				ENCUMBRANCE	BUDGET	UNENCUMBERED BALANCE
	CURRENT MONTH	YEAR TO DATE	%	CURRENT MONTH	%	YEAR TO DATE	%			
REVENUES										
<i>TOTAL REVENUES</i>	0.00	0.00	0	0.00	0	0.00	0	0.00	0.00	0.00
EXPENDITURES										
<i>TOTAL EXPENDITURES</i>	0.00	0.00	0	0.00	0	0.00	0	0.00	0.00	0.00
OTHER FINANCING SOURCES (USES)										
<i>TOTAL OTHER FINANCING SOURCES (USES)</i>	0.00	0.00		0.00		0.00		0.00	0.00	0.00
NET CHANGE IN FUND BALANCE	0.00	0.00		0.00		0.00		0.00	0.00	0.00



FUND DEPT 3105-020 : CAPITAL ASSET REPLCMT FND - AUDITOR

3/13/2023 9:16:54 AM

PERIOD ENDING 2/28/2023

	ACTUAL LAST YEAR			ACTUAL THIS YEAR				ENCUMBRANCE	BUDGET	UNENCUMBERED BALANCE
	CURRENT MONTH	YEAR TO DATE	%	CURRENT MONTH	%	YEAR TO DATE	%			
EXPENDITURES										
<i>TOTAL EXPENDITURES</i>	<i>0.00</i>	<i>0.00</i>	<i>0</i>	<i>0.00</i>	<i>0</i>	<i>0.00</i>	<i>0</i>	<i>0.00</i>	<i>0.00</i>	<i>0.00</i>
OTHER FINANCING SOURCES (USES)										
<i>TOTAL OTHER FINANCING SOURCES (USES)</i>	<i>0.00</i>	<i>0.00</i>		<i>0.00</i>		<i>0.00</i>		<i>0.00</i>	<i>0.00</i>	<i>0.00</i>
NET CHANGE IN FUND BALANCE	0.00	0.00		0.00		0.00		0.00	0.00	0.00



FUND DEPT 3105-021 : CAPITAL ASSET REPLCMT FND - BOARD OF REVIEW

3/13/2023 9:16:54 AM

PERIOD ENDING 2/28/2023

	ACTUAL LAST YEAR			ACTUAL THIS YEAR				ENCUMBRANCE	BUDGET	UNENCUMBERED BALANCE
	CURRENT MONTH	YEAR TO DATE	%	CURRENT MONTH	%	YEAR TO DATE	%			
EXPENDITURES										
TOTAL EXPENDITURES	0.00	0.00	0	0.00	0	0.00	0	0.00	0.00	0.00
OTHER FINANCING SOURCES (USES)										
TOTAL OTHER FINANCING SOURCES (USES)	0.00	0.00		0.00		0.00		0.00	0.00	0.00
NET CHANGE IN FUND BALANCE	0.00	0.00		0.00		0.00		0.00	0.00	0.00



PERIOD ENDING 2/28/2023

	ACTUAL LAST YEAR			ACTUAL THIS YEAR				ENCUMBRANCE	BUDGET	UNENCUMBERED BALANCE
	CURRENT MONTH	YEAR TO DATE	%	CURRENT MONTH	%	YEAR TO DATE	%			
EXPENDITURES										
TOTAL EXPENDITURES	0.00	0.00	0	0.00	0	0.00	0	0.00	0.00	0.00
OTHER FINANCING SOURCES (USES)										
TOTAL OTHER FINANCING SOURCES (USES)	0.00	0.00		0.00		0.00		0.00	0.00	0.00
NET CHANGE IN FUND BALANCE	0.00	0.00		0.00		0.00		0.00	0.00	0.00



FUND DEPT 3105-025 : CAPITAL ASSET REPLCMT FND - SUPERVISOR OF ASSESSMENT

3/13/2023 9:16:54 AM

PERIOD ENDING 2/28/2023

	ACTUAL LAST YEAR			ACTUAL THIS YEAR				ENCUMBRANCE	BUDGET	UNENCUMBERED BALANCE
	CURRENT MONTH	YEAR TO DATE	%	CURRENT MONTH	%	YEAR TO DATE	%			
EXPENDITURES										
5020 SERVICES	0.00	3,707.34	93	0.00	0	5,852.21	0	0.00	0.00	-5,852.21
TOTAL EXPENDITURES	0.00	3,707.34	33	0.00	0	5,852.21	0	0.00	0.00	-5,852.21
OTHER FINANCING SOURCES (USES)										
TOTAL OTHER FINANCING SOURCES (USES)	0.00	0.00		0.00		0.00		0.00	0.00	0.00
NET CHANGE IN FUND BALANCE	0.00	-3,707.34		0.00		-5,852.21		0.00	0.00	5,852.21




FUND DEPT 3105-026 : CAPITAL ASSET REPLCMT FND - COUNTY TREASURER

3/13/2023 9:16:54 AM

PERIOD ENDING 2/28/2023

	ACTUAL LAST YEAR			ACTUAL THIS YEAR				ENCUMBRANCE	BUDGET	UNENCUMBERED BALANCE
	CURRENT MONTH	YEAR TO DATE	%	CURRENT MONTH	%	YEAR TO DATE	%			
EXPENDITURES										
TOTAL EXPENDITURES	0.00	0.00	0	0.00	0	0.00	0	0.00	0.00	0.00
OTHER FINANCING SOURCES (USES)										
TOTAL OTHER FINANCING SOURCES (USES)	0.00	0.00		0.00		0.00		0.00	0.00	0.00
NET CHANGE IN FUND BALANCE	0.00	0.00		0.00		0.00		0.00	0.00	0.00



FUND DEPT 3105-028 : CAPITAL ASSET REPLCMT FND - INFORMATION TECHNOLOGY (IT)

3/13/2023 9:16:54 AM

PERIOD ENDING 2/28/2023

	ACTUAL LAST YEAR			ACTUAL THIS YEAR				ENCUMBRANCE	BUDGET	UNENCUMBERED BALANCE
	CURRENT MONTH	YEAR TO DATE	%	CURRENT MONTH	%	YEAR TO DATE	%			
REVENUES										
4009 MISCELLANEOUS REVENUES	0.00	0.00	0	0.00	0	35,205.31	0	0.00	0.00	-35,205.31
TOTAL REVENUES	0.00	0.00	0	0.00	0	35,205.31	0	0.00	0.00	-35,205.31
EXPENDITURES										
5010 COMMODITIES	6,322.54	19,237.78	68	0.00	0	0.00	0	0.00	0.00	0.00
5020 SERVICES	18,907.71	201,836.18	20	156,519.31	0	336,016.10	0	69,438.21	0.00	-405,454.31
8000 CAPITAL OUTLAY	0.00	20,420.00	3	0.00	0	0.00	0	0.00	0.00	0.00
TOTAL EXPENDITURES	25,230.25	241,493.96	14	156,519.31	0	336,016.10	0	69,438.21	0.00	-405,454.31
OTHER FINANCING SOURCES (USES)										
TOTAL OTHER FINANCING SOURCES (USES)	0.00	0.00		0.00		0.00		0.00	0.00	0.00
NET CHANGE IN FUND BALANCE	-25,230.25	-241,493.96		-156,519.31		-300,810.79		-69,438.21	0.00	370,249.00



FUND DEPT 3105-036 : CAPITAL ASSET REPLCMT FND - PUBLIC DEFENDER

3/13/2023 9:16:54 AM

PERIOD ENDING 2/28/2023

	ACTUAL LAST YEAR			ACTUAL THIS YEAR				ENCUMBRANCE	BUDGET	UNENCUMBERED BALANCE
	CURRENT MONTH	YEAR TO DATE	%	CURRENT MONTH	%	YEAR TO DATE	%			
EXPENDITURES										
5010 COMMODITIES	101.78	101.78	1	0.00	0	0.00	0	0.00	0.00	0.00
TOTAL EXPENDITURES	101.78	101.78	1	0.00	0	0.00	0	0.00	0.00	0.00
OTHER FINANCING SOURCES (USES)										
TOTAL OTHER FINANCING SOURCES (USES)	0.00	0.00		0.00		0.00		0.00	0.00	0.00
NET CHANGE IN FUND BALANCE	-101.78	-101.78		0.00		0.00		0.00	0.00	0.00



FUND DEPT 3105-040 : CAPITAL ASSET REPLCMT FND - SHERIFF

3/13/2023 9:16:54 AM

PERIOD ENDING 2/28/2023

	ACTUAL LAST YEAR			ACTUAL THIS YEAR				ENCUMBRANCE	BUDGET	UNENCUMBERED BALANCE
	CURRENT MONTH	YEAR TO DATE	%	CURRENT MONTH	%	YEAR TO DATE	%			
EXPENDITURES										
5020 SERVICES	0.00	8,520.00	34	0.00	0	8,520.00	0	0.00	0.00	-8,520.00
TOTAL EXPENDITURES	0.00	8,520.00	3	0.00	0	8,520.00	0	0.00	0.00	-8,520.00
OTHER FINANCING SOURCES (USES)										
TOTAL OTHER FINANCING SOURCES (USES)	0.00	0.00		0.00		0.00		0.00	0.00	0.00
NET CHANGE IN FUND BALANCE	0.00	-8,520.00		0.00		-8,520.00		0.00	0.00	8,520.00



PERIOD ENDING 2/28/2023

	ACTUAL LAST YEAR			ACTUAL THIS YEAR				ENCUMBRANCE	BUDGET	UNENCUMBERED BALANCE
	CURRENT MONTH	YEAR TO DATE	%	CURRENT MONTH	%	YEAR TO DATE	%			
EXPENDITURES										
5010 COMMODITIES	0.00	493.00	1	0.00	0	0.00	0	0.00	0.00	0.00
TOTAL EXPENDITURES	0.00	493.00	1	0.00	0	0.00	0	0.00	0.00	0.00
OTHER FINANCING SOURCES (USES)										
TOTAL OTHER FINANCING SOURCES (USES)	0.00	0.00		0.00		0.00		0.00	0.00	0.00
NET CHANGE IN FUND BALANCE	0.00	-493.00		0.00		0.00		0.00	0.00	0.00




FUND DEPT 3105-042 : CAPITAL ASSET REPLCMT FND - CORONER

3/13/2023 9:16:54 AM

PERIOD ENDING 2/28/2023

	ACTUAL LAST YEAR			ACTUAL THIS YEAR				ENCUMBRANCE	BUDGET	UNENCUMBERED BALANCE
	CURRENT MONTH	YEAR TO DATE	%	CURRENT MONTH	%	YEAR TO DATE	%			
EXPENDITURES										
5010 COMMODITIES	0.00	4,388.64	16	0.00	0	0.00	0	0.00	0.00	0.00
TOTAL EXPENDITURES	0.00	4,388.64	12	0.00	0	0.00	0	0.00	0.00	0.00
OTHER FINANCING SOURCES (USES)										
TOTAL OTHER FINANCING SOURCES (USES)	0.00	0.00		0.00		0.00		0.00	0.00	0.00
NET CHANGE IN FUND BALANCE	0.00	-4,388.64		0.00		0.00		0.00	0.00	0.00



PERIOD ENDING 2/28/2023

	ACTUAL LAST YEAR			ACTUAL THIS YEAR				ENCUMBRANCE	BUDGET	UNENCUMBERED BALANCE
	CURRENT MONTH	YEAR TO DATE	%	CURRENT MONTH	%	YEAR TO DATE	%			
EXPENDITURES										
<i>TOTAL EXPENDITURES</i>	<i>0.00</i>	<i>0.00</i>	<i>0</i>	<i>0.00</i>	<i>0</i>	<i>0.00</i>	<i>0</i>	<i>0.00</i>	<i>0.00</i>	<i>0.00</i>
OTHER FINANCING SOURCES (USES)										
<i>TOTAL OTHER FINANCING SOURCES (USES)</i>	<i>0.00</i>	<i>0.00</i>		<i>0.00</i>		<i>0.00</i>		<i>0.00</i>	<i>0.00</i>	<i>0.00</i>
NET CHANGE IN FUND BALANCE	0.00	0.00		0.00		0.00		0.00	0.00	0.00



FUND DEPT 3105-051 : CAPITAL ASSET REPLCMT FND - JUVENILE DETENTION CENTER

3/13/2023 9:16:54 AM

PERIOD ENDING 2/28/2023

	ACTUAL LAST YEAR			ACTUAL THIS YEAR				ENCUMBRANCE	BUDGET	UNENCUMBERED BALANCE
	CURRENT MONTH	YEAR TO DATE	%	CURRENT MONTH	%	YEAR TO DATE	%			
EXPENDITURES										
5020 SERVICES	0.00	3,995.00	100	0.00	0	3,995.00	0	0.00	0.00	-3,995.00
TOTAL EXPENDITURES	0.00	3,995.00	6	0.00	0	3,995.00	0	0.00	0.00	-3,995.00
OTHER FINANCING SOURCES (USES)										
TOTAL OTHER FINANCING SOURCES (USES)	0.00	0.00		0.00		0.00		0.00	0.00	0.00
NET CHANGE IN FUND BALANCE	0.00	-3,995.00		0.00		-3,995.00		0.00	0.00	3,995.00



FUND DEPT 3105-052 : CAPITAL ASSET REPLCMT FND - COURT SERVICES -PROBATION

3/13/2023 9:16:54 AM

PERIOD ENDING 2/28/2023

	ACTUAL LAST YEAR			ACTUAL THIS YEAR				ENCUMBRANCE	BUDGET	UNENCUMBERED BALANCE
	CURRENT MONTH	YEAR TO DATE	%	CURRENT MONTH	%	YEAR TO DATE	%			
EXPENDITURES										
TOTAL EXPENDITURES	0.00	0.00	0	0.00	0	0.00	0	0.00	0.00	0.00
OTHER FINANCING SOURCES (USES)										
TOTAL OTHER FINANCING SOURCES (USES)	0.00	0.00		0.00		0.00		0.00	0.00	0.00
NET CHANGE IN FUND BALANCE	0.00	0.00		0.00		0.00		0.00	0.00	0.00



FUND DEPT 3105-059 : CAPITAL ASSET REPLCMT FND - FACILITIES PLANNING

3/13/2023 9:16:54 AM


PERIOD ENDING 2/28/2023

	ACTUAL LAST YEAR			ACTUAL THIS YEAR				ENCUMBRANCE	BUDGET	UNENCUMBERED BALANCE
	CURRENT MONTH	YEAR TO DATE	%	CURRENT MONTH	%	YEAR TO DATE	%			
REVENUES										
4008 INVESTMENT EARNINGS	0.00	0.00	0	96.51	0	5,984.12	0	0.00	0.00	-5,984.12
4009 MISCELLANEOUS REVENUES	0.00	0.00	0	32,808.77	0	32,808.77	0	0.00	0.00	-32,808.77
TOTAL REVENUES	0.00	0.00	0	32,905.28	0	38,792.89	0	0.00	0.00	-38,792.89
EXPENDITURES										
5020 SERVICES	4,803.19	4,803.19	0	916.96	0	7,251.96	0	0.00	0.00	-7,251.96
8000 CAPITAL OUTLAY	387,888.67	387,888.67	26	112,603.50	0	245,498.10	0	0.00	0.00	-245,498.10
TOTAL EXPENDITURES	392,691.86	392,691.86	15	113,520.46	0	252,750.06	0	0.00	0.00	-252,750.06
OTHER FINANCING SOURCES (USES)										
TOTAL OTHER FINANCING SOURCES (USES)	0.00	0.00		0.00		0.00		0.00	0.00	0.00
NET CHANGE IN FUND BALANCE	-392,691.86	-392,691.86		-80,615.18		-213,957.17		0.00	0.00	213,957.17



PERIOD ENDING 2/28/2023

	ACTUAL LAST YEAR			ACTUAL THIS YEAR				ENCUMBRANCE	BUDGET	UNENCUMBERED BALANCE
	CURRENT MONTH	YEAR TO DATE	%	CURRENT MONTH	%	YEAR TO DATE	%			
EXPENDITURES										
8000 CAPITAL OUTLAY	0.00	0.00	0	0.00	0	0.00	0	69,393.00	0.00	-69,393.00
TOTAL EXPENDITURES	0.00	0.00	0	0.00	0	0.00	0	69,393.00	0.00	-69,393.00
OTHER FINANCING SOURCES (USES)										
TOTAL OTHER FINANCING SOURCES (USES)	0.00	0.00		0.00		0.00		0.00	0.00	0.00
NET CHANGE IN FUND BALANCE	0.00	0.00		0.00		0.00		-69,393.00	0.00	69,393.00



PERIOD ENDING 2/28/2023

	ACTUAL LAST YEAR			ACTUAL THIS YEAR				ENCUMBRANCE	BUDGET	UNENCUMBERED BALANCE
	CURRENT MONTH	YEAR TO DATE	%	CURRENT MONTH	%	YEAR TO DATE	%			
EXPENDITURES										
TOTAL EXPENDITURES	0.00	0.00	0	0.00	0	0.00	0	0.00	0.00	0.00
OTHER FINANCING SOURCES (USES)										
TOTAL OTHER FINANCING SOURCES (USES)	0.00	0.00		0.00		0.00		0.00	0.00	0.00
NET CHANGE IN FUND BALANCE	0.00	0.00		0.00		0.00		0.00	0.00	0.00



FUND DEPT 3105-140 : CAPITAL ASSET REPLCMT FND - CORRECTIONAL CENTER

3/13/2023 9:16:54 AM

PERIOD ENDING 2/28/2023

	ACTUAL LAST YEAR			ACTUAL THIS YEAR				ENCUMBRANCE	BUDGET	UNENCUMBERED BALANCE
	CURRENT MONTH	YEAR TO DATE	%	CURRENT MONTH	%	YEAR TO DATE	%			
EXPENDITURES										
5020 SERVICES	0.00	26,328.50	15	0.00	0	26,328.50	0	0.00	0.00	-26,328.50
TOTAL EXPENDITURES	0.00	26,328.50	7	0.00	0	26,328.50	0	0.00	0.00	-26,328.50
OTHER FINANCING SOURCES (USES)										
TOTAL OTHER FINANCING SOURCES (USES)	0.00	0.00		0.00		0.00		0.00	0.00	0.00
NET CHANGE IN FUND BALANCE	0.00	-26,328.50		0.00		-26,328.50		0.00	0.00	26,328.50



FUND DEPT 3303-010 : COURT COMPLEX CONSTR FUND - COUNTY BOARD

3/13/2023 9:16:54 AM

PERIOD ENDING 2/28/2023

	ACTUAL LAST YEAR			ACTUAL THIS YEAR				ENCUMBRANCE	BUDGET	UNENCUMBERED BALANCE
	CURRENT MONTH	YEAR TO DATE	%	CURRENT MONTH	%	YEAR TO DATE	%			
REVENUES										
4008 INVESTMENT EARNINGS	2.19	3.73	15	9.74	0	24.13	0	0.00	0.00	-24.13
TOTAL REVENUES	2.19	3.73	15	9.74	0	24.13	0	0.00	0.00	-24.13
EXPENDITURES										
TOTAL EXPENDITURES	0.00	0.00	0	0.00	0	0.00	0	0.00	0.00	0.00
OTHER FINANCING SOURCES (USES)										
TOTAL OTHER FINANCING SOURCES (USES)	0.00	0.00		0.00		0.00		0.00	0.00	0.00
NET CHANGE IN FUND BALANCE	2.19	3.73		9.74		24.13		0.00	0.00	-24.13



FUND DEPT 4074-010 : 2003 NURS HM BOND DBT SRV - COUNTY BOARD

3/13/2023 9:16:54 AM

PERIOD ENDING 2/28/2023

	ACTUAL LAST YEAR			ACTUAL THIS YEAR				ENCUMBRANCE	BUDGET	UNENCUMBERED BALANCE
	CURRENT MONTH	YEAR TO DATE	%	CURRENT MONTH	%	YEAR TO DATE	%			
REVENUES										
TOTAL REVENUES	0.00	0.00	0	0.00	0	0.00	0	0.00	0.00	0.00
EXPENDITURES										
TOTAL EXPENDITURES	0.00	0.00	0	0.00	0	0.00	0	0.00	0.00	0.00
OTHER FINANCING SOURCES (USES)										
TOTAL OTHER FINANCING SOURCES (USES)	0.00	0.00		0.00		0.00		0.00	0.00	0.00
NET CHANGE IN FUND BALANCE	0.00	0.00		0.00		0.00		0.00	0.00	0.00



FUND DEPT 4350-010 : HWY FACIL BOND DEBT SERVICE - COUNTY BOARD

3/13/2023 9:16:54 AM

PERIOD ENDING 2/28/2023

	ACTUAL LAST YEAR			ACTUAL THIS YEAR				ENCUMBRANCE	BUDGET	UNENCUMBERED BALANCE
	CURRENT MONTH	YEAR TO DATE	%	CURRENT MONTH	%	YEAR TO DATE	%			
REVENUES										
TOTAL REVENUES	0.00	0.00	0	0.00	0	0.00	0	0.00	0.00	0.00
OTHER FINANCING SOURCES (USES)										
TOTAL OTHER FINANCING SOURCES (USES)	0.00	0.00		0.00		0.00		0.00	0.00	0.00
NET CHANGE IN FUND BALANCE	0.00	0.00		0.00		0.00		0.00	0.00	0.00



FUND DEPT 5081-075 : NURSING HOME - GENERAL COUNTY

3/13/2023 9:16:54 AM

PERIOD ENDING 2/28/2023

	ACTUAL LAST YEAR			ACTUAL THIS YEAR				ENCUMBRANCE	BUDGET	UNENCUMBERED BALANCE
	CURRENT MONTH	YEAR TO DATE	%	CURRENT MONTH	%	YEAR TO DATE	%			
OTHER FINANCING SOURCES (USES)										
TOTAL OTHER FINANCING SOURCES (USES)	<i>0.00</i>	<i>0.00</i>		<i>0.00</i>		<i>0.00</i>		<i>0.00</i>	<i>0.00</i>	<i>0.00</i>
NET CHANGE IN FUND BALANCE	0.00	0.00		0.00		0.00		0.00	0.00	0.00



FUND DEPT 5081-120 : NURSING HOME - EMPLOYEE GROUP INSURANCE

3/13/2023 9:16:54 AM

PERIOD ENDING 2/28/2023

	ACTUAL LAST YEAR			ACTUAL THIS YEAR				ENCUMBRANCE	BUDGET	UNENCUMBERED BALANCE
	CURRENT MONTH	YEAR TO DATE	%	CURRENT MONTH	%	YEAR TO DATE	%			
OTHER FINANCING SOURCES (USES)										
TOTAL OTHER FINANCING SOURCES (USES)	<i>0.00</i>	<i>0.00</i>		<i>0.00</i>		<i>0.00</i>		<i>0.00</i>	<i>0.00</i>	<i>0.00</i>
NET CHANGE IN FUND BALANCE	0.00	0.00		0.00		0.00		0.00	0.00	0.00



FUND DEPT 5081-405 : NURSING HOME - NURSING HOME TRANSITION

3/13/2023 9:16:54 AM

PERIOD ENDING 2/28/2023

	ACTUAL LAST YEAR			ACTUAL THIS YEAR				ENCUMBRANCE	BUDGET	UNENCUMBERED BALANCE
	CURRENT MONTH	YEAR TO DATE	%	CURRENT MONTH	%	YEAR TO DATE	%			
REVENUES										
<i>TOTAL REVENUES</i>	<i>0.00</i>	<i>0.00</i>	<i>0</i>	<i>0.00</i>	<i>0</i>	<i>0.00</i>	<i>0</i>	<i>0.00</i>	<i>0.00</i>	<i>0.00</i>
EXPENDITURES										
<i>TOTAL EXPENDITURES</i>	<i>0.00</i>	<i>0.00</i>	<i>0</i>	<i>0.00</i>	<i>0</i>	<i>0.00</i>	<i>0</i>	<i>0.00</i>	<i>0.00</i>	<i>0.00</i>
OTHER FINANCING SOURCES (USES)										
<i>TOTAL OTHER FINANCING SOURCES (USES)</i>	<i>0.00</i>	<i>0.00</i>		<i>0.00</i>		<i>0.00</i>		<i>0.00</i>	<i>0.00</i>	<i>0.00</i>
NET CHANGE IN FUND BALANCE	0.00	0.00		0.00		0.00		0.00	0.00	0.00



FUND DEPT 5081-410 : NURSING HOME - ADMINISTRATIVE

3/13/2023 9:16:54 AM

PERIOD ENDING 2/28/2023

	ACTUAL LAST YEAR			ACTUAL THIS YEAR				ENCUMBRANCE	BUDGET	UNENCUMBERED BALANCE
	CURRENT MONTH	YEAR TO DATE	%	CURRENT MONTH	%	YEAR TO DATE	%			
REVENUES										
4008 INVESTMENT EARNINGS	7.82	13.87	0	324.10	0	661.01	0	0.00	0.00	-661.01
TOTAL REVENUES	7.82	13.87	0	324.10	0	661.01	0	0.00	0.00	-661.01
EXPENDITURES										
5020 SERVICES	12,007.80	12,007.80	48	12,007.80	0	12,007.80	0	0.00	0.00	-12,007.80
TOTAL EXPENDITURES	12,007.80	12,007.80	48	12,007.80	0	12,007.80	0	0.00	0.00	-12,007.80
OTHER FINANCING SOURCES (USES)										
TOTAL OTHER FINANCING SOURCES (USES)	0.00	0.00		0.00		0.00		0.00	0.00	0.00
NET CHANGE IN FUND BALANCE	-11,999.98	-11,993.93		-11,683.70		-11,346.79		0.00	0.00	11,346.79



FUND DEPT 5081-415 : NURSING HOME - ENVIRONMENTAL SERVICES

3/13/2023 9:16:54 AM

PERIOD ENDING 2/28/2023

	ACTUAL LAST YEAR			ACTUAL THIS YEAR				ENCUMBRANCE	BUDGET	UNENCUMBERED BALANCE
	CURRENT MONTH	YEAR TO DATE	%	CURRENT MONTH	%	YEAR TO DATE	%			
EXPENDITURES										
TOTAL EXPENDITURES	0.00	0.00	0	0.00	0	0.00	0	0.00	0.00	0.00
NET CHANGE IN FUND BALANCE	0.00	0.00		0.00		0.00		0.00	0.00	0.00



FUND DEPT 5081-420 : NURSING HOME - LAUNDRY

3/13/2023 9:16:54 AM

PERIOD ENDING 2/28/2023

	ACTUAL LAST YEAR			ACTUAL THIS YEAR				ENCUMBRANCE	BUDGET	UNENCUMBERED BALANCE
	CURRENT MONTH	YEAR TO DATE	%	CURRENT MONTH	%	YEAR TO DATE	%			
EXPENDITURES										
TOTAL EXPENDITURES	0.00	0.00	0	0.00	0	0.00	0	0.00	0.00	0.00
NET CHANGE IN FUND BALANCE	0.00	0.00		0.00		0.00		0.00	0.00	0.00



FUND DEPT 5081-425 : NURSING HOME - MAINTENANCE

3/13/2023 9:16:54 AM

PERIOD ENDING 2/28/2023

	ACTUAL LAST YEAR			ACTUAL THIS YEAR				ENCUMBRANCE	BUDGET	UNENCUMBERED BALANCE
	CURRENT MONTH	YEAR TO DATE	%	CURRENT MONTH	%	YEAR TO DATE	%			
EXPENDITURES										
TOTAL EXPENDITURES	0.00	0.00	0	0.00	0	0.00	0	0.00	0.00	0.00
NET CHANGE IN FUND BALANCE	0.00	0.00		0.00		0.00		0.00	0.00	0.00



FUND DEPT 5081-430 : NURSING HOME - NURSING SERVICES

3/13/2023 9:16:54 AM

PERIOD ENDING 2/28/2023

	ACTUAL LAST YEAR			ACTUAL THIS YEAR				ENCUMBRANCE	BUDGET	UNENCUMBERED BALANCE
	CURRENT MONTH	YEAR TO DATE	%	CURRENT MONTH	%	YEAR TO DATE	%			
EXPENDITURES										
TOTAL EXPENDITURES	0.00	0.00	0	0.00	0	0.00	0	0.00	0.00	0.00
NET CHANGE IN FUND BALANCE	0.00	0.00		0.00		0.00		0.00	0.00	0.00



FUND DEPT 5081-440 : NURSING HOME - ACTIVITIES

3/13/2023 9:16:54 AM

PERIOD ENDING 2/28/2023

	ACTUAL LAST YEAR			ACTUAL THIS YEAR				ENCUMBRANCE	BUDGET	UNENCUMBERED BALANCE
	CURRENT MONTH	YEAR TO DATE	%	CURRENT MONTH	%	YEAR TO DATE	%			
EXPENDITURES										
TOTAL EXPENDITURES	0.00	0.00	0	0.00	0	0.00	0	0.00	0.00	0.00
NET CHANGE IN FUND BALANCE	0.00	0.00		0.00		0.00		0.00	0.00	0.00



FUND DEPT 5081-441 : NURSING HOME - SOCIAL SERVICES

3/13/2023 9:16:54 AM

PERIOD ENDING 2/28/2023

	ACTUAL LAST YEAR			ACTUAL THIS YEAR				ENCUMBRANCE	BUDGET	UNENCUMBERED BALANCE
	CURRENT MONTH	YEAR TO DATE	%	CURRENT MONTH	%	YEAR TO DATE	%			
EXPENDITURES										
TOTAL EXPENDITURES	0.00	0.00	0	0.00	0	0.00	0	0.00	0.00	0.00
NET CHANGE IN FUND BALANCE	0.00	0.00		0.00		0.00		0.00	0.00	0.00



FUND DEPT 5081-445 : NURSING HOME - PHYSICAL THERAPY

3/13/2023 9:16:54 AM

PERIOD ENDING 2/28/2023

	ACTUAL LAST YEAR			ACTUAL THIS YEAR				ENCUMBRANCE	BUDGET	UNENCUMBERED BALANCE
	CURRENT MONTH	YEAR TO DATE	%	CURRENT MONTH	%	YEAR TO DATE	%			
EXPENDITURES										
TOTAL EXPENDITURES	0.00	0.00	0	0.00	0	0.00	0	0.00	0.00	0.00
NET CHANGE IN FUND BALANCE	0.00	0.00		0.00		0.00		0.00	0.00	0.00



FUND DEPT 5081-446 : NURSING HOME - OCCUPATIONAL THERAPY

3/13/2023 9:16:54 AM

PERIOD ENDING 2/28/2023

	ACTUAL LAST YEAR			ACTUAL THIS YEAR				ENCUMBRANCE	BUDGET	UNENCUMBERED BALANCE
	CURRENT MONTH	YEAR TO DATE	%	CURRENT MONTH	%	YEAR TO DATE	%			
EXPENDITURES										
TOTAL EXPENDITURES	0.00	0.00	0	0.00	0	0.00	0	0.00	0.00	0.00
NET CHANGE IN FUND BALANCE	0.00	0.00		0.00		0.00		0.00	0.00	0.00



FUND DEPT 5081-447 : NURSING HOME - RESPIRATORY THERAPY

3/13/2023 9:16:54 AM

PERIOD ENDING 2/28/2023

	ACTUAL LAST YEAR			ACTUAL THIS YEAR				ENCUMBRANCE	BUDGET	UNENCUMBERED BALANCE
	CURRENT MONTH	YEAR TO DATE	%	CURRENT MONTH	%	YEAR TO DATE	%			
EXPENDITURES										
TOTAL EXPENDITURES	0.00	0.00	0	0.00	0	0.00	0	0.00	0.00	0.00
NET CHANGE IN FUND BALANCE	0.00	0.00		0.00		0.00		0.00	0.00	0.00



FUND DEPT 5081-448 : NURSING HOME - SPEECH THERAPY

3/13/2023 9:16:54 AM

PERIOD ENDING 2/28/2023

	ACTUAL LAST YEAR			ACTUAL THIS YEAR				ENCUMBRANCE	BUDGET	UNENCUMBERED BALANCE
	CURRENT MONTH	YEAR TO DATE	%	CURRENT MONTH	%	YEAR TO DATE	%			
EXPENDITURES										
TOTAL EXPENDITURES	<i>0.00</i>	<i>0.00</i>	<i>0</i>	<i>0.00</i>	<i>0</i>	<i>0.00</i>	<i>0</i>	<i>0.00</i>	<i>0.00</i>	<i>0.00</i>
NET CHANGE IN FUND BALANCE	0.00	0.00		0.00		0.00		0.00	0.00	0.00



FUND DEPT 5081-450 : NURSING HOME - DIETARY

3/13/2023 9:16:54 AM

PERIOD ENDING 2/28/2023

	ACTUAL LAST YEAR			ACTUAL THIS YEAR				ENCUMBRANCE	BUDGET	UNENCUMBERED BALANCE
	CURRENT MONTH	YEAR TO DATE	%	CURRENT MONTH	%	YEAR TO DATE	%			
EXPENDITURES										
TOTAL EXPENDITURES	0.00	0.00	0	0.00	0	0.00	0	0.00	0.00	0.00
NET CHANGE IN FUND BALANCE	0.00	0.00		0.00		0.00		0.00	0.00	0.00



FUND DEPT 5081-455 : NURSING HOME - BEAUTY SHOP

3/13/2023 9:16:54 AM

PERIOD ENDING 2/28/2023

	ACTUAL LAST YEAR			ACTUAL THIS YEAR				ENCUMBRANCE	BUDGET	UNENCUMBERED BALANCE
	CURRENT MONTH	YEAR TO DATE	%	CURRENT MONTH	%	YEAR TO DATE	%			
EXPENDITURES										
TOTAL EXPENDITURES	0.00	0.00	0	0.00	0	0.00	0	0.00	0.00	0.00
NET CHANGE IN FUND BALANCE	0.00	0.00		0.00		0.00		0.00	0.00	0.00



FUND DEPT 5081-460 : NURSING HOME - ADULT DAY CARE

3/13/2023 9:16:54 AM

PERIOD ENDING 2/28/2023

	ACTUAL LAST YEAR			ACTUAL THIS YEAR				ENCUMBRANCE	BUDGET	UNENCUMBERED BALANCE
	CURRENT MONTH	YEAR TO DATE	%	CURRENT MONTH	%	YEAR TO DATE	%			
EXPENDITURES										
TOTAL EXPENDITURES	0.00	0.00	0	0.00	0	0.00	0	0.00	0.00	0.00
NET CHANGE IN FUND BALANCE	0.00	0.00		0.00		0.00		0.00	0.00	0.00



FUND DEPT 5081-462 : NURSING HOME - ALZHEIMERS UNIT

3/13/2023 9:16:54 AM

PERIOD ENDING 2/28/2023

	ACTUAL LAST YEAR			ACTUAL THIS YEAR				ENCUMBRANCE	BUDGET	UNENCUMBERED BALANCE
	CURRENT MONTH	YEAR TO DATE	%	CURRENT MONTH	%	YEAR TO DATE	%			
EXPENDITURES										
TOTAL EXPENDITURES	0.00	0.00	0	0.00	0	0.00	0	0.00	0.00	0.00
NET CHANGE IN FUND BALANCE	0.00	0.00		0.00		0.00		0.00	0.00	0.00




FUND DEPT 6476-118 : SELF-FUNDED INSURANCE - PROPERTY/LIABILITY INSUR

3/13/2023 9:16:54 AM

PERIOD ENDING 2/28/2023

	ACTUAL LAST YEAR			ACTUAL THIS YEAR				ENCUMBRANCE	BUDGET	UNENCUMBERED BALANCE
	CURRENT MONTH	YEAR TO DATE	%	CURRENT MONTH	%	YEAR TO DATE	%			
REVENUES										
TOTAL REVENUES	0.00	0.00	0	0.00	0	0.00	0	0.00	0.00	0.00
EXPENDITURES										
5020 SERVICES	124,368.00	204,017.17	10	51,283.73	0	142,469.12	0	0.00	0.00	-142,469.12
TOTAL EXPENDITURES	124,368.00	204,017.17	10	51,283.73	0	142,469.12	0	0.00	0.00	-142,469.12
OTHER FINANCING SOURCES (USES)										
TOTAL OTHER FINANCING SOURCES (USES)	0.00	0.00		0.00		0.00		0.00	0.00	0.00
NET CHANGE IN FUND BALANCE	-124,368.00	-204,017.17		-51,283.73		-142,469.12		0.00	0.00	142,469.12



PERIOD ENDING 2/28/2023

	ACTUAL LAST YEAR			ACTUAL THIS YEAR				ENCUMBRANCE	BUDGET	UNENCUMBERED BALANCE
	CURRENT MONTH	YEAR TO DATE	%	CURRENT MONTH	%	YEAR TO DATE	%			
REVENUES										
4007 CHARGES FOR SERVICES	0.00	0.00	0	71,303.06	0	71,303.06	0	0.00	0.00	-71,303.06
4008 INVESTMENT EARNINGS	224.68	401.24	25	2,377.93	0	8,670.32	0	0.00	0.00	-8,670.32
TOTAL REVENUES	224.68	401.24	0	73,680.99	0	79,973.38	0	0.00	0.00	-79,973.38
EXPENDITURES										
5003 FRINGE BENEFITS	60,421.48	82,931.55	9	110,804.07	0	169,807.69	0	0.00	0.00	-169,807.69
TOTAL EXPENDITURES	60,421.48	82,931.55	9	110,804.07	0	169,807.69	0	0.00	0.00	-169,807.69
OTHER FINANCING SOURCES (USES)										
TOTAL OTHER FINANCING SOURCES (USES)	0.00	0.00		0.00		0.00		0.00	0.00	0.00
NET CHANGE IN FUND BALANCE	-60,196.80	-82,530.31		-37,123.08		-89,834.31		0.00	0.00	89,834.31




FUND DEPT 6620-120 : HEALTH-LIFE INSURANCE - EMPLOYEE GROUP INSURANCE

3/13/2023 9:16:54 AM

PERIOD ENDING 2/28/2023

	ACTUAL LAST YEAR			ACTUAL THIS YEAR				ENCUMBRANCE	BUDGET	UNENCUMBERED BALANCE
	CURRENT MONTH	YEAR TO DATE	%	CURRENT MONTH	%	YEAR TO DATE	%			
REVENUES										
4007 CHARGES FOR SERVICES	102,564.76	205,187.52	0	97,215.35	0	218,223.32	0	0.00	0.00	-218,223.32
4008 INVESTMENT EARNINGS	18.17	58.92	0	148.65	0	1,239.91	0	0.00	0.00	-1,239.91
4009 MISCELLANEOUS REVENUES	0.00	1,269.00	0	0.00	0	0.00	0	0.00	0.00	0.00
TOTAL REVENUES	102,582.93	206,515.44	3	97,364.00	0	219,463.23	0	0.00	0.00	-219,463.23
EXPENDITURES										
5003 FRINGE BENEFITS	562,684.01	1,150,147.31	16	1,729.58	0	3,271.38	0	0.00	0.00	-3,271.38
5010 COMMODITIES	0.00	0.00	0	0.00	0	540.50	159	0.00	340.50	-200.00
5020 SERVICES	0.00	0.00	0	0.00	0	0.00	0	0.00	-340.50	-340.50
TOTAL EXPENDITURES	562,684.01	1,150,147.31	15	1,729.58	0	3,811.88	0	0.00	0.00	-3,811.88
OTHER FINANCING SOURCES (USES)										
TOTAL OTHER FINANCING SOURCES (USES)	0.00	0.00		0.00		0.00		0.00	0.00	0.00
NET CHANGE IN FUND BALANCE	-460,101.08	-943,631.87		95,634.42		215,651.35		0.00	0.00	-215,651.35



FUND DEPT 7086-060 : TOWNSHIP MOTOR FUEL TAX - HIGHWAY

3/13/2023 9:16:54 AM

PERIOD ENDING 2/28/2023

	ACTUAL LAST YEAR			ACTUAL THIS YEAR				ENCUMBRANCE	BUDGET	UNENCUMBERED BALANCE
	CURRENT MONTH	YEAR TO DATE	%	CURRENT MONTH	%	YEAR TO DATE	%			
REVENUES										
4004 INTERGOVERNMENTAL REVENUE	267,013.43	267,013.43	0	333,204.45	0	333,204.45	0	0.00	0.00	-333,204.45
4008 INVESTMENT EARNINGS	220.26	387.76	0	5,676.33	0	16,645.17	0	0.00	0.00	-16,645.17
TOTAL REVENUES	267,233.69	267,401.19	0	338,880.78	0	349,849.62	0	0.00	0.00	-349,849.62
EXPENDITURES										
5020 SERVICES	0.00	0.00	0	18,541.76	0	18,541.76	0	0.00	5,000,000.00	4,981,458.24
TOTAL EXPENDITURES	0.00	0.00	0	18,541.76	0	18,541.76	0	0.00	5,000,000.00	4,981,458.24
NET CHANGE IN FUND BALANCE	267,233.69	267,401.19		320,339.02		331,307.86		0.00	-5,000,000.00	-5,331,307.86



FUND DEPT 7087-060 : TOWNSHIP BRIDGE - HIGHWAY

3/13/2023 9:16:54 AM

PERIOD ENDING 2/28/2023

	ACTUAL LAST YEAR			ACTUAL THIS YEAR				ENCUMBRANCE	BUDGET	UNENCUMBERED BALANCE
	CURRENT MONTH	YEAR TO DATE	%	CURRENT MONTH	%	YEAR TO DATE	%			
REVENUES										
4008 INVESTMENT EARNINGS	2.96	5.68	0	1.36	0	66.90	0	0.00	0.00	-66.90
TOTAL REVENUES	2.96	5.68	0	1.36	0	66.90	0	0.00	0.00	-66.90
EXPENDITURES										
TOTAL EXPENDITURES	0.00	0.00	0	0.00	0	0.00	0	0.00	0.00	0.00
NET CHANGE IN FUND BALANCE	2.96	5.68		1.36		66.90		0.00	0.00	-66.90



FUND DEPT 7097-026 : ESTATE - COUNTY TREASURER

3/13/2023 9:16:54 AM

PERIOD ENDING 2/28/2023

	ACTUAL LAST YEAR			ACTUAL THIS YEAR				ENCUMBRANCE	BUDGET	UNENCUMBERED BALANCE
	CURRENT MONTH	YEAR TO DATE	%	CURRENT MONTH	%	YEAR TO DATE	%			
REVENUES										
4008 INVESTMENT EARNINGS	2.43	4.32	0	0.00	0	0.00	0	0.00	0.00	0.00
TOTAL REVENUES	2.43	4.32	0	0.00	0	0.00	0	0.00	0.00	0.00
NET CHANGE IN FUND BALANCE	2.43	4.32		0.00		0.00		0.00	0.00	0.00



FUND DEPT 7667-026 : PROPERTY CONDEMNATIONS - COUNTY TREASURER

3/13/2023 9:16:54 AM

PERIOD ENDING 2/28/2023

	ACTUAL LAST YEAR			ACTUAL THIS YEAR				ENCUMBRANCE	BUDGET	UNENCUMBERED BALANCE
	CURRENT MONTH	YEAR TO DATE	%	CURRENT MONTH	%	YEAR TO DATE	%			
REVENUES										
4008 INVESTMENT EARNINGS	15.06	26.78	0	0.00	0	0.00	0	0.00	0.00	0.00
TOTAL REVENUES	15.06	26.78	0	0.00	0	0.00	0	0.00	0.00	0.00
OTHER FINANCING SOURCES (USES)										
TOTAL OTHER FINANCING SOURCES (USES)	0.00	0.00		0.00		0.00		0.00	0.00	0.00
NET CHANGE IN FUND BALANCE	15.06	26.78		0.00		0.00		0.00	0.00	0.00



FUND DEPT 7687-040 : SHERIFF FORECLOSURES - SHERIFF

3/13/2023 9:16:54 AM

PERIOD ENDING 2/28/2023

	ACTUAL LAST YEAR			ACTUAL THIS YEAR				ENCUMBRANCE	BUDGET	UNENCUMBERED BALANCE
	CURRENT MONTH	YEAR TO DATE	%	CURRENT MONTH	%	YEAR TO DATE	%			
REVENUES										
4008 INVESTMENT EARNINGS	48.98	77.72	0	-347.11	0	37.09	0	0.00	0.00	-37.09
TOTAL REVENUES	48.98	77.72	0	-347.11	0	37.09	0	0.00	0.00	-37.09
OTHER FINANCING SOURCES (USES)										
6001 OTHER FINANCING SOURCES	84,100.00	176,600.00	0	506,437.74	0	655,687.74	0	0.00	0.00	-655,687.74
TOTAL OTHER FINANCING SOURCES (USES)	84,100.00	176,600.00		506,437.74		655,687.74		0.00	0.00	-655,687.74
NET CHANGE IN FUND BALANCE	84,148.98	176,677.72		506,090.63		655,724.83		0.00	0.00	-655,724.83



FUND DEPT 7699-020 : GARNISHMENTS - AUDITOR

3/13/2023 9:16:54 AM

PERIOD ENDING 2/28/2023

	ACTUAL LAST YEAR			ACTUAL THIS YEAR				ENCUMBRANCE	BUDGET	UNENCUMBERED BALANCE
	CURRENT MONTH	YEAR TO DATE	%	CURRENT MONTH	%	YEAR TO DATE	%			
REVENUES										
4008 INVESTMENT EARNINGS	0.21	0.35	0	0.00	0	0.00	0	0.00	0.00	0.00
TOTAL REVENUES	0.21	0.35	0	0.00	0	0.00	0	0.00	0.00	0.00
OTHER FINANCING SOURCES (USES)										
6001 OTHER FINANCING SOURCES	7,419.37	15,125.34	0	0.00	0	0.00	0	0.00	0.00	0.00
TOTAL OTHER FINANCING SOURCES (USES)	7,419.37	15,125.34		0.00		0.00		0.00	0.00	0.00
NET CHANGE IN FUND BALANCE	7,419.58	15,125.69		0.00		0.00		0.00	0.00	0.00



PERIOD ENDING 2/28/2023

	ACTUAL LAST YEAR			ACTUAL THIS YEAR				ENCUMBRANCE	BUDGET	UNENCUMBERED BALANCE
	CURRENT MONTH	YEAR TO DATE	%	CURRENT MONTH	%	YEAR TO DATE	%			
REVENUES										
4007 CHARGES FOR SERVICES	0.00	0.00	0	724.46	0	724.46	0	0.00	0.00	-724.46
4008 INVESTMENT EARNINGS	32.38	59.50	12	333.50	0	1,498.27	0	0.00	0.00	-1,498.27
TOTAL REVENUES	32.38	59.50	0	1,057.96	0	2,222.73	0	0.00	0.00	-2,222.73
EXPENDITURES										
5001 SALARIES AND WAGES	28,776.20	50,337.56	13	26,670.17	0	63,164.48	0	0.00	0.00	-63,164.48
5003 FRINGE BENEFITS	7,065.19	7,942.55	6	10,191.35	0	13,971.40	0	0.00	0.00	-13,971.40
5010 COMMODITIES	25.48	25.48	1	331.28	0	1,356.02	0	0.00	0.00	-1,356.02
5020 SERVICES	402.00	433.11	1	871.54	0	1,811.44	0	0.00	0.00	-1,811.44
TOTAL EXPENDITURES	36,268.87	58,738.70	10	38,064.34	0	80,303.34	0	0.00	0.00	-80,303.34
OTHER FINANCING SOURCES (USES)										
TOTAL OTHER FINANCING SOURCES (USES)	0.00	0.00		0.00		0.00		0.00	0.00	0.00
NET CHANGE IN FUND BALANCE	-36,236.49	-58,679.20		-37,006.38		-78,080.61		0.00	0.00	78,080.61



PERIOD ENDING 2/28/2023

	ACTUAL LAST YEAR			ACTUAL THIS YEAR				ENCUMBRANCE	BUDGET	UNENCUMBERED BALANCE
	CURRENT MONTH	YEAR TO DATE	%	CURRENT MONTH	%	YEAR TO DATE	%			
REVENUES										
TOTAL REVENUES	0.00	0.00	0	0.00	0	0.00	0	0.00	0.00	0.00
EXPENDITURES										
5010 COMMODITIES	0.00	0.00	0	143.87	29	143.87	29	0.00	500.00	356.13
5020 SERVICES	0.00	12,437.81	19	8,080.97	161	9,112.50	182	0.00	-500.00	-9,612.50
					6		3			
TOTAL EXPENDITURES	0.00	12,437.81	15	8,224.84	0	9,256.37	0	0.00	0.00	-9,256.37
OTHER FINANCING SOURCES (USES)										
TOTAL OTHER FINANCING SOURCES (USES)	0.00	0.00		0.00		0.00		0.00	0.00	0.00
NET CHANGE IN FUND BALANCE	0.00	-12,437.81		-8,224.84		-9,256.37		0.00	0.00	9,256.37



PERIOD ENDING 2/28/2023

	ACTUAL LAST YEAR			ACTUAL THIS YEAR				ENCUMBRANCE	BUDGET	UNENCUMBERED BALANCE
	CURRENT MONTH	YEAR TO DATE	%	CURRENT MONTH	%	YEAR TO DATE	%			
REVENUES										
TOTAL REVENUES	0.00	0.00	0	0.00	0	0.00	0	0.00	0.00	0.00
EXPENDITURES										
TOTAL EXPENDITURES	0.00	0.00	0	0.00	0	0.00	0	0.00	0.00	0.00
NET CHANGE IN FUND BALANCE	0.00	0.00		0.00		0.00		0.00	0.00	0.00