



FUND DEPT 1080-010 : GENERAL CORPORATE - COUNTY BOARD

1/18/2023 12:50:01 PM

PERIOD ENDING 12/31/2022

	ACTUAL LAST YEAR			ACTUAL THIS YEAR				ENCUMBRANCE	BUDGET	UNENCUMBERED BALANCE
	CURRENT MONTH	YEAR TO DATE	%	CURRENT MONTH	%	YEAR TO DATE	%			
REVENUES										
4006 LICENSES AND PERMITS	0.00	29,590.00	114	0.00	0	0.00	0	0.00	28,000.00	28,000.00
4007 CHARGES FOR SERVICES	20.98	70.15	23	0.00	0	50.00	17	0.00	300.00	250.00
4009 MISCELLANEOUS REVENUES	1,000.00	1,800.00	180	1,000.00	100	1,800.00	180	0.00	1,000.00	-800.00
4010 RENTS AND ROYALTIES	15,758.45	317,047.66	82	6,070.99	2	314,440.07	79	0.00	396,000.00	81,559.93
TOTAL REVENUES	16,779.43	348,507.81	84	7,070.99	2	316,290.07	74	0.00	425,300.00	109,009.93
EXPENDITURES										
5001 SALARIES AND WAGES	3,953.08	65,736.54	72	6,359.63	9	55,045.01	80	0.00	68,999.69	13,954.68
5003 FRINGE BENEFITS	2,216.22	2,216.22	55	518.98	13	3,695.32	92	0.00	4,000.00	304.68
5010 COMMODITIES	0.00	15.98	3	21.56	4	89.96	15	0.00	600.00	510.04
5020 SERVICES	585.87	85,755.71	68	2,098.43	2	99,768.86	98	0.00	101,435.00	1,666.14
TOTAL EXPENDITURES	6,755.17	153,724.45	70	8,998.60	5	158,599.15	91	0.00	175,034.69	16,435.54
NET CHANGE IN FUND BALANCE	-10,024.26	-194,783.36		1,927.61		-157,690.92		0.00	-250,265.31	-92,574.39



FUND DEPT 1080-012 : GENERAL CORPORATE - TORNADO SIRENS

1/18/2023 12:50:01 PM

PERIOD ENDING 12/31/2022

	ACTUAL LAST YEAR			ACTUAL THIS YEAR				ENCUMBRANCE	BUDGET	UNENCUMBERED BALANCE
	CURRENT MONTH	YEAR TO DATE	%	CURRENT MONTH	%	YEAR TO DATE	%			
REVENUES										
4004 INTERGOVERNMENTAL REVENUE	0.00	10,900.01	100	0.00	0	3,990.00	100	0.00	4,000.00	10.00
TOTAL REVENUES	0.00	10,900.01	100	0.00	0	3,990.00	100	0.00	4,000.00	10.00
EXPENDITURES										
5020 SERVICES	0.00	3,800.00	100	0.00	0	3,990.00	100	0.00	4,000.00	10.00
8000 CAPITAL OUTLAY	0.00	7,045.00	100	0.00	0	0.00	0	0.00	0.00	0.00
TOTAL EXPENDITURES	0.00	10,845.00	99	0.00	0	3,990.00	100	0.00	4,000.00	10.00
NET CHANGE IN FUND BALANCE	0.00	-55.01		0.00		0.00		0.00	0.00	0.00



FUND DEPT 1080-013 : GENERAL CORPORATE - DEBT SERVICE

1/18/2023 12:50:01 PM

PERIOD ENDING 12/31/2022

	ACTUAL LAST YEAR			ACTUAL THIS YEAR				ENCUMBRANCE	BUDGET	UNENCUMBERED BALANCE
	CURRENT MONTH	YEAR TO DATE	%	CURRENT MONTH	%	YEAR TO DATE	%			
REVENUES										
TOTAL REVENUES	0.00	0.00	0	0.00	0	0.00	0	0.00	0.00	0.00
EXPENDITURES										
TOTAL EXPENDITURES	0.00	0.00	0	0.00	0	0.00	0	0.00	0.00	0.00
OTHER FINANCING SOURCES (USES)										
TOTAL OTHER FINANCING SOURCES (USES)	0.00	0.00		0.00		0.00		0.00	0.00	0.00
NET CHANGE IN FUND BALANCE	0.00	0.00		0.00		0.00		0.00	0.00	0.00



FUND DEPT 1080-016 : GENERAL CORPORATE - ADMINISTRATIVE SERVICES

1/18/2023 12:50:01 PM

PERIOD ENDING 12/31/2022

	ACTUAL LAST YEAR			ACTUAL THIS YEAR				ENCUMBRANCE	BUDGET	UNENCUMBERED BALANCE
	CURRENT MONTH	YEAR TO DATE	%	CURRENT MONTH	%	YEAR TO DATE	%			
REVENUES										
4004 INTERGOVERNMENTAL REVENUE	0.00	12,825.55	160	8.35	0	1,282.79	18	0.00	7,000.00	5,717.21
4009 MISCELLANEOUS REVENUES	0.00	1,276.24	43	0.00	0	1,447.25	48	0.00	3,000.00	1,552.75
TOTAL REVENUES	0.00	14,101.79	128	8.35	0	2,730.04	27	0.00	10,000.00	7,269.96
EXPENDITURES										
5001 SALARIES AND WAGES	78,682.99	683,667.54	97	70,852.51	9	730,836.84	97	0.00	755,085.31	24,248.47
5010 COMMODITIES	200.89	157,523.62	65	15,877.11	5	128,195.31	40	0.00	322,265.00	194,069.69
5020 SERVICES	366.81	14,595.51	49	1,203.38	4	14,309.52	49	0.00	29,035.00	14,725.48
TOTAL EXPENDITURES	79,250.69	855,786.67	88	87,933.00	8	873,341.67	79	0.00	1,106,385.31	233,043.64
OTHER FINANCING SOURCES (USES)										
6001 OTHER FINANCING SOURCES	20,152.94	26,815.86	95	0.00	0	0.00	0	0.00	28,592.00	28,592.00
TOTAL OTHER FINANCING SOURCES (USES)	20,152.94	26,815.86		0.00		0.00		0.00	28,592.00	28,592.00
NET CHANGE IN FUND BALANCE	59,097.75	814,869.02		87,924.65		870,611.63		0.00	1,067,793.31	197,181.68



FUND DEPT 1080-017 : GENERAL CORPORATE - COOPERATIVE EXTENSION SRV

1/18/2023 12:50:01 PM

PERIOD ENDING 12/31/2022

	ACTUAL LAST YEAR			ACTUAL THIS YEAR				ENCUMBRANCE	BUDGET	UNENCUMBERED BALANCE
	CURRENT MONTH	YEAR TO DATE	%	CURRENT MONTH	%	YEAR TO DATE	%			
REVENUES										
4001 PROPERTY TAX	12,731.02	439,429.07	100	22,539.96	5	440,619.70	100	0.00	441,499.00	879.30
TOTAL REVENUES	12,731.02	439,429.07	100	22,539.96	5	440,619.70	100	0.00	441,499.00	879.30
EXPENDITURES										
5020 SERVICES	0.00	426,698.05	97	22,539.96	5	440,619.70	100	0.00	441,499.00	879.30
TOTAL EXPENDITURES	0.00	426,698.05	97	22,539.96	5	440,619.70	100	0.00	441,499.00	879.30
NET CHANGE IN FUND BALANCE	-12,731.02	-12,731.02		0.00		0.00		0.00	0.00	0.00



FUND DEPT 1080-020 : GENERAL CORPORATE - AUDITOR

1/18/2023 12:50:01 PM

PERIOD ENDING 12/31/2022

	ACTUAL LAST YEAR			ACTUAL THIS YEAR				ENCUMBRANCE	BUDGET	UNENCUMBERED BALANCE
	CURRENT MONTH	YEAR TO DATE	%	CURRENT MONTH	%	YEAR TO DATE	%			
REVENUES										
4004 INTERGOVERNMENTAL REVENUE	0.00	6,500.00	100	0.00	0	6,500.00	100	0.00	6,500.00	0.00
4007 CHARGES FOR SERVICES	0.00	0.00	0	0.00	0	0.00	0	0.00	115,000.00	115,000.00
4009 MISCELLANEOUS REVENUES	690.10	10,991.95	65	0.00	0	1,034.60	9	0.00	12,000.00	10,965.40
TOTAL REVENUES	690.10	17,491.95	15	0.00	0	7,534.60	6	0.00	133,500.00	125,965.40
EXPENDITURES										
5001 SALARIES AND WAGES	41,606.88	383,146.72	97	46,510.92	12	375,583.04	98	0.00	384,576.00	8,992.96
5003 FRINGE BENEFITS	77.00	77.00	100	0.00	0	0.00	0	0.00	0.00	0.00
5010 COMMODITIES	2,156.60	5,310.94	88	2,698.71	55	4,274.11	87	-2,260.21	4,918.24	644.13
5020 SERVICES	492.73	3,534.87	40	437.91	4	9,766.76	96	0.00	10,215.76	449.00
TOTAL EXPENDITURES	44,333.21	392,069.53	95	49,647.54	12	389,623.91	97	-2,260.21	399,710.00	10,086.09
NET CHANGE IN FUND BALANCE	43,643.11	374,577.58		49,647.54		382,089.31		-2,260.21	266,210.00	-115,879.31



FUND DEPT 1080-021 : GENERAL CORPORATE - BOARD OF REVIEW

1/18/2023 12:50:01 PM

PERIOD ENDING 12/31/2022

	ACTUAL LAST YEAR			ACTUAL THIS YEAR				ENCUMBRANCE	BUDGET	UNENCUMBERED BALANCE
	CURRENT MONTH	YEAR TO DATE	%	CURRENT MONTH	%	YEAR TO DATE	%			
REVENUES										
TOTAL REVENUES	0.00	0.00	0	0.00	0	0.00	0	0.00	0.00	0.00
EXPENDITURES										
5001 SALARIES AND WAGES	10,131.60	108,020.96	75	15,653.61	12	135,589.20	100	0.00	135,665.00	75.80
5010 COMMODITIES	46.44	867.63	51	0.00	0	298.93	26	0.00	1,150.00	851.07
5020 SERVICES	0.00	1,048.32	20	1,416.00	29	2,964.14	61	0.00	4,850.00	1,885.86
TOTAL EXPENDITURES	10,178.04	109,936.91	72	17,069.61	12	138,852.27	98	0.00	141,665.00	2,812.73
NET CHANGE IN FUND BALANCE	10,178.04	109,936.91		17,069.61		138,852.27		0.00	141,665.00	2,812.73



FUND DEPT 1080-022 : GENERAL CORPORATE - COUNTY CLERK

1/18/2023 12:50:01 PM

PERIOD ENDING 12/31/2022

	ACTUAL LAST YEAR			ACTUAL THIS YEAR				ENCUMBRANCE	BUDGET	UNENCUMBERED BALANCE
	CURRENT MONTH	YEAR TO DATE	%	CURRENT MONTH	%	YEAR TO DATE	%			
REVENUES										
4004 INTERGOVERNMENTAL REVENUE	0.00	24,095.00	57	6,500.00	13	14,690.00	28	0.00	51,815.00	37,125.00
4006 LICENSES AND PERMITS	10,090.00	71,519.00	86	7,540.00	9	94,330.00	115	0.00	81,900.00	-12,430.00
4007 CHARGES FOR SERVICES	58,431.98	360,220.48	106	25,864.50	8	257,088.02	76	0.00	340,000.00	82,911.98
4008 INVESTMENT EARNINGS	27.63	168.49	42	28.24	14	165.99	83	0.00	200.00	34.01
4009 MISCELLANEOUS REVENUES	40.50	246.68	123 3	660.00	330 0	660.00	330 0	0.00	20.00	-640.00
TOTAL REVENUES	68,590.11	456,249.65	98	40,592.74	9	366,934.01	77	0.00	473,935.00	107,000.99
EXPENDITURES										
5001 SALARIES AND WAGES	53,360.85	751,788.04	93	163,260.18	17	944,230.04	99	0.00	949,008.00	4,777.96
5010 COMMODITIES	18,196.49	85,762.53	97	3,692.15	3	127,600.41	100	0.00	127,600.41	0.00
5020 SERVICES	2,282.99	213,506.32	87	7,295.18	2	350,849.24	100	0.00	350,698.59	-150.65
8000 CAPITAL OUTLAY	1,218.00	98,882.50	100	0.00	0	209,950.00	100	0.00	209,950.00	0.00
TOTAL EXPENDITURES	75,058.33	1,149,939.39	93	174,247.51	11	1,632,629.69	100	0.00	1,637,257.00	4,627.31
OTHER FINANCING SOURCES (USES)										
TOTAL OTHER FINANCING SOURCES (USES)	0.00	0.00		0.00		0.00		0.00	0.00	0.00
NET CHANGE IN FUND BALANCE	6,468.22	693,689.74		133,654.77		1,265,695.68		0.00	1,163,322.00	-102,373.68



FUND DEPT 1080-023 : GENERAL CORPORATE - RECORDER

1/18/2023 12:50:01 PM

PERIOD ENDING 12/31/2022

	ACTUAL LAST YEAR			ACTUAL THIS YEAR				ENCUMBRANCE	BUDGET	UNENCUMBERED BALANCE
	CURRENT MONTH	YEAR TO DATE	%	CURRENT MONTH	%	YEAR TO DATE	%			
REVENUES										
4004 INTERGOVERNMENTAL REVENUE	0.00	6,500.00	100	0.00	0	3,276.71	0	0.00	0.00	-3,276.71
4006 LICENSES AND PERMITS	596,652.75	2,414,268.75	99	169,077.75	6	2,711,703.00	104	0.00	2,609,862.00	-101,841.00
4007 CHARGES FOR SERVICES	114,114.00	1,256,219.20	121	62,311.50	6	917,113.50	83	0.00	1,106,887.00	189,773.50
4009 MISCELLANEOUS REVENUES	6,940.30	13,431.78	269	1,113.10	14	47,725.05	597	0.00	8,000.00	-39,725.05
TOTAL REVENUES	717,707.05	3,690,419.73	106	232,502.35	6	3,679,818.26	99	0.00	3,724,749.00	44,930.74
EXPENDITURES										
5001 SALARIES AND WAGES	13,967.08	180,789.22	99	20,720.39	12	167,284.15	98	0.00	170,738.00	3,453.85
5010 COMMODITIES	341,265.20	1,320,535.70	81	0.00	0	1,278.37	100	0.00	1,278.37	0.00
5020 SERVICES	58,959.00	233,281.00	92	122,689.00	6	1,886,260.35	94	0.00	2,016,721.13	130,460.78
TOTAL EXPENDITURES	414,191.28	1,734,605.92	84	143,409.39	7	2,054,822.87	94	0.00	2,188,737.50	133,914.63
NET CHANGE IN FUND BALANCE	-303,515.77	-1,955,813.81		-89,092.96		-1,624,995.39		0.00	-1,536,011.50	88,983.89



FUND DEPT 1080-025 : GENERAL CORPORATE - SUPERVISOR OF ASSESSMENT

1/18/2023 12:50:01 PM

PERIOD ENDING 12/31/2022

	ACTUAL LAST YEAR			ACTUAL THIS YEAR				ENCUMBRANCE	BUDGET	UNENCUMBERED BALANCE
	CURRENT MONTH	YEAR TO DATE	%	CURRENT MONTH	%	YEAR TO DATE	%			
REVENUES										
4004 INTERGOVERNMENTAL REVENUE	6,903.46	41,349.65	93	3,541.67	8	38,958.37	86	0.00	45,500.00	6,541.63
4009 MISCELLANEOUS REVENUES	0.00	411.50	103	0.00	0	731.26	244	0.00	300.00	-431.26
TOTAL REVENUES	6,903.46	41,761.15	93	3,541.67	8	39,689.63	87	0.00	45,800.00	6,110.37
EXPENDITURES										
5001 SALARIES AND WAGES	25,014.24	320,182.01	97	39,037.88	11	329,113.96	96	0.00	341,185.00	12,071.04
5010 COMMODITIES	439.45	3,317.25	97	591.74	10	4,076.14	66	0.00	6,214.29	2,138.15
5020 SERVICES	122.50	40,590.19	100	29,619.30	54	52,696.14	96	-25,512.00	55,035.71	2,339.57
TOTAL EXPENDITURES	25,576.19	364,089.45	97	69,248.92	17	385,886.24	96	-25,512.00	402,435.00	16,548.76
NET CHANGE IN FUND BALANCE	18,672.73	322,328.30		65,707.25		346,196.61		-25,512.00	356,635.00	10,438.39



FUND DEPT 1080-026 : GENERAL CORPORATE - COUNTY TREASURER

1/18/2023 12:50:01 PM

PERIOD ENDING 12/31/2022

	ACTUAL LAST YEAR			ACTUAL THIS YEAR				ENCUMBRANCE	BUDGET	UNENCUMBERED BALANCE
	CURRENT MONTH	YEAR TO DATE	%	CURRENT MONTH	%	YEAR TO DATE	%			
REVENUES										
4001 PROPERTY TAX	180.00	3,035.00	0	0.00	0	2,478.06	0	0.00	670,000.00	667,521.94
4004 INTERGOVERNMENTAL REVENUE	2,033.12	16,743.50	101	0.00	0	6,500.00	46	0.00	14,000.00	7,500.00
4007 CHARGES FOR SERVICES	0.00	50.00	0	0.00	0	50.00	0	0.00	0.00	-50.00
4008 INVESTMENT EARNINGS	31.74	172.82	2	56.25	1	647.52	9	0.00	7,000.00	6,352.48
TOTAL REVENUES	2,244.86	20,001.32	3	56.25	0	9,675.58	1	0.00	691,000.00	681,324.42
EXPENDITURES										
5001 SALARIES AND WAGES	21,181.10	278,810.78	99	34,852.98	12	292,998.19	99	0.00	295,488.00	2,489.81
5010 COMMODITIES	0.00	2,750.03	59	0.00	0	2,928.16	100	0.00	2,928.16	0.00
5020 SERVICES	10.00	39,907.36	81	-700.26	-1	48,944.65	94	0.00	52,081.84	3,137.19
TOTAL EXPENDITURES	21,191.10	321,468.17	96	34,152.72	10	344,871.00	98	0.00	350,498.00	5,627.00
NET CHANGE IN FUND BALANCE	18,946.24	301,466.85		34,096.47		335,195.42		0.00	-340,502.00	-675,697.42



FUND DEPT 1080-028 : GENERAL CORPORATE - INFORMATION TECHNOLOGY (IT)

1/18/2023 12:50:01 PM

PERIOD ENDING 12/31/2022

	ACTUAL LAST YEAR			ACTUAL THIS YEAR				ENCUMBRANCE	BUDGET	UNENCUMBERED BALANCE
	CURRENT MONTH	YEAR TO DATE	%	CURRENT MONTH	%	YEAR TO DATE	%			
REVENUES										
4004 INTERGOVERNMENTAL REVENUE	835.00	11,852.16	81	400.00	8	3,800.00	79	0.00	4,800.00	1,000.00
4007 CHARGES FOR SERVICES	0.00	0.00	0	0.00	0	0.00	0	0.00	45,600.00	45,600.00
TOTAL REVENUES	835.00	11,852.16	16	400.00	1	3,800.00	8	0.00	50,400.00	46,600.00
EXPENDITURES										
5001 SALARIES AND WAGES	41,389.39	645,191.90	98	95,276.92	13	697,714.14	94	0.00	739,404.00	41,689.86
5010 COMMODITIES	8,512.96	60,448.79	73	6,838.19	10	65,007.13	90	0.00	71,888.00	6,880.87
5020 SERVICES	21,759.67	273,930.13	72	68,265.93	18	330,301.78	89	0.00	372,130.00	41,828.22
TOTAL EXPENDITURES	71,662.02	979,570.82	87	170,381.04	14	1,093,023.05	92	0.00	1,183,422.00	90,398.95
OTHER FINANCING SOURCES (USES)										
TOTAL OTHER FINANCING SOURCES (USES)	0.00	0.00		0.00		0.00		0.00	0.00	0.00
NET CHANGE IN FUND BALANCE	70,827.02	967,718.66		169,981.04		1,089,223.05		0.00	1,133,022.00	43,798.95



FUND DEPT 1080-030 : GENERAL CORPORATE - CIRCUIT CLERK

1/18/2023 12:50:01 PM

PERIOD ENDING 12/31/2022

	ACTUAL LAST YEAR			ACTUAL THIS YEAR				ENCUMBRANCE	BUDGET	UNENCUMBERED BALANCE
	CURRENT MONTH	YEAR TO DATE	%	CURRENT MONTH	%	YEAR TO DATE	%			
REVENUES										
4004 INTERGOVERNMENTAL REVENUE	0.00	6,500.00	100	0.00	0	6,500.00	100	0.00	6,500.00	0.00
4007 CHARGES FOR SERVICES	212,706.33	1,242,856.47	83	49,184.62	4	644,788.39	50	0.00	1,278,670.00	633,881.61
4008 INVESTMENT EARNINGS	903.30	6,574.88	25	7,342.63	0	34,999.46	0	0.00	0.00	-34,999.46
4009 MISCELLANEOUS REVENUES	0.00	9,781.19	0	0.00	0	0.00	0	0.00	8,000.00	8,000.00
TOTAL REVENUES	213,609.63	1,265,712.54	83	56,527.25	4	686,287.85	53	0.00	1,293,170.00	606,882.15
EXPENDITURES										
5001 SALARIES AND WAGES	81,651.38	1,159,490.10	95	122,524.24	10	1,140,868.97	91	0.00	1,258,772.00	117,903.03
5010 COMMODITIES	3,500.00	54,204.08	89	743.05	4	19,016.55	100	0.00	19,071.74	55.19
5020 SERVICES	3,103.96	27,415.47	94	2,974.62	6	44,688.52	96	0.00	46,336.26	1,647.74
TOTAL EXPENDITURES	88,255.34	1,241,109.65	95	126,241.91	10	1,204,574.04	91	0.00	1,324,180.00	119,605.96
NET CHANGE IN FUND BALANCE	-125,354.29	-24,602.89		69,714.66		518,286.19		0.00	31,010.00	-487,276.19



FUND DEPT 1080-031 : GENERAL CORPORATE - CIRCUIT COURT

1/18/2023 12:50:01 PM

PERIOD ENDING 12/31/2022

	ACTUAL LAST YEAR			ACTUAL THIS YEAR				ENCUMBRANCE	BUDGET	UNENCUMBERED BALANCE
	CURRENT MONTH	YEAR TO DATE	%	CURRENT MONTH	%	YEAR TO DATE	%			
REVENUES										
4004 INTERGOVERNMENTAL REVENUE	0.00	26,479.20	100	0.00	0	80,319.60	98	0.00	82,065.00	1,745.40
TOTAL REVENUES	0.00	26,479.20	100	0.00	0	80,319.60	98	0.00	82,065.00	1,745.40
EXPENDITURES										
5001 SALARIES AND WAGES	45,153.67	615,825.98	98	74,533.18	11	642,733.82	98	0.00	652,822.00	10,088.18
5010 COMMODITIES	1,042.77	7,119.38	64	417.54	1	75,080.01	100	0.00	75,152.79	72.78
5020 SERVICES	33,629.40	479,018.10	93	20,957.00	5	447,446.14	100	0.00	447,590.34	144.20
8000 CAPITAL OUTLAY	0.00	26,479.20	100	0.00	0	0.00	0	0.00	0.87	0.87
TOTAL EXPENDITURES	79,825.84	1,128,442.66	95	95,907.72	8	1,165,259.97	99	0.00	1,175,566.00	10,306.03
OTHER FINANCING SOURCES (USES)										
TOTAL OTHER FINANCING SOURCES (USES)	0.00	0.00		0.00		0.00		0.00	0.00	0.00
NET CHANGE IN FUND BALANCE	79,825.84	1,101,963.46		95,907.72		1,084,940.37		0.00	1,093,501.00	8,560.63



FUND DEPT 1080-032 : GENERAL CORPORATE - JURY COMMISSION

1/18/2023 12:50:01 PM

PERIOD ENDING 12/31/2022

	ACTUAL LAST YEAR			ACTUAL THIS YEAR				ENCUMBRANCE	BUDGET	UNENCUMBERED BALANCE
	CURRENT MONTH	YEAR TO DATE	%	CURRENT MONTH	%	YEAR TO DATE	%			
REVENUES										
TOTAL REVENUES	0.00	0.00	0	0.00	0	0.00	0	0.00	0.00	0.00
EXPENDITURES										
5001 SALARIES AND WAGES	3,253.61	41,901.97	88	5,038.49	11	43,003.61	92	0.00	46,852.00	3,848.39
5010 COMMODITIES	108.31	2,162.90	49	474.92	6	4,418.09	52	0.00	8,500.00	4,081.91
5020 SERVICES	2,840.44	12,781.73	100	13,189.20	11	83,903.96	70	0.00	120,408.00	36,504.04
TOTAL EXPENDITURES	6,202.36	56,846.60	88	18,702.61	11	131,325.66	75	0.00	175,760.00	44,434.34
NET CHANGE IN FUND BALANCE	6,202.36	56,846.60		18,702.61		131,325.66		0.00	175,760.00	44,434.34



FUND DEPT 1080-036 : GENERAL CORPORATE - PUBLIC DEFENDER

1/18/2023 12:50:01 PM

PERIOD ENDING 12/31/2022

	ACTUAL LAST YEAR			ACTUAL THIS YEAR				ENCUMBRANCE	BUDGET	UNENCUMBERED BALANCE
	CURRENT MONTH	YEAR TO DATE	%	CURRENT MONTH	%	YEAR TO DATE	%			
REVENUES										
4004 INTERGOVERNMENTAL REVENUE	18,341.58	108,483.72	104	9,436.74	9	102,208.44	93	0.00	110,061.00	7,852.56
4007 CHARGES FOR SERVICES	5,239.00	58,829.38	111	1,381.00	3	17,864.00	32	0.00	55,000.00	37,136.00
4009 MISCELLANEOUS REVENUES	0.00	56.35	0	0.00	0	0.00	0	0.00	0.00	0.00
TOTAL REVENUES	23,580.58	167,369.45	106	10,817.74	7	120,072.44	73	0.00	165,061.00	44,988.56
EXPENDITURES										
5001 SALARIES AND WAGES	97,633.02	1,199,884.27	97	125,198.88	9	1,142,335.35	85	0.00	1,337,254.00	194,918.65
5010 COMMODITIES	897.98	6,608.46	95	650.07	5	11,195.75	92	0.00	12,126.00	930.25
5020 SERVICES	799.07	19,803.97	89	20,042.36	41	47,278.66	96	0.00	49,410.00	2,131.34
TOTAL EXPENDITURES	99,330.07	1,226,296.70	97	145,891.31	10	1,200,809.76	86	0.00	1,398,790.00	197,980.24
NET CHANGE IN FUND BALANCE	75,749.49	1,058,927.25		135,073.57		1,080,737.32		0.00	1,233,729.00	152,991.68



FUND DEPT 1080-040 : GENERAL CORPORATE - SHERIFF

1/18/2023 12:50:01 PM

PERIOD ENDING 12/31/2022

	ACTUAL LAST YEAR			ACTUAL THIS YEAR				ENCUMBRANCE	BUDGET	UNENCUMBERED BALANCE
	CURRENT MONTH	YEAR TO DATE	%	CURRENT MONTH	%	YEAR TO DATE	%			
REVENUES										
4004 INTERGOVERNMENTAL REVENUE	96,635.56	1,375,482.18	97	111,655.04	9	1,124,355.98	94	0.00	1,196,738.00	72,382.02
4005 FINES AND FORFEITURES	1,866.40	25,519.10	85	1,450.00	5	20,178.43	67	0.00	30,000.00	9,821.57
4007 CHARGES FOR SERVICES	14,584.75	138,945.45	64	8,183.00	4	137,483.45	72	0.00	191,600.00	54,116.55
4009 MISCELLANEOUS REVENUES	65.00	24,579.04	122	19,549.99	22	107,546.08	120	0.00	89,643.00	-17,903.08
TOTAL REVENUES	113,151.71	1,564,525.77	93	140,838.03	9	1,389,563.94	92	0.00	1,507,981.00	118,417.06
EXPENDITURES										
5001 SALARIES AND WAGES	21,286.60	263,364.65	98	33,786.46	12	286,401.41	98	0.00	292,034.00	5,632.59
5002 LAW ENFORCEMENT SALARIES	358,811.28	4,258,621.44	98	545,793.39	12	4,529,397.73	98	0.00	4,626,631.00	97,233.27
5003 FRINGE BENEFITS	0.00	168.38	13	0.00	0	537.78	93	0.00	580.00	42.22
5010 COMMODITIES	22,262.81	264,008.26	94	20,390.56	6	332,313.84	100	0.00	332,334.50	20.66
5020 SERVICES	32,959.89	1,477,610.31	100	17,473.60	2	1,034,174.18	100	0.00	1,036,611.00	2,436.82
8000 CAPITAL OUTLAY	0.00	141,818.00	100	0.00	0	317,135.52	100	0.00	317,136.50	0.98
TOTAL EXPENDITURES	435,320.58	6,405,591.04	98	617,444.01	9	6,499,960.46	98	0.00	6,605,327.00	105,366.54
OTHER FINANCING SOURCES (USES)										
6001 OTHER FINANCING SOURCES	0.00	0.00	0	0.00	0	665.75	0	0.00	0.00	-665.75
TOTAL OTHER FINANCING SOURCES (USES)	0.00	0.00		0.00		665.75		0.00	0.00	-665.75
NET CHANGE IN FUND BALANCE	322,168.87	4,841,065.27		476,605.98		5,109,730.77		0.00	5,097,346.00	-12,384.77



FUND DEPT 1080-041 : GENERAL CORPORATE - STATES ATTORNEY

1/18/2023 12:50:01 PM

PERIOD ENDING 12/31/2022

	ACTUAL LAST YEAR			ACTUAL THIS YEAR				ENCUMBRANCE	BUDGET	UNENCUMBERED BALANCE
	CURRENT MONTH	YEAR TO DATE	%	CURRENT MONTH	%	YEAR TO DATE	%			
REVENUES										
4004 INTERGOVERNMENTAL REVENUE	31,600.52	203,493.90	96	-256.44	0	209,329.63	98	0.00	214,435.00	5,105.37
4005 FINES AND FORFEITURES	98,219.81	606,988.11	100	30,458.09	5	509,435.62	84	0.00	610,000.00	100,564.38
4007 CHARGES FOR SERVICES	9,836.21	90,220.38	120	5,667.50	7	61,848.12	73	0.00	85,000.00	23,151.88
4009 MISCELLANEOUS REVENUES	0.00	0.00	0	16.00	0	41.00	0	0.00	0.00	-41.00
TOTAL REVENUES	139,656.54	900,702.39	101	35,885.15	4	780,654.37	86	0.00	909,435.00	128,780.63
EXPENDITURES										
5001 SALARIES AND WAGES	178,944.50	2,260,984.08	98	279,639.08	12	2,404,036.29	99	0.00	2,418,759.95	14,723.66
5003 FRINGE BENEFITS	0.00	139.56	100	0.00	0	0.00	0	0.00	0.00	0.00
5010 COMMODITIES	3,545.79	35,323.12	80	7,561.89	15	48,784.58	97	-5,647.20	50,529.86	1,745.28
5020 SERVICES	3,474.68	99,621.38	75	6,033.85	5	121,838.02	96	0.00	126,955.14	5,117.12
TOTAL EXPENDITURES	185,964.97	2,396,068.14	96	293,234.82	11	2,574,658.89	99	-5,647.20	2,596,244.95	21,586.06
OTHER FINANCING SOURCES (USES)										
TOTAL OTHER FINANCING SOURCES (USES)	0.00	0.00		0.00		0.00		0.00	0.00	0.00
NET CHANGE IN FUND BALANCE	46,308.43	1,495,365.75		257,349.67		1,794,004.52		-5,647.20	1,686,809.95	-107,194.57



FUND DEPT 1080-042 : GENERAL CORPORATE - CORONER

1/18/2023 12:50:01 PM

PERIOD ENDING 12/31/2022

	ACTUAL LAST YEAR			ACTUAL THIS YEAR				ENCUMBRANCE	BUDGET	UNENCUMBERED BALANCE
	CURRENT MONTH	YEAR TO DATE	%	CURRENT MONTH	%	YEAR TO DATE	%			
REVENUES										
4004 INTERGOVERNMENTAL REVENUE	0.00	15,124.58	134	-5,130.00	-45	6,500.00	58	0.00	11,300.00	4,800.00
4007 CHARGES FOR SERVICES	2,625.00	54,702.72	101	8,005.00	14	84,111.87	145	0.00	58,000.00	-26,111.87
4009 MISCELLANEOUS REVENUES	5,787.60	5,787.60	100	0.00	0	5,598.53	0	0.00	0.00	-5,598.53
TOTAL REVENUES	8,412.60	75,614.90	106	2,875.00	4	96,210.40	139	0.00	69,300.00	-26,910.40
EXPENDITURES										
5001 SALARIES AND WAGES	29,870.85	398,747.38	89	59,453.64	11	491,110.98	95	0.00	518,252.00	27,141.02
5003 FRINGE BENEFITS	200.00	900.00	75	0.00	0	249.00	21	0.00	1,200.00	951.00
5010 COMMODITIES	1,139.23	16,663.29	95	5,732.11	24	19,201.99	80	0.00	23,999.00	4,797.01
5020 SERVICES	11,409.00	175,658.02	80	9,603.47	5	183,771.19	91	0.00	200,936.00	17,164.81
TOTAL EXPENDITURES	42,619.08	591,968.69	86	74,789.22	10	694,333.16	93	0.00	744,387.00	50,053.84
NET CHANGE IN FUND BALANCE	34,206.48	516,353.79		71,914.22		598,122.76		0.00	675,087.00	76,964.24



FUND DEPT 1080-043 : GENERAL CORPORATE - EMERGENCY MGMT AGCY (EMA)

1/18/2023 12:50:01 PM

PERIOD ENDING 12/31/2022

	ACTUAL LAST YEAR			ACTUAL THIS YEAR				ENCUMBRANCE	BUDGET	UNENCUMBERED BALANCE
	CURRENT MONTH	YEAR TO DATE	%	CURRENT MONTH	%	YEAR TO DATE	%			
REVENUES										
4004 INTERGOVERNMENTAL REVENUE	1,937.07	84,752.62	140	24,129.04	40	71,875.22	119	0.00	60,500.00	-11,375.22
4009 MISCELLANEOUS REVENUES	0.00	2.55	0	0.00	0	840.00	0	0.00	0.00	-840.00
TOTAL REVENUES	1,937.07	84,755.17	140	24,129.04	40	72,715.22	120	0.00	60,500.00	-12,215.22
EXPENDITURES										
5001 SALARIES AND WAGES	10,063.60	118,710.14	90	15,547.80	11	132,156.29	98	0.00	135,451.00	3,294.71
5010 COMMODITIES	694.96	6,468.62	93	351.10	5	6,403.76	99	0.00	6,468.00	64.24
5020 SERVICES	814.07	11,939.43	95	1,581.49	8	19,391.29	99	0.00	19,513.00	121.71
TOTAL EXPENDITURES	11,572.63	137,118.19	91	17,480.39	11	157,951.34	98	0.00	161,432.00	3,480.66
NET CHANGE IN FUND BALANCE	9,635.56	52,363.02		-6,648.65		85,236.12		0.00	100,932.00	15,695.88



FUND DEPT 1080-051 : GENERAL CORPORATE - JUVENILE DETENTION CENTER

1/18/2023 12:50:01 PM

PERIOD ENDING 12/31/2022

	ACTUAL LAST YEAR			ACTUAL THIS YEAR				ENCUMBRANCE	BUDGET	UNENCUMBERED BALANCE
	CURRENT MONTH	YEAR TO DATE	%	CURRENT MONTH	%	YEAR TO DATE	%			
REVENUES										
4004 INTERGOVERNMENTAL REVENUE	2,549.64	1,295,925.40	89	100,521.94	7	930,656.33	64	0.00	1,456,449.00	525,792.67
4007 CHARGES FOR SERVICES	0.00	7,337.93	0	0.00	0	0.00	0	0.00	0.00	0.00
4009 MISCELLANEOUS REVENUES	0.00	421.56	0	0.00	0	2,860.61	0	0.00	0.00	-2,860.61
TOTAL REVENUES	2,549.64	1,303,684.89	89	100,521.94	7	933,516.94	64	0.00	1,456,449.00	522,932.06
EXPENDITURES										
5001 SALARIES AND WAGES	107,674.34	1,352,728.02	85	143,412.66	11	1,154,416.54	85	0.00	1,353,219.00	198,802.46
5010 COMMODITIES	3,882.59	27,725.56	74	2,901.74	8	28,107.59	74	0.00	38,000.00	9,892.41
5020 SERVICES	1,208.62	169,917.58	83	2,880.92	1	310,266.83	76	0.00	409,760.00	99,493.17
TOTAL EXPENDITURES	112,765.55	1,550,371.16	85	149,195.32	8	1,492,790.96	83	0.00	1,800,979.00	308,188.04
OTHER FINANCING SOURCES (USES)										
TOTAL OTHER FINANCING SOURCES (USES)	0.00	0.00		0.00		0.00		0.00	0.00	0.00
NET CHANGE IN FUND BALANCE	110,215.91	246,686.27		48,673.38		559,274.02		0.00	344,530.00	-214,744.02



FUND DEPT 1080-052 : GENERAL CORPORATE - COURT SERVICES -PROBATION

1/18/2023 12:50:01 PM

PERIOD ENDING 12/31/2022

	ACTUAL LAST YEAR			ACTUAL THIS YEAR				ENCUMBRANCE	BUDGET	UNENCUMBERED BALANCE
	CURRENT MONTH	YEAR TO DATE	%	CURRENT MONTH	%	YEAR TO DATE	%			
REVENUES										
4004 INTERGOVERNMENTAL REVENUE	0.00	882,063.33	98	73,556.32	8	740,237.79	79	0.00	934,365.00	194,127.21
4009 MISCELLANEOUS REVENUES	0.00	53.71	0	0.00	0	0.00	0	0.00	0.00	0.00
TOTAL REVENUES	0.00	882,117.04	98	73,556.32	8	740,237.79	79	0.00	934,365.00	194,127.21
EXPENDITURES										
5001 SALARIES AND WAGES	121,683.56	1,569,910.50	92	201,643.09	12	1,629,187.79	94	0.00	1,733,760.00	104,572.21
5010 COMMODITIES	930.53	10,143.49	61	1,572.38	9	13,089.54	76	0.00	17,237.00	4,147.46
5020 SERVICES	289.68	4,558.12	44	185.83	2	5,669.84	57	0.00	9,938.00	4,268.16
TOTAL EXPENDITURES	122,903.77	1,584,612.11	91	203,401.30	12	1,647,947.17	94	0.00	1,760,935.00	112,987.83
OTHER FINANCING SOURCES (USES)										
TOTAL OTHER FINANCING SOURCES (USES)	0.00	0.00		0.00		0.00		0.00	0.00	0.00
NET CHANGE IN FUND BALANCE	122,903.77	702,495.07		129,844.98		907,709.38		0.00	826,570.00	-81,139.38



FUND DEPT 1080-057 : GENERAL CORPORATE - DEPUTY SHERIFF MERIT COMM

1/18/2023 12:50:01 PM

PERIOD ENDING 12/31/2022

	ACTUAL LAST YEAR			ACTUAL THIS YEAR				ENCUMBRANCE	BUDGET	UNENCUMBERED BALANCE
	CURRENT MONTH	YEAR TO DATE	%	CURRENT MONTH	%	YEAR TO DATE	%			
REVENUES										
4009 MISCELLANEOUS REVENUES	0.00	0.00	0	0.00	0	2,880.00	0	0.00	0.00	-2,880.00
TOTAL REVENUES	0.00	0.00	0	0.00	0	2,880.00	0	0.00	0.00	-2,880.00
EXPENDITURES										
5001 SALARIES AND WAGES	0.00	135.00	14	135.00	14	360.00	38	0.00	950.00	590.00
5020 SERVICES	3,647.00	42,537.75	99	6,925.57	18	38,739.63	100	0.00	38,769.00	29.37
TOTAL EXPENDITURES	3,647.00	42,672.75	97	7,060.57	18	39,099.63	98	0.00	39,719.00	619.37
NET CHANGE IN FUND BALANCE	3,647.00	42,672.75		7,060.57		36,219.63		0.00	39,719.00	3,499.37



FUND DEPT 1080-059 : GENERAL CORPORATE - FACILITIES PLANNING

1/18/2023 12:50:01 PM

PERIOD ENDING 12/31/2022

	ACTUAL LAST YEAR			ACTUAL THIS YEAR				ENCUMBRANCE	BUDGET	UNENCUMBERED BALANCE
	CURRENT MONTH	YEAR TO DATE	%	CURRENT MONTH	%	YEAR TO DATE	%			
EXPENDITURES										
TOTAL EXPENDITURES	0.00	0.00	0	0.00	0	0.00	0	0.00	0.00	0.00
NET CHANGE IN FUND BALANCE	0.00	0.00		0.00		0.00		0.00	0.00	0.00



PERIOD ENDING 12/31/2022

	ACTUAL LAST YEAR			ACTUAL THIS YEAR				ENCUMBRANCE	BUDGET	UNENCUMBERED BALANCE
	CURRENT MONTH	YEAR TO DATE	%	CURRENT MONTH	%	YEAR TO DATE	%			
REVENUES										
4004 INTERGOVERNMENTAL REVENUE	0.00	5,589.73	0	0.00	0	0.00	0	0.00	0.00	0.00
4007 CHARGES FOR SERVICES	0.00	29,423.16	50	8,706.58	15	35,043.22	59	0.00	59,000.00	23,956.78
4009 MISCELLANEOUS REVENUES	1,182.10	14,116.37	42	1,863.18	5	16,375.72	48	0.00	34,000.00	17,624.28
4010 RENTS AND ROYALTIES	61,808.90	605,585.19	70	27,296.35	3	795,840.66	89	0.00	894,386.00	98,545.34
TOTAL REVENUES	62,991.00	654,714.45	69	37,866.11	4	847,259.60	86	0.00	987,386.00	140,126.40
EXPENDITURES										
5001 SALARIES AND WAGES	74,296.10	959,242.36	94	122,458.04	12	1,026,625.31	97	0.00	1,061,170.00	34,544.69
5010 COMMODITIES	5,994.64	106,668.88	89	6,829.85	5	132,141.94	91	0.00	145,525.08	13,383.14
5020 SERVICES	140,940.71	1,445,217.18	83	96,831.37	6	856,353.14	50	0.00	1,705,461.00	849,107.86
5050 INTEREST AND FISCAL CHARGES	176,125.00	182,250.00	100	179,637.50	97	184,275.00	100	0.00	184,275.00	0.00
8000 CAPITAL OUTLAY	0.00	0.00	0	12,617.92	100	12,617.92	100	0.00	12,617.92	0.00
TOTAL EXPENDITURES	397,356.45	2,693,378.42	88	418,374.68	13	2,212,013.31	71	0.00	3,109,049.00	897,035.69
OTHER FINANCING SOURCES (USES)										
6001 OTHER FINANCING SOURCES	124,124.96	784,441.90	98	0.00	0	0.00	0	0.00	800,000.00	800,000.00
7001 OTHER FINANCING USES	-1,574,500.00	-1,574,500.00	100	0.00	0	0.00	0	0.00	-2,150,000.00	-2,150,000.00
TOTAL OTHER FINANCING SOURCES (USES)	-1,450,375.04	-790,058.10		0.00		0.00		0.00	-1,350,000.00	-1,350,000.00
NET CHANGE IN FUND BALANCE	1,784,740.49	2,828,722.07		380,508.57		1,364,753.71		0.00	3,471,663.00	2,106,909.29



FUND DEPT 1080-072 : GENERAL CORPORATE - ADA COMPLIANCE

1/18/2023 12:50:01 PM

PERIOD ENDING 12/31/2022

	ACTUAL LAST YEAR			ACTUAL THIS YEAR				ENCUMBRANCE	BUDGET	UNENCUMBERED BALANCE
	CURRENT MONTH	YEAR TO DATE	%	CURRENT MONTH	%	YEAR TO DATE	%			
EXPENDITURES										
TOTAL EXPENDITURES	0.00	0.00	0	0.00	0	0.00	0	0.00	0.00	0.00
NET CHANGE IN FUND BALANCE	0.00	0.00		0.00		0.00		0.00	0.00	0.00



FUND DEPT 1080-075 : GENERAL CORPORATE - GENERAL COUNTY

1/18/2023 12:50:01 PM

PERIOD ENDING 12/31/2022

	ACTUAL LAST YEAR			ACTUAL THIS YEAR				ENCUMBRANCE	BUDGET	UNENCUMBERED BALANCE
	CURRENT MONTH	YEAR TO DATE	%	CURRENT MONTH	%	YEAR TO DATE	%			
REVENUES										
4001 PROPERTY TAX	403,705.46	13,934,464.41	99	681,302.73	5	13,318,354.52	100	0.00	13,339,312.00	20,957.48
4002 LOCAL SALES TAX	7,540.13	53,250.10	95	2,288.30	4	21,581.07	39	0.00	56,000.00	34,418.93
4003 OTHER TAXES	0.00	0.00	0	3,713.73	37	38,104.73	381	0.00	10,000.00	-28,104.73
4004 INTERGOVERNMENTAL REVENUE	3,221,473.12	13,971,297.40	112	1,331,252.10	9	16,637,576.05	109	0.00	15,331,980.00	-1,305,596.05
4007 CHARGES FOR SERVICES	360.00	30,508.00	102	0.00	0	20,160.00	67	0.00	30,000.00	9,840.00
4008 INVESTMENT EARNINGS	661.83	4,218.31	21	351.61	4	245,401.77	245	0.00	10,000.00	-235,401.77
4009 MISCELLANEOUS REVENUES	0.00	0.00	0	0.00	0	1,255.38	0	0.00	0.00	-1,255.38
TOTAL REVENUES	3,633,740.54	27,993,738.22	105	2,018,908.47	7	30,282,433.52	105	0.00	28,777,292.00	-1,505,141.52
EXPENDITURES										
5003 FRINGE BENEFITS	240,727.44	2,941,226.41	87	469,293.62	14	2,932,172.06	89	0.00	3,300,000.00	367,827.94
5020 SERVICES	28,627.85	165,732.40	48	3,205.00	1	306,582.25	73	0.00	419,620.00	113,037.75
5050 INTEREST AND FISCAL CHARGES	0.00	750.00	84	-750.00	-100	0.00	0	0.00	750.00	750.00
TOTAL EXPENDITURES	269,355.29	3,107,708.81	83	471,748.62	13	3,238,754.31	87	0.00	3,720,370.00	481,615.69
OTHER FINANCING SOURCES (USES)										
6001 OTHER FINANCING SOURCES	9,267.00	9,267.00	8	35,824.45	33	40,353.08	37	0.00	109,196.00	68,842.92
7001 OTHER FINANCING USES	-997,336.00	-1,997,336.00	100	-649,780.00	12	-649,780.00	12	0.00	-5,610,454.00	-4,960,674.00
TOTAL OTHER FINANCING SOURCES (USES)	-988,069.00	-1,988,069.00		-613,955.55		-609,426.92		0.00	-5,501,258.00	-4,891,831.08
NET CHANGE IN FUND BALANCE	-2,376,316.25	-22,897,960.41		-933,204.30		-26,434,252.29		0.00	-19,555,664.00	6,878,588.29



FUND DEPT 1080-077 : GENERAL CORPORATE - ZONING AND ENFORCE (P&Z)

1/18/2023 12:50:01 PM

PERIOD ENDING 12/31/2022

	ACTUAL LAST YEAR			ACTUAL THIS YEAR				ENCUMBRANCE	BUDGET	UNENCUMBERED BALANCE
	CURRENT MONTH	YEAR TO DATE	%	CURRENT MONTH	%	YEAR TO DATE	%			
REVENUES										
4006 LICENSES AND PERMITS	3,550.00	37,969.00	86	0.00	0	44,305.00	20	0.00	217,006.00	172,701.00
4007 CHARGES FOR SERVICES	2,480.00	11,596.80	126	0.00	0	14,562.00	114	0.00	12,722.00	-1,840.00
4009 MISCELLANEOUS REVENUES	175.00	3,193.00	159 6	0.00	0	0.00	0	0.00	2,000.00	2,000.00
TOTAL REVENUES	6,205.00	52,758.80	98	0.00	0	58,867.00	25	0.00	231,728.00	172,861.00
EXPENDITURES										
5001 SALARIES AND WAGES	30,094.74	370,762.98	82	40,472.76	8	386,013.21	76	0.00	509,109.00	123,095.79
5010 COMMODITIES	24.60	4,495.71	77	214.49	4	3,991.25	78	0.00	5,146.00	1,154.75
5020 SERVICES	898.62	12,062.38	62	1,166.17	6	15,345.19	75	0.00	20,496.00	5,150.81
TOTAL EXPENDITURES	31,017.96	387,321.07	81	41,853.42	8	405,349.65	76	0.00	534,751.00	129,401.35
NET CHANGE IN FUND BALANCE	24,812.96	334,562.27		41,853.42		346,482.65		0.00	303,023.00	-43,459.65



FUND DEPT 1080-124 : GENERAL CORPORATE - REGIONAL OFFICE EDUCATION

1/18/2023 12:50:01 PM

PERIOD ENDING 12/31/2022

	ACTUAL LAST YEAR			ACTUAL THIS YEAR				ENCUMBRANCE	BUDGET	UNENCUMBERED BALANCE
	CURRENT MONTH	YEAR TO DATE	%	CURRENT MONTH	%	YEAR TO DATE	%			
EXPENDITURES										
5020 SERVICES	0.00	231,810.77	100	0.00	0	234,222.00	100	0.00	234,222.00	0.00
TOTAL EXPENDITURES	0.00	231,810.77	100	0.00	0	234,222.00	100	0.00	234,222.00	0.00
NET CHANGE IN FUND BALANCE	0.00	231,810.77		0.00		234,222.00		0.00	234,222.00	0.00



FUND DEPT 1080-127 : GENERAL CORPORATE - VETERANS ASSISTNC COMMSN

1/18/2023 12:50:01 PM

PERIOD ENDING 12/31/2022

	ACTUAL LAST YEAR			ACTUAL THIS YEAR				ENCUMBRANCE	BUDGET	UNENCUMBERED BALANCE
	CURRENT MONTH	YEAR TO DATE	%	CURRENT MONTH	%	YEAR TO DATE	%			
REVENUES										
4009 MISCELLANEOUS REVENUES	5,150.00	12,978.70	178	0.00	0	0.00	0	0.00	0.00	0.00
TOTAL REVENUES	5,150.00	12,978.70	178	0.00	0	0.00	0	0.00	0.00	0.00
EXPENDITURES										
5001 SALARIES AND WAGES	3,574.08	45,346.14	97	5,520.96	11	46,698.12	97	0.00	48,318.00	1,619.88
5020 SERVICES	11,232.15	88,857.26	99	16,997.88	19	86,818.65	98	0.00	88,631.00	1,812.35
TOTAL EXPENDITURES	14,806.23	134,203.40	98	22,518.84	16	133,516.77	97	0.00	136,949.00	3,432.23
NET CHANGE IN FUND BALANCE	9,656.23	121,224.70		22,518.84		133,516.77		0.00	136,949.00	3,432.23



FUND DEPT 1080-130 : GENERAL CORPORATE - CIRC CLK SUPPORT ENFORCE

1/18/2023 12:50:01 PM

PERIOD ENDING 12/31/2022

	ACTUAL LAST YEAR			ACTUAL THIS YEAR				ENCUMBRANCE	BUDGET	UNENCUMBERED BALANCE
	CURRENT MONTH	YEAR TO DATE	%	CURRENT MONTH	%	YEAR TO DATE	%			
REVENUES										
4004 INTERGOVERNMENTAL REVENUE	0.00	11,697.00	45	4,305.00	33	13,902.00	108	0.00	12,896.00	-1,006.00
TOTAL REVENUES	0.00	11,697.00	45	4,305.00	33	13,902.00	108	0.00	12,896.00	-1,006.00
EXPENDITURES										
5001 SALARIES AND WAGES	3,147.00	40,897.38	98	0.00	0	0.00	0	0.00	12,896.00	12,896.00
TOTAL EXPENDITURES	3,147.00	40,897.38	98	0.00	0	0.00	0	0.00	12,896.00	12,896.00
OTHER FINANCING SOURCES (USES)										
TOTAL OTHER FINANCING SOURCES (USES)	0.00	0.00		0.00		0.00		0.00	0.00	0.00
NET CHANGE IN FUND BALANCE	3,147.00	29,200.38		-4,305.00		-13,902.00		0.00	0.00	13,902.00



FUND DEPT 1080-140 : GENERAL CORPORATE - CORRECTIONAL CENTER

1/18/2023 12:50:01 PM

PERIOD ENDING 12/31/2022

	ACTUAL LAST YEAR			ACTUAL THIS YEAR				ENCUMBRANCE	BUDGET	UNENCUMBERED BALANCE
	CURRENT MONTH	YEAR TO DATE	%	CURRENT MONTH	%	YEAR TO DATE	%			
REVENUES										
4004 INTERGOVERNMENTAL REVENUE	3,645.44	256,124.76	230	0.00	0	362,343.05	84	0.00	433,644.00	71,300.95
4007 CHARGES FOR SERVICES	52,450.43	379,481.80	77	33,821.05	8	349,248.21	83	0.00	422,875.00	73,626.79
4009 MISCELLANEOUS REVENUES	153.76	27,471.95	65	9,124.84	41	70,092.97	312	0.00	22,500.00	-47,592.97
TOTAL REVENUES	56,249.63	663,078.51	103	42,945.89	5	781,684.23	89	0.00	879,019.00	97,334.77
EXPENDITURES										
5001 SALARIES AND WAGES	247,716.05	3,046,393.69	97	357,567.44	11	3,063,509.25	96	0.00	3,192,317.00	128,807.75
5002 LAW ENFORCEMENT SALARIES	151,695.41	1,960,898.80	93	156,296.48	9	1,679,099.22	94	0.00	1,787,284.00	108,184.78
5003 FRINGE BENEFITS	0.00	822.47	100	0.00	0	572.20	89	0.00	645.00	72.80
5010 COMMODITIES	20,685.01	206,000.12	94	25,282.76	9	275,022.82	100	0.00	275,088.00	65.18
5020 SERVICES	198,522.26	1,621,945.60	87	660,177.18	16	4,163,246.17	100	0.00	4,163,303.00	56.83
8000 CAPITAL OUTLAY	0.00	34,340.00	100	0.00	0	0.00	0	0.00	0.00	0.00
TOTAL EXPENDITURES	618,618.73	6,870,400.68	93	1,199,323.86	13	9,181,449.66	97	0.00	9,418,637.00	237,187.34
OTHER FINANCING SOURCES (USES)										
6001 OTHER FINANCING SOURCES	0.00	0.00	0	0.00	0	10.00	0	0.00	1,096,056.00	1,096,046.00
TOTAL OTHER FINANCING SOURCES (USES)	0.00	0.00		0.00		10.00		0.00	1,096,056.00	1,096,046.00
NET CHANGE IN FUND BALANCE	562,369.10	6,207,322.17		1,156,377.97		8,399,755.43		0.00	7,443,562.00	-956,193.43




FUND DEPT 1080-141 : GENERAL CORPORATE - STS ATTY SUPPORT ENFORCE

1/18/2023 12:50:01 PM

PERIOD ENDING 12/31/2022

	ACTUAL LAST YEAR			ACTUAL THIS YEAR				ENCUMBRANCE	BUDGET	UNENCUMBERED BALANCE
	CURRENT MONTH	YEAR TO DATE	%	CURRENT MONTH	%	YEAR TO DATE	%			
REVENUES										
4004 INTERGOVERNMENTAL REVENUE	23,785.85	305,412.00	96	0.00	0	188,600.52	58	0.00	324,550.00	135,949.48
TOTAL REVENUES	23,785.85	305,412.00	96	0.00	0	188,600.52	58	0.00	324,550.00	135,949.48
EXPENDITURES										
5001 SALARIES AND WAGES	18,114.04	208,646.94	84	29,284.02	12	236,551.78	98	0.00	242,206.00	5,654.22
5003 FRINGE BENEFITS	6,482.65	69,340.53	75	9,279.42	11	76,133.74	94	0.00	80,742.05	4,608.31
5010 COMMODITIES	32.79	1,426.19	31	608.54	13	3,268.56	71	0.00	4,632.50	1,363.94
5020 SERVICES	41.45	6,105.98	19	89.88	0	6,034.03	18	0.00	32,867.50	26,833.47
TOTAL EXPENDITURES	24,670.93	285,519.64	75	39,261.86	11	321,988.11	89	0.00	360,448.05	38,459.94
NET CHANGE IN FUND BALANCE	885.08	-19,892.36		39,261.86		133,387.59		0.00	35,898.05	-97,489.54



PERIOD ENDING 12/31/2022

	ACTUAL LAST YEAR			ACTUAL THIS YEAR				ENCUMBRANCE	BUDGET	UNENCUMBERED BALANCE
	CURRENT MONTH	YEAR TO DATE	%	CURRENT MONTH	%	YEAR TO DATE	%			
REVENUES										
4004 INTERGOVERNMENTAL REVENUE	1,266,555.33	26,361,465.89	78	1,024,497.37	4	21,265,496.90	75	0.00	28,477,014.00	7,211,517.10
4007 CHARGES FOR SERVICES	44,745.27	1,387,544.67	81	262,066.57	13	1,385,116.62	71	0.00	1,946,075.00	560,958.38
4008 INVESTMENT EARNINGS	367.17	3,293.29	16	29.49	0	29,777.00	0	0.00	0.00	-29,777.00
4009 MISCELLANEOUS REVENUES	0.00	87,672.60	118	0.00	0	64,498.00	70	0.00	91,500.00	27,002.00
TOTAL REVENUES	1,311,667.77	27,839,976.45	79	1,286,593.43	4	22,744,888.52	75	0.00	30,514,589.00	7,769,700.48
EXPENDITURES										
5001 SALARIES AND WAGES	422,266.73	5,429,005.87	77	829,137.32	12	6,027,104.36	84	0.00	7,140,342.18	1,113,237.82
5003 FRINGE BENEFITS	132,540.06	1,497,046.33	96	255,539.19	14	1,633,407.82	89	-14,965.78	1,834,569.26	201,161.44
5010 COMMODITIES	6,719.88	330,606.97	41	43,192.70	6	366,125.50	55	-24,000.70	666,839.24	300,713.74
5020 SERVICES	1,450,188.18	18,435,464.94	75	449,466.40	2	15,539,037.01	76	-16,775.00	20,403,024.32	4,863,987.31
8000 CAPITAL OUTLAY	14,719.37	14,719.37	4	0.00	0	236,639.44	57	0.00	412,627.00	175,987.56
TOTAL EXPENDITURES	2,026,434.22	25,706,843.48	75	1,577,335.61	5	23,802,314.13	78	-55,741.48	30,457,402.00	6,655,087.87
OTHER FINANCING SOURCES (USES)										
6001 OTHER FINANCING SOURCES	14,267.55	212,755.68	63	47,824.74	12	258,625.78	65	0.00	397,493.00	138,867.22
7001 OTHER FINANCING USES	-8,074.83	-185,908.03	36	-44,131.49	13	-227,348.93	66	0.00	-346,715.00	-119,366.07
TOTAL OTHER FINANCING SOURCES (USES)	6,192.72	26,847.65		3,693.25		31,276.85		0.00	50,778.00	19,501.15
NET CHANGE IN FUND BALANCE	708,573.73	-2,159,980.62		287,048.93		1,026,148.76		-55,741.48	-107,965.00	-1,134,113.76



FUND DEPT 2076-011 : TORT IMMUNITY TAX FUND - SOLID WASTE MGMT

1/18/2023 12:50:01 PM

PERIOD ENDING 12/31/2022

	ACTUAL LAST YEAR			ACTUAL THIS YEAR				ENCUMBRANCE	BUDGET	UNENCUMBERED BALANCE
	CURRENT MONTH	YEAR TO DATE	%	CURRENT MONTH	%	YEAR TO DATE	%			
EXPENDITURES										
TOTAL EXPENDITURES	0.00	0.00	0	0.00	0	0.00	0	0.00	0.00	0.00
NET CHANGE IN FUND BALANCE	0.00	0.00		0.00		0.00		0.00	0.00	0.00



FUND DEPT 2076-075 : TORT IMMUNITY TAX FUND - GENERAL COUNTY

1/18/2023 12:50:01 PM

PERIOD ENDING 12/31/2022

	ACTUAL LAST YEAR			ACTUAL THIS YEAR				ENCUMBRANCE	BUDGET	UNENCUMBERED BALANCE
	CURRENT MONTH	YEAR TO DATE	%	CURRENT MONTH	%	YEAR TO DATE	%			
REVENUES										
4001 PROPERTY TAX	64,546.68	2,227,918.93	99	185,540.79	5	3,636,589.09	100	0.00	3,645,009.00	8,419.91
4008 INVESTMENT EARNINGS	0.00	5.07	0	4,697.30	0	13,000.91	0	0.00	0.00	-13,000.91
TOTAL REVENUES	64,546.68	2,227,924.00	99	190,238.09	5	3,649,590.00	100	0.00	3,645,009.00	-4,581.00
EXPENDITURES										
5003 FRINGE BENEFITS	0.00	946,687.28	88	190,470.64	17	1,095,958.39	100	0.00	1,101,335.00	5,376.61
5020 SERVICES	0.00	0.00	0	0.00	0	1,334.85	0	0.00	1,198,665.00	1,197,330.15
TOTAL EXPENDITURES	0.00	946,687.28	42	190,470.64	8	1,097,293.24	48	0.00	2,300,000.00	1,202,706.76
OTHER FINANCING SOURCES (USES)										
TOTAL OTHER FINANCING SOURCES (USES)	0.00	0.00		0.00		0.00		0.00	0.00	0.00
NET CHANGE IN FUND BALANCE	-64,546.68	-1,281,236.72		232.55		-2,552,296.76		0.00	-1,345,009.00	1,207,287.76



FUND DEPT 2083-060 : COUNTY HIGHWAY - HIGHWAY

1/18/2023 12:50:01 PM

PERIOD ENDING 12/31/2022

	ACTUAL LAST YEAR			ACTUAL THIS YEAR				ENCUMBRANCE	BUDGET	UNENCUMBERED BALANCE
	CURRENT MONTH	YEAR TO DATE	%	CURRENT MONTH	%	YEAR TO DATE	%			
REVENUES										
4001 PROPERTY TAX	81,861.67	2,825,570.26	100	151,222.88	5	2,946,590.97	100	0.00	2,941,601.00	-4,989.97
4004 INTERGOVERNMENTAL REVENUE	0.00	119,922.04	33	0.00	0	87,675.84	35	0.00	250,000.00	162,324.16
4007 CHARGES FOR SERVICES	176,721.94	561,381.18	100	239,034.64	43	549,114.16	99	0.00	555,000.00	5,885.84
4008 INVESTMENT EARNINGS	208.35	3,151.88	21	36.48	1	38,743.42	129 1	0.00	3,000.00	-35,743.42
4009 MISCELLANEOUS REVENUES	1,045.48	8,492.28	0	0.00	0	1,446.42	0	0.00	0.00	-1,446.42
TOTAL REVENUES	259,837.44	3,518,517.64	93	390,294.00	10	3,623,570.81	97	0.00	3,749,601.00	126,030.19
EXPENDITURES										
5001 SALARIES AND WAGES	119,412.05	1,497,745.00	98	182,386.29	12	1,499,859.27	97	0.00	1,550,264.00	50,404.73
5003 FRINGE BENEFITS	31,654.02	483,778.86	81	77,005.11	14	489,474.01	88	0.00	558,589.00	69,114.99
5010 COMMODITIES	20,676.30	223,186.33	88	21,438.86	8	250,613.79	97	0.00	259,600.00	8,986.21
5020 SERVICES	39,306.05	466,529.38	71	30,817.47	5	535,641.52	79	0.00	681,360.40	145,718.88
8000 CAPITAL OUTLAY	0.00	515,321.68	64	30,794.00	5	189,146.96	30	-316,810.00	625,000.00	435,853.04
TOTAL EXPENDITURES	211,048.42	3,186,561.25	83	342,441.73	9	2,964,735.55	81	-316,810.00	3,674,813.40	710,077.85
OTHER FINANCING SOURCES (USES)										
6001 OTHER FINANCING SOURCES	45,700.00	45,700.00	100	47,000.00	100	47,000.00	100	0.00	47,000.00	0.00
7001 OTHER FINANCING USES	-112,000.00	-124,675.05	78	0.00	0	-116,000.00	95	0.00	-121,539.60	-5,539.60
TOTAL OTHER FINANCING SOURCES (USES)	-66,300.00	-78,975.05		47,000.00		-69,000.00		0.00	-74,539.60	-5,539.60
NET CHANGE IN FUND BALANCE	17,510.98	-252,981.34		-94,852.27		-589,835.26		-316,810.00	-248.00	589,587.26



FUND DEPT 2083-062 : COUNTY HIGHWAY - HIGHWAY BUILDING CAPITAL

1/18/2023 12:50:01 PM

PERIOD ENDING 12/31/2022

	ACTUAL LAST YEAR			ACTUAL THIS YEAR				ENCUMBRANCE	BUDGET	UNENCUMBERED BALANCE
	CURRENT MONTH	YEAR TO DATE	%	CURRENT MONTH	%	YEAR TO DATE	%			
REVENUES										
4009 MISCELLANEOUS REVENUES	0.00	78,030.81	84	0.00	0	0.00	0	0.00	0.00	0.00
TOTAL REVENUES	0.00	78,030.81	84	0.00	0	0.00	0	0.00	0.00	0.00
EXPENDITURES										
5020 SERVICES	0.00	0.00	0	0.00	0	0.00	0	0.00	100,000.00	100,000.00
8000 CAPITAL OUTLAY	172,554.30	386,149.50	52	0.00	0	274,150.50	100	0.00	274,150.50	0.00
TOTAL EXPENDITURES	172,554.30	386,149.50	46	0.00	0	274,150.50	73	0.00	374,150.50	100,000.00
OTHER FINANCING SOURCES (USES)										
6001 OTHER FINANCING SOURCES	112,000.00	112,000.00	100	0.00	0	116,000.00	100	0.00	116,000.00	0.00
TOTAL OTHER FINANCING SOURCES (USES)	112,000.00	112,000.00		0.00		116,000.00		0.00	116,000.00	0.00
NET CHANGE IN FUND BALANCE	60,554.30	196,118.69		0.00		158,150.50		0.00	258,150.50	100,000.00



FUND DEPT 2084-060 : COUNTY BRIDGE - HIGHWAY

1/18/2023 12:50:01 PM

PERIOD ENDING 12/31/2022

	ACTUAL LAST YEAR			ACTUAL THIS YEAR				ENCUMBRANCE	BUDGET	UNENCUMBERED BALANCE
	CURRENT MONTH	YEAR TO DATE	%	CURRENT MONTH	%	YEAR TO DATE	%			
REVENUES										
4001 PROPERTY TAX	41,121.12	1,419,353.33	100	75,589.04	5	1,477,642.28	100	0.00	1,477,663.00	20.72
4004 INTERGOVERNMENTAL REVENUE	0.00	2,222.50	1	0.00	0	750.00	2	0.00	50,000.00	49,250.00
4008 INVESTMENT EARNINGS	130.59	1,948.94	0	22.75	1	24,407.14	1220	0.00	2,000.00	-22,407.14
4009 MISCELLANEOUS REVENUES	12,500.00	19,700.00	0	0.00	0	9,850.00	0	0.00	0.00	-9,850.00
TOTAL REVENUES	53,751.71	1,443,224.77	84	75,611.79	5	1,512,649.42	99	0.00	1,529,663.00	17,013.58
EXPENDITURES										
5020 SERVICES	20,058.50	178,499.81	77	18,501.73	7	202,586.49	76	0.00	266,413.62	63,827.13
8000 CAPITAL OUTLAY	50,563.80	1,110,384.42	75	279,060.14	22	1,250,158.18	99	0.00	1,260,000.00	9,841.82
TOTAL EXPENDITURES	70,622.30	1,288,884.23	76	297,561.87	19	1,452,744.67	95	0.00	1,526,413.62	73,668.95
OTHER FINANCING SOURCES (USES)										
7001 OTHER FINANCING USES	0.00	-1,863.69	27	0.00	0	0.00	0	0.00	-1,586.38	-1,586.38
TOTAL OTHER FINANCING SOURCES (USES)	0.00	-1,863.69		0.00		0.00		0.00	-1,586.38	-1,586.38
NET CHANGE IN FUND BALANCE	16,870.59	-152,476.85		221,950.08		-59,904.75		0.00	-1,663.00	58,241.75



FUND DEPT 2085-060 : COUNTY MOTOR FUEL TAX - HIGHWAY

1/18/2023 12:50:01 PM

PERIOD ENDING 12/31/2022

	ACTUAL LAST YEAR			ACTUAL THIS YEAR				ENCUMBRANCE	BUDGET	UNENCUMBERED BALANCE
	CURRENT MONTH	YEAR TO DATE	%	CURRENT MONTH	%	YEAR TO DATE	%			
REVENUES										
4004 INTERGOVERNMENTAL REVENUE	398,466.29	3,981,960.98	121	951,400.78	20	4,885,891.24	104	0.00	4,687,136.00	-198,755.24
4007 CHARGES FOR SERVICES	0.00	15,286.95	0	0.00	0	9,349.21	0	0.00	0.00	-9,349.21
4008 INVESTMENT EARNINGS	257.50	3,857.90	8	124.42	2	143,726.78	287 5	0.00	5,000.00	-138,726.78
4009 MISCELLANEOUS REVENUES	0.00	480.00	0	2,738.00	0	2,738.00	0	0.00	0.00	-2,738.00
TOTAL REVENUES	398,723.79	4,001,585.83	120	954,263.20	20	5,041,705.23	107	0.00	4,692,136.00	-349,569.23
EXPENDITURES										
5001 SALARIES AND WAGES	12,724.58	170,381.36	100	19,867.28	11	175,225.46	100	0.00	175,226.00	0.54
5020 SERVICES	59,674.10	1,025,914.60	68	217,661.08	14	1,016,142.81	65	0.00	1,573,000.00	556,857.19
8000 CAPITAL OUTLAY	0.00	122,899.73	12	0.00	0	1,150,580.39	95	0.00	1,205,000.00	54,419.61
TOTAL EXPENDITURES	72,398.68	1,319,195.69	49	237,528.36	8	2,341,948.66	79	0.00	2,953,226.00	611,277.34
NET CHANGE IN FUND BALANCE	-326,325.11	-2,682,390.14		-716,734.84		-2,699,756.57		0.00	-1,738,910.00	960,846.57



FUND DEPT 2088-044 : ILL.MUNICIPAL RETIREMENT - NURSING HOME

1/18/2023 12:50:01 PM

PERIOD ENDING 12/31/2022

	ACTUAL LAST YEAR			ACTUAL THIS YEAR				ENCUMBRANCE	BUDGET	UNENCUMBERED BALANCE
	CURRENT MONTH	YEAR TO DATE	%	CURRENT MONTH	%	YEAR TO DATE	%			
EXPENDITURES										
TOTAL EXPENDITURES	<i>0.00</i>	<i>0.00</i>	<i>0</i>	<i>0.00</i>	<i>0</i>	<i>0.00</i>	<i>0</i>	<i>0.00</i>	<i>0.00</i>	<i>0.00</i>
OTHER FINANCING SOURCES (USES)										
TOTAL OTHER FINANCING SOURCES (USES)	<i>0.00</i>	<i>0.00</i>		<i>0.00</i>		<i>0.00</i>		<i>0.00</i>	<i>0.00</i>	<i>0.00</i>
NET CHANGE IN FUND BALANCE	0.00	0.00		0.00		0.00		0.00	0.00	0.00



FUND DEPT 2088-073 : ILL.MUNICIPAL RETIREMENT - ILL.MUNICIPAL RETIREMENT

1/18/2023 12:50:01 PM

PERIOD ENDING 12/31/2022

	ACTUAL LAST YEAR			ACTUAL THIS YEAR				ENCUMBRANCE	BUDGET	UNENCUMBERED BALANCE
	CURRENT MONTH	YEAR TO DATE	%	CURRENT MONTH	%	YEAR TO DATE	%			
REVENUES										
4001 PROPERTY TAX	83,389.31	2,878,298.85	100	147,217.10	5	2,877,854.07	100	0.00	2,872,498.00	-5,356.07
4004 INTERGOVERNMENTAL REVENUE	0.00	124,000.00	100	0.00	0	124,000.00	100	0.00	124,000.00	0.00
4008 INVESTMENT EARNINGS	119.44	652.40	13	5,232.08	616	20,674.13	²⁴³ / ₂	0.00	850.00	-19,824.13
TOTAL REVENUES	83,508.75	3,002,951.25	99	152,449.18	5	3,022,528.20	101	0.00	2,997,348.00	-25,180.20
EXPENDITURES										
5003 FRINGE BENEFITS	0.00	3,294,469.31	84	205,448.75	5	2,834,155.57	71	0.00	3,993,045.00	1,158,889.43
TOTAL EXPENDITURES	0.00	3,294,469.31	84	205,448.75	5	2,834,155.57	71	0.00	3,993,045.00	1,158,889.43
OTHER FINANCING SOURCES (USES)										
6001 OTHER FINANCING SOURCES	98,058.55	1,112,118.84	121	0.00	0	6,302.44	1	0.00	996,547.00	990,244.56
TOTAL OTHER FINANCING SOURCES (USES)	98,058.55	1,112,118.84		0.00		6,302.44		0.00	996,547.00	990,244.56
NET CHANGE IN FUND BALANCE	-181,567.30	-820,600.78		52,999.57		-194,675.07		0.00	-850.00	193,825.07



FUND DEPT 2089-018 : COUNTY PUBLIC HEALTH FUND - C-U PUBLIC HEALTH DISTRICT

1/18/2023 12:50:01 PM

PERIOD ENDING 12/31/2022

	ACTUAL LAST YEAR			ACTUAL THIS YEAR				ENCUMBRANCE	BUDGET	UNENCUMBERED BALANCE
	CURRENT MONTH	YEAR TO DATE	%	CURRENT MONTH	%	YEAR TO DATE	%			
REVENUES										
4001 PROPERTY TAX	21,554.64	743,988.76	99	39,506.65	5	772,290.54	99	0.00	776,400.00	4,109.46
TOTAL REVENUES	21,554.64	743,988.76	99	39,506.65	5	772,290.54	99	0.00	776,400.00	4,109.46
EXPENDITURES										
5020 SERVICES	0.00	722,434.12	96	39,506.65	5	772,290.54	99	0.00	776,400.00	4,109.46
TOTAL EXPENDITURES	0.00	722,434.12	96	39,506.65	5	772,290.54	99	0.00	776,400.00	4,109.46
NET CHANGE IN FUND BALANCE	-21,554.64	-21,554.64		0.00		0.00		0.00	0.00	0.00



FUND DEPT 2089-049 : COUNTY PUBLIC HEALTH FUND - BOARD OF HEALTH

1/18/2023 12:50:01 PM

PERIOD ENDING 12/31/2022

	ACTUAL LAST YEAR			ACTUAL THIS YEAR				ENCUMBRANCE	BUDGET	UNENCUMBERED BALANCE
	CURRENT MONTH	YEAR TO DATE	%	CURRENT MONTH	%	YEAR TO DATE	%			
REVENUES										
4001 PROPERTY TAX	17,275.56	596,290.04	100	31,856.52	5	622,742.97	100	0.00	620,916.00	-1,826.97
4004 INTERGOVERNMENTAL REVENUE	185,888.49	1,393,653.57	58	141,917.63	9	1,248,386.12	76	0.00	1,639,920.00	391,533.88
4006 LICENSES AND PERMITS	925.00	109,675.00	95	18,500.00	13	137,732.00	99	0.00	139,725.00	1,993.00
4008 INVESTMENT EARNINGS	44.90	247.27	6	2,590.83	121	10,654.07	497	0.00	214.00	-10,440.07
					1		9			
4009 MISCELLANEOUS REVENUES	0.00	2,899.00	113	-268,930.11	104	-262,892.55	102	0.00	2,570.00	265,462.55
					64		29			
TOTAL REVENUES	204,133.95	2,102,764.88	68	-74,065.13	-3	1,756,622.61	73	0.00	2,403,345.00	646,722.39
EXPENDITURES										
5020 SERVICES	111,807.31	2,149,306.27	68	186,446.32	7	1,612,689.86	62	0.00	2,622,145.00	1,009,455.14
TOTAL EXPENDITURES	111,807.31	2,149,306.27	68	186,446.32	7	1,612,689.86	62	0.00	2,622,145.00	1,009,455.14
OTHER FINANCING SOURCES (USES)										
7001 OTHER FINANCING USES	0.00	-2,686.00	22	0.00	0	0.00	0	0.00	-1,161.00	-1,161.00
TOTAL OTHER FINANCING SOURCES (USES)	0.00	-2,686.00		0.00		0.00		0.00	-1,161.00	-1,161.00
NET CHANGE IN FUND BALANCE	-92,326.64	49,227.39		260,511.45		-143,932.75		0.00	219,961.00	363,893.75



FUND DEPT 2090-053 : MENTAL HEALTH - MENTAL HEALTH BOARD

1/18/2023 12:50:01 PM

PERIOD ENDING 12/31/2022

	ACTUAL LAST YEAR			ACTUAL THIS YEAR				ENCUMBRANCE	BUDGET	UNENCUMBERED BALANCE
	CURRENT MONTH	YEAR TO DATE	%	CURRENT MONTH	%	YEAR TO DATE	%			
REVENUES										
4001 PROPERTY TAX	153,028.80	5,282,003.99	99	281,228.75	5	5,497,563.29	100	0.00	5,505,918.00	8,354.71
4004 INTERGOVERNMENTAL REVENUE	0.00	360,041.00	89	0.00	0	362,472.00	92	0.00	395,426.00	32,954.00
4008 INVESTMENT EARNINGS	213.47	1,171.80	4	11,362.47	568	47,854.80	239 3	0.00	2,000.00	-45,854.80
4009 MISCELLANEOUS REVENUES	0.00	2,405.00	2	0.00	0	54,811.00	114	0.00	48,000.00	-6,811.00
TOTAL REVENUES	153,242.27	5,645,621.79	97	292,591.22	5	5,962,701.09	100	0.00	5,951,344.00	-11,357.09
EXPENDITURES										
5001 SALARIES AND WAGES	33,423.20	444,901.45	97	52,777.32	12	445,703.65	98	0.00	452,787.00	7,083.35
5003 FRINGE BENEFITS	8,726.34	109,753.82	90	15,821.07	12	111,162.21	85	0.00	130,974.00	19,811.79
5010 COMMODITIES	1,358.57	8,506.17	52	80.09	1	10,602.31	72	0.00	14,650.00	4,047.69
5020 SERVICES	434,377.46	5,288,208.46	95	246,223.68	4	5,547,735.62	97	0.00	5,728,351.00	180,615.38
TOTAL EXPENDITURES	477,885.57	5,851,369.90	95	314,902.16	5	6,115,203.79	97	0.00	6,326,762.00	211,558.21
OTHER FINANCING SOURCES (USES)										
6001 OTHER FINANCING SOURCES	0.00	770,436.00	100	0.00	0	0.00	0	0.00	0.00	0.00
7001 OTHER FINANCING USES	0.00	-11,644.00	20	0.00	0	0.00	0	0.00	-9,800.00	-9,800.00
TOTAL OTHER FINANCING SOURCES (USES)	0.00	758,792.00		0.00		0.00		0.00	-9,800.00	-9,800.00
NET CHANGE IN FUND BALANCE	324,643.30	-553,043.89		22,310.94		152,502.70		0.00	385,218.00	232,715.30



FUND DEPT 2091-047 : ANIMAL CONTROL - ANIMAL CONTROL ADMIN

1/18/2023 12:50:01 PM

PERIOD ENDING 12/31/2022

	ACTUAL LAST YEAR			ACTUAL THIS YEAR				ENCUMBRANCE	BUDGET	UNENCUMBERED BALANCE
	CURRENT MONTH	YEAR TO DATE	%	CURRENT MONTH	%	YEAR TO DATE	%			
REVENUES										
4006 LICENSES AND PERMITS	27,745.00	299,143.50	100	26,400.00	8	307,809.26	91	0.00	340,000.00	32,190.74
4008 INVESTMENT EARNINGS	33.24	178.32	9	1,604.74	160	7,063.89	706	0.00	1,000.00	-6,063.89
4009 MISCELLANEOUS REVENUES	0.00	1,150.00	177	0.00	0	142.50	0	0.00	0.00	-142.50
TOTAL REVENUES	27,778.24	300,471.82	99	28,004.74	8	315,015.65	92	0.00	341,000.00	25,984.35
EXPENDITURES										
5001 SALARIES AND WAGES	9,786.38	105,690.34	97	18,793.76	11	150,456.75	88	0.00	171,404.08	20,947.33
5003 FRINGE BENEFITS	1,738.36	40,402.14	77	9,858.27	15	47,408.73	74	0.00	64,192.05	16,783.32
5010 COMMODITIES	2,221.65	12,569.68	92	52.60	0	11,261.29	78	0.00	14,434.00	3,172.71
5020 SERVICES	1,360.86	27,797.22	55	-21.14	0	39,137.03	56	-18,000.00	69,321.00	30,183.97
8000 CAPITAL OUTLAY	0.00	0.00	0	0.00	0	0.00	0	0.00	15,336.00	15,336.00
TOTAL EXPENDITURES	15,107.25	186,459.38	83	28,683.49	9	248,263.80	74	-18,000.00	334,687.13	86,423.33
OTHER FINANCING SOURCES (USES)										
7001 OTHER FINANCING USES	0.00	-1,341.00	28	0.00	0	0.00	0	0.00	-25.00	-25.00
TOTAL OTHER FINANCING SOURCES (USES)	0.00	-1,341.00		0.00		0.00		0.00	-25.00	-25.00
NET CHANGE IN FUND BALANCE	-12,670.99	-112,671.44		678.75		-66,751.85		-18,000.00	-6,287.87	60,463.98



FUND DEPT 2091-247 : ANIMAL CONTROL - ANIMAL WARDEN SERVICES

1/18/2023 12:50:01 PM

PERIOD ENDING 12/31/2022

	ACTUAL LAST YEAR			ACTUAL THIS YEAR				ENCUMBRANCE	BUDGET	UNENCUMBERED BALANCE
	CURRENT MONTH	YEAR TO DATE	%	CURRENT MONTH	%	YEAR TO DATE	%			
REVENUES										
4004 INTERGOVERNMENTAL REVENUE	32,918.16	129,191.98	80	11,236.42	6	254,552.71	128	0.00	198,176.00	-56,376.71
4005 FINES AND FORFEITURES	463.26	8,847.63	88	1,375.00	14	19,159.00	192	0.00	10,000.00	-9,159.00
4009 MISCELLANEOUS REVENUES	0.00	1,500.00	63	0.00	0	0.00	0	0.00	1,540.00	1,540.00
TOTAL REVENUES	33,381.42	139,539.61	80	12,611.42	6	273,711.71	131	0.00	209,716.00	-63,995.71
EXPENDITURES										
5001 SALARIES AND WAGES	4,007.65	106,608.64	80	11,980.83	9	128,308.18	98	0.00	130,752.14	2,443.96
5003 FRINGE BENEFITS	1,930.33	41,532.95	72	3,901.10	7	37,238.58	62	0.00	60,009.59	22,771.01
5010 COMMODITIES	1,034.03	16,083.37	91	3,132.76	8	28,110.37	68	0.00	41,310.00	13,199.63
5020 SERVICES	1,522.98	7,633.90	29	1,572.74	7	14,101.75	61	0.00	23,000.00	8,898.25
8000 CAPITAL OUTLAY	0.00	16,077.00	100	0.00	0	51,107.00	100	0.00	51,107.00	0.00
TOTAL EXPENDITURES	8,494.99	187,935.86	75	20,587.43	7	258,865.88	85	0.00	306,178.73	47,312.85
NET CHANGE IN FUND BALANCE	-24,886.43	48,396.25		7,976.01		-14,845.83		0.00	96,462.73	111,308.56



FUND DEPT 2091-248 : ANIMAL CONTROL - ANIMAL IMPOUND SERVICES

1/18/2023 12:50:01 PM

PERIOD ENDING 12/31/2022

	ACTUAL LAST YEAR			ACTUAL THIS YEAR				ENCUMBRANCE	BUDGET	UNENCUMBERED BALANCE
	CURRENT MONTH	YEAR TO DATE	%	CURRENT MONTH	%	YEAR TO DATE	%			
REVENUES										
4004 INTERGOVERNMENTAL REVENUE	-11,367.87	146,553.52	90	15,607.07	9	170,822.22	103	0.00	165,634.00	-5,188.22
4005 FINES AND FORFEITURES	1,227.00	26,247.73	65	1,053.00	2	18,631.60	42	0.00	44,800.00	26,168.40
4007 CHARGES FOR SERVICES	0.00	0.00	0	2,012.77	0	2,012.77	0	0.00	0.00	-2,012.77
TOTAL REVENUES	-10,140.87	172,801.25	85	18,672.84	9	191,466.59	91	0.00	210,434.00	18,967.41
EXPENDITURES										
5001 SALARIES AND WAGES	9,395.41	108,386.23	92	17,165.47	12	134,006.69	95	0.00	141,651.00	7,644.31
5003 FRINGE BENEFITS	2,090.96	25,351.04	70	5,858.44	9	37,505.75	60	0.00	62,014.14	24,508.39
5010 COMMODITIES	1,390.22	18,035.90	64	1,883.26	6	30,541.46	93	0.00	32,700.00	2,158.54
5020 SERVICES	0.00	13,903.20	51	3,370.00	29	4,142.25	35	0.00	11,750.00	7,607.75
TOTAL EXPENDITURES	12,876.59	165,676.37	79	28,277.17	11	206,196.15	83	0.00	248,115.14	41,918.99
NET CHANGE IN FUND BALANCE	23,017.46	-7,124.88		9,604.33		14,729.56		0.00	37,681.14	22,951.58



FUND DEPT 2092-074 : LAW LIBRARY - LAW LIBRARY

1/18/2023 12:50:01 PM

PERIOD ENDING 12/31/2022

	ACTUAL LAST YEAR			ACTUAL THIS YEAR				ENCUMBRANCE	BUDGET	UNENCUMBERED BALANCE
	CURRENT MONTH	YEAR TO DATE	%	CURRENT MONTH	%	YEAR TO DATE	%			
REVENUES										
4004 INTERGOVERNMENTAL REVENUE	0.00	15,999.00	0	0.00	0	6,850.00	100	0.00	6,850.00	0.00
4007 CHARGES FOR SERVICES	14,615.75	69,113.50	77	7,905.00	10	90,057.50	113	0.00	80,000.00	-10,057.50
4008 INVESTMENT EARNINGS	8.47	46.11	8	443.96	444	1,882.03	188 2	0.00	100.00	-1,782.03
4009 MISCELLANEOUS REVENUES	0.00	0.00	0	0.00	0	715.00	0	0.00	0.00	-715.00
TOTAL REVENUES	14,624.22	85,158.61	94	8,348.96	10	99,504.53	114	0.00	86,950.00	-12,554.53
EXPENDITURES										
5010 COMMODITIES	2,772.65	41,372.85	85	4,488.35	9	48,472.48	96	0.00	50,335.00	1,862.52
5020 SERVICES	229.67	20,699.94	77	359.89	1	29,452.59	77	0.00	38,500.00	9,047.41
TOTAL EXPENDITURES	3,002.32	62,072.79	82	4,848.24	5	77,925.07	88	0.00	88,835.00	10,909.93
OTHER FINANCING SOURCES (USES)										
TOTAL OTHER FINANCING SOURCES (USES)	0.00	0.00		0.00		0.00		0.00	0.00	0.00
NET CHANGE IN FUND BALANCE	-11,621.90	-23,085.82		-3,500.72		-21,579.46		0.00	1,885.00	23,464.46



FUND DEPT 2093-031 : FORECLOSURE MEDIATION FND - CIRCUIT COURT

1/18/2023 12:50:01 PM

PERIOD ENDING 12/31/2022

	ACTUAL LAST YEAR			ACTUAL THIS YEAR				ENCUMBRANCE	BUDGET	UNENCUMBERED BALANCE
	CURRENT MONTH	YEAR TO DATE	%	CURRENT MONTH	%	YEAR TO DATE	%			
REVENUES										
4007 CHARGES FOR SERVICES	525.00	2,850.00	19	75.00	0	225.00	1	0.00	26,600.00	26,375.00
4008 INVESTMENT EARNINGS	2.71	14.78	7	36.30	36	202.90	203	0.00	100.00	-102.90
TOTAL REVENUES	527.71	2,864.78	19	111.30	0	427.90	2	0.00	26,700.00	26,272.10
EXPENDITURES										
5001 SALARIES AND WAGES	304.59	9,172.02	83	0.00	0	8,382.66	60	0.00	14,000.00	5,617.34
5003 FRINGE BENEFITS	24.61	868.03	86	0.00	0	851.07	62	0.00	1,381.00	529.93
5010 COMMODITIES	0.00	44.75	22	0.00	0	0.00	0	0.00	200.00	200.00
5020 SERVICES	0.00	3,390.00	32	0.00	0	2,679.00	14	0.00	18,723.00	16,044.00
TOTAL EXPENDITURES	329.20	13,474.80	59	0.00	0	11,912.73	35	0.00	34,304.00	22,391.27
OTHER FINANCING SOURCES (USES)										
TOTAL OTHER FINANCING SOURCES (USES)	0.00	0.00		0.00		0.00		0.00	0.00	0.00
NET CHANGE IN FUND BALANCE	-198.51	10,610.02		-111.30		11,484.83		0.00	7,604.00	-3,880.83



FUND DEPT 2101-054 : I/DD SPECIAL INITIATIVES - CILA PROJECT

1/18/2023 12:50:01 PM

PERIOD ENDING 12/31/2022

	ACTUAL LAST YEAR			ACTUAL THIS YEAR				ENCUMBRANCE	BUDGET	UNENCUMBERED BALANCE
	CURRENT MONTH	YEAR TO DATE	%	CURRENT MONTH	%	YEAR TO DATE	%			
REVENUES										
4008 INVESTMENT EARNINGS	17.26	92.64	2	2,247.10	112 4	10,442.76	522 1	0.00	200.00	-10,242.76
4009 MISCELLANEOUS REVENUES	0.00	226,017.05	0	0.00	0	262,044.31	0	0.00	0.00	-262,044.31
TOTAL REVENUES	17.26	226,109.69	102 8	2,247.10	112 4	272,487.07	136 244	0.00	200.00	-272,287.07
EXPENDITURES										
5010 COMMODITIES	0.00	6,283.30	78	0.00	0	0.00	0	0.00	6,176.00	6,176.00
5020 SERVICES	0.00	17,014.50	34	0.00	0	17,443.63	51	0.00	34,024.00	16,580.37
8000 CAPITAL OUTLAY	0.00	0.00	0	0.00	0	0.00	0	0.00	10,000.00	10,000.00
TOTAL EXPENDITURES	0.00	23,297.80	32	0.00	0	17,443.63	35	0.00	50,200.00	32,756.37
OTHER FINANCING SOURCES (USES)										
6001 OTHER FINANCING SOURCES	0.00	50,000.00	100	0.00	0	50,000.00	100	0.00	50,000.00	0.00
TOTAL OTHER FINANCING SOURCES (USES)	0.00	50,000.00		0.00		50,000.00		0.00	50,000.00	0.00
NET CHANGE IN FUND BALANCE	-17.26	-252,811.89		-2,247.10		-305,043.44		0.00	0.00	305,043.44



FUND DEPT 2103-060 : HWY FED AID MATCHING FUND - HIGHWAY

1/18/2023 12:50:01 PM

PERIOD ENDING 12/31/2022

	ACTUAL LAST YEAR			ACTUAL THIS YEAR				ENCUMBRANCE	BUDGET	UNENCUMBERED BALANCE
	CURRENT MONTH	YEAR TO DATE	%	CURRENT MONTH	%	YEAR TO DATE	%			
REVENUES										
4001 PROPERTY TAX	3,309.70	114,239.13	102	6,103.83	5	119,319.63	100	0.00	118,945.00	-374.63
4008 INVESTMENT EARNINGS	46.73	696.85	0	5.30	0	5,825.06	0	0.00	0.00	-5,825.06
TOTAL REVENUES	3,356.43	114,935.98	102	6,109.13	5	125,144.69	105	0.00	118,945.00	-6,199.69
EXPENDITURES										
5020 SERVICES	0.00	25,000.00	100	0.00	0	0.00	0	0.00	0.00	0.00
8000 CAPITAL OUTLAY	0.00	345,296.58	100	0.00	0	0.00	0	0.00	0.00	0.00
TOTAL EXPENDITURES	0.00	370,296.58	100	0.00	0	0.00	0	0.00	0.00	0.00
OTHER FINANCING SOURCES (USES)										
7001 OTHER FINANCING USES	0.00	-64.26	4	0.00	0	0.00	0	0.00	-200.00	-200.00
TOTAL OTHER FINANCING SOURCES (USES)	0.00	-64.26		0.00		0.00		0.00	-200.00	-200.00
NET CHANGE IN FUND BALANCE	-3,356.43	255,424.86		-6,109.13		-125,144.69		0.00	-118,745.00	6,399.69



FUND DEPT 2104-104 : EARLY CHILDHOOD FUND - EARLY CHILDHOOD DEVELOPMENT

1/18/2023 12:50:01 PM

PERIOD ENDING 12/31/2022

	ACTUAL LAST YEAR			ACTUAL THIS YEAR				ENCUMBRANCE	BUDGET	UNENCUMBERED BALANCE
	CURRENT MONTH	YEAR TO DATE	%	CURRENT MONTH	%	YEAR TO DATE	%			
REVENUES										
4004 INTERGOVERNMENTAL REVENUE	1,170,544.29	10,977,275.11	84	956,699.81	7	10,154,996.25	79	0.00	12,902,600.00	2,747,603.75
4007 CHARGES FOR SERVICES	7,900.00	100,340.00	96	2,900.00	2	52,392.50	41	0.00	126,800.00	74,407.50
4008 INVESTMENT EARNINGS	73.77	799.75	8	3,927.65	39	56,617.63	566	0.00	10,000.00	-46,617.63
4009 MISCELLANEOUS REVENUES	124,345.00	1,010,993.09	641 9	571.81	4	607,059.18	467 0	0.00	13,000.00	-594,059.18
TOTAL REVENUES	1,302,863.06	12,089,407.95	92	964,099.27	7	10,871,065.56	83	0.00	13,052,400.00	2,181,334.44
EXPENDITURES										
5001 SALARIES AND WAGES	530,423.78	5,780,704.57	92	676,061.33	11	5,273,375.98	89	0.00	5,947,099.70	673,723.72
5003 FRINGE BENEFITS	159,830.48	1,802,281.88	80	210,144.77	10	1,553,572.52	74	0.00	2,108,630.00	555,057.48
5010 COMMODITIES	69,883.38	554,621.65	66	8,759.18	1	416,954.74	59	0.00	702,000.00	285,045.26
5020 SERVICES	99,011.13	2,457,091.07	61	267,736.00	7	2,608,879.07	66	0.00	3,927,420.30	1,318,541.23
8000 CAPITAL OUTLAY	0.00	189,378.00	81	7,962.67	20	39,981.25	100	0.00	40,100.00	118.75
TOTAL EXPENDITURES	859,148.77	10,784,077.17	79	1,170,663.95	9	9,892,763.56	78	0.00	12,725,250.00	2,832,486.44
OTHER FINANCING SOURCES (USES)										
7001 OTHER FINANCING USES	0.00	0.00	0	0.00	0	0.00	0	0.00	-475,000.00	-475,000.00
TOTAL OTHER FINANCING SOURCES (USES)	0.00	0.00		0.00		0.00		0.00	-475,000.00	-475,000.00
NET CHANGE IN FUND BALANCE	-443,714.29	-1,305,330.78		206,564.68		-978,302.00		0.00	147,850.00	1,126,152.00



FUND DEPT 2106-010 : PUBL SAFETY SALES TAX FND - COUNTY BOARD

1/18/2023 12:50:01 PM

PERIOD ENDING 12/31/2022

	ACTUAL LAST YEAR			ACTUAL THIS YEAR				ENCUMBRANCE	BUDGET	UNENCUMBERED BALANCE
	CURRENT MONTH	YEAR TO DATE	%	CURRENT MONTH	%	YEAR TO DATE	%			
REVENUES										
4002 LOCAL SALES TAX	678,959.81	2,789,508.22	124	356,004.28	11	3,291,709.55	101	0.00	3,251,717.00	-39,992.55
4008 INVESTMENT EARNINGS	175.10	938.47	6	21,880.21	109 4	79,960.85	399 8	0.00	2,000.00	-77,960.85
TOTAL REVENUES	679,134.91	2,790,446.69	124	377,884.49	12	3,371,670.40	104	0.00	3,253,717.00	-117,953.40
EXPENDITURES										
5020 SERVICES	8,333.33	99,999.96	100	89,357.07	9	991,034.51	100	0.00	993,253.00	2,218.49
5050 INTEREST AND FISCAL CHARGES	0.00	950.00	63	-752.08	-101	0.00	0	0.00	747.00	747.00
TOTAL EXPENDITURES	8,333.33	100,949.96	99	88,604.99	9	991,034.51	100	0.00	994,000.00	2,965.49
OTHER FINANCING SOURCES (USES)										
7001 OTHER FINANCING USES	-374,698.96	-1,035,015.90	55	0.00	0	0.00	0	0.00	-1,953,761.00	-1,953,761.00
TOTAL OTHER FINANCING SOURCES (USES)	-374,698.96	-1,035,015.90		0.00		0.00		0.00	-1,953,761.00	-1,953,761.00
NET CHANGE IN FUND BALANCE	-296,102.62	-1,654,480.83		-289,279.50		-2,380,635.89		0.00	-305,956.00	2,074,679.89




FUND DEPT 2106-013 : PUBL SAFETY SALES TAX FND - DEBT SERVICE

1/18/2023 12:50:01 PM

PERIOD ENDING 12/31/2022

	ACTUAL LAST YEAR			ACTUAL THIS YEAR				ENCUMBRANCE	BUDGET	UNENCUMBERED BALANCE
	CURRENT MONTH	YEAR TO DATE	%	CURRENT MONTH	%	YEAR TO DATE	%			
REVENUES										
4002 LOCAL SALES TAX	402,198.00	2,010,990.00	84	204,609.00	8	2,046,090.00	84	0.00	2,448,283.00	402,193.00
TOTAL REVENUES	402,198.00	2,010,990.00	84	204,609.00	8	2,046,090.00	84	0.00	2,448,283.00	402,193.00
EXPENDITURES										
5050 INTEREST AND FISCAL CHARGES	2,027,680.31	2,405,360.62	100	2,126,641.26	87	2,448,282.50	100	0.00	2,448,283.00	0.50
TOTAL EXPENDITURES	2,027,680.31	2,405,360.62	100	2,126,641.26	87	2,448,282.50	100	0.00	2,448,283.00	0.50
NET CHANGE IN FUND BALANCE	1,625,482.31	394,370.62		1,922,032.26		402,192.50		0.00	0.00	-402,192.50



FUND DEPT 2106-060 : PUBL SAFETY SALES TAX FND - HIGHWAY

1/18/2023 12:50:01 PM


PERIOD ENDING 12/31/2022

	ACTUAL LAST YEAR			ACTUAL THIS YEAR				ENCUMBRANCE	BUDGET	UNENCUMBERED BALANCE
	CURRENT MONTH	YEAR TO DATE	%	CURRENT MONTH	%	YEAR TO DATE	%			
REVENUES										
TOTAL REVENUES	0.00	0.00	0	0.00	0	0.00	0	0.00	0.00	0.00
NET CHANGE IN FUND BALANCE	0.00	0.00		0.00		0.00		0.00	0.00	0.00



PERIOD ENDING 12/31/2022

	ACTUAL LAST YEAR			ACTUAL THIS YEAR				ENCUMBRANCE	BUDGET	UNENCUMBERED BALANCE
	CURRENT MONTH	YEAR TO DATE	%	CURRENT MONTH	%	YEAR TO DATE	%			
EXPENDITURES										
5020 SERVICES	0.00	26,413.00	68	0.00	0	27,205.38	100	0.00	27,206.00	0.62
TOTAL EXPENDITURES	0.00	26,413.00	68	0.00	0	27,205.38	100	0.00	27,206.00	0.62
NET CHANGE IN FUND BALANCE	0.00	26,413.00		0.00		27,205.38		0.00	27,206.00	0.62



FUND DEPT 2106-237 : PUBL SAFETY SALES TAX FND - DELINQ PREVENTION GRANTS

1/18/2023 12:50:01 PM

PERIOD ENDING 12/31/2022

	ACTUAL LAST YEAR			ACTUAL THIS YEAR				ENCUMBRANCE	BUDGET	UNENCUMBERED BALANCE
	CURRENT MONTH	YEAR TO DATE	%	CURRENT MONTH	%	YEAR TO DATE	%			
EXPENDITURES										
5020 SERVICES	20,208.37	242,500.00	100	23,229.13	8	278,750.00	100	0.00	278,750.00	0.00
TOTAL EXPENDITURES	20,208.37	242,500.00	100	23,229.13	8	278,750.00	100	0.00	278,750.00	0.00
NET CHANGE IN FUND BALANCE	20,208.37	242,500.00		23,229.13		278,750.00		0.00	278,750.00	0.00



FUND DEPT 2107-010 : GEOGRAPHIC INF SYS FUND (GIS) - COUNTY BOARD

1/18/2023 12:50:01 PM

PERIOD ENDING 12/31/2022

	ACTUAL LAST YEAR			ACTUAL THIS YEAR				ENCUMBRANCE	BUDGET	UNENCUMBERED BALANCE
	CURRENT MONTH	YEAR TO DATE	%	CURRENT MONTH	%	YEAR TO DATE	%			
REVENUES										
4007 CHARGES FOR SERVICES	30,321.00	389,035.00	124	20,240.00	6	288,488.00	87	0.00	330,000.00	41,512.00
4008 INVESTMENT EARNINGS	31.02	170.35	9	1,487.46	744	6,985.73	349 3	0.00	200.00	-6,785.73
TOTAL REVENUES	30,352.02	389,205.35	124	21,727.46	7	295,473.73	89	0.00	330,200.00	34,726.27
EXPENDITURES										
5020 SERVICES	95.20	250,210.98	75	0.00	0	248,483.25	76	0.00	325,986.00	77,502.75
TOTAL EXPENDITURES	95.20	250,210.98	74	0.00	0	248,483.25	76	0.00	325,986.00	77,502.75
NET CHANGE IN FUND BALANCE	-30,256.82	-138,994.37		-21,727.46		-46,990.48		0.00	-4,214.00	42,776.48




FUND DEPT 2108-050 : DEVLPMNTL DISABILITY FUND - DEVL MNTL DISABILITY BOARD

1/18/2023 12:50:01 PM

PERIOD ENDING 12/31/2022

	ACTUAL LAST YEAR			ACTUAL THIS YEAR				ENCUMBRANCE	BUDGET	UNENCUMBERED BALANCE
	CURRENT MONTH	YEAR TO DATE	%	CURRENT MONTH	%	YEAR TO DATE	%			
REVENUES										
4001 PROPERTY TAX	125,656.39	4,337,207.70	99	230,991.05	5	4,515,497.88	100	0.00	4,521,334.00	5,836.12
4008 INVESTMENT EARNINGS	124.50	690.69	6	8,535.43	854	35,285.37	352 9	0.00	1,000.00	-34,285.37
4009 MISCELLANEOUS REVENUES	0.00	0.00	0	0.00	0	0.00	0	0.00	8,000.00	8,000.00
TOTAL REVENUES	125,780.89	4,337,898.39	99	239,526.48	5	4,550,783.25	100	0.00	4,530,334.00	-20,449.25
EXPENDITURES										
5020 SERVICES	315,879.94	4,092,257.26	94	0.00	0	4,228,747.00	94	0.00	4,487,134.00	258,387.00
TOTAL EXPENDITURES	315,879.94	4,092,257.26	94	0.00	0	4,228,747.00	94	0.00	4,487,134.00	258,387.00
OTHER FINANCING SOURCES (USES)										
6001 OTHER FINANCING SOURCES	0.00	0.00	0	0.00	0	0.00	0	0.00	6,800.00	6,800.00
7001 OTHER FINANCING USES	0.00	-50,000.00	100	0.00	0	-50,000.00	100	0.00	-50,000.00	0.00
TOTAL OTHER FINANCING SOURCES (USES)	0.00	-50,000.00		0.00		-50,000.00		0.00	-43,200.00	6,800.00
NET CHANGE IN FUND BALANCE	190,999.05	-195,641.13		-239,526.48		-272,036.25		0.00	0.00	272,036.25



FUND DEPT 2110-110 : WORKFORCE DEVELOPMENT FND - WORKFORCE DEVELOPMENT

1/18/2023 12:50:01 PM

PERIOD ENDING 12/31/2022

	ACTUAL LAST YEAR			ACTUAL THIS YEAR				ENCUMBRANCE	BUDGET	UNENCUMBERED BALANCE
	CURRENT MONTH	YEAR TO DATE	%	CURRENT MONTH	%	YEAR TO DATE	%			
REVENUES										
4004 INTERGOVERNMENTAL REVENUE	214,905.61	2,334,598.06	65	317,364.65	7	2,990,666.75	67	0.00	4,466,361.28	1,475,694.53
4007 CHARGES FOR SERVICES	7,506.18	64,961.34	50	19,239.58	14	108,089.59	78	0.00	138,500.00	30,410.41
TOTAL REVENUES	222,411.79	2,399,559.40	65	336,604.23	7	3,098,756.34	67	0.00	4,604,861.28	1,506,104.94
EXPENDITURES										
5001 SALARIES AND WAGES	41,167.26	748,351.13	90	93,583.50	9	604,830.93	59	0.00	1,021,305.37	416,474.44
5003 FRINGE BENEFITS	12,570.32	166,132.37	79	22,599.23	6	148,510.37	38	0.00	385,990.12	237,479.75
5010 COMMODITIES	0.00	1,910.47	24	4,657.50	3	70,661.13	51	-359.15	137,628.85	66,967.72
5020 SERVICES	134,944.34	1,659,001.28	67	130,048.87	4	2,175,074.75	71	0.00	3,056,307.94	881,233.19
8000 CAPITAL OUTLAY	0.00	0.00	0	0.00	0	158,975.00	100	0.00	158,975.00	0.00
TOTAL EXPENDITURES	188,681.92	2,575,395.25	70	250,889.10	5	3,158,052.18	66	-359.15	4,760,207.28	1,602,155.10
OTHER FINANCING SOURCES (USES)										
6001 OTHER FINANCING SOURCES	0.00	25,996.29	58	0.00	0	0.00	0	0.00	50,000.00	50,000.00
7001 OTHER FINANCING USES	0.00	-25,996.29	45	0.00	0	0.00	0	0.00	0.00	0.00
TOTAL OTHER FINANCING SOURCES (USES)	0.00	0.00		0.00		0.00		0.00	50,000.00	50,000.00
NET CHANGE IN FUND BALANCE	-33,729.87	175,835.85		-85,715.13		59,295.84		-359.15	105,346.00	46,050.16



FUND DEPT 2120-060 : HWY IDOT REBUILD GRANT - HIGHWAY

1/18/2023 12:50:01 PM

PERIOD ENDING 12/31/2022

	ACTUAL LAST YEAR			ACTUAL THIS YEAR				ENCUMBRANCE	BUDGET	UNENCUMBERED BALANCE
	CURRENT MONTH	YEAR TO DATE	%	CURRENT MONTH	%	YEAR TO DATE	%			
REVENUES										
4004 INTERGOVERNMENTAL REVENUE	0.00	1,924,899.52	100	0.00	0	1,924,899.52	100	0.00	1,924,900.00	0.48
4008 INVESTMENT EARNINGS	136.22	2,031.12	0	0.00	0	-4,292.86	-143	0.00	3,000.00	7,292.86
TOTAL REVENUES	136.22	1,926,930.64	100	0.00	0	1,920,606.66	100	0.00	1,927,900.00	7,293.34
EXPENDITURES										
8000 CAPITAL OUTLAY	117,227.60	595,989.92	19	0.00	0	2,435,752.02	57	0.00	4,300,000.00	1,864,247.98
TOTAL EXPENDITURES	117,227.60	595,989.92	19	0.00	0	2,435,752.02	57	0.00	4,300,000.00	1,864,247.98
NET CHANGE IN FUND BALANCE	117,091.38	-1,330,940.72		0.00		515,145.36		0.00	2,372,100.00	1,856,954.64



FUND DEPT 2121-060 : TWP IDOT REBUILD GRANT - HIGHWAY

1/18/2023 12:50:01 PM

PERIOD ENDING 12/31/2022

	ACTUAL LAST YEAR			ACTUAL THIS YEAR				ENCUMBRANCE	BUDGET	UNENCUMBERED BALANCE
	CURRENT MONTH	YEAR TO DATE	%	CURRENT MONTH	%	YEAR TO DATE	%			
REVENUES										
4004 INTERGOVERNMENTAL REVENUE	0.00	1,724,934.74	0	0.00	0	1,724,934.74	0	0.00	0.00	-1,724,934.74
4008 INVESTMENT EARNINGS	116.19	1,746.44	0	0.00	0	-3,767.36	0	0.00	0.00	3,767.36
TOTAL REVENUES	116.19	1,726,681.18	0	0.00	0	1,721,167.38	0	0.00	0.00	-1,721,167.38
EXPENDITURES										
5020 SERVICES	77,723.88	1,674,370.77	0	65,002.60	0	1,690,067.70	11	0.00	15,000,000.00	13,309,932.30
TOTAL EXPENDITURES	77,723.88	1,674,370.77	0	65,002.60	0	1,690,067.70	11	0.00	15,000,000.00	13,309,932.30
NET CHANGE IN FUND BALANCE	77,607.69	-52,310.41		65,002.60		-31,099.68		0.00	15,000,000.00	15,031,099.68



FUND DEPT 2188-044 : SOCIAL SECURITY FUND - NURSING HOME

1/18/2023 12:50:01 PM

PERIOD ENDING 12/31/2022

	ACTUAL LAST YEAR			ACTUAL THIS YEAR				ENCUMBRANCE	BUDGET	UNENCUMBERED BALANCE
	CURRENT MONTH	YEAR TO DATE	%	CURRENT MONTH	%	YEAR TO DATE	%			
EXPENDITURES										
TOTAL EXPENDITURES	0.00	0.00	0	0.00	0	0.00	0	0.00	0.00	0.00
OTHER FINANCING SOURCES (USES)										
TOTAL OTHER FINANCING SOURCES (USES)	0.00	0.00		0.00		0.00		0.00	0.00	0.00
NET CHANGE IN FUND BALANCE	0.00	0.00		0.00		0.00		0.00	0.00	0.00



FUND DEPT 2188-075 : SOCIAL SECURITY FUND - GENERAL COUNTY

1/18/2023 12:50:01 PM

PERIOD ENDING 12/31/2022

	ACTUAL LAST YEAR			ACTUAL THIS YEAR				ENCUMBRANCE	BUDGET	UNENCUMBERED BALANCE
	CURRENT MONTH	YEAR TO DATE	%	CURRENT MONTH	%	YEAR TO DATE	%			
REVENUES										
4001 PROPERTY TAX	51,942.85	1,792,880.82	100	95,541.49	5	1,867,680.42	100	0.00	1,866,521.00	-1,159.42
4008 INVESTMENT EARNINGS	39.99	218.78	7	3,022.32	0	12,090.67	0	0.00	0.00	-12,090.67
4009 MISCELLANEOUS REVENUES	0.00	86.52	0	0.00	0	884.53	0	0.00	0.00	-884.53
TOTAL REVENUES	51,982.84	1,793,186.12	99	98,563.81	5	1,880,655.62	101	0.00	1,866,521.00	-14,134.62
EXPENDITURES										
5003 FRINGE BENEFITS	358,308.00	2,808,334.30	97	205,204.20	6	1,735,032.18	53	0.00	3,269,747.00	1,534,714.82
TOTAL EXPENDITURES	358,308.00	2,808,334.30	97	205,204.20	6	1,735,032.18	53	0.00	3,269,747.00	1,534,714.82
OTHER FINANCING SOURCES (USES)										
6001 OTHER FINANCING SOURCES	110,104.15	1,293,454.87	117	0.00	0	-6,302.44	0	0.00	1,403,226.00	1,409,528.44
TOTAL OTHER FINANCING SOURCES (USES)	110,104.15	1,293,454.87		0.00		-6,302.44		0.00	1,403,226.00	1,409,528.44
NET CHANGE IN FUND BALANCE	196,221.01	-278,306.69		106,640.39		-139,321.00		0.00	0.00	139,321.00




FUND DEPT 2474-474 : RPC USDA REVOLVING LOANS - RPC USDA REVOLVING LOANS

1/18/2023 12:50:01 PM

PERIOD ENDING 12/31/2022

	ACTUAL LAST YEAR			ACTUAL THIS YEAR				ENCUMBRANCE	BUDGET	UNENCUMBERED BALANCE
	CURRENT MONTH	YEAR TO DATE	%	CURRENT MONTH	%	YEAR TO DATE	%			
REVENUES										
4008 INVESTMENT EARNINGS	3,713.24	14,195.29	95	1,270.32	8	14,220.10	95	0.00	15,000.00	779.90
TOTAL REVENUES	3,713.24	14,195.29	95	1,270.32	8	14,220.10	95	0.00	15,000.00	779.90
EXPENDITURES										
5020 SERVICES	31,838.00	31,838.00	91	0.00	0	31,838.00	91	0.00	35,000.00	3,162.00
TOTAL EXPENDITURES	31,838.00	31,838.00	91	0.00	0	31,838.00	91	0.00	35,000.00	3,162.00
OTHER FINANCING SOURCES (USES)										
7001 OTHER FINANCING USES	0.00	-4,688.22	67	0.00	0	-2,884.60	41	0.00	-7,000.00	-4,115.40
TOTAL OTHER FINANCING SOURCES (USES)	0.00	-4,688.22		0.00		-2,884.60		0.00	-7,000.00	-4,115.40
NET CHANGE IN FUND BALANCE	28,124.76	22,330.93		-1,270.32		20,502.50		0.00	27,000.00	6,497.50



FUND DEPT 2475-475 : RPC ECON DEVELOPMNT LOANS - RPC ECON DEVELOPMNT LOANS

1/18/2023 12:50:01 PM

PERIOD ENDING 12/31/2022

	ACTUAL LAST YEAR			ACTUAL THIS YEAR				ENCUMBRANCE	BUDGET	UNENCUMBERED BALANCE
	CURRENT MONTH	YEAR TO DATE	%	CURRENT MONTH	%	YEAR TO DATE	%			
REVENUES										
4004 INTERGOVERNMENTAL REVENUE	0.00	25,000.00	10	0.00	0	0.00	0	0.00	0.00	0.00
4008 INVESTMENT EARNINGS	20,517.88	137,780.12	156	-3,484.40	-3	141,480.90	128	0.00	110,500.00	-30,980.90
TOTAL REVENUES	20,517.88	162,780.12	48	-3,484.40	-3	141,480.90	128	0.00	110,500.00	-30,980.90
EXPENDITURES										
5020 SERVICES	71,839.00	96,839.00	22	-53,342.43	-41	-53,342.43	-41	0.00	130,000.00	183,342.43
TOTAL EXPENDITURES	71,839.00	96,839.00	22	-53,342.43	-41	-53,342.43	-41	0.00	130,000.00	183,342.43
OTHER FINANCING SOURCES (USES)										
6001 OTHER FINANCING SOURCES	0.00	0.00	0	0.00	0	0.00	0	0.00	500,000.00	500,000.00
7001 OTHER FINANCING USES	-2,846.55	-43,084.29	70	-5,581.11	5	-78,712.81	76	0.00	-103,500.00	-24,787.19
TOTAL OTHER FINANCING SOURCES (USES)	-2,846.55	-43,084.29		-5,581.11		-78,712.81		0.00	396,500.00	475,212.81
NET CHANGE IN FUND BALANCE	54,167.67	-22,856.83		-44,276.92		-116,110.52		0.00	-377,000.00	-260,889.48



FUND DEPT 2609-026 : TAX INDEMNITY FUND - COUNTY TREASURER

1/18/2023 12:50:01 PM

PERIOD ENDING 12/31/2022

	ACTUAL LAST YEAR			ACTUAL THIS YEAR				ENCUMBRANCE	BUDGET	UNENCUMBERED BALANCE
	CURRENT MONTH	YEAR TO DATE	%	CURRENT MONTH	%	YEAR TO DATE	%			
EXPENDITURES										
5020 SERVICES	0.00	0.00	0	77,778.31	100	77,778.31	100	0.00	77,779.00	0.69
TOTAL EXPENDITURES	0.00	0.00	0	77,778.31	100	77,778.31	100	0.00	77,779.00	0.69
OTHER FINANCING SOURCES (USES)										
6001 OTHER FINANCING SOURCES	0.00	0.00	0	602,780.00	100	602,780.00	100	0.00	602,780.00	0.00
TOTAL OTHER FINANCING SOURCES (USES)	0.00	0.00		602,780.00		602,780.00		0.00	602,780.00	0.00
NET CHANGE IN FUND BALANCE	0.00	0.00		-525,001.69		-525,001.69		0.00	-525,001.00	0.69



FUND DEPT 2610-026 : WORKING CASH FUND - COUNTY TREASURER

1/18/2023 12:50:01 PM

PERIOD ENDING 12/31/2022

	ACTUAL LAST YEAR			ACTUAL THIS YEAR				ENCUMBRANCE	BUDGET	UNENCUMBERED BALANCE
	CURRENT MONTH	YEAR TO DATE	%	CURRENT MONTH	%	YEAR TO DATE	%			
REVENUES										
4008 INVESTMENT EARNINGS	28.70	156.36	2	1,122.51	16	5,322.54	76	0.00	7,000.00	1,677.46
TOTAL REVENUES	28.70	156.36	2	1,122.51	16	5,322.54	76	0.00	7,000.00	1,677.46
OTHER FINANCING SOURCES (USES)										
7001 OTHER FINANCING USES	0.00	0.00	0	0.00	0	0.00	0	0.00	-7,000.00	-7,000.00
TOTAL OTHER FINANCING SOURCES (USES)	0.00	0.00		0.00		0.00		0.00	-7,000.00	-7,000.00
NET CHANGE IN FUND BALANCE	-28.70	-156.36		-1,122.51		-5,322.54		0.00	0.00	5,322.54



FUND DEPT 2611-022 : COUNTY CLK SURCHARGE FUND - COUNTY CLERK

1/18/2023 12:50:01 PM

PERIOD ENDING 12/31/2022

	ACTUAL LAST YEAR			ACTUAL THIS YEAR				ENCUMBRANCE	BUDGET	UNENCUMBERED BALANCE
	CURRENT MONTH	YEAR TO DATE	%	CURRENT MONTH	%	YEAR TO DATE	%			
REVENUES										
4007 CHARGES FOR SERVICES	2,038.00	12,760.00	100	884.00	7	10,150.00	85	0.00	12,000.00	1,850.00
TOTAL REVENUES	2,038.00	12,760.00	100	884.00	7	10,150.00	85	0.00	12,000.00	1,850.00
EXPENDITURES										
5020 SERVICES	0.00	10,722.00	84	1,798.00	15	11,777.00	98	0.00	12,000.00	223.00
TOTAL EXPENDITURES	0.00	10,722.00	84	1,798.00	15	11,777.00	98	0.00	12,000.00	223.00
NET CHANGE IN FUND BALANCE	-2,038.00	-2,038.00		914.00		1,627.00		0.00	0.00	-1,627.00



FUND DEPT 2612-040 : SHERIFF DRUG FORFEITURES - SHERIFF

1/18/2023 12:50:01 PM

PERIOD ENDING 12/31/2022

	ACTUAL LAST YEAR			ACTUAL THIS YEAR				ENCUMBRANCE	BUDGET	UNENCUMBERED BALANCE
	CURRENT MONTH	YEAR TO DATE	%	CURRENT MONTH	%	YEAR TO DATE	%			
REVENUES										
4005 FINES AND FORFEITURES	2,286.15	28,767.23	288	0.00	0	7,969.74	80	0.00	10,000.00	2,030.26
4008 INVESTMENT EARNINGS	8.30	45.33	3	338.71	677	1,670.82	334 2	0.00	50.00	-1,620.82
TOTAL REVENUES	2,294.45	28,812.56	244	338.71	3	9,640.56	96	0.00	10,050.00	409.44
EXPENDITURES										
5010 COMMODITIES	325.96	6,505.89	76	579.07	6	7,497.68	83	0.00	9,000.00	1,502.32
5020 SERVICES	1,989.30	10,051.98	58	89.00	1	8,679.77	51	0.00	17,000.00	8,320.23
TOTAL EXPENDITURES	2,315.26	16,557.87	64	668.07	3	16,177.45	62	0.00	26,000.00	9,822.55
OTHER FINANCING SOURCES (USES)										
TOTAL OTHER FINANCING SOURCES (USES)	0.00	0.00		0.00		0.00		0.00	0.00	0.00
NET CHANGE IN FUND BALANCE	20.81	-12,254.69		329.36		6,536.89		0.00	15,950.00	9,413.11



FUND DEPT 2613-030 : COURT'S AUTOMATION FUND - CIRCUIT CLERK

1/18/2023 12:50:01 PM

PERIOD ENDING 12/31/2022

	ACTUAL LAST YEAR			ACTUAL THIS YEAR				ENCUMBRANCE	BUDGET	UNENCUMBERED BALANCE
	CURRENT MONTH	YEAR TO DATE	%	CURRENT MONTH	%	YEAR TO DATE	%			
REVENUES										
4004 INTERGOVERNMENTAL REVENUE	0.00	87,500.00	243	0.00	0	28,514.56	100	0.00	28,622.78	108.22
4007 CHARGES FOR SERVICES	32,609.53	209,619.66	84	21,914.97	10	210,690.53	94	0.00	225,190.00	14,499.47
4008 INVESTMENT EARNINGS	6.40	36.51	4	313.13	0	684.48	0	0.00	0.00	-684.48
TOTAL REVENUES	32,615.93	297,156.17	104	22,228.10	9	239,889.57	95	0.00	253,812.78	13,923.21
EXPENDITURES										
5010 COMMODITIES	5,453.94	10,341.70	34	2,502.76	28	2,599.46	29	0.00	8,925.00	6,325.54
5020 SERVICES	32.95	214,049.54	91	0.00	0	214,489.89	92	0.00	233,095.31	18,605.42
8000 CAPITAL OUTLAY	0.00	87,500.00	85	0.00	0	28,514.56	85	0.00	33,406.47	4,891.91
TOTAL EXPENDITURES	5,486.89	311,891.24	85	2,502.76	1	245,603.91	89	0.00	275,426.78	29,822.87
OTHER FINANCING SOURCES (USES)										
TOTAL OTHER FINANCING SOURCES (USES)	0.00	0.00		0.00		0.00		0.00	0.00	0.00
NET CHANGE IN FUND BALANCE	-27,129.04	14,735.07		-19,725.34		5,714.34		0.00	21,614.00	15,899.66



FUND DEPT 2614-023 : RECORDER'S AUTOMATION FND - RECORDER

1/18/2023 12:50:01 PM

PERIOD ENDING 12/31/2022

	ACTUAL LAST YEAR			ACTUAL THIS YEAR				ENCUMBRANCE	BUDGET	UNENCUMBERED BALANCE
	CURRENT MONTH	YEAR TO DATE	%	CURRENT MONTH	%	YEAR TO DATE	%			
REVENUES										
4007 CHARGES FOR SERVICES	13,301.10	222,735.20	127	13,031.32	7	169,996.91	94	0.00	180,000.00	10,003.09
4008 INVESTMENT EARNINGS	32.14	175.10	4	1,692.39	34	7,439.56	149	0.00	5,000.00	-2,439.56
TOTAL REVENUES	13,333.24	222,910.30	124	14,723.71	8	177,436.47	96	0.00	185,000.00	7,563.53
EXPENDITURES										
5001 SALARIES AND WAGES	6,134.30	78,081.05	85	1,900.80	7	14,723.29	57	0.00	25,611.00	10,887.71
5003 FRINGE BENEFITS	156.93	2,645.08	66	260.29	7	2,206.32	58	0.00	3,783.00	1,576.68
5010 COMMODITIES	210.62	587.03	5	114.55	0	65,386.24	83	0.00	79,061.00	13,674.76
5020 SERVICES	2,350.35	50,211.90	67	3,434.81	5	55,076.91	78	0.00	70,639.00	15,562.09
8000 CAPITAL OUTLAY	0.00	55,600.00	100	0.00	0	0.00	0	0.00	0.00	0.00
TOTAL EXPENDITURES	8,852.20	187,125.06	78	5,710.45	3	137,392.76	77	0.00	179,094.00	41,701.24
NET CHANGE IN FUND BALANCE	-4,481.04	-35,785.24		-9,013.26		-40,043.71		0.00	-5,906.00	34,137.71



FUND DEPT 2615-036 : PUBLIC DEFENDER AUTOMATN - PUBLIC DEFENDER

1/18/2023 12:50:01 PM

PERIOD ENDING 12/31/2022

	ACTUAL LAST YEAR			ACTUAL THIS YEAR				ENCUMBRANCE	BUDGET	UNENCUMBERED BALANCE
	CURRENT MONTH	YEAR TO DATE	%	CURRENT MONTH	%	YEAR TO DATE	%			
REVENUES										
4007 CHARGES FOR SERVICES	94.50	741.00	185	199.00	31	685.00	105	0.00	650.00	-35.00
TOTAL REVENUES	94.50	741.00	185	199.00	31	685.00	105	0.00	650.00	-35.00
EXPENDITURES										
TOTAL EXPENDITURES	0.00	0.00	0	0.00	0	0.00	0	0.00	0.00	0.00
NET CHANGE IN FUND BALANCE	-94.50	-741.00		-199.00		-685.00		0.00	-650.00	35.00




FUND DEPT 2617-030 : CHILD SUPPORT SERV FUND - CIRCUIT CLERK

1/18/2023 12:50:01 PM

PERIOD ENDING 12/31/2022

	ACTUAL LAST YEAR			ACTUAL THIS YEAR				ENCUMBRANCE	BUDGET	UNENCUMBERED BALANCE
	CURRENT MONTH	YEAR TO DATE	%	CURRENT MONTH	%	YEAR TO DATE	%			
REVENUES										
4007 CHARGES FOR SERVICES	0.00	9,522.00	58	36.00	0	294.28	2	0.00	18,102.00	17,807.72
4008 INVESTMENT EARNINGS	4.57	24.64	0	144.16	0	708.15	0	0.00	0.00	-708.15
TOTAL REVENUES	4.57	9,546.64	58	180.16	1	1,002.43	6	0.00	18,102.00	17,099.57
EXPENDITURES										
5001 SALARIES AND WAGES	0.00	15,604.15	44	0.00	0	0.00	0	0.00	0.00	0.00
5010 COMMODITIES	0.00	0.00	0	3,495.00	44	3,495.00	44	0.00	7,995.00	4,500.00
5020 SERVICES	0.00	0.00	0	0.00	0	5,000.00	50	0.00	9,930.00	4,930.00
TOTAL EXPENDITURES	0.00	15,604.15	44	3,495.00	19	8,495.00	47	0.00	17,925.00	9,430.00
OTHER FINANCING SOURCES (USES)										
TOTAL OTHER FINANCING SOURCES (USES)	0.00	0.00		0.00		0.00		0.00	0.00	0.00
NET CHANGE IN FUND BALANCE	-4.57	6,057.51		3,314.84		7,492.57		0.00	-177.00	-7,669.57



FUND DEPT 2618-051 : PROBATION SERVICES FUND - JUVENILE DETENTION CENTER

1/18/2023 12:50:01 PM

PERIOD ENDING 12/31/2022

	ACTUAL LAST YEAR			ACTUAL THIS YEAR				ENCUMBRANCE	BUDGET	UNENCUMBERED BALANCE
	CURRENT MONTH	YEAR TO DATE	%	CURRENT MONTH	%	YEAR TO DATE	%			
REVENUES										
4007 CHARGES FOR SERVICES	4,667.59	37,735.23	90	2,831.00	6	29,370.04	65	0.00	45,000.00	15,629.96
TOTAL REVENUES	4,667.59	37,735.23	90	2,831.00	6	29,370.04	65	0.00	45,000.00	15,629.96
EXPENDITURES										
5010 COMMODITIES	0.00	2,202.10	100	0.00	0	0.00	0	0.00	0.00	0.00
5020 SERVICES	0.00	0.00	0	0.00	0	0.00	0	0.00	50,000.00	50,000.00
TOTAL EXPENDITURES	0.00	2,202.10	4	0.00	0	0.00	0	0.00	50,000.00	50,000.00
OTHER FINANCING SOURCES (USES)										
TOTAL OTHER FINANCING SOURCES (USES)	0.00	0.00		0.00		0.00		0.00	0.00	0.00
NET CHANGE IN FUND BALANCE	-4,667.59	-35,533.13		-2,831.00		-29,370.04		0.00	5,000.00	34,370.04



FUND DEPT 2618-052 : PROBATION SERVICES FUND - COURT SERVICES -PROBATION

1/18/2023 12:50:01 PM

PERIOD ENDING 12/31/2022

	ACTUAL LAST YEAR			ACTUAL THIS YEAR				ENCUMBRANCE	BUDGET	UNENCUMBERED BALANCE
	CURRENT MONTH	YEAR TO DATE	%	CURRENT MONTH	%	YEAR TO DATE	%			
REVENUES										
4007 CHARGES FOR SERVICES	61,623.97	411,849.65	103	30,963.94	8	272,140.15	73	0.00	375,000.00	102,859.85
4008 INVESTMENT EARNINGS	114.60	626.41	5	5,864.03	782	26,962.33	359 5	0.00	750.00	-26,212.33
4009 MISCELLANEOUS REVENUES	0.00	140.00	1	0.00	0	300.00	3	0.00	10,500.00	10,200.00
TOTAL REVENUES	61,738.57	412,616.06	97	36,827.97	10	299,402.48	78	0.00	386,250.00	86,847.52
EXPENDITURES										
5010 COMMODITIES	4,014.27	37,385.94	46	7,532.23	9	40,883.45	48	0.00	84,750.00	43,866.55
5020 SERVICES	6,394.59	86,182.07	29	10,101.36	3	99,959.40	34	0.00	292,750.00	192,790.60
8000 CAPITAL OUTLAY	0.00	0.00	0	0.00	0	0.00	0	0.00	36,500.00	36,500.00
TOTAL EXPENDITURES	10,408.86	123,568.01	30	17,633.59	4	140,842.85	34	0.00	414,000.00	273,157.15
OTHER FINANCING SOURCES (USES)										
7001 OTHER FINANCING USES	0.00	-10,000.00	100	-10,000.00	100	-10,000.00	100	0.00	-10,000.00	0.00
TOTAL OTHER FINANCING SOURCES (USES)	0.00	-10,000.00		-10,000.00		-10,000.00		0.00	-10,000.00	0.00
NET CHANGE IN FUND BALANCE	-51,329.71	-279,048.05		-9,194.38		-148,559.63		0.00	37,750.00	186,309.63



FUND DEPT 2619-026 : TAX SALE AUTOMATION FUND - COUNTY TREASURER

1/18/2023 12:50:01 PM

PERIOD ENDING 12/31/2022

	ACTUAL LAST YEAR			ACTUAL THIS YEAR				ENCUMBRANCE	BUDGET	UNENCUMBERED BALANCE
	CURRENT MONTH	YEAR TO DATE	%	CURRENT MONTH	%	YEAR TO DATE	%			
REVENUES										
4007 CHARGES FOR SERVICES	196.00	17,612.06	69	1,597.66	8	21,455.28	107	0.00	20,000.00	-1,455.28
4008 INVESTMENT EARNINGS	0.57	3.08	3	49.62	25	227.44	114	0.00	200.00	-27.44
TOTAL REVENUES	196.57	17,615.14	69	1,647.28	8	21,682.72	107	0.00	20,200.00	-1,482.72
EXPENDITURES										
5001 SALARIES AND WAGES	0.00	7,777.50	92	0.00	0	16,888.00	99	0.00	17,017.20	129.20
5003 FRINGE BENEFITS	0.00	760.50	83	2.82	0	1,606.77	100	0.00	1,606.80	0.03
5010 COMMODITIES	0.00	0.00	0	828.42	43	828.42	43	0.00	1,928.42	1,100.00
5020 SERVICES	704.40	1,949.56	83	658.56	56	1,143.56	98	0.00	1,171.58	28.02
TOTAL EXPENDITURES	704.40	10,487.56	56	1,489.80	7	20,466.75	94	0.00	21,724.00	1,257.25
NET CHANGE IN FUND BALANCE	507.83	-7,127.58		-157.48		-1,215.97		0.00	1,524.00	2,739.97



FUND DEPT 2621-041 : STS ATTY DRUG FORFEITURES - STATES ATTORNEY

1/18/2023 12:50:01 PM

PERIOD ENDING 12/31/2022

	ACTUAL LAST YEAR			ACTUAL THIS YEAR				ENCUMBRANCE	BUDGET	UNENCUMBERED BALANCE
	CURRENT MONTH	YEAR TO DATE	%	CURRENT MONTH	%	YEAR TO DATE	%			
REVENUES										
4005 FINES AND FORFEITURES	5,550.30	66,215.12	276	0.00	0	56,564.05	236	0.00	24,000.00	-32,564.05
4008 INVESTMENT EARNINGS	12.56	68.43	196	334.14	0	1,752.25	0	0.00	0.00	-1,752.25
TOTAL REVENUES	5,562.86	66,283.55	276	334.14	1	58,316.30	243	0.00	24,000.00	-34,316.30
EXPENDITURES										
5010 COMMODITIES	2,410.71	52,613.92	87	6,791.66	14	30,774.96	62	-2,983.38	49,956.47	19,181.51
5020 SERVICES	0.00	18,738.62	86	12,653.89	23	37,396.57	69	0.00	54,218.53	16,821.96
8000 CAPITAL OUTLAY	21,778.67	21,778.67	100	0.00	0	0.00	0	0.00	0.00	0.00
TOTAL EXPENDITURES	24,189.38	93,131.21	89	19,445.55	19	68,171.53	65	-2,983.38	104,175.00	36,003.47
OTHER FINANCING SOURCES (USES)										
TOTAL OTHER FINANCING SOURCES (USES)	0.00	0.00		0.00		0.00		0.00	0.00	0.00
NET CHANGE IN FUND BALANCE	18,626.52	26,847.66		19,111.41		9,855.23		-2,983.38	80,175.00	70,319.77



FUND DEPT 2627-026 : PROPERTY TAX INT FEE FUND - COUNTY TREASURER

1/18/2023 12:50:01 PM

PERIOD ENDING 12/31/2022

	ACTUAL LAST YEAR			ACTUAL THIS YEAR				ENCUMBRANCE	BUDGET	UNENCUMBERED BALANCE
	CURRENT MONTH	YEAR TO DATE	%	CURRENT MONTH	%	YEAR TO DATE	%			
REVENUES										
4007 CHARGES FOR SERVICES	60.00	61,200.00	100	0.00	0	49,920.00	91	0.00	55,000.00	5,080.00
4008 INVESTMENT EARNINGS	8.92	4,395.50	100	147.21	7	270.70	14	0.00	2,000.00	1,729.30
TOTAL REVENUES	68.92	65,595.50	100	147.21	0	50,190.70	88	0.00	57,000.00	6,809.30
OTHER FINANCING SOURCES (USES)										
7001 OTHER FINANCING USES	0.00	0.00	0	0.00	0	0.00	0	0.00	-57,000.00	-57,000.00
TOTAL OTHER FINANCING SOURCES (USES)	0.00	0.00		0.00		0.00		0.00	-57,000.00	-57,000.00
NET CHANGE IN FUND BALANCE	-68.92	-65,595.50		-147.21		-50,190.70		0.00	0.00	50,190.70



FUND DEPT 2628-022 : ELECTN ASSIST/ACCESSIBLTY - COUNTY CLERK

1/18/2023 12:50:01 PM

PERIOD ENDING 12/31/2022

	ACTUAL LAST YEAR			ACTUAL THIS YEAR				ENCUMBRANCE	BUDGET	UNENCUMBERED BALANCE
	CURRENT MONTH	YEAR TO DATE	%	CURRENT MONTH	%	YEAR TO DATE	%			
REVENUES										
4004 INTERGOVERNMENTAL REVENUE	0.00	88,460.70	42	-789.75	0	76,671.55	35	0.00	221,768.00	145,096.45
TOTAL REVENUES	0.00	88,460.70	42	-789.75	0	76,671.55	35	0.00	221,768.00	145,096.45
EXPENDITURES										
5001 SALARIES AND WAGES	0.00	0.00	0	3,882.76	11	30,699.54	88	0.00	34,800.00	4,100.46
5003 FRINGE BENEFITS	0.00	0.00	0	421.23	14	2,592.84	85	0.00	3,050.00	457.16
5010 COMMODITIES	0.00	26,626.03	76	0.00	0	67,679.19	100	0.00	67,679.19	0.00
5020 SERVICES	256.50	120,269.50	74	16,781.86	14	45,292.49	39	0.00	116,238.81	70,946.32
TOTAL EXPENDITURES	256.50	146,895.53	70	21,085.85	10	146,264.06	66	0.00	221,768.00	75,503.94
OTHER FINANCING SOURCES (USES)										
TOTAL OTHER FINANCING SOURCES (USES)	0.00	0.00		0.00		0.00		0.00	0.00	0.00
NET CHANGE IN FUND BALANCE	256.50	58,434.83		21,875.60		69,592.51		0.00	0.00	-69,592.51



FUND DEPT 2629-010 : COUNTY HISTORICAL FUND - COUNTY BOARD

1/18/2023 12:50:01 PM

PERIOD ENDING 12/31/2022

	ACTUAL LAST YEAR			ACTUAL THIS YEAR				ENCUMBRANCE	BUDGET	UNENCUMBERED BALANCE
	CURRENT MONTH	YEAR TO DATE	%	CURRENT MONTH	%	YEAR TO DATE	%			
REVENUES										
4008 INVESTMENT EARNINGS	0.68	3.68	6	26.50	265	125.67	125 7	0.00	10.00	-115.67
TOTAL REVENUES	0.68	3.68	6	26.50	265	125.67	125 7	0.00	10.00	-115.67
EXPENDITURES										
TOTAL EXPENDITURES	0.00	0.00	0	0.00	0	0.00	0	0.00	0.00	0.00
NET CHANGE IN FUND BALANCE	-0.68	-3.68		-26.50		-125.67		0.00	-10.00	115.67



FUND DEPT 2630-030 : CIR CLK OPERATION & ADMIN - CIRCUIT CLERK

1/18/2023 12:50:01 PM

PERIOD ENDING 12/31/2022

	ACTUAL LAST YEAR			ACTUAL THIS YEAR				ENCUMBRANCE	BUDGET	UNENCUMBERED BALANCE
	CURRENT MONTH	YEAR TO DATE	%	CURRENT MONTH	%	YEAR TO DATE	%			
REVENUES										
4007 CHARGES FOR SERVICES	13,827.81	196,387.78	79	71,623.07	27	693,496.99	261	0.00	265,824.00	-427,672.99
4008 INVESTMENT EARNINGS	3.23	16.96	0	1,330.77	0	5,500.70	0	0.00	0.00	-5,500.70
4009 MISCELLANEOUS REVENUES	0.00	7,383.34	0	7,383.34	0	7,383.34	0	0.00	0.00	-7,383.34
TOTAL REVENUES	13,831.04	203,788.08	82	80,337.18	30	706,381.03	266	0.00	265,824.00	-440,557.03
EXPENDITURES										
5001 SALARIES AND WAGES	8,229.00	109,626.74	95	0.00	0	75,935.92	100	0.00	75,935.92	0.00
5003 FRINGE BENEFITS	2,571.30	25,097.59	89	0.00	0	16,130.64	100	0.00	16,130.64	0.00
5010 COMMODITIES	1,881.03	20,905.71	31	16,988.13	22	52,443.70	67	-15,017.20	77,939.67	25,495.97
5020 SERVICES	179.00	1,143.44	2	2,587.25	1	169,595.59	82	0.00	206,863.15	37,267.56
TOTAL EXPENDITURES	12,860.33	156,773.48	59	19,575.38	5	314,105.85	83	-15,017.20	376,869.38	62,763.53
OTHER FINANCING SOURCES (USES)										
TOTAL OTHER FINANCING SOURCES (USES)	0.00	0.00		0.00		0.00		0.00	0.00	0.00
NET CHANGE IN FUND BALANCE	-970.71	-47,014.60		-60,761.80		-392,275.18		-15,017.20	111,045.38	503,320.56



FUND DEPT 2632-030 : CIR CLK ELCTRNC CITATIONS - CIRCUIT CLERK

1/18/2023 12:50:01 PM

PERIOD ENDING 12/31/2022

	ACTUAL LAST YEAR			ACTUAL THIS YEAR				ENCUMBRANCE	BUDGET	UNENCUMBERED BALANCE
	CURRENT MONTH	YEAR TO DATE	%	CURRENT MONTH	%	YEAR TO DATE	%			
REVENUES										
4007 CHARGES FOR SERVICES	6,772.22	50,163.01	100	4,160.00	8	43,172.95	79	0.00	54,906.00	11,733.05
4008 INVESTMENT EARNINGS	13.24	71.81	21	790.67	0	3,540.47	0	0.00	0.00	-3,540.47
TOTAL REVENUES	6,785.46	50,234.82	100	4,950.67	9	46,713.42	85	0.00	54,906.00	8,192.58
EXPENDITURES										
5020 SERVICES	0.00	0.00	0	0.00	0	0.00	0	0.00	30,000.00	30,000.00
8000 CAPITAL OUTLAY	0.00	0.00	0	0.00	0	0.00	0	0.00	20,000.00	20,000.00
TOTAL EXPENDITURES	0.00	0.00	0	0.00	0	0.00	0	0.00	50,000.00	50,000.00
NET CHANGE IN FUND BALANCE	-6,785.46	-50,234.82		-4,950.67		-46,713.42		0.00	-4,906.00	41,807.42



FUND DEPT 2633-041 : STS ATTY RECORDS AUTOMATN - STATES ATTORNEY

1/18/2023 12:50:01 PM

PERIOD ENDING 12/31/2022

	ACTUAL LAST YEAR			ACTUAL THIS YEAR				ENCUMBRANCE	BUDGET	UNENCUMBERED BALANCE
	CURRENT MONTH	YEAR TO DATE	%	CURRENT MONTH	%	YEAR TO DATE	%			
REVENUES										
4007 CHARGES FOR SERVICES	621.50	4,653.70	93	402.00	8	4,003.82	80	0.00	5,000.00	996.18
4008 INVESTMENT EARNINGS	0.58	3.12	10	20.95	70	118.63	395	0.00	30.00	-88.63
TOTAL REVENUES	622.08	4,656.82	93	422.95	8	4,122.45	82	0.00	5,030.00	907.55
EXPENDITURES										
5020 SERVICES	0.00	4,000.00	80	0.00	0	5,000.00	100	0.00	5,000.00	0.00
TOTAL EXPENDITURES	0.00	4,000.00	80	0.00	0	5,000.00	100	0.00	5,000.00	0.00
NET CHANGE IN FUND BALANCE	-622.08	-656.82		-422.95		877.55		0.00	-30.00	-907.55



FUND DEPT 2635-040 : CANNABIS REGULATION FUND - SHERIFF

1/18/2023 12:50:01 PM

PERIOD ENDING 12/31/2022

	ACTUAL LAST YEAR			ACTUAL THIS YEAR				ENCUMBRANCE	BUDGET	UNENCUMBERED BALANCE
	CURRENT MONTH	YEAR TO DATE	%	CURRENT MONTH	%	YEAR TO DATE	%			
REVENUES										
4004 INTERGOVERNMENTAL REVENUE	7,639.64	38,045.56	141	3,659.46	8	40,705.56	85	0.00	48,000.00	7,294.44
4008 INVESTMENT EARNINGS	0.00	0.00	0	280.63	0	1,118.71	0	0.00	0.00	-1,118.71
4009 MISCELLANEOUS REVENUES	0.00	0.00	0	0.00	0	2,850.00	0	0.00	0.00	-2,850.00
TOTAL REVENUES	7,639.64	38,045.56	141	3,940.09	8	44,674.27	93	0.00	48,000.00	3,325.73
EXPENDITURES										
5010 COMMODITIES	0.00	0.00	0	0.00	0	0.00	0	0.00	15,000.00	15,000.00
5020 SERVICES	19,250.00	19,250.00	100	0.00	0	0.00	0	0.00	33,000.00	33,000.00
TOTAL EXPENDITURES	19,250.00	19,250.00	71	0.00	0	0.00	0	0.00	48,000.00	48,000.00
NET CHANGE IN FUND BALANCE	11,610.36	-18,795.56		-3,940.09		-44,674.27		0.00	0.00	44,674.27



FUND DEPT 2638-042 : CORONER STATUTORY FEES - CORONER

1/18/2023 12:50:01 PM

PERIOD ENDING 12/31/2022

	ACTUAL LAST YEAR			ACTUAL THIS YEAR				ENCUMBRANCE	BUDGET	UNENCUMBERED BALANCE
	CURRENT MONTH	YEAR TO DATE	%	CURRENT MONTH	%	YEAR TO DATE	%			
REVENUES										
4007 CHARGES FOR SERVICES	4,857.72	66,047.20	122	16,125.00	26	67,431.37	109	0.00	62,000.00	-5,431.37
TOTAL REVENUES	4,857.72	66,047.20	122	16,125.00	26	67,431.37	109	0.00	62,000.00	-5,431.37
EXPENDITURES										
5010 COMMODITIES	617.05	11,873.47	63	1,135.77	5	9,818.95	45	0.00	21,666.00	11,847.05
5020 SERVICES	620.88	11,157.13	91	983.29	7	12,534.71	85	0.00	14,686.00	2,151.29
TOTAL EXPENDITURES	1,237.93	23,030.60	74	2,119.06	6	22,353.66	61	0.00	36,352.00	13,998.34
NET CHANGE IN FUND BALANCE	-3,619.79	-43,016.60		-14,005.94		-45,077.71		0.00	-25,648.00	19,429.71



FUND DEPT 2638-140 : CORONER STATUTORY FEES - CORRECTIONAL CENTER

1/18/2023 12:50:01 PM

PERIOD ENDING 12/31/2022

	ACTUAL LAST YEAR			ACTUAL THIS YEAR				ENCUMBRANCE	BUDGET	UNENCUMBERED BALANCE
	CURRENT MONTH	YEAR TO DATE	%	CURRENT MONTH	%	YEAR TO DATE	%			
EXPENDITURES										
TOTAL EXPENDITURES	0.00	0.00	0	0.00	0	0.00	0	0.00	0.00	0.00
NET CHANGE IN FUND BALANCE	0.00	0.00		0.00		0.00		0.00	0.00	0.00



FUND DEPT 2658-140 : JAIL COMMISSARY - CORRECTIONAL CENTER

1/18/2023 12:50:01 PM

PERIOD ENDING 12/31/2022

	ACTUAL LAST YEAR			ACTUAL THIS YEAR				ENCUMBRANCE	BUDGET	UNENCUMBERED BALANCE
	CURRENT MONTH	YEAR TO DATE	%	CURRENT MONTH	%	YEAR TO DATE	%			
REVENUES										
4008 INVESTMENT EARNINGS	36.82	200.14	3	1,855.56	186	8,325.99	833	0.00	1,000.00	-7,325.99
4009 MISCELLANEOUS REVENUES	14,580.64	124,552.68	205	6,318.49	6	124,681.93	124	0.00	100,800.00	-23,881.93
TOTAL REVENUES	14,617.46	124,752.82	186	8,174.05	8	133,007.92	131	0.00	101,800.00	-31,207.92
EXPENDITURES										
5010 COMMODITIES	0.00	4,724.36	10	0.00	0	1,218.65	3	0.00	47,000.00	45,781.35
5020 SERVICES	28,928.17	49,423.40	26	3,919.06	2	29,265.12	14	0.00	208,000.00	178,734.88
8000 CAPITAL OUTLAY	0.00	2,780.00	4	0.00	0	0.00	0	0.00	45,000.00	45,000.00
TOTAL EXPENDITURES	28,928.17	56,927.76	19	3,919.06	1	30,483.77	10	0.00	300,000.00	269,516.23
NET CHANGE IN FUND BALANCE	14,310.71	-67,825.06		-4,254.99		-102,524.15		0.00	198,200.00	300,724.15



FUND DEPT 2659-140 : COUNTY JAIL MEDICAL COSTS - CORRECTIONAL CENTER

1/18/2023 12:50:01 PM

PERIOD ENDING 12/31/2022

	ACTUAL LAST YEAR			ACTUAL THIS YEAR				ENCUMBRANCE	BUDGET	UNENCUMBERED BALANCE
	CURRENT MONTH	YEAR TO DATE	%	CURRENT MONTH	%	YEAR TO DATE	%			
REVENUES										
4007 CHARGES FOR SERVICES	1,342.45	11,719.82	49	753.42	3	6,416.71	27	0.00	24,000.00	17,583.29
4008 INVESTMENT EARNINGS	0.64	3.88	4	27.62	28	101.87	102	0.00	100.00	-1.87
TOTAL REVENUES	1,343.09	11,723.70	49	781.04	3	6,518.58	27	0.00	24,100.00	17,581.42
OTHER FINANCING SOURCES (USES)										
7001 OTHER FINANCING USES	0.00	0.00	0	0.00	0	0.00	0	0.00	-24,100.00	-24,100.00
TOTAL OTHER FINANCING SOURCES (USES)	0.00	0.00		0.00		0.00		0.00	-24,100.00	-24,100.00
NET CHANGE IN FUND BALANCE	-1,343.09	-11,723.70		-781.04		-6,518.58		0.00	0.00	6,518.58



FUND DEPT 2670-022 : COUNTY CLK AUTOMATION FND - COUNTY CLERK

1/18/2023 12:50:01 PM

PERIOD ENDING 12/31/2022

	ACTUAL LAST YEAR			ACTUAL THIS YEAR				ENCUMBRANCE	BUDGET	UNENCUMBERED BALANCE
	CURRENT MONTH	YEAR TO DATE	%	CURRENT MONTH	%	YEAR TO DATE	%			
REVENUES										
4007 CHARGES FOR SERVICES	2,218.00	17,094.00	85	1,514.00	6	17,166.00	69	0.00	25,000.00	7,834.00
4008 INVESTMENT EARNINGS	1.80	9.73	5	109.56	55	465.74	233	0.00	200.00	-265.74
4009 MISCELLANEOUS REVENUES	652.50	5,160.00	129	0.00	0	13,086.90	327	0.00	4,000.00	-9,086.90
TOTAL REVENUES	2,872.30	22,263.73	92	1,623.56	6	30,718.64	105	0.00	29,200.00	-1,518.64
EXPENDITURES										
5010 COMMODITIES	234.90	4,311.80	26	0.00	0	12,034.45	95	0.00	12,700.00	665.55
5020 SERVICES	0.00	11,431.21	100	0.00	0	11,675.62	71	0.00	16,500.00	4,824.38
TOTAL EXPENDITURES	234.90	15,743.01	57	0.00	0	23,710.07	81	0.00	29,200.00	5,489.93
NET CHANGE IN FUND BALANCE	-2,637.40	-6,520.72		-1,623.56		-7,008.57		0.00	0.00	7,008.57



FUND DEPT 2671-030 : COURT DOCUMENT STORAGE FD - CIRCUIT CLERK

1/18/2023 12:50:01 PM

PERIOD ENDING 12/31/2022

	ACTUAL LAST YEAR			ACTUAL THIS YEAR				ENCUMBRANCE	BUDGET	UNENCUMBERED BALANCE
	CURRENT MONTH	YEAR TO DATE	%	CURRENT MONTH	%	YEAR TO DATE	%			
REVENUES										
4007 CHARGES FOR SERVICES	32,678.66	208,345.42	69	18,334.15	8	199,602.13	90	0.00	222,634.00	23,031.87
4008 INVESTMENT EARNINGS	5.69	30.54	0	305.99	0	913.15	0	0.00	0.00	-913.15
TOTAL REVENUES	32,684.35	208,375.96	69	18,640.14	8	200,515.28	90	0.00	222,634.00	22,118.72
EXPENDITURES										
5001 SALARIES AND WAGES	6,474.09	101,511.86	88	7,664.82	9	78,620.82	91	0.00	86,064.00	7,443.18
5003 FRINGE BENEFITS	2,559.56	40,193.44	77	1,058.00	3	16,778.18	49	0.00	34,198.00	17,419.82
5010 COMMODITIES	1,873.21	33,182.22	53	6,848.57	13	30,321.40	55	0.00	54,700.00	24,378.60
5020 SERVICES	1,340.00	55,355.16	70	225.00	1	23,245.73	56	0.00	41,305.00	18,059.27
8000 CAPITAL OUTLAY	0.00	5,640.00	100	0.00	0	0.00	0	0.00	5,640.00	5,640.00
TOTAL EXPENDITURES	12,246.86	235,882.68	75	15,796.39	7	148,966.13	67	0.00	221,907.00	72,940.87
OTHER FINANCING SOURCES (USES)										
TOTAL OTHER FINANCING SOURCES (USES)	0.00	0.00		0.00		0.00		0.00	0.00	0.00
NET CHANGE IN FUND BALANCE	-20,437.49	27,506.72		-2,843.75		-51,549.15		0.00	-727.00	50,822.15



FUND DEPT 2675-041 : VICTIM ADVOCACY GRT-ICJIA - STATES ATTORNEY

1/18/2023 12:50:01 PM

PERIOD ENDING 12/31/2022

	ACTUAL LAST YEAR			ACTUAL THIS YEAR				ENCUMBRANCE	BUDGET	UNENCUMBERED BALANCE
	CURRENT MONTH	YEAR TO DATE	%	CURRENT MONTH	%	YEAR TO DATE	%			
REVENUES										
TOTAL REVENUES	0.00	0.00	0	0.00	0	0.00	0	0.00	0.00	0.00
EXPENDITURES										
TOTAL EXPENDITURES	0.00	0.00	0	0.00	0	0.00	0	0.00	0.00	0.00
OTHER FINANCING SOURCES (USES)										
TOTAL OTHER FINANCING SOURCES (USES)	0.00	0.00		0.00		0.00		0.00	0.00	0.00
NET CHANGE IN FUND BALANCE	0.00	0.00		0.00		0.00		0.00	0.00	0.00



FUND DEPT 2676-011 : SOLID WASTE MANAGEMENT - SOLID WASTE MGMT

1/18/2023 12:50:01 PM

PERIOD ENDING 12/31/2022

	ACTUAL LAST YEAR			ACTUAL THIS YEAR				ENCUMBRANCE	BUDGET	UNENCUMBERED BALANCE
	CURRENT MONTH	YEAR TO DATE	%	CURRENT MONTH	%	YEAR TO DATE	%			
REVENUES										
4004 INTERGOVERNMENTAL REVENUE	0.00	24,112.94	90	0.00	0	19,478.40	77	0.00	25,200.00	5,721.60
4006 LICENSES AND PERMITS	0.00	4,340.00	87	0.00	0	4,515.00	103	0.00	4,375.00	-140.00
4008 INVESTMENT EARNINGS	1.89	10.41	10	45.42	182	170.59	682	0.00	25.00	-145.59
4009 MISCELLANEOUS REVENUES	0.00	1,881.00	35	0.00	0	5,110.00	102	0.00	5,000.00	-110.00
TOTAL REVENUES	1.89	30,344.35	81	45.42	0	29,273.99	85	0.00	34,600.00	5,326.01
EXPENDITURES										
5010 COMMODITIES	0.00	1,135.61	59	482.72	42	900.70	78	0.00	1,160.00	259.30
5020 SERVICES	1,500.00	39,040.04	96	0.00	0	32,926.73	85	0.00	38,640.00	5,713.27
TOTAL EXPENDITURES	1,500.00	40,175.65	94	482.72	1	33,827.43	85	0.00	39,800.00	5,972.57
NET CHANGE IN FUND BALANCE	1,498.11	9,831.30		437.30		4,553.44		0.00	5,200.00	646.56



FUND DEPT 2679-179 : CHILD ADVOCACY CENTER - CHILD ADVOCACY CENTER

1/18/2023 12:50:01 PM

PERIOD ENDING 12/31/2022

	ACTUAL LAST YEAR			ACTUAL THIS YEAR				ENCUMBRANCE	BUDGET	UNENCUMBERED BALANCE
	CURRENT MONTH	YEAR TO DATE	%	CURRENT MONTH	%	YEAR TO DATE	%			
REVENUES										
4004 INTERGOVERNMENTAL REVENUE	54,572.22	298,871.90	85	55,687.76	14	338,384.87	85	0.00	400,287.00	61,902.13
4008 INVESTMENT EARNINGS	0.36	2.02	2	0.00	0	0.47	0	0.00	100.00	99.53
4009 MISCELLANEOUS REVENUES	607.80	3,349.95	25	665.22	10	7,611.11	117	0.00	6,500.00	-1,111.11
TOTAL REVENUES	55,180.38	302,223.87	83	56,352.98	14	345,996.45	85	0.00	406,887.00	60,890.55
EXPENDITURES										
5001 SALARIES AND WAGES	12,450.00	158,454.60	92	19,760.10	11	183,114.38	98	0.00	187,580.30	4,465.92
5003 FRINGE BENEFITS	4,117.30	49,558.26	84	6,966.99	12	53,802.44	93	0.00	57,740.70	3,938.26
5010 COMMODITIES	994.94	12,167.48	56	3,213.50	16	20,421.00	100	0.00	20,445.81	24.81
5020 SERVICES	5,914.18	90,396.04	86	21,314.06	13	158,428.62	99	0.00	159,469.19	1,040.57
TOTAL EXPENDITURES	23,476.42	310,576.38	87	51,254.65	12	415,766.44	98	0.00	425,236.00	9,469.56
NET CHANGE IN FUND BALANCE	-31,703.96	8,352.51		-5,098.33		69,769.99		0.00	18,349.00	-51,420.99



FUND DEPT 2685-031 : SPECIALTY COURTS FUND - CIRCUIT COURT

1/18/2023 12:50:01 PM

PERIOD ENDING 12/31/2022

	ACTUAL LAST YEAR			ACTUAL THIS YEAR				ENCUMBRANCE	BUDGET	UNENCUMBERED BALANCE
	CURRENT MONTH	YEAR TO DATE	%	CURRENT MONTH	%	YEAR TO DATE	%			
REVENUES										
4004 INTERGOVERNMENTAL REVENUE	0.00	48,890.64	107	-149.13	0	36,267.07	76	0.00	47,682.00	11,414.93
4007 CHARGES FOR SERVICES	2,226.22	18,685.05	117	1,120.00	4	12,869.89	47	0.00	27,600.00	14,730.11
4008 INVESTMENT EARNINGS	8.75	47.72	24	393.97	394	1,684.20	168 4	0.00	100.00	-1,584.20
4009 MISCELLANEOUS REVENUES	0.00	25.00	0	0.00	0	0.00	0	0.00	0.00	0.00
TOTAL REVENUES	2,234.97	67,648.41	109	1,364.84	2	50,821.16	67	0.00	75,382.00	24,560.84
EXPENDITURES										
5001 SALARIES AND WAGES	3,561.01	44,591.59	95	5,400.00	11	38,155.36	80	0.00	47,682.00	9,526.64
5003 FRINGE BENEFITS	472.67	10,440.94	57	742.14	4	8,433.46	46	0.00	18,174.00	9,740.54
5020 SERVICES	231.52	4,017.95	30	192.26	2	7,765.70	62	0.00	12,600.00	4,834.30
TOTAL EXPENDITURES	4,265.20	59,050.48	75	6,334.40	8	54,354.52	69	0.00	78,456.00	24,101.48
OTHER FINANCING SOURCES (USES)										
TOTAL OTHER FINANCING SOURCES (USES)	0.00	0.00		0.00		0.00		0.00	0.00	0.00
NET CHANGE IN FUND BALANCE	2,030.23	-8,597.93		4,969.56		3,533.36		0.00	3,074.00	-459.36



FUND DEPT 2685-140 : SPECIALTY COURTS FUND - CORRECTIONAL CENTER

1/18/2023 12:50:01 PM

PERIOD ENDING 12/31/2022

	ACTUAL LAST YEAR			ACTUAL THIS YEAR				ENCUMBRANCE	BUDGET	UNENCUMBERED BALANCE
	CURRENT MONTH	YEAR TO DATE	%	CURRENT MONTH	%	YEAR TO DATE	%			
REVENUES										
TOTAL REVENUES	0.00	0.00	0	0.00	0	0.00	0	0.00	0.00	0.00
NET CHANGE IN FUND BALANCE	0.00	0.00		0.00		0.00		0.00	0.00	0.00



FUND DEPT 2840-016 : ARPA - ADMINISTRATIVE SERVICES

1/18/2023 12:50:01 PM

PERIOD ENDING 12/31/2022

	ACTUAL LAST YEAR			ACTUAL THIS YEAR				ENCUMBRANCE	BUDGET	UNENCUMBERED BALANCE
	CURRENT MONTH	YEAR TO DATE	%	CURRENT MONTH	%	YEAR TO DATE	%			
REVENUES										
4004 INTERGOVERNMENTAL REVENUE	0.00	20,364,815.00	100	0.00	0	20,364,815.00	100	0.00	20,364,815.00	0.00
4008 INVESTMENT EARNINGS	0.00	0.00	0	142,270.54	111	206,994.60	162	0.00	128,000.00	-78,994.60
TOTAL REVENUES	0.00	20,364,815.00	100	142,270.54	1	20,571,809.60	100	0.00	20,492,815.00	-78,994.60
EXPENDITURES										
5001 SALARIES AND WAGES	0.00	0.00	0	0.00	0	21,072.75	98	0.00	21,475.00	402.25
5003 FRINGE BENEFITS	0.00	0.00	0	0.00	0	2,458.35	90	0.00	2,745.00	286.65
TOTAL EXPENDITURES	0.00	0.00	0	0.00	0	23,531.10	97	0.00	24,220.00	688.90
OTHER FINANCING SOURCES (USES)										
7001 OTHER FINANCING USES	-6,538.00	-792,148.00	97	-8,399.37	1	-79,496.39	5	0.00	-1,553,803.00	-1,474,306.61
TOTAL OTHER FINANCING SOURCES (USES)	-6,538.00	-792,148.00		-8,399.37		-79,496.39		0.00	-1,553,803.00	-1,474,306.61
NET CHANGE IN FUND BALANCE	6,538.00	-19,572,667.00		-133,871.17		-20,468,782.11		0.00	-18,914,792.00	1,553,990.11



FUND DEPT 2840-043 : ARPA - EMERGENCY MGMT AGCY (EMA)

1/18/2023 12:50:01 PM

PERIOD ENDING 12/31/2022

	ACTUAL LAST YEAR			ACTUAL THIS YEAR				ENCUMBRANCE	BUDGET	UNENCUMBERED BALANCE
	CURRENT MONTH	YEAR TO DATE	%	CURRENT MONTH	%	YEAR TO DATE	%			
REVENUES										
4008 INVESTMENT EARNINGS	3,385.18	9,299.91	0	0.00	0	0.00	0	0.00	0.00	0.00
TOTAL REVENUES	3,385.18	9,299.91	9	0.00	0	0.00	0	0.00	0.00	0.00
EXPENDITURES										
TOTAL EXPENDITURES	0.00	0.00	0	0.00	0	0.00	0	0.00	0.00	0.00
NET CHANGE IN FUND BALANCE	-3,385.18	-9,299.91		0.00		0.00		0.00	0.00	0.00



FUND DEPT 2840-075 : ARPA - GENERAL COUNTY

1/18/2023 12:50:01 PM

PERIOD ENDING 12/31/2022

	ACTUAL LAST YEAR			ACTUAL THIS YEAR				ENCUMBRANCE	BUDGET	UNENCUMBERED BALANCE
	CURRENT MONTH	YEAR TO DATE	%	CURRENT MONTH	%	YEAR TO DATE	%			
EXPENDITURES										
5001 SALARIES AND WAGES	0.00	0.00	0	0.00	0	593,388.00	100	0.00	593,400.00	12.00
5002 LAW ENFORCEMENT SALARIES	0.00	0.00	0	0.00	0	0.00	0	0.00	9,250.00	9,250.00
5003 FRINGE BENEFITS	0.00	0.00	0	0.00	0	165,410.70	100	0.00	165,643.00	232.30
5010 COMMODITIES	0.00	0.00	0	3,657.09	2	203,917.16	94	0.00	215,816.00	11,898.84
5020 SERVICES	0.00	0.00	0	231,671.66	3	2,430,240.32	27	0.00	9,138,177.00	6,707,936.68
8000 CAPITAL OUTLAY	0.00	0.00	0	19,872.73	0	2,561,415.34	33	-20,922.73	7,844,208.00	5,282,792.66
TOTAL EXPENDITURES	0.00	0.00	0	255,201.48	1	5,954,371.52	33	-20,922.73	17,966,494.00	12,012,122.48
NET CHANGE IN FUND BALANCE	0.00	0.00		255,201.48		5,954,371.52		-20,922.73	17,966,494.00	12,012,122.48



FUND DEPT 3105-010 : CAPITAL ASSET REPLCMT FND - COUNTY BOARD

1/18/2023 12:50:01 PM

PERIOD ENDING 12/31/2022

	ACTUAL LAST YEAR			ACTUAL THIS YEAR				ENCUMBRANCE	BUDGET	UNENCUMBERED BALANCE
	CURRENT MONTH	YEAR TO DATE	%	CURRENT MONTH	%	YEAR TO DATE	%			
REVENUES										
4008 INVESTMENT EARNINGS	499.54	2,952.57	74	0.00	0	41,924.69	104.8	0.00	4,000.00	-37,924.69
TOTAL REVENUES	499.54	2,952.57	74	0.00	0	41,924.69	104.8	0.00	4,000.00	-37,924.69
EXPENDITURES										
5010 COMMODITIES	0.00	0.00	0	0.00	0	0.00	0	0.00	2,000.00	2,000.00
5020 SERVICES	0.00	0.00	0	45,940.00	1	3,136,143.13	84	0.00	3,750,000.00	613,856.87
TOTAL EXPENDITURES	0.00	0.00	0	45,940.00	1	3,136,143.13	84	0.00	3,752,000.00	615,856.87
OTHER FINANCING SOURCES (USES)										
6001 OTHER FINANCING SOURCES	0.00	0.00	0	0.00	0	0.00	0	0.00	3,750,000.00	3,750,000.00
TOTAL OTHER FINANCING SOURCES (USES)	0.00	0.00		0.00		0.00		0.00	3,750,000.00	3,750,000.00
NET CHANGE IN FUND BALANCE	-499.54	-2,952.57		45,940.00		3,094,218.44		0.00	-2,000.00	-3,096,218.44



FUND DEPT 3105-016 : CAPITAL ASSET REPLCMT FND - ADMINISTRATIVE SERVICES

1/18/2023 12:50:01 PM

PERIOD ENDING 12/31/2022

	ACTUAL LAST YEAR			ACTUAL THIS YEAR				ENCUMBRANCE	BUDGET	UNENCUMBERED BALANCE
	CURRENT MONTH	YEAR TO DATE	%	CURRENT MONTH	%	YEAR TO DATE	%			
REVENUES										
TOTAL REVENUES	0.00	0.00	0	0.00	0	0.00	0	0.00	0.00	0.00
EXPENDITURES										
5010 COMMODITIES	2,360.00	8,100.00	89	3,738.00	42	4,518.00	51	0.00	8,843.00	4,325.00
5020 SERVICES	0.00	0.00	0	0.00	0	4,999.00	100	0.00	4,999.00	0.00
8000 CAPITAL OUTLAY	0.00	0.00	0	0.00	0	0.00	0	0.00	15,442.00	15,442.00
TOTAL EXPENDITURES	2,360.00	8,100.00	25	3,738.00	13	9,517.00	32	0.00	29,284.00	19,767.00
OTHER FINANCING SOURCES (USES)										
6001 OTHER FINANCING SOURCES	250.00	250.00	100	0.00	0	0.00	0	0.00	5,486.00	5,486.00
TOTAL OTHER FINANCING SOURCES (USES)	250.00	250.00		0.00		0.00		0.00	5,486.00	5,486.00
NET CHANGE IN FUND BALANCE	2,110.00	7,850.00		3,738.00		9,517.00		0.00	23,798.00	14,281.00



FUND DEPT 3105-020 : CAPITAL ASSET REPLCMT FND - AUDITOR

1/18/2023 12:50:01 PM

PERIOD ENDING 12/31/2022

	ACTUAL LAST YEAR			ACTUAL THIS YEAR				ENCUMBRANCE	BUDGET	UNENCUMBERED BALANCE
	CURRENT MONTH	YEAR TO DATE	%	CURRENT MONTH	%	YEAR TO DATE	%			
EXPENDITURES										
5010 COMMODITIES	2,340.00	3,901.00	50	0.00	0	0.00	0	0.00	0.00	0.00
TOTAL EXPENDITURES	2,340.00	3,901.00	50	0.00	0	0.00	0	0.00	0.00	0.00
OTHER FINANCING SOURCES (USES)										
6001 OTHER FINANCING SOURCES	3,850.00	3,850.00	100	0.00	0	0.00	0	0.00	3,665.00	3,665.00
TOTAL OTHER FINANCING SOURCES (USES)	3,850.00	3,850.00		0.00		0.00		0.00	3,665.00	3,665.00
NET CHANGE IN FUND BALANCE	-1,510.00	51.00		0.00		0.00		0.00	-3,665.00	-3,665.00



FUND DEPT 3105-021 : CAPITAL ASSET REPLCMT FND - BOARD OF REVIEW

1/18/2023 12:50:01 PM

PERIOD ENDING 12/31/2022

	ACTUAL LAST YEAR			ACTUAL THIS YEAR				ENCUMBRANCE	BUDGET	UNENCUMBERED BALANCE
	CURRENT MONTH	YEAR TO DATE	%	CURRENT MONTH	%	YEAR TO DATE	%			
EXPENDITURES										
TOTAL EXPENDITURES	0.00	0.00	0	0.00	0	0.00	0	0.00	0.00	0.00
OTHER FINANCING SOURCES (USES)										
6001 OTHER FINANCING SOURCES	0.00	0.00	0	0.00	0	0.00	0	0.00	975.00	975.00
TOTAL OTHER FINANCING SOURCES (USES)	0.00	0.00		0.00		0.00		0.00	975.00	975.00
NET CHANGE IN FUND BALANCE	0.00	0.00		0.00		0.00		0.00	-975.00	-975.00



FUND DEPT 3105-022 : CAPITAL ASSET REPLCMT FND - COUNTY CLERK

1/18/2023 12:50:01 PM

PERIOD ENDING 12/31/2022

	ACTUAL LAST YEAR			ACTUAL THIS YEAR				ENCUMBRANCE	BUDGET	UNENCUMBERED BALANCE
	CURRENT MONTH	YEAR TO DATE	%	CURRENT MONTH	%	YEAR TO DATE	%			
EXPENDITURES										
TOTAL EXPENDITURES	0.00	0.00	0	0.00	0	0.00	0	0.00	0.00	0.00
OTHER FINANCING SOURCES (USES)										
6001 OTHER FINANCING SOURCES	0.00	0.00	0	0.00	0	0.00	0	0.00	6,250.00	6,250.00
TOTAL OTHER FINANCING SOURCES (USES)	0.00	0.00		0.00		0.00		0.00	6,250.00	6,250.00
NET CHANGE IN FUND BALANCE	0.00	0.00		0.00		0.00		0.00	-6,250.00	-6,250.00



FUND DEPT 3105-025 : CAPITAL ASSET REPLCMT FND - SUPERVISOR OF ASSESSMENT

1/18/2023 12:50:01 PM

PERIOD ENDING 12/31/2022

	ACTUAL LAST YEAR			ACTUAL THIS YEAR				ENCUMBRANCE	BUDGET	UNENCUMBERED BALANCE
	CURRENT MONTH	YEAR TO DATE	%	CURRENT MONTH	%	YEAR TO DATE	%			
EXPENDITURES										
5010 COMMODITIES	0.00	322.10	12	0.00	0	2,340.00	45	0.00	5,248.24	2,908.24
5020 SERVICES	0.00	3,530.80	71	0.00	0	5,325.18	90	0.00	5,901.76	576.58
TOTAL EXPENDITURES	0.00	3,852.90	50	0.00	0	7,665.18	69	0.00	11,150.00	3,484.82
OTHER FINANCING SOURCES (USES)										
6001 OTHER FINANCING SOURCES	4,400.00	4,400.00	100	0.00	0	0.00	0	0.00	10,593.00	10,593.00
TOTAL OTHER FINANCING SOURCES (USES)	4,400.00	4,400.00		0.00		0.00		0.00	10,593.00	10,593.00
NET CHANGE IN FUND BALANCE	-4,400.00	-547.10		0.00		7,665.18		0.00	557.00	-7,108.18




FUND DEPT 3105-026 : CAPITAL ASSET REPLCMT FND - COUNTY TREASURER

1/18/2023 12:50:01 PM

PERIOD ENDING 12/31/2022

	ACTUAL LAST YEAR			ACTUAL THIS YEAR				ENCUMBRANCE	BUDGET	UNENCUMBERED BALANCE
	CURRENT MONTH	YEAR TO DATE	%	CURRENT MONTH	%	YEAR TO DATE	%			
EXPENDITURES										
5010 COMMODITIES	0.00	0.00	0	0.00	0	0.00	0	0.00	11,900.00	11,900.00
TOTAL EXPENDITURES	0.00	0.00	0	0.00	0	0.00	0	0.00	11,900.00	11,900.00
OTHER FINANCING SOURCES (USES)										
6001 OTHER FINANCING SOURCES	0.00	0.00	0	0.00	0	0.00	0	0.00	11,710.00	11,710.00
TOTAL OTHER FINANCING SOURCES (USES)	0.00	0.00		0.00		0.00		0.00	11,710.00	11,710.00
NET CHANGE IN FUND BALANCE	0.00	0.00		0.00		0.00		0.00	190.00	190.00



FUND DEPT 3105-028 : CAPITAL ASSET REPLCMT FND - INFORMATION TECHNOLOGY (IT)

1/18/2023 12:50:01 PM

PERIOD ENDING 12/31/2022

	ACTUAL LAST YEAR			ACTUAL THIS YEAR				ENCUMBRANCE	BUDGET	UNENCUMBERED BALANCE
	CURRENT MONTH	YEAR TO DATE	%	CURRENT MONTH	%	YEAR TO DATE	%			
EXPENDITURES										
5010 COMMODITIES	40,755.00	48,843.37	90	0.00	0	19,333.99	69	0.00	28,189.00	8,855.01
5020 SERVICES	10,710.00	781,834.87	61	-57,156.08	-5	592,860.97	53	-15,888.32	1,126,772.97	533,912.00
8000 CAPITAL OUTLAY	0.00	81,680.00	88	0.00	0	0.00	0	0.00	513,609.03	513,609.03
TOTAL EXPENDITURES	51,465.00	912,358.24	64	-57,156.08	-3	612,194.96	37	-15,888.32	1,668,571.00	1,056,376.04
OTHER FINANCING SOURCES (USES)										
6001 OTHER FINANCING SOURCES	862,853.00	958,297.00	76	0.00	0	0.00	0	0.00	1,350,053.00	1,350,053.00
TOTAL OTHER FINANCING SOURCES (USES)	862,853.00	958,297.00		0.00		0.00		0.00	1,350,053.00	1,350,053.00
NET CHANGE IN FUND BALANCE	-811,388.00	-45,938.76		-57,156.08		612,194.96		-15,888.32	318,518.00	-293,676.96



FUND DEPT 3105-036 : CAPITAL ASSET REPLCMT FND - PUBLIC DEFENDER

1/18/2023 12:50:01 PM

PERIOD ENDING 12/31/2022

	ACTUAL LAST YEAR			ACTUAL THIS YEAR				ENCUMBRANCE	BUDGET	UNENCUMBERED BALANCE
	CURRENT MONTH	YEAR TO DATE	%	CURRENT MONTH	%	YEAR TO DATE	%			
EXPENDITURES										
5010 COMMODITIES	31,932.49	31,932.49	62	0.00	0	6,104.89	63	0.00	9,683.00	3,578.11
TOTAL EXPENDITURES	31,932.49	31,932.49	62	0.00	0	6,104.89	63	0.00	9,683.00	3,578.11
OTHER FINANCING SOURCES (USES)										
6001 OTHER FINANCING SOURCES	41,567.00	41,567.00	100	0.00	0	0.00	0	0.00	11,883.00	11,883.00
TOTAL OTHER FINANCING SOURCES (USES)	41,567.00	41,567.00		0.00		0.00		0.00	11,883.00	11,883.00
NET CHANGE IN FUND BALANCE	-9,634.51	-9,634.51		0.00		6,104.89		0.00	-2,200.00	-8,304.89



FUND DEPT 3105-040 : CAPITAL ASSET REPLCMT FND - SHERIFF

1/18/2023 12:50:01 PM

PERIOD ENDING 12/31/2022

	ACTUAL LAST YEAR			ACTUAL THIS YEAR				ENCUMBRANCE	BUDGET	UNENCUMBERED BALANCE
	CURRENT MONTH	YEAR TO DATE	%	CURRENT MONTH	%	YEAR TO DATE	%			
EXPENDITURES										
5010 COMMODITIES	0.00	0.00	0	0.00	0	196,034.58	98	0.00	199,236.00	3,201.42
5020 SERVICES	0.00	34,080.00	100	0.00	0	34,080.00	74	0.00	45,992.00	11,912.00
TOTAL EXPENDITURES	0.00	34,080.00	15	0.00	0	230,114.58	94	0.00	245,228.00	15,113.42
OTHER FINANCING SOURCES (USES)										
6001 OTHER FINANCING SOURCES	38,284.00	38,284.00	100	0.00	0	0.00	0	0.00	143,346.00	143,346.00
TOTAL OTHER FINANCING SOURCES (USES)	38,284.00	38,284.00		0.00		0.00		0.00	143,346.00	143,346.00
NET CHANGE IN FUND BALANCE	-38,284.00	-4,204.00		0.00		230,114.58		0.00	101,882.00	-128,232.58



FUND DEPT 3105-041 : CAPITAL ASSET REPLCMT FND - STATES ATTORNEY

1/18/2023 12:50:01 PM

PERIOD ENDING 12/31/2022

	ACTUAL LAST YEAR			ACTUAL THIS YEAR				ENCUMBRANCE	BUDGET	UNENCUMBERED BALANCE
	CURRENT MONTH	YEAR TO DATE	%	CURRENT MONTH	%	YEAR TO DATE	%			
EXPENDITURES										
5010 COMMODITIES	8,473.95	8,473.95	61	6,244.00	19	31,530.00	95	-6,589.00	33,150.00	1,620.00
5020 SERVICES	0.00	0.00	0	345.00	1	345.00	1	0.00	50,345.00	50,000.00
8000 CAPITAL OUTLAY	0.00	0.00	0	0.00	0	0.00	0	0.00	2,683.00	2,683.00
TOTAL EXPENDITURES	8,473.95	8,473.95	61	6,589.00	8	31,875.00	37	-6,589.00	86,178.00	54,303.00
OTHER FINANCING SOURCES (USES)										
6001 OTHER FINANCING SOURCES	20,882.00	20,882.00	100	0.00	0	0.00	0	0.00	44,848.00	44,848.00
TOTAL OTHER FINANCING SOURCES (USES)	20,882.00	20,882.00		0.00		0.00		0.00	44,848.00	44,848.00
NET CHANGE IN FUND BALANCE	-12,408.05	-12,408.05		6,589.00		31,875.00		-6,589.00	41,330.00	9,455.00




FUND DEPT 3105-042 : CAPITAL ASSET REPLCMT FND - CORONER

1/18/2023 12:50:01 PM

PERIOD ENDING 12/31/2022

	ACTUAL LAST YEAR			ACTUAL THIS YEAR				ENCUMBRANCE	BUDGET	UNENCUMBERED BALANCE
	CURRENT MONTH	YEAR TO DATE	%	CURRENT MONTH	%	YEAR TO DATE	%			
EXPENDITURES										
5010 COMMODITIES	0.00	2,684.63	45	0.00	0	22,029.80	80	0.00	27,629.00	5,599.20
8000 CAPITAL OUTLAY	0.00	0.00	0	0.00	0	0.00	0	0.00	8,611.00	8,611.00
TOTAL EXPENDITURES	0.00	2,684.63	45	0.00	0	22,029.80	61	0.00	36,240.00	14,210.20
OTHER FINANCING SOURCES (USES)										
TOTAL OTHER FINANCING SOURCES (USES)	0.00	0.00		0.00		0.00		0.00	0.00	0.00
NET CHANGE IN FUND BALANCE	0.00	2,684.63		0.00		22,029.80		0.00	36,240.00	14,210.20



FUND DEPT 3105-043 : CAPITAL ASSET REPLCMT FND - EMERGENCY MGMT AGCY (EMA)

1/18/2023 12:50:01 PM

PERIOD ENDING 12/31/2022

	ACTUAL LAST YEAR			ACTUAL THIS YEAR				ENCUMBRANCE	BUDGET	UNENCUMBERED BALANCE
	CURRENT MONTH	YEAR TO DATE	%	CURRENT MONTH	%	YEAR TO DATE	%			
EXPENDITURES										
8000 CAPITAL OUTLAY	0.00	0.00	0	0.00	0	0.00	0	0.00	18,000.00	18,000.00
TOTAL EXPENDITURES	0.00	0.00	0	0.00	0	0.00	0	0.00	18,000.00	18,000.00
OTHER FINANCING SOURCES (USES)										
6001 OTHER FINANCING SOURCES	0.00	0.00	0	0.00	0	0.00	0	0.00	36,600.00	36,600.00
TOTAL OTHER FINANCING SOURCES (USES)	0.00	0.00		0.00		0.00		0.00	36,600.00	36,600.00
NET CHANGE IN FUND BALANCE	0.00	0.00		0.00		0.00		0.00	-18,600.00	-18,600.00



FUND DEPT 3105-051 : CAPITAL ASSET REPLCMT FND - JUVENILE DETENTION CENTER

1/18/2023 12:50:01 PM

PERIOD ENDING 12/31/2022

	ACTUAL LAST YEAR			ACTUAL THIS YEAR				ENCUMBRANCE	BUDGET	UNENCUMBERED BALANCE
	CURRENT MONTH	YEAR TO DATE	%	CURRENT MONTH	%	YEAR TO DATE	%			
EXPENDITURES										
5010 COMMODITIES	9,460.00	16,441.30	42	0.00	0	1,073.00	18	0.00	6,065.00	4,992.00
5020 SERVICES	0.00	3,995.00	100	0.00	0	6,309.25	100	0.00	6,315.00	5.75
8000 CAPITAL OUTLAY	0.00	22,568.15	100	0.00	0	0.00	0	0.00	57,256.00	57,256.00
TOTAL EXPENDITURES	9,460.00	43,004.45	65	0.00	0	7,382.25	11	0.00	69,636.00	62,253.75
OTHER FINANCING SOURCES (USES)										
6001 OTHER FINANCING SOURCES	10,546.00	20,546.00	100	10,000.00	14	10,000.00	14	0.00	70,092.00	60,092.00
TOTAL OTHER FINANCING SOURCES (USES)	10,546.00	20,546.00		10,000.00		10,000.00		0.00	70,092.00	60,092.00
NET CHANGE IN FUND BALANCE	-1,086.00	22,458.45		-10,000.00		-2,617.75		0.00	-456.00	2,161.75



FUND DEPT 3105-052 : CAPITAL ASSET REPLCMT FND - COURT SERVICES -PROBATION

1/18/2023 12:50:01 PM

PERIOD ENDING 12/31/2022

	ACTUAL LAST YEAR			ACTUAL THIS YEAR				ENCUMBRANCE	BUDGET	UNENCUMBERED BALANCE
	CURRENT MONTH	YEAR TO DATE	%	CURRENT MONTH	%	YEAR TO DATE	%			
EXPENDITURES										
5010 COMMODITIES	0.00	0.00	0	0.00	0	6,595.44	51	0.00	13,015.00	6,419.56
8000 CAPITAL OUTLAY	0.00	5,404.45	43	0.00	0	0.00	0	0.00	14,681.00	14,681.00
TOTAL EXPENDITURES	0.00	5,404.45	17	0.00	0	6,595.44	24	0.00	27,696.00	21,100.56
OTHER FINANCING SOURCES (USES)										
6001 OTHER FINANCING SOURCES	3,656.00	3,656.00	100	0.00	0	0.00	0	0.00	30,616.00	30,616.00
TOTAL OTHER FINANCING SOURCES (USES)	3,656.00	3,656.00		0.00		0.00		0.00	30,616.00	30,616.00
NET CHANGE IN FUND BALANCE	-3,656.00	1,748.45		0.00		6,595.44		0.00	-2,920.00	-9,515.44



FUND DEPT 3105-059 : CAPITAL ASSET REPLCMT FND - FACILITIES PLANNING

1/18/2023 12:50:01 PM

PERIOD ENDING 12/31/2022

	ACTUAL LAST YEAR			ACTUAL THIS YEAR				ENCUMBRANCE	BUDGET	UNENCUMBERED BALANCE
	CURRENT MONTH	YEAR TO DATE	%	CURRENT MONTH	%	YEAR TO DATE	%			
REVENUES										
4008 INVESTMENT EARNINGS	0.00	0.00	0	2,489.58	0	2,489.58	0	0.00	0.00	-2,489.58
4009 MISCELLANEOUS REVENUES	0.00	351,811.60	53	0.00	0	0.00	0	0.00	0.00	0.00
TOTAL REVENUES	0.00	351,811.60	53	2,489.58	0	2,489.58	0	0.00	0.00	-2,489.58
EXPENDITURES										
5010 COMMODITIES	0.00	0.00	0	0.00	0	19,225.00	100	0.00	19,225.00	0.00
5020 SERVICES	24,368.99	405,124.30	90	438,961.29	41	826,537.94	77	0.00	1,076,566.19	250,028.25
8000 CAPITAL OUTLAY	421,105.28	807,614.10	18	227,886.49	5	2,375,214.52	53	-63,234.81	4,511,617.18	2,136,402.66
TOTAL EXPENDITURES	445,474.27	1,212,738.40	25	666,847.78	12	3,220,977.46	57	-63,234.81	5,607,408.37	2,386,430.91
OTHER FINANCING SOURCES (USES)										
6001 OTHER FINANCING SOURCES	1,574,500.00	1,574,500.00	100	37,755,831.25	95	37,755,831.25	95	0.00	39,905,831.25	2,150,000.00
TOTAL OTHER FINANCING SOURCES (USES)	1,574,500.00	1,574,500.00		37,755,831.25		37,755,831.25		0.00	39,905,831.25	2,150,000.00
NET CHANGE IN FUND BALANCE	-1,129,025.73	-713,573.20		-37,091,473.05		-34,537,343.37		-63,234.81	-34,298,422.88	238,920.49



FUND DEPT 3105-071 : CAPITAL ASSET REPLCMT FND - PUBLIC PROP (PHYS, PLNT, FAC)

1/18/2023 12:50:01 PM

PERIOD ENDING 12/31/2022

	ACTUAL LAST YEAR			ACTUAL THIS YEAR				ENCUMBRANCE	BUDGET	UNENCUMBERED BALANCE
	CURRENT MONTH	YEAR TO DATE	%	CURRENT MONTH	%	YEAR TO DATE	%			
EXPENDITURES										
5010 COMMODITIES	1,560.00	1,560.00	4	0.00	0	0.00	0	0.00	10,550.00	10,550.00
8000 CAPITAL OUTLAY	78,290.00	120,945.19	100	0.00	0	38,107.00	50	0.00	76,400.00	38,293.00
TOTAL EXPENDITURES	79,850.00	122,505.19	75	0.00	0	38,107.00	44	0.00	86,950.00	48,843.00
OTHER FINANCING SOURCES (USES)										
6001 OTHER FINANCING SOURCES	66,942.00	66,942.00	100	0.00	0	0.00	0	0.00	187,782.00	187,782.00
TOTAL OTHER FINANCING SOURCES (USES)	66,942.00	66,942.00		0.00		0.00		0.00	187,782.00	187,782.00
NET CHANGE IN FUND BALANCE	12,908.00	55,563.19		0.00		38,107.00		0.00	-100,832.00	-138,939.00



FUND DEPT 3105-077 : CAPITAL ASSET REPLCMT FND - ZONING AND ENFORCE (P&Z)

1/18/2023 12:50:01 PM

PERIOD ENDING 12/31/2022

	ACTUAL LAST YEAR			ACTUAL THIS YEAR				ENCUMBRANCE	BUDGET	UNENCUMBERED BALANCE
	CURRENT MONTH	YEAR TO DATE	%	CURRENT MONTH	%	YEAR TO DATE	%			
EXPENDITURES										
5010 COMMODITIES	800.00	800.00	53	0.00	0	2,400.00	62	0.00	3,900.00	1,500.00
5020 SERVICES	0.00	80.00	100	0.00	0	0.00	0	0.00	25,080.00	25,080.00
TOTAL EXPENDITURES	800.00	880.00	56	0.00	0	2,400.00	8	0.00	28,980.00	26,580.00
OTHER FINANCING SOURCES (USES)										
6001 OTHER FINANCING SOURCES	807.00	807.00	100	0.00	0	0.00	0	0.00	28,323.00	28,323.00
TOTAL OTHER FINANCING SOURCES (USES)	807.00	807.00		0.00		0.00		0.00	28,323.00	28,323.00
NET CHANGE IN FUND BALANCE	-7.00	73.00		0.00		2,400.00		0.00	657.00	-1,743.00



FUND DEPT 3105-140 : CAPITAL ASSET REPLCMT FND - CORRECTIONAL CENTER

1/18/2023 12:50:01 PM

PERIOD ENDING 12/31/2022

	ACTUAL LAST YEAR			ACTUAL THIS YEAR				ENCUMBRANCE	BUDGET	UNENCUMBERED BALANCE
	CURRENT MONTH	YEAR TO DATE	%	CURRENT MONTH	%	YEAR TO DATE	%			
EXPENDITURES										
5010 COMMODITIES	0.00	0.00	0	0.00	0	69,429.92	63	0.00	110,882.00	41,452.08
5020 SERVICES	0.00	105,314.00	65	0.00	0	165,921.70	96	0.00	172,662.00	6,740.30
8000 CAPITAL OUTLAY	0.00	0.00	0	0.00	0	0.00	0	0.00	73,000.00	73,000.00
TOTAL EXPENDITURES	0.00	105,314.00	58	0.00	0	235,351.62	66	0.00	356,544.00	121,192.38
OTHER FINANCING SOURCES (USES)										
6001 OTHER FINANCING SOURCES	138,906.00	138,906.00	100	0.00	0	0.00	0	0.00	274,761.00	274,761.00
TOTAL OTHER FINANCING SOURCES (USES)	138,906.00	138,906.00		0.00		0.00		0.00	274,761.00	274,761.00
NET CHANGE IN FUND BALANCE	-138,906.00	-33,592.00		0.00		235,351.62		0.00	81,783.00	-153,568.62



FUND DEPT 3303-010 : COURT COMPLEX CONSTR FUND - COUNTY BOARD

1/18/2023 12:50:01 PM

PERIOD ENDING 12/31/2022

	ACTUAL LAST YEAR			ACTUAL THIS YEAR				ENCUMBRANCE	BUDGET	UNENCUMBERED BALANCE
	CURRENT MONTH	YEAR TO DATE	%	CURRENT MONTH	%	YEAR TO DATE	%			
REVENUES										
4008 INVESTMENT EARNINGS	2.13	32.19	6	3.33	13	350.73	140 3	0.00	25.00	-325.73
TOTAL REVENUES	2.13	32.19	6	3.33	13	350.73	140 3	0.00	25.00	-325.73
EXPENDITURES										
5020 SERVICES	0.00	0.00	0	0.00	0	0.00	0	0.00	16,925.00	16,925.00
TOTAL EXPENDITURES	0.00	0.00	0	0.00	0	0.00	0	0.00	16,925.00	16,925.00
OTHER FINANCING SOURCES (USES)										
TOTAL OTHER FINANCING SOURCES (USES)	0.00	0.00		0.00		0.00		0.00	0.00	0.00
NET CHANGE IN FUND BALANCE	-2.13	-32.19		-3.33		-350.73		0.00	16,900.00	17,250.73



FUND DEPT 4074-010 : 2003 NURS HM BOND DBT SRV - COUNTY BOARD

1/18/2023 12:50:01 PM

PERIOD ENDING 12/31/2022

	ACTUAL LAST YEAR			ACTUAL THIS YEAR				ENCUMBRANCE	BUDGET	UNENCUMBERED BALANCE
	CURRENT MONTH	YEAR TO DATE	%	CURRENT MONTH	%	YEAR TO DATE	%			
REVENUES										
TOTAL REVENUES	0.00	0.00	0	0.00	0	0.00	0	0.00	0.00	0.00
EXPENDITURES										
TOTAL EXPENDITURES	0.00	0.00	0	0.00	0	0.00	0	0.00	0.00	0.00
OTHER FINANCING SOURCES (USES)										
TOTAL OTHER FINANCING SOURCES (USES)	0.00	0.00		0.00		0.00		0.00	0.00	0.00
NET CHANGE IN FUND BALANCE	0.00	0.00		0.00		0.00		0.00	0.00	0.00



FUND DEPT 4350-010 : HWY FACIL BOND DEBT SERVICE - COUNTY BOARD

1/18/2023 12:50:01 PM

PERIOD ENDING 12/31/2022

	ACTUAL LAST YEAR			ACTUAL THIS YEAR				ENCUMBRANCE	BUDGET	UNENCUMBERED BALANCE
	CURRENT MONTH	YEAR TO DATE	%	CURRENT MONTH	%	YEAR TO DATE	%			
REVENUES										
TOTAL REVENUES	0.00	0.00	0	0.00	0	0.00	0	0.00	0.00	0.00
OTHER FINANCING SOURCES (USES)										
TOTAL OTHER FINANCING SOURCES (USES)	0.00	0.00		0.00		0.00		0.00	0.00	0.00
NET CHANGE IN FUND BALANCE	0.00	0.00		0.00		0.00		0.00	0.00	0.00



FUND DEPT 5081-075 : NURSING HOME - GENERAL COUNTY

1/18/2023 12:50:01 PM

PERIOD ENDING 12/31/2022

	ACTUAL LAST YEAR			ACTUAL THIS YEAR				ENCUMBRANCE	BUDGET	UNENCUMBERED BALANCE
	CURRENT MONTH	YEAR TO DATE	%	CURRENT MONTH	%	YEAR TO DATE	%			
OTHER FINANCING SOURCES (USES)										
TOTAL OTHER FINANCING SOURCES (USES)	<i>0.00</i>	<i>0.00</i>		<i>0.00</i>		<i>0.00</i>		<i>0.00</i>	<i>0.00</i>	<i>0.00</i>
NET CHANGE IN FUND BALANCE	0.00	0.00		0.00		0.00		0.00	0.00	0.00



FUND DEPT 5081-120 : NURSING HOME - EMPLOYEE GROUP INSURANCE

1/18/2023 12:50:01 PM

PERIOD ENDING 12/31/2022

	ACTUAL LAST YEAR			ACTUAL THIS YEAR				ENCUMBRANCE	BUDGET	UNENCUMBERED BALANCE
	CURRENT MONTH	YEAR TO DATE	%	CURRENT MONTH	%	YEAR TO DATE	%			
OTHER FINANCING SOURCES (USES)										
TOTAL OTHER FINANCING SOURCES (USES)	0.00	0.00		0.00		0.00		0.00	0.00	0.00
NET CHANGE IN FUND BALANCE	0.00	0.00		0.00		0.00		0.00	0.00	0.00



FUND DEPT 5081-405 : NURSING HOME - NURSING HOME TRANSITION

1/18/2023 12:50:01 PM

PERIOD ENDING 12/31/2022

	ACTUAL LAST YEAR			ACTUAL THIS YEAR				ENCUMBRANCE	BUDGET	UNENCUMBERED BALANCE
	CURRENT MONTH	YEAR TO DATE	%	CURRENT MONTH	%	YEAR TO DATE	%			
REVENUES										
4009 MISCELLANEOUS REVENUES	0.00	115,890.00	105	0.00	0	111,265.38	101	0.00	110,000.00	-1,265.38
TOTAL REVENUES	0.00	115,890.00	105	0.00	0	111,265.38	101	0.00	110,000.00	-1,265.38
EXPENDITURES										
TOTAL EXPENDITURES	0.00	0.00	0	0.00	0	0.00	0	0.00	0.00	0.00
OTHER FINANCING SOURCES (USES)										
6001 OTHER FINANCING SOURCES	0.00	1,000,000.00	100	0.00	0	0.00	0	0.00	0.00	0.00
7001 OTHER FINANCING USES	0.00	-414,976.15	40	0.00	0	0.00	0	0.00	0.00	0.00
TOTAL OTHER FINANCING SOURCES (USES)	0.00	585,023.85		0.00		0.00		0.00	0.00	0.00
NET CHANGE IN FUND BALANCE	0.00	-700,913.85		0.00		-111,265.38		0.00	-110,000.00	1,265.38



FUND DEPT 5081-410 : NURSING HOME - ADMINISTRATIVE

1/18/2023 12:50:01 PM

PERIOD ENDING 12/31/2022

	ACTUAL LAST YEAR			ACTUAL THIS YEAR				ENCUMBRANCE	BUDGET	UNENCUMBERED BALANCE
	CURRENT MONTH	YEAR TO DATE	%	CURRENT MONTH	%	YEAR TO DATE	%			
REVENUES										
4007 CHARGES FOR SERVICES	0.00	3,627.84	0	0.00	0	11,044.04	0	0.00	0.00	-11,044.04
4008 INVESTMENT EARNINGS	22.17	265.15	0	313.29	0	1,472.97	0	0.00	0.00	-1,472.97
4009 MISCELLANEOUS REVENUES	0.00	7,287.47	0	0.00	0	0.00	0	0.00	0.00	0.00
TOTAL REVENUES	22.17	11,180.46	0	313.29	0	12,517.01	0	0.00	0.00	-12,517.01
EXPENDITURES										
5020 SERVICES	35.00	27,553.44	35	0.00	0	12,207.80	49	0.00	25,000.00	12,792.20
TOTAL EXPENDITURES	35.00	27,553.44	35	0.00	0	12,207.80	49	0.00	25,000.00	12,792.20
OTHER FINANCING SOURCES (USES)										
TOTAL OTHER FINANCING SOURCES (USES)	0.00	0.00		0.00		0.00		0.00	0.00	0.00
NET CHANGE IN FUND BALANCE	12.83	16,372.98		-313.29		-309.21		0.00	25,000.00	25,309.21



FUND DEPT 5081-415 : NURSING HOME - ENVIRONMENTAL SERVICES

1/18/2023 12:50:01 PM

PERIOD ENDING 12/31/2022

	ACTUAL LAST YEAR			ACTUAL THIS YEAR				ENCUMBRANCE	BUDGET	UNENCUMBERED BALANCE
	CURRENT MONTH	YEAR TO DATE	%	CURRENT MONTH	%	YEAR TO DATE	%			
EXPENDITURES										
TOTAL EXPENDITURES	0.00	0.00	0	0.00	0	0.00	0	0.00	0.00	0.00
NET CHANGE IN FUND BALANCE	0.00	0.00		0.00		0.00		0.00	0.00	0.00



FUND DEPT 5081-420 : NURSING HOME - LAUNDRY

1/18/2023 12:50:01 PM

PERIOD ENDING 12/31/2022

	ACTUAL LAST YEAR			ACTUAL THIS YEAR				ENCUMBRANCE	BUDGET	UNENCUMBERED BALANCE
	CURRENT MONTH	YEAR TO DATE	%	CURRENT MONTH	%	YEAR TO DATE	%			
EXPENDITURES										
TOTAL EXPENDITURES	0.00	0.00	0	0.00	0	0.00	0	0.00	0.00	0.00
NET CHANGE IN FUND BALANCE	0.00	0.00		0.00		0.00		0.00	0.00	0.00



FUND DEPT 5081-425 : NURSING HOME - MAINTENANCE

1/18/2023 12:50:01 PM

PERIOD ENDING 12/31/2022

	ACTUAL LAST YEAR			ACTUAL THIS YEAR				ENCUMBRANCE	BUDGET	UNENCUMBERED BALANCE
	CURRENT MONTH	YEAR TO DATE	%	CURRENT MONTH	%	YEAR TO DATE	%			
EXPENDITURES										
TOTAL EXPENDITURES	0.00	0.00	0	0.00	0	0.00	0	0.00	0.00	0.00
NET CHANGE IN FUND BALANCE	0.00	0.00		0.00		0.00		0.00	0.00	0.00



FUND DEPT 5081-430 : NURSING HOME - NURSING SERVICES

1/18/2023 12:50:01 PM

PERIOD ENDING 12/31/2022

	ACTUAL LAST YEAR			ACTUAL THIS YEAR				ENCUMBRANCE	BUDGET	UNENCUMBERED BALANCE
	CURRENT MONTH	YEAR TO DATE	%	CURRENT MONTH	%	YEAR TO DATE	%			
EXPENDITURES										
TOTAL EXPENDITURES	0.00	0.00	0	0.00	0	0.00	0	0.00	0.00	0.00
NET CHANGE IN FUND BALANCE	0.00	0.00		0.00		0.00		0.00	0.00	0.00



FUND DEPT 5081-440 : NURSING HOME - ACTIVITIES

1/18/2023 12:50:01 PM

PERIOD ENDING 12/31/2022

	ACTUAL LAST YEAR			ACTUAL THIS YEAR				ENCUMBRANCE	BUDGET	UNENCUMBERED BALANCE
	CURRENT MONTH	YEAR TO DATE	%	CURRENT MONTH	%	YEAR TO DATE	%			
EXPENDITURES										
TOTAL EXPENDITURES	0.00	0.00	0	0.00	0	0.00	0	0.00	0.00	0.00
NET CHANGE IN FUND BALANCE	0.00	0.00		0.00		0.00		0.00	0.00	0.00



FUND DEPT 5081-441 : NURSING HOME - SOCIAL SERVICES

1/18/2023 12:50:01 PM

PERIOD ENDING 12/31/2022

	ACTUAL LAST YEAR			ACTUAL THIS YEAR				ENCUMBRANCE	BUDGET	UNENCUMBERED BALANCE
	CURRENT MONTH	YEAR TO DATE	%	CURRENT MONTH	%	YEAR TO DATE	%			
EXPENDITURES										
TOTAL EXPENDITURES	0.00	0.00	0	0.00	0	0.00	0	0.00	0.00	0.00
NET CHANGE IN FUND BALANCE	0.00	0.00		0.00		0.00		0.00	0.00	0.00




FUND DEPT 5081-445 : NURSING HOME - PHYSICAL THERAPY

1/18/2023 12:50:01 PM

PERIOD ENDING 12/31/2022

	ACTUAL LAST YEAR			ACTUAL THIS YEAR				ENCUMBRANCE	BUDGET	UNENCUMBERED BALANCE
	CURRENT MONTH	YEAR TO DATE	%	CURRENT MONTH	%	YEAR TO DATE	%			
EXPENDITURES										
TOTAL EXPENDITURES	0.00	0.00	0	0.00	0	0.00	0	0.00	0.00	0.00
NET CHANGE IN FUND BALANCE	0.00	0.00		0.00		0.00		0.00	0.00	0.00



FUND DEPT 5081-446 : NURSING HOME - OCCUPATIONAL THERAPY

1/18/2023 12:50:01 PM

PERIOD ENDING 12/31/2022

	ACTUAL LAST YEAR			ACTUAL THIS YEAR				ENCUMBRANCE	BUDGET	UNENCUMBERED BALANCE
	CURRENT MONTH	YEAR TO DATE	%	CURRENT MONTH	%	YEAR TO DATE	%			
EXPENDITURES										
TOTAL EXPENDITURES	0.00	0.00	0	0.00	0	0.00	0	0.00	0.00	0.00
NET CHANGE IN FUND BALANCE	0.00	0.00		0.00		0.00		0.00	0.00	0.00



FUND DEPT 5081-447 : NURSING HOME - RESPIRATORY THERAPY

1/18/2023 12:50:01 PM

PERIOD ENDING 12/31/2022

	ACTUAL LAST YEAR			ACTUAL THIS YEAR				ENCUMBRANCE	BUDGET	UNENCUMBERED BALANCE
	CURRENT MONTH	YEAR TO DATE	%	CURRENT MONTH	%	YEAR TO DATE	%			
EXPENDITURES										
TOTAL EXPENDITURES	0.00	0.00	0	0.00	0	0.00	0	0.00	0.00	0.00
NET CHANGE IN FUND BALANCE	0.00	0.00		0.00		0.00		0.00	0.00	0.00



FUND DEPT 5081-448 : NURSING HOME - SPEECH THERAPY

1/18/2023 12:50:01 PM

PERIOD ENDING 12/31/2022

	ACTUAL LAST YEAR			ACTUAL THIS YEAR				ENCUMBRANCE	BUDGET	UNENCUMBERED BALANCE
	CURRENT MONTH	YEAR TO DATE	%	CURRENT MONTH	%	YEAR TO DATE	%			
EXPENDITURES										
TOTAL EXPENDITURES	0.00	0.00	0	0.00	0	0.00	0	0.00	0.00	0.00
NET CHANGE IN FUND BALANCE	0.00	0.00		0.00		0.00		0.00	0.00	0.00



FUND DEPT 5081-450 : NURSING HOME - DIETARY

1/18/2023 12:50:01 PM

PERIOD ENDING 12/31/2022

	ACTUAL LAST YEAR			ACTUAL THIS YEAR				ENCUMBRANCE	BUDGET	UNENCUMBERED BALANCE
	CURRENT MONTH	YEAR TO DATE	%	CURRENT MONTH	%	YEAR TO DATE	%			
EXPENDITURES										
TOTAL EXPENDITURES	0.00	0.00	0	0.00	0	0.00	0	0.00	0.00	0.00
NET CHANGE IN FUND BALANCE	0.00	0.00		0.00		0.00		0.00	0.00	0.00



FUND DEPT 5081-455 : NURSING HOME - BEAUTY SHOP

1/18/2023 12:50:01 PM

PERIOD ENDING 12/31/2022

	ACTUAL LAST YEAR			ACTUAL THIS YEAR				ENCUMBRANCE	BUDGET	UNENCUMBERED BALANCE
	CURRENT MONTH	YEAR TO DATE	%	CURRENT MONTH	%	YEAR TO DATE	%			
EXPENDITURES										
TOTAL EXPENDITURES	0.00	0.00	0	0.00	0	0.00	0	0.00	0.00	0.00
NET CHANGE IN FUND BALANCE	0.00	0.00		0.00		0.00		0.00	0.00	0.00



FUND DEPT 5081-460 : NURSING HOME - ADULT DAY CARE

1/18/2023 12:50:01 PM

PERIOD ENDING 12/31/2022

	ACTUAL LAST YEAR			ACTUAL THIS YEAR				ENCUMBRANCE	BUDGET	UNENCUMBERED BALANCE
	CURRENT MONTH	YEAR TO DATE	%	CURRENT MONTH	%	YEAR TO DATE	%			
EXPENDITURES										
TOTAL EXPENDITURES	0.00	0.00	0	0.00	0	0.00	0	0.00	0.00	0.00
NET CHANGE IN FUND BALANCE	0.00	0.00		0.00		0.00		0.00	0.00	0.00



FUND DEPT 5081-462 : NURSING HOME - ALZHEIMERS UNIT

1/18/2023 12:50:01 PM

PERIOD ENDING 12/31/2022

	ACTUAL LAST YEAR			ACTUAL THIS YEAR				ENCUMBRANCE	BUDGET	UNENCUMBERED BALANCE
	CURRENT MONTH	YEAR TO DATE	%	CURRENT MONTH	%	YEAR TO DATE	%			
EXPENDITURES										
TOTAL EXPENDITURES	0.00	0.00	0	0.00	0	0.00	0	0.00	0.00	0.00
NET CHANGE IN FUND BALANCE	0.00	0.00		0.00		0.00		0.00	0.00	0.00



FUND DEPT 6476-118 : SELF-FUNDED INSURANCE - PROPERTY/LIABILITY INSUR

1/18/2023 12:50:01 PM

PERIOD ENDING 12/31/2022

	ACTUAL LAST YEAR			ACTUAL THIS YEAR				ENCUMBRANCE	BUDGET	UNENCUMBERED BALANCE
	CURRENT MONTH	YEAR TO DATE	%	CURRENT MONTH	%	YEAR TO DATE	%			
REVENUES										
4007 CHARGES FOR SERVICES	0.00	0.00	0	0.00	0	0.00	0	0.00	1,584,242.00	1,584,242.00
4009 MISCELLANEOUS REVENUES	58,269.73	66,853.73	0	0.00	0	20.00	0	0.00	0.00	-20.00
TOTAL REVENUES	58,269.73	66,853.73	4	0.00	0	20.00	0	0.00	1,584,242.00	1,584,222.00
EXPENDITURES										
5020 SERVICES	104,984.78	2,084,783.32	79	125,779.49	6	1,557,058.19	75	0.00	2,072,378.00	515,319.81
TOTAL EXPENDITURES	104,984.78	2,084,783.32	79	125,779.49	6	1,557,058.19	75	0.00	2,072,378.00	515,319.81
OTHER FINANCING SOURCES (USES)										
6001 OTHER FINANCING SOURCES	0.00	193,397.00	77	0.00	0	182,936.00	73	0.00	250,000.00	67,064.00
7001 OTHER FINANCING USES	-6,658.00	-6,658.00	100	0.00	0	0.00	0	0.00	-6,864.00	-6,864.00
TOTAL OTHER FINANCING SOURCES (USES)	-6,658.00	186,739.00		0.00		182,936.00		0.00	243,136.00	60,200.00
NET CHANGE IN FUND BALANCE	53,373.05	1,831,190.59		125,779.49		1,374,102.19		0.00	245,000.00	-1,129,102.19



FUND DEPT 6476-119 : SELF-FUNDED INSURANCE - WORKERS COMP INSURANCE

1/18/2023 12:50:01 PM

PERIOD ENDING 12/31/2022

	ACTUAL LAST YEAR			ACTUAL THIS YEAR				ENCUMBRANCE	BUDGET	UNENCUMBERED BALANCE
	CURRENT MONTH	YEAR TO DATE	%	CURRENT MONTH	%	YEAR TO DATE	%			
REVENUES										
4007 CHARGES FOR SERVICES	0.00	1,053,388.57	111	92,411.00	10	1,119,127.82	117	0.00	953,395.00	-165,732.82
4008 INVESTMENT EARNINGS	307.28	1,623.06	16	12,370.85	773	50,186.15	313 7	0.00	1,600.00	-48,586.15
4009 MISCELLANEOUS REVENUES	0.00	0.00	0	278.92	0	574.74	0	0.00	0.00	-574.74
TOTAL REVENUES	307.28	1,055,011.63	110	105,060.77	11	1,169,888.71	123	0.00	954,995.00	-214,893.71
EXPENDITURES										
5003 FRINGE BENEFITS	40,530.50	554,838.37	60	66,460.74	7	833,466.86	89	0.00	939,667.00	106,200.14
5010 COMMODITIES	0.00	106.18	99	0.00	0	0.00	0	0.00	0.00	0.00
5020 SERVICES	0.00	6,875.00	100	0.00	0	0.00	0	0.00	0.00	0.00
TOTAL EXPENDITURES	40,530.50	561,819.55	60	66,460.74	7	833,466.86	89	0.00	939,667.00	106,200.14
OTHER FINANCING SOURCES (USES)										
7001 OTHER FINANCING USES	-13,315.00	-13,315.00	100	0.00	0	0.00	0	0.00	-13,728.00	-13,728.00
TOTAL OTHER FINANCING SOURCES (USES)	-13,315.00	-13,315.00		0.00		0.00		0.00	-13,728.00	-13,728.00
NET CHANGE IN FUND BALANCE	53,538.22	-479,877.08		-38,600.03		-336,421.85		0.00	-1,600.00	334,821.85



FUND DEPT 6620-120 : HEALTH-LIFE INSURANCE - EMPLOYEE GROUP INSURANCE

1/18/2023 12:50:01 PM

PERIOD ENDING 12/31/2022

	ACTUAL LAST YEAR			ACTUAL THIS YEAR				ENCUMBRANCE	BUDGET	UNENCUMBERED BALANCE
	CURRENT MONTH	YEAR TO DATE	%	CURRENT MONTH	%	YEAR TO DATE	%			
REVENUES										
4007 CHARGES FOR SERVICES	535,194.35	6,641,801.75	0	521,830.89	0	6,057,860.14	0	0.00	0.00	-6,057,860.14
4008 INVESTMENT EARNINGS	3.62	17.68	0	1,749.56	0	6,479.03	0	0.00	0.00	-6,479.03
4009 MISCELLANEOUS REVENUES	0.00	32.50	0	0.00	0	48,322.17	1	0.00	7,425,950.00	7,377,627.83
TOTAL REVENUES	535,197.97	6,641,851.93	96	523,580.45	7	6,112,661.34	82	0.00	7,425,950.00	1,313,288.66
EXPENDITURES										
5003 FRINGE BENEFITS	532,615.72	6,701,294.06	96	1,063,293.85	14	6,516,495.91	88	0.00	7,406,250.00	889,754.09
5010 COMMODITIES	0.00	106.18	10	0.00	0	0.00	0	0.00	200.00	200.00
5020 SERVICES	0.00	0.00	0	15,250.00	78	15,250.00	78	0.00	19,500.00	4,250.00
TOTAL EXPENDITURES	532,615.72	6,701,400.24	96	1,078,543.85	15	6,531,745.91	88	0.00	7,425,950.00	894,204.09
OTHER FINANCING SOURCES (USES)										
TOTAL OTHER FINANCING SOURCES (USES)	0.00	0.00		0.00		0.00		0.00	0.00	0.00
NET CHANGE IN FUND BALANCE	-2,582.25	59,548.31		554,963.40		419,084.57		0.00	0.00	-419,084.57



FUND DEPT 7086-060 : TOWNSHIP MOTOR FUEL TAX - HIGHWAY

1/18/2023 12:50:01 PM

PERIOD ENDING 12/31/2022

	ACTUAL LAST YEAR			ACTUAL THIS YEAR				ENCUMBRANCE	BUDGET	UNENCUMBERED BALANCE
	CURRENT MONTH	YEAR TO DATE	%	CURRENT MONTH	%	YEAR TO DATE	%			
REVENUES										
4004 INTERGOVERNMENTAL REVENUE	377,872.78	2,998,258.17	0	267,729.77	0	2,853,036.29	0	0.00	0.00	-2,853,036.29
4008 INVESTMENT EARNINGS	83.30	1,243.75	0	50.45	0	58,810.05	0	0.00	0.00	-58,810.05
4009 MISCELLANEOUS REVENUES	0.00	3,633.18	0	318.60	0	318.60	0	0.00	0.00	-318.60
TOTAL REVENUES	377,956.08	3,003,135.10	0	268,098.82	0	2,912,164.94	0	0.00	0.00	-2,912,164.94
EXPENDITURES										
5020 SERVICES	82,127.99	2,336,335.35	0	89,174.56	1	2,319,483.43	15	0.00	15,000,000.00	12,680,516.57
TOTAL EXPENDITURES	82,127.99	2,336,335.35	0	89,174.56	1	2,319,483.43	15	0.00	15,000,000.00	12,680,516.57
NET CHANGE IN FUND BALANCE	-295,828.09	-666,799.75		-178,924.26		-592,681.51		0.00	15,000,000.00	15,592,681.51



FUND DEPT 7087-060 : TOWNSHIP BRIDGE - HIGHWAY

1/18/2023 12:50:01 PM

PERIOD ENDING 12/31/2022

	ACTUAL LAST YEAR			ACTUAL THIS YEAR				ENCUMBRANCE	BUDGET	UNENCUMBERED BALANCE
	CURRENT MONTH	YEAR TO DATE	%	CURRENT MONTH	%	YEAR TO DATE	%			
REVENUES										
4004 INTERGOVERNMENTAL REVENUE	0.00	278,698.80	0	0.00	0	767,364.50	0	0.00	0.00	-767,364.50
4008 INVESTMENT EARNINGS	4.92	75.79	0	1.08	0	7,869.85	0	0.00	0.00	-7,869.85
TOTAL REVENUES	4.92	278,774.59	0	1.08	0	775,234.35	0	0.00	0.00	-775,234.35
EXPENDITURES										
8000 CAPITAL OUTLAY	30,118.37	324,240.80	0	74,000.00	1	809,045.75	16	0.00	5,000,000.00	4,190,954.25
TOTAL EXPENDITURES	30,118.37	324,240.80	0	74,000.00	1	809,045.75	16	0.00	5,000,000.00	4,190,954.25
NET CHANGE IN FUND BALANCE	30,113.45	45,466.21		73,998.92		33,811.40		0.00	5,000,000.00	4,966,188.60



FUND DEPT 7097-026 : ESTATE - COUNTY TREASURER

1/18/2023 12:50:01 PM

PERIOD ENDING 12/31/2022

	ACTUAL LAST YEAR			ACTUAL THIS YEAR				ENCUMBRANCE	BUDGET	UNENCUMBERED BALANCE
	CURRENT MONTH	YEAR TO DATE	%	CURRENT MONTH	%	YEAR TO DATE	%			
REVENUES										
4008 INVESTMENT EARNINGS	2.41	13.10	0	3,914.76	0	3,914.76	0	0.00	0.00	-3,914.76
TOTAL REVENUES	2.41	13.10	0	3,914.76	0	3,914.76	0	0.00	0.00	-3,914.76
NET CHANGE IN FUND BALANCE	-2.41	-13.10		-3,914.76		-3,914.76		0.00	0.00	3,914.76



FUND DEPT 7667-026 : PROPERTY CONDEMNATIONS - COUNTY TREASURER

1/18/2023 12:50:01 PM

PERIOD ENDING 12/31/2022

	ACTUAL LAST YEAR			ACTUAL THIS YEAR				ENCUMBRANCE	BUDGET	UNENCUMBERED BALANCE
	CURRENT MONTH	YEAR TO DATE	%	CURRENT MONTH	%	YEAR TO DATE	%			
REVENUES										
4008 INVESTMENT EARNINGS	14.94	81.36	0	0.00	0	1,237.95	0	0.00	0.00	-1,237.95
TOTAL REVENUES	14.94	81.36	0	0.00	0	1,237.95	0	0.00	0.00	-1,237.95
OTHER FINANCING SOURCES (USES)										
TOTAL OTHER FINANCING SOURCES (USES)	0.00	0.00		0.00		0.00		0.00	0.00	0.00
NET CHANGE IN FUND BALANCE	-14.94	-81.36		0.00		-1,237.95		0.00	0.00	1,237.95



FUND DEPT 7687-040 : SHERIFF FORECLOSURES - SHERIFF

1/18/2023 12:50:01 PM

PERIOD ENDING 12/31/2022

	ACTUAL LAST YEAR			ACTUAL THIS YEAR				ENCUMBRANCE	BUDGET	UNENCUMBERED BALANCE
	CURRENT MONTH	YEAR TO DATE	%	CURRENT MONTH	%	YEAR TO DATE	%			
REVENUES										
4008 INVESTMENT EARNINGS	23.25	130.74	0	682.45	0	6,127.21	0	0.00	0.00	-6,127.21
TOTAL REVENUES	23.25	130.74	0	682.45	0	6,127.21	0	0.00	0.00	-6,127.21
OTHER FINANCING SOURCES (USES)										
6001 OTHER FINANCING SOURCES	128,320.61	1,736,797.61	0	28,200.00	0	74,200.00	0	0.00	0.00	-74,200.00
TOTAL OTHER FINANCING SOURCES (USES)	128,320.61	1,736,797.61		28,200.00		74,200.00		0.00	0.00	-74,200.00
NET CHANGE IN FUND BALANCE	-128,343.86	-1,736,928.35		-28,882.45		-80,327.21		0.00	0.00	80,327.21



FUND DEPT 7699-020 : GARNISHMENTS - AUDITOR

1/18/2023 12:50:01 PM

PERIOD ENDING 12/31/2022

	ACTUAL LAST YEAR			ACTUAL THIS YEAR				ENCUMBRANCE	BUDGET	UNENCUMBERED BALANCE
	CURRENT MONTH	YEAR TO DATE	%	CURRENT MONTH	%	YEAR TO DATE	%			
REVENUES										
4008 INVESTMENT EARNINGS	0.28	1.49	0	0.00	0	0.00	0	0.00	0.00	0.00
TOTAL REVENUES	0.28	1.49	0	0.00	0	0.00	0	0.00	0.00	0.00
OTHER FINANCING SOURCES (USES)										
6001 OTHER FINANCING SOURCES	11,022.63	101,856.25	0	0.01	0	51,644.13	0	0.00	0.00	-51,644.13
TOTAL OTHER FINANCING SOURCES (USES)	11,022.63	101,856.25		0.01		51,644.13		0.00	0.00	-51,644.13
NET CHANGE IN FUND BALANCE	-11,022.91	-101,857.74		-0.01		-51,644.13		0.00	0.00	51,644.13



PERIOD ENDING 12/31/2022

	ACTUAL LAST YEAR			ACTUAL THIS YEAR				ENCUMBRANCE	BUDGET	UNENCUMBERED BALANCE
	CURRENT MONTH	YEAR TO DATE	%	CURRENT MONTH	%	YEAR TO DATE	%			
REVENUES										
4004 INTERGOVERNMENTAL REVENUE	41,055.90	388,980.14	71	76,402.75	14	499,277.37	91	0.00	548,689.00	49,411.63
4007 CHARGES FOR SERVICES	3,386.06	38,319.81	71	5,295.52	10	62,538.42	114	0.00	55,000.00	-7,538.42
4008 INVESTMENT EARNINGS	29.32	157.59	3	1,610.08	322	6,922.11	138 4	0.00	500.00	-6,422.11
4009 MISCELLANEOUS REVENUES	41.75	6,063.00	45	0.00	0	8,500.14	68	0.00	12,500.00	3,999.86
TOTAL REVENUES	44,513.03	433,520.54	70	83,308.35	14	577,238.04	94	0.00	616,689.00	39,450.96
EXPENDITURES										
5001 SALARIES AND WAGES	29,340.21	369,031.96	98	49,005.46	12	389,142.88	98	0.00	395,343.00	6,200.12
5003 FRINGE BENEFITS	6,489.36	81,012.27	75	15,817.80	12	100,631.86	76	0.00	131,952.00	31,320.14
5010 COMMODITIES	212.02	1,210.04	24	893.05	18	2,106.06	43	0.00	4,950.00	2,843.94
5020 SERVICES	274.06	14,593.33	21	33,456.90	46	51,258.94	70	0.00	73,415.00	22,156.06
TOTAL EXPENDITURES	36,315.65	465,847.60	83	99,173.21	16	543,139.74	90	0.00	605,660.00	62,520.26
OTHER FINANCING SOURCES (USES)										
7001 OTHER FINANCING USES	0.00	-58,198.00	97	0.00	0	0.00	0	0.00	-60,750.00	-60,750.00
TOTAL OTHER FINANCING SOURCES (USES)	0.00	-58,198.00		0.00		0.00		0.00	-60,750.00	-60,750.00
NET CHANGE IN FUND BALANCE	-8,197.38	90,525.06		15,864.86		-34,098.30		0.00	49,721.00	83,819.30



FUND DEPT 8850-112 : GEOG INF SYS JOINT VENTUR - CAPITAL/TECHNOLOGY PURCH

1/18/2023 12:50:01 PM

PERIOD ENDING 12/31/2022

	ACTUAL LAST YEAR			ACTUAL THIS YEAR				ENCUMBRANCE	BUDGET	UNENCUMBERED BALANCE
	CURRENT MONTH	YEAR TO DATE	%	CURRENT MONTH	%	YEAR TO DATE	%			
REVENUES										
TOTAL REVENUES	0.00	0.00	0	0.00	0	0.00	0	0.00	0.00	0.00
EXPENDITURES										
5010 COMMODITIES	0.00	3,996.75	39	3,378.99	18	7,602.69	40	0.00	19,100.00	11,497.31
5020 SERVICES	0.00	50,388.62	82	-566.01	-1	53,293.59	83	0.00	63,875.00	10,581.41
TOTAL EXPENDITURES	0.00	54,385.37	76	2,812.98	3	60,896.28	73	0.00	82,975.00	22,078.72
OTHER FINANCING SOURCES (USES)										
6001 OTHER FINANCING SOURCES	0.00	57,000.00	100	0.00	0	0.00	0	0.00	57,500.00	57,500.00
TOTAL OTHER FINANCING SOURCES (USES)	0.00	57,000.00		0.00		0.00		0.00	57,500.00	57,500.00
NET CHANGE IN FUND BALANCE	0.00	-2,614.63		2,812.98		60,896.28		0.00	25,475.00	-35,421.28



FUND DEPT 8850-672 : GEOG INF SYS JOINT VENTUR - AERIAL PHOTOGRAPHY PROJ

1/18/2023 12:50:01 PM

PERIOD ENDING 12/31/2022

	ACTUAL LAST YEAR			ACTUAL THIS YEAR				ENCUMBRANCE	BUDGET	UNENCUMBERED BALANCE
	CURRENT MONTH	YEAR TO DATE	%	CURRENT MONTH	%	YEAR TO DATE	%			
REVENUES										
4004 INTERGOVERNMENTAL REVENUE	3,016.25	25,876.25	82	0.00	0	34,607.50	109	0.00	31,750.00	-2,857.50
TOTAL REVENUES	3,016.25	25,876.25	82	0.00	0	34,607.50	109	0.00	31,750.00	-2,857.50
EXPENDITURES										
TOTAL EXPENDITURES	0.00	0.00	0	0.00	0	0.00	0	0.00	0.00	0.00
NET CHANGE IN FUND BALANCE	-3,016.25	-25,876.25		0.00		-34,607.50		0.00	-31,750.00	2,857.50