



FUND DEPT 1080-000 : GENERAL CORPORATE - UNDEFINED

4/11/2022 8:02:19 AM

PERIOD ENDING 3/31/2022

	ACTUAL LAST YEAR			ACTUAL THIS YEAR				ENCUMBRANCE	BUDGET	UNENCUMBERED BALANCE
	CURRENT MONTH	YEAR TO DATE	%	CURRENT MONTH	%	YEAR TO DATE	%			
REVENUES										
TOTAL REVENUES	0.00	0.00	0	0.00	0	0.00	0	0.00	0.00	0.00
NET CHANGE IN FUND BALANCE	0.00	0.00		0.00		0.00		0.00	0.00	0.00



FUND DEPT 1080-010 : GENERAL CORPORATE - COUNTY BOARD

4/11/2022 8:02:19 AM

PERIOD ENDING 3/31/2022

	ACTUAL LAST YEAR			ACTUAL THIS YEAR				ENCUMBRANCE	BUDGET	UNENCUMBERED BALANCE
	CURRENT MONTH	YEAR TO DATE	%	CURRENT MONTH	%	YEAR TO DATE	%			
REVENUES										
4006 LICENSES AND PERMITS	0.00	0.00	0	0.00	0	0.00	0	0.00	28,000.00	28,000.00
4007 CHARGES FOR SERVICES	2.92	5.66	2	0.00	0	0.00	0	0.00	300.00	300.00
4009 MISCELLANEOUS REVENUES	0.00	0.00	0	0.00	0	0.00	0	0.00	1,000.00	1,000.00
4010 RENTS AND ROYALTIES	0.00	0.00	0	0.00	0	0.00	0	0.00	396,000.00	396,000.00
TOTAL REVENUES	2.92	5.66	0	0.00	0	0.00	0	0.00	425,300.00	425,300.00
EXPENDITURES										
5001 SALARIES AND WAGES	4,823.08	15,909.24	18	0.00	0	1,361.54	1	0.00	169,000.00	167,638.46
5003 FRINGE BENEFITS	0.00	0.00	0	0.00	0	0.00	0	0.00	4,000.00	4,000.00
5010 COMMODITIES	0.00	0.00	0	0.00	0	0.00	0	0.00	500.00	500.00
5020 SERVICES	4,744.16	58,906.14	47	2,502.00	2	42,641.45	42	0.00	101,535.00	58,893.55
TOTAL EXPENDITURES	9,567.24	74,815.38	34	2,502.00	1	44,002.99	16	0.00	275,035.00	231,032.01
NET CHANGE IN FUND BALANCE	9,564.32	74,809.72		2,502.00		44,002.99		0.00	-150,265.00	-194,267.99



FUND DEPT 1080-012 : GENERAL CORPORATE - TORNADO SIRENS

4/11/2022 8:02:19 AM

PERIOD ENDING 3/31/2022

	ACTUAL LAST YEAR			ACTUAL THIS YEAR				ENCUMBRANCE	BUDGET	UNENCUMBERED BALANCE
	CURRENT MONTH	YEAR TO DATE	%	CURRENT MONTH	%	YEAR TO DATE	%			
REVENUES										
4004 INTERGOVERNMENTAL REVENUE	1,725.58	7,102.33	65	0.00	0	3,990.00	100	0.00	4,000.00	10.00
TOTAL REVENUES	1,725.58	7,102.33	65	0.00	0	3,990.00	100	0.00	4,000.00	10.00
EXPENDITURES										
5020 SERVICES	0.00	3,800.00	100	0.00	0	3,990.00	100	0.00	4,000.00	10.00
TOTAL EXPENDITURES	0.00	3,800.00	35	0.00	0	3,990.00	100	0.00	4,000.00	10.00
NET CHANGE IN FUND BALANCE	-1,725.58	-3,302.33		0.00		0.00		0.00	0.00	0.00



FUND DEPT 1080-013 : GENERAL CORPORATE - DEBT SERVICE

4/11/2022 8:02:19 AM

PERIOD ENDING 3/31/2022

	ACTUAL LAST YEAR			ACTUAL THIS YEAR				ENCUMBRANCE	BUDGET	UNENCUMBERED BALANCE
	CURRENT MONTH	YEAR TO DATE	%	CURRENT MONTH	%	YEAR TO DATE	%			
REVENUES										
TOTAL REVENUES	0.00	0.00	0	0.00	0	0.00	0	0.00	0.00	0.00
EXPENDITURES										
TOTAL EXPENDITURES	0.00	0.00	0	0.00	0	0.00	0	0.00	0.00	0.00
OTHER FINANCING SOURCES (USES)										
TOTAL OTHER FINANCING SOURCES (USES)	0.00	0.00		0.00		0.00		0.00	0.00	0.00
NET CHANGE IN FUND BALANCE	0.00	0.00		0.00		0.00		0.00	0.00	0.00



FUND DEPT 1080-016 : GENERAL CORPORATE - ADMINISTRATIVE SERVICES

4/11/2022 8:02:19 AM

PERIOD ENDING 3/31/2022

	ACTUAL LAST YEAR			ACTUAL THIS YEAR				ENCUMBRANCE	BUDGET	UNENCUMBERED BALANCE
	CURRENT MONTH	YEAR TO DATE	%	CURRENT MONTH	%	YEAR TO DATE	%			
REVENUES										
4004 INTERGOVERNMENTAL REVENUE	3,100.14	4,152.30	52	0.00	0	0.00	0	0.00	7,000.00	7,000.00
4009 MISCELLANEOUS REVENUES	0.00	0.00	0	0.00	0	0.00	0	0.00	3,000.00	3,000.00
TOTAL REVENUES	3,100.14	4,152.30	38	0.00	0	0.00	0	0.00	10,000.00	10,000.00
EXPENDITURES										
5001 SALARIES AND WAGES	51,246.41	136,073.25	19	0.00	0	15,901.20	2	0.00	655,085.00	639,183.80
5010 COMMODITIES	281.55	50,942.74	21	801.85	0	1,119.35	0	0.00	322,250.00	321,130.65
5020 SERVICES	1,439.36	4,533.02	15	1,820.47	6	3,198.27	11	0.00	29,050.00	25,851.73
TOTAL EXPENDITURES	52,967.32	191,549.01	20	2,622.32	0	20,218.82	2	0.00	1,006,385.00	986,166.18
OTHER FINANCING SOURCES (USES)										
6001 OTHER FINANCING SOURCES	426.03	1,008.94	4	0.00	0	0.00	0	0.00	28,592.00	28,592.00
TOTAL OTHER FINANCING SOURCES (USES)	426.03	1,008.94		0.00		0.00		0.00	28,592.00	28,592.00
NET CHANGE IN FUND BALANCE	49,441.15	186,387.77		2,622.32		20,218.82		0.00	967,793.00	947,574.18



FUND DEPT 1080-017 : GENERAL CORPORATE - COOPERATIVE EXTENSION SRV

4/11/2022 8:02:19 AM

PERIOD ENDING 3/31/2022

	ACTUAL LAST YEAR			ACTUAL THIS YEAR				ENCUMBRANCE	BUDGET	UNENCUMBERED BALANCE
	CURRENT MONTH	YEAR TO DATE	%	CURRENT MONTH	%	YEAR TO DATE	%			
REVENUES										
4001 PROPERTY TAX	0.00	0.00	0	0.00	0	0.00	0	0.00	441,499.00	441,499.00
TOTAL REVENUES	0.00	0.00	0	0.00	0	0.00	0	0.00	441,499.00	441,499.00
EXPENDITURES										
5020 SERVICES	0.00	0.00	0	0.00	0	0.00	0	0.00	441,499.00	441,499.00
TOTAL EXPENDITURES	0.00	0.00	0	0.00	0	0.00	0	0.00	441,499.00	441,499.00
NET CHANGE IN FUND BALANCE	0.00	0.00		0.00		0.00		0.00	0.00	0.00



FUND DEPT 1080-020 : GENERAL CORPORATE - AUDITOR

4/11/2022 8:02:19 AM

PERIOD ENDING 3/31/2022

	ACTUAL LAST YEAR			ACTUAL THIS YEAR				ENCUMBRANCE	BUDGET	UNENCUMBERED BALANCE
	CURRENT MONTH	YEAR TO DATE	%	CURRENT MONTH	%	YEAR TO DATE	%			
REVENUES										
4004 INTERGOVERNMENTAL REVENUE	6,500.00	6,500.00	100	0.00	0	0.00	0	0.00	6,500.00	6,500.00
4007 CHARGES FOR SERVICES	0.00	0.00	0	0.00	0	0.00	0	0.00	115,000.00	115,000.00
4009 MISCELLANEOUS REVENUES	0.00	0.00	0	250.46	2	676.30	6	0.00	12,000.00	11,323.70
TOTAL REVENUES	6,500.00	6,500.00	6	250.46	0	676.30	1	0.00	133,500.00	132,823.70
EXPENDITURES										
5001 SALARIES AND WAGES	34,753.05	87,021.29	23	0.00	0	8,558.24	2	0.00	384,576.00	376,017.76
5010 COMMODITIES	55.49	62.78	2	0.00	0	149.92	4	0.00	3,648.00	3,498.08
5020 SERVICES	49.00	1,675.67	15	0.00	0	2,456.09	21	0.00	11,486.00	9,029.91
TOTAL EXPENDITURES	34,857.54	88,759.74	23	0.00	0	11,164.25	3	0.00	399,710.00	388,545.75
NET CHANGE IN FUND BALANCE	28,357.54	82,259.74		-250.46		10,487.95		0.00	266,210.00	255,722.05



FUND DEPT 1080-021 : GENERAL CORPORATE - BOARD OF REVIEW

4/11/2022 8:02:19 AM

PERIOD ENDING 3/31/2022

	ACTUAL LAST YEAR			ACTUAL THIS YEAR				ENCUMBRANCE	BUDGET	UNENCUMBERED BALANCE
	CURRENT MONTH	YEAR TO DATE	%	CURRENT MONTH	%	YEAR TO DATE	%			
REVENUES										
TOTAL REVENUES	0.00	0.00	0	0.00	0	0.00	0	0.00	0.00	0.00
EXPENDITURES										
5001 SALARIES AND WAGES	10,300.46	28,487.90	22	0.00	0	5,141.85	4	0.00	135,665.00	130,523.15
5010 COMMODITIES	0.00	0.00	0	-6.39	-1	0.00	0	0.00	1,150.00	1,150.00
5020 SERVICES	0.00	370.00	6	0.00	0	700.00	14	0.00	4,850.00	4,150.00
TOTAL EXPENDITURES	10,300.46	28,857.90	21	-6.39	0	5,841.85	4	0.00	141,665.00	135,823.15
NET CHANGE IN FUND BALANCE	10,300.46	28,857.90		-6.39		5,841.85		0.00	141,665.00	135,823.15



FUND DEPT 1080-022 : GENERAL CORPORATE - COUNTY CLERK

4/11/2022 8:02:19 AM

PERIOD ENDING 3/31/2022

	ACTUAL LAST YEAR			ACTUAL THIS YEAR				ENCUMBRANCE	BUDGET	UNENCUMBERED BALANCE
	CURRENT MONTH	YEAR TO DATE	%	CURRENT MONTH	%	YEAR TO DATE	%			
REVENUES										
4004 INTERGOVERNMENTAL REVENUE	0.00	0.00	0	0.00	0	0.00	0	0.00	51,815.00	51,815.00
4006 LICENSES AND PERMITS	3,710.00	6,850.00	8	3,290.00	4	7,735.00	9	0.00	81,900.00	74,165.00
4007 CHARGES FOR SERVICES	28,793.40	54,449.40	16	24,834.02	7	51,478.15	15	0.00	340,000.00	288,521.85
4008 INVESTMENT EARNINGS	21.41	31.12	8	13.90	7	29.16	15	0.00	200.00	170.84
4009 MISCELLANEOUS REVENUES	0.00	0.00	0	0.00	0	0.00	0	0.00	20.00	20.00
TOTAL REVENUES	32,524.81	61,330.52	13	28,137.92	6	59,242.31	13	0.00	473,935.00	414,692.69
EXPENDITURES										
5001 SALARIES AND WAGES	66,988.33	191,757.82	24	0.00	0	15,821.94	2	0.00	852,708.00	836,886.06
5010 COMMODITIES	18,746.25	22,327.73	31	3,734.51	5	13,745.95	17	0.00	81,320.00	67,574.05
5020 SERVICES	26,331.63	85,891.38	32	4,548.80	1	99,957.33	24	0.00	416,929.00	316,971.67
8000 CAPITAL OUTLAY	0.00	76,440.00	81	1,479.93	1	2,077.92	1	209,950.00	225,000.00	222,922.08
TOTAL EXPENDITURES	112,066.21	376,416.93	30	9,763.24	1	131,603.14	8	209,950.00	1,575,957.00	1,444,353.86
OTHER FINANCING SOURCES (USES)										
TOTAL OTHER FINANCING SOURCES (USES)	0.00	0.00		0.00		0.00		0.00	0.00	0.00
NET CHANGE IN FUND BALANCE	79,541.40	315,086.41		-18,374.68		72,360.83		209,950.00	1,102,022.00	1,029,661.17



FUND DEPT 1080-023 : GENERAL CORPORATE - RECORDER

4/11/2022 8:02:19 AM

PERIOD ENDING 3/31/2022

	ACTUAL LAST YEAR			ACTUAL THIS YEAR				ENCUMBRANCE	BUDGET	UNENCUMBERED BALANCE
	CURRENT MONTH	YEAR TO DATE	%	CURRENT MONTH	%	YEAR TO DATE	%			
REVENUES										
4006 LICENSES AND PERMITS	121,020.00	275,417.25	18	169,847.25	11	634,357.50	42	0.00	1,500,000.00	865,642.50
4007 CHARGES FOR SERVICES	129,724.50	290,887.00	31	91,396.00	9	225,359.50	22	0.00	1,005,000.00	779,640.50
4009 MISCELLANEOUS REVENUES	3,145.53	3,554.43	71	5,207.45	65	8,941.20	112	0.00	8,000.00	-941.20
TOTAL REVENUES	253,890.03	569,858.68	23	266,450.70	11	868,658.20	35	0.00	2,513,000.00	1,644,341.80
EXPENDITURES										
5001 SALARIES AND WAGES	13,495.84	39,201.12	21	0.00	0	2,980.88	2	0.00	155,600.00	152,619.12
5010 COMMODITIES	40,623.00	126,850.00	13	27.90	0	323,937.40	32	0.00	1,000,000.00	676,062.60
5020 SERVICES	17,001.00	35,595.00	20	0.00	0	30,505.00	16	0.00	186,330.00	155,825.00
TOTAL EXPENDITURES	71,119.84	201,646.12	15	27.90	0	357,423.28	27	0.00	1,341,930.00	984,506.72
NET CHANGE IN FUND BALANCE	-182,770.19	-368,212.56		-266,422.80		-511,234.92		0.00	-1,171,070.00	-659,835.08



FUND DEPT 1080-025 : GENERAL CORPORATE - SUPERVISOR OF ASSESSMENT

4/11/2022 8:02:19 AM

PERIOD ENDING 3/31/2022

	ACTUAL LAST YEAR			ACTUAL THIS YEAR				ENCUMBRANCE	BUDGET	UNENCUMBERED BALANCE
	CURRENT MONTH	YEAR TO DATE	%	CURRENT MONTH	%	YEAR TO DATE	%			
REVENUES										
4004 INTERGOVERNMENTAL REVENUE	3,522.84	10,284.08	23	0.00	0	0.00	0	0.00	45,500.00	45,500.00
4009 MISCELLANEOUS REVENUES	100.00	100.00	25	0.00	0	0.00	0	0.00	300.00	300.00
TOTAL REVENUES	3,622.84	10,384.08	23	0.00	0	0.00	0	0.00	45,800.00	45,800.00
EXPENDITURES										
5001 SALARIES AND WAGES	25,014.25	70,039.87	21	0.00	0	6,363.06	2	0.00	333,877.00	327,513.94
5010 COMMODITIES	127.73	825.67	15	261.97	4	1,191.74	20	0.00	5,840.00	4,648.26
5020 SERVICES	626.23	3,082.60	8	137.38	0	1,581.48	3	0.00	55,410.00	53,828.52
TOTAL EXPENDITURES	25,768.21	73,948.14	20	399.35	0	9,136.28	2	0.00	395,127.00	385,990.72
NET CHANGE IN FUND BALANCE	22,145.37	63,564.06		399.35		9,136.28		0.00	349,327.00	340,190.72



FUND DEPT 1080-026 : GENERAL CORPORATE - COUNTY TREASURER

4/11/2022 8:02:19 AM

PERIOD ENDING 3/31/2022

	ACTUAL LAST YEAR			ACTUAL THIS YEAR				ENCUMBRANCE	BUDGET	UNENCUMBERED BALANCE
	CURRENT MONTH	YEAR TO DATE	%	CURRENT MONTH	%	YEAR TO DATE	%			
REVENUES										
4001 PROPERTY TAX	170.00	870.00	0	849.83	0	849.83	0	0.00	670,000.00	669,150.17
4004 INTERGOVERNMENTAL REVENUE	1,205.83	6,441.77	39	0.00	0	0.00	0	0.00	14,000.00	14,000.00
4008 INVESTMENT EARNINGS	23.85	23.85	0	25.17	0	25.17	0	0.00	7,000.00	6,974.83
TOTAL REVENUES	1,399.68	7,335.62	1	875.00	0	875.00	0	0.00	691,000.00	690,125.00
EXPENDITURES										
5001 SALARIES AND WAGES	20,546.39	60,592.90	22	0.00	0	7,278.85	3	0.00	289,540.00	282,261.15
5010 COMMODITIES	447.66	447.66	6	985.80	16	1,694.90	27	0.00	6,260.00	4,565.10
5020 SERVICES	403.65	474.04	1	1,848.15	4	1,874.15	4	0.00	48,750.00	46,875.85
TOTAL EXPENDITURES	21,397.70	61,514.60	18	2,833.95	1	10,847.90	3	0.00	344,550.00	333,702.10
NET CHANGE IN FUND BALANCE	19,998.02	54,178.98		1,958.95		9,972.90		0.00	-346,450.00	-356,422.90



FUND DEPT 1080-028 : GENERAL CORPORATE - INFORMATION TECHNOLOGY (IT)

4/11/2022 8:02:19 AM

PERIOD ENDING 3/31/2022

	ACTUAL LAST YEAR			ACTUAL THIS YEAR				ENCUMBRANCE	BUDGET	UNENCUMBERED BALANCE
	CURRENT MONTH	YEAR TO DATE	%	CURRENT MONTH	%	YEAR TO DATE	%			
REVENUES										
4004 INTERGOVERNMENTAL REVENUE	2,585.00	2,585.00	18	400.00	8	400.00	8	0.00	4,800.00	4,400.00
4007 CHARGES FOR SERVICES	0.00	0.00	0	0.00	0	0.00	0	0.00	45,600.00	45,600.00
TOTAL REVENUES	2,585.00	2,585.00	4	400.00	1	400.00	1	0.00	50,400.00	50,000.00
EXPENDITURES										
5001 SALARIES AND WAGES	46,905.00	132,392.02	20	0.00	0	13,653.61	2	0.00	716,904.00	703,250.39
5010 COMMODITIES	4,783.48	7,324.90	10	3,086.21	4	10,134.08	14	0.00	71,716.00	61,581.92
5020 SERVICES	19,099.89	54,055.50	14	6,249.35	2	50,455.21	14	0.00	372,302.00	321,846.79
TOTAL EXPENDITURES	70,788.37	193,772.42	17	9,335.56	1	74,242.90	6	0.00	1,160,922.00	1,086,679.10
OTHER FINANCING SOURCES (USES)										
TOTAL OTHER FINANCING SOURCES (USES)	0.00	0.00		0.00		0.00		0.00	0.00	0.00
NET CHANGE IN FUND BALANCE	68,203.37	191,187.42		8,935.56		73,842.90		0.00	1,110,522.00	1,036,679.10



FUND DEPT 1080-030 : GENERAL CORPORATE - CIRCUIT CLERK

4/11/2022 8:02:19 AM

PERIOD ENDING 3/31/2022

	ACTUAL LAST YEAR			ACTUAL THIS YEAR				ENCUMBRANCE	BUDGET	UNENCUMBERED BALANCE
	CURRENT MONTH	YEAR TO DATE	%	CURRENT MONTH	%	YEAR TO DATE	%			
REVENUES										
4004 INTERGOVERNMENTAL REVENUE	2,708.33	2,708.33	42	0.00	0	0.00	0	0.00	6,500.00	6,500.00
4007 CHARGES FOR SERVICES	96,597.86	199,006.68	13	0.00	0	0.00	0	0.00	1,278,670.00	1,278,670.00
4008 INVESTMENT EARNINGS	837.83	1,000.82	4	0.00	0	0.00	0	0.00	0.00	0.00
4009 MISCELLANEOUS REVENUES	0.00	0.00	0	0.00	0	0.00	0	0.00	8,000.00	8,000.00
TOTAL REVENUES	100,144.02	202,715.83	13	0.00	0	0.00	0	0.00	1,293,170.00	1,293,170.00
EXPENDITURES										
5001 SALARIES AND WAGES	94,423.63	261,022.91	21	0.00	0	21,970.87	2	0.00	1,211,433.00	1,189,462.13
5010 COMMODITIES	-26.58	0.00	0	3,184.75	19	5,250.76	32	0.00	16,665.00	11,414.24
5020 SERVICES	1,641.92	3,639.17	15	2,132.40	4	7,841.33	16	0.00	48,743.00	40,901.67
TOTAL EXPENDITURES	96,038.97	264,662.08	20	5,317.15	0	35,062.96	3	0.00	1,276,841.00	1,241,778.04
NET CHANGE IN FUND BALANCE	-4,105.05	61,946.25		5,317.15		35,062.96		0.00	-16,329.00	-51,391.96



FUND DEPT 1080-031 : GENERAL CORPORATE - CIRCUIT COURT

4/11/2022 8:02:19 AM

PERIOD ENDING 3/31/2022

	ACTUAL LAST YEAR			ACTUAL THIS YEAR				ENCUMBRANCE	BUDGET	UNENCUMBERED BALANCE
	CURRENT MONTH	YEAR TO DATE	%	CURRENT MONTH	%	YEAR TO DATE	%			
REVENUES										
TOTAL REVENUES	0.00	0.00	0	0.00	0	0.00	0	0.00	0.00	0.00
EXPENDITURES										
5001 SALARIES AND WAGES	54,007.55	138,866.17	22	0.00	0	12,004.60	2	0.00	628,073.00	616,068.40
5010 COMMODITIES	996.14	2,281.59	14	29.39	0	851.34	8	0.00	10,486.00	9,634.66
5020 SERVICES	44,639.10	103,424.30	20	46,686.79	11	111,545.93	26	0.00	430,193.00	318,647.07
TOTAL EXPENDITURES	99,642.79	244,572.06	21	46,716.18	4	124,401.87	12	0.00	1,068,752.00	944,350.13
OTHER FINANCING SOURCES (USES)										
TOTAL OTHER FINANCING SOURCES (USES)	0.00	0.00		0.00		0.00		0.00	0.00	0.00
NET CHANGE IN FUND BALANCE	99,642.79	244,572.06		46,716.18		124,401.87		0.00	1,068,752.00	944,350.13




FUND DEPT 1080-032 : GENERAL CORPORATE - JURY COMMISSION

4/11/2022 8:02:19 AM

PERIOD ENDING 3/31/2022

	ACTUAL LAST YEAR			ACTUAL THIS YEAR				ENCUMBRANCE	BUDGET	UNENCUMBERED BALANCE
	CURRENT MONTH	YEAR TO DATE	%	CURRENT MONTH	%	YEAR TO DATE	%			
REVENUES										
TOTAL REVENUES	0.00	0.00	0	0.00	0	0.00	0	0.00	0.00	0.00
EXPENDITURES										
5001 SALARIES AND WAGES	3,270.62	9,213.13	19	0.00	0	1,016.29	2	0.00	46,852.00	45,835.71
5010 COMMODITIES	13.74	640.61	12	428.70	5	1,184.04	14	0.00	8,500.00	7,315.96
5020 SERVICES	0.00	9,203.00	77	11,608.80	10	21,547.80	18	0.00	120,408.00	98,860.20
TOTAL EXPENDITURES	3,284.36	19,056.74	29	12,037.50	7	23,748.13	14	0.00	175,760.00	152,011.87
NET CHANGE IN FUND BALANCE	3,284.36	19,056.74		12,037.50		23,748.13		0.00	175,760.00	152,011.87



FUND DEPT 1080-036 : GENERAL CORPORATE - PUBLIC DEFENDER

4/11/2022 8:02:19 AM

PERIOD ENDING 3/31/2022

	ACTUAL LAST YEAR			ACTUAL THIS YEAR				ENCUMBRANCE	BUDGET	UNENCUMBERED BALANCE
	CURRENT MONTH	YEAR TO DATE	%	CURRENT MONTH	%	YEAR TO DATE	%			
REVENUES										
4004 INTERGOVERNMENTAL REVENUE	8,947.11	26,841.33	26	0.00	0	0.00	0	0.00	110,061.00	110,061.00
4007 CHARGES FOR SERVICES	5,517.00	12,779.37	24	0.00	0	0.00	0	0.00	55,000.00	55,000.00
TOTAL REVENUES	14,464.11	39,620.70	25	0.00	0	0.00	0	0.00	165,061.00	165,061.00
EXPENDITURES										
5001 SALARIES AND WAGES	93,302.40	266,110.72	22	0.00	0	28,172.90	2	0.00	1,361,308.00	1,333,135.10
5010 COMMODITIES	841.07	1,667.76	25	788.98	8	2,361.65	23	0.00	10,221.00	7,859.35
5020 SERVICES	2,017.44	7,661.36	42	604.90	3	6,715.49	29	0.00	22,815.00	16,099.51
TOTAL EXPENDITURES	96,160.91	275,439.84	22	1,393.88	0	37,250.04	3	0.00	1,394,344.00	1,357,093.96
NET CHANGE IN FUND BALANCE	81,696.80	235,819.14		1,393.88		37,250.04		0.00	1,229,283.00	1,192,032.96




FUND DEPT 1080-040 : GENERAL CORPORATE - SHERIFF

4/11/2022 8:02:19 AM

PERIOD ENDING 3/31/2022

	ACTUAL LAST YEAR			ACTUAL THIS YEAR				ENCUMBRANCE	BUDGET	UNENCUMBERED BALANCE
	CURRENT MONTH	YEAR TO DATE	%	CURRENT MONTH	%	YEAR TO DATE	%			
REVENUES										
4004 INTERGOVERNMENTAL REVENUE	82,696.72	141,933.48	15	0.00	0	0.00	0	0.00	1,173,010.00	1,173,010.00
4005 FINES AND FORFEITURES	2,944.42	4,323.02	14	0.00	0	0.00	0	0.00	30,000.00	30,000.00
4007 CHARGES FOR SERVICES	16,103.55	30,325.69	14	19,740.95	10	33,395.95	17	0.00	191,600.00	158,204.05
4009 MISCELLANEOUS REVENUES	464.33	739.32	7	38,400.00	384	38,400.00	384	0.00	10,000.00	-28,400.00
TOTAL REVENUES	102,209.02	177,321.51	11	58,140.95	4	71,795.95	5	0.00	1,404,610.00	1,332,814.05
EXPENDITURES										
5001 SALARIES AND WAGES	20,277.57	56,385.25	21	0.00	0	5,481.10	2	0.00	281,789.00	276,307.90
5002 LAW ENFORCEMENT SALARIES	322,540.60	929,236.10	22	0.00	0	106,407.16	2	0.00	4,506,765.00	4,400,357.84
5003 FRINGE BENEFITS	0.00	0.00	0	0.00	0	0.00	0	0.00	330.00	330.00
5010 COMMODITIES	22,798.93	48,891.53	21	23,764.06	12	55,050.37	28	8,582.91	193,160.00	138,109.63
5020 SERVICES	9,727.57	309,593.77	22	25,649.16	2	341,043.44	33	0.00	1,033,565.00	692,521.56
8000 CAPITAL OUTLAY	0.00	0.00	0	50,985.00	17	50,985.00	17	-35,985.00	295,490.00	244,505.00
TOTAL EXPENDITURES	375,344.67	1,344,106.65	21	100,398.22	2	558,967.07	9	-27,402.09	6,311,099.00	5,752,131.93
OTHER FINANCING SOURCES (USES)										
TOTAL OTHER FINANCING SOURCES (USES)	0.00	0.00		0.00		0.00		0.00	0.00	0.00
NET CHANGE IN FUND BALANCE	273,135.65	1,166,785.14		42,257.27		487,171.12		-27,402.09	4,906,489.00	4,419,317.88



FUND DEPT 1080-041 : GENERAL CORPORATE - STATES ATTORNEY

4/11/2022 8:02:19 AM

PERIOD ENDING 3/31/2022

	ACTUAL LAST YEAR			ACTUAL THIS YEAR				ENCUMBRANCE	BUDGET	UNENCUMBERED BALANCE
	CURRENT MONTH	YEAR TO DATE	%	CURRENT MONTH	%	YEAR TO DATE	%			
REVENUES										
4004 INTERGOVERNMENTAL REVENUE	15,427.43	46,282.29	22	15,500.00	7	15,500.00	7	0.00	214,435.00	198,935.00
4005 FINES AND FORFEITURES	41,075.79	83,441.82	14	0.00	0	0.00	0	0.00	610,000.00	610,000.00
4007 CHARGES FOR SERVICES	8,709.17	17,018.57	23	0.00	0	0.00	0	0.00	85,000.00	85,000.00
TOTAL REVENUES	65,212.39	146,742.68	16	15,500.00	2	15,500.00	2	0.00	909,435.00	893,935.00
EXPENDITURES										
5001 SALARIES AND WAGES	183,254.71	500,217.29	22	0.00	0	49,297.37	2	0.00	2,402,193.00	2,352,895.63
5003 FRINGE BENEFITS	103.60	103.60	100	0.00	0	0.00	0	0.00	0.00	0.00
5010 COMMODITIES	1,627.81	4,650.64	14	1,838.32	5	7,886.38	23	0.00	34,329.00	26,442.62
5020 SERVICES	7,176.36	57,986.77	40	7,560.25	5	60,361.39	42	0.00	143,156.00	82,794.61
TOTAL EXPENDITURES	192,162.48	562,958.30	23	9,398.57	0	117,545.14	5	0.00	2,579,678.00	2,462,132.86
OTHER FINANCING SOURCES (USES)										
TOTAL OTHER FINANCING SOURCES (USES)	0.00	0.00		0.00		0.00		0.00	0.00	0.00
NET CHANGE IN FUND BALANCE	126,950.09	416,215.62		-6,101.43		102,045.14		0.00	1,670,243.00	1,568,197.86



FUND DEPT 1080-042 : GENERAL CORPORATE - CORONER

4/11/2022 8:02:19 AM

PERIOD ENDING 3/31/2022

	ACTUAL LAST YEAR			ACTUAL THIS YEAR				ENCUMBRANCE	BUDGET	UNENCUMBERED BALANCE
	CURRENT MONTH	YEAR TO DATE	%	CURRENT MONTH	%	YEAR TO DATE	%			
REVENUES										
4004 INTERGOVERNMENTAL REVENUE	6,500.00	6,500.00	58	0.00	0	0.00	0	0.00	11,300.00	11,300.00
4007 CHARGES FOR SERVICES	6,243.22	6,243.22	12	6,402.67	11	20,355.67	35	0.00	58,000.00	37,644.33
TOTAL REVENUES	12,743.22	12,743.22	20	6,402.67	9	20,355.67	29	0.00	69,300.00	48,944.33
EXPENDITURES										
5001 SALARIES AND WAGES	37,525.76	92,291.08	24	0.00	0	9,635.24	2	0.00	503,744.00	494,108.76
5003 FRINGE BENEFITS	0.00	0.00	0	0.00	0	100.00	8	0.00	1,200.00	1,100.00
5010 COMMODITIES	1,614.78	3,492.47	17	2,366.08	9	3,473.35	13	0.00	25,997.00	22,523.65
5020 SERVICES	14,102.68	24,931.04	13	22,184.01	11	31,323.69	16	0.00	198,938.00	167,614.31
TOTAL EXPENDITURES	53,243.22	120,714.59	21	24,550.09	3	44,532.28	6	0.00	729,879.00	685,346.72
NET CHANGE IN FUND BALANCE	40,500.00	107,971.37		18,147.42		24,176.61		0.00	660,579.00	636,402.39




FUND DEPT 1080-043 : GENERAL CORPORATE - EMERGENCY MGMT AGCY (EMA)

4/11/2022 8:02:19 AM

PERIOD ENDING 3/31/2022

	ACTUAL LAST YEAR			ACTUAL THIS YEAR				ENCUMBRANCE	BUDGET	UNENCUMBERED BALANCE
	CURRENT MONTH	YEAR TO DATE	%	CURRENT MONTH	%	YEAR TO DATE	%			
REVENUES										
4004 INTERGOVERNMENTAL REVENUE	1,451.29	52,082.12	86	0.00	0	0.00	0	0.00	60,500.00	60,500.00
TOTAL REVENUES	1,451.29	52,082.12	86	0.00	0	0.00	0	0.00	60,500.00	60,500.00
EXPENDITURES										
5001 SALARIES AND WAGES	10,086.20	28,241.36	21	0.00	0	2,591.30	2	0.00	135,451.00	132,859.70
5010 COMMODITIES	36.70	128.71	4	428.46	12	796.00	23	0.00	3,535.00	2,739.00
5020 SERVICES	795.51	1,774.74	6	6,420.17	22	7,817.05	27	0.00	28,557.00	20,739.95
TOTAL EXPENDITURES	10,918.41	30,144.81	18	6,848.63	4	11,204.35	7	0.00	167,543.00	156,338.65
NET CHANGE IN FUND BALANCE	9,467.12	-21,937.31		6,848.63		11,204.35		0.00	107,043.00	95,838.65



FUND DEPT 1080-049 : GENERAL CORPORATE - BOARD OF HEALTH

4/11/2022 8:02:19 AM

PERIOD ENDING 3/31/2022

	ACTUAL LAST YEAR			ACTUAL THIS YEAR				ENCUMBRANCE	BUDGET	UNENCUMBERED BALANCE
	CURRENT MONTH	YEAR TO DATE	%	CURRENT MONTH	%	YEAR TO DATE	%			
REVENUES										
TOTAL REVENUES	0.00	0.00	0	0.00	0	0.00	0	0.00	0.00	0.00
NET CHANGE IN FUND BALANCE	0.00	0.00		0.00		0.00		0.00	0.00	0.00



FUND DEPT 1080-051 : GENERAL CORPORATE - JUVENILE DETENTION CENTER

4/11/2022 8:02:19 AM

PERIOD ENDING 3/31/2022

	ACTUAL LAST YEAR			ACTUAL THIS YEAR				ENCUMBRANCE	BUDGET	UNENCUMBERED BALANCE
	CURRENT MONTH	YEAR TO DATE	%	CURRENT MONTH	%	YEAR TO DATE	%			
REVENUES										
4004 INTERGOVERNMENTAL REVENUE	224,278.80	224,278.80	15	116,770.85	8	116,770.85	8	0.00	1,456,449.00	1,339,678.15
4007 CHARGES FOR SERVICES	0.00	1,503.00	0	0.00	0	0.00	0	0.00	0.00	0.00
TOTAL REVENUES	224,278.80	225,781.80	15	116,770.85	8	116,770.85	8	0.00	1,456,449.00	1,339,678.15
EXPENDITURES										
5001 SALARIES AND WAGES	115,570.62	316,846.70	20	0.00	0	24,077.20	2	0.00	1,593,219.00	1,569,141.80
5010 COMMODITIES	554.06	4,798.43	17	5,355.31	16	10,430.50	31	0.00	34,000.00	23,569.50
5020 SERVICES	11,896.97	48,353.59	23	13,601.38	6	49,050.71	23	0.00	213,760.00	164,709.29
TOTAL EXPENDITURES	128,021.65	369,998.72	20	18,956.69	1	83,558.41	5	0.00	1,840,979.00	1,757,420.59
OTHER FINANCING SOURCES (USES)										
TOTAL OTHER FINANCING SOURCES (USES)	0.00	0.00		0.00		0.00		0.00	0.00	0.00
NET CHANGE IN FUND BALANCE	-96,257.15	144,216.92		-97,814.16		-33,212.44		0.00	384,530.00	417,742.44



FUND DEPT 1080-052 : GENERAL CORPORATE - COURT SERVICES - PROBATION

4/11/2022 8:02:19 AM

PERIOD ENDING 3/31/2022

	ACTUAL LAST YEAR			ACTUAL THIS YEAR				ENCUMBRANCE	BUDGET	UNENCUMBERED BALANCE
	CURRENT MONTH	YEAR TO DATE	%	CURRENT MONTH	%	YEAR TO DATE	%			
REVENUES										
4004 INTERGOVERNMENTAL REVENUE	165,536.21	165,536.21	18	76,387.07	8	76,387.07	8	0.00	934,365.00	857,977.93
TOTAL REVENUES	165,536.21	165,536.21	18	76,387.07	8	76,387.07	8	0.00	934,365.00	857,977.93
EXPENDITURES										
5001 SALARIES AND WAGES	122,772.31	342,967.45	20	0.00	0	30,744.50	2	0.00	1,689,567.00	1,658,822.50
5010 COMMODITIES	510.18	1,369.94	8	849.98	5	2,135.53	12	0.00	17,575.00	15,439.47
5020 SERVICES	341.22	1,212.05	12	460.97	5	834.89	9	0.00	9,600.00	8,765.11
TOTAL EXPENDITURES	123,623.71	345,549.44	20	1,310.95	0	33,714.92	2	0.00	1,716,742.00	1,683,027.08
OTHER FINANCING SOURCES (USES)										
TOTAL OTHER FINANCING SOURCES (USES)	0.00	0.00		0.00		0.00		0.00	0.00	0.00
NET CHANGE IN FUND BALANCE	-41,912.50	180,013.23		-75,076.12		-42,672.15		0.00	782,377.00	825,049.15



FUND DEPT 1080-053 : GENERAL CORPORATE - MENTAL HEALTH BOARD

4/11/2022 8:02:19 AM

PERIOD ENDING 3/31/2022

	ACTUAL LAST YEAR			ACTUAL THIS YEAR				ENCUMBRANCE	BUDGET	UNENCUMBERED BALANCE
	CURRENT MONTH	YEAR TO DATE	%	CURRENT MONTH	%	YEAR TO DATE	%			
EXPENDITURES										
TOTAL EXPENDITURES	0.00	0.00	0	0.00	0	0.00	0	0.00	0.00	0.00
NET CHANGE IN FUND BALANCE	0.00	0.00		0.00		0.00		0.00	0.00	0.00



FUND DEPT 1080-057 : GENERAL CORPORATE - DEPUTY SHERIFF MERIT COMM

4/11/2022 8:02:19 AM

PERIOD ENDING 3/31/2022

	ACTUAL LAST YEAR			ACTUAL THIS YEAR				ENCUMBRANCE	BUDGET	UNENCUMBERED BALANCE
	CURRENT MONTH	YEAR TO DATE	%	CURRENT MONTH	%	YEAR TO DATE	%			
EXPENDITURES										
5001 SALARIES AND WAGES	0.00	0.00	0	0.00	0	0.00	0	0.00	950.00	950.00
5010 COMMODITIES	0.00	0.00	0	0.00	0	0.00	0	0.00	300.00	300.00
5020 SERVICES	1,455.00	5,712.50	32	205.00	1	686.00	4	0.00	17,891.00	17,205.00
TOTAL EXPENDITURES	1,455.00	5,712.50	30	205.00	1	686.00	4	0.00	19,141.00	18,455.00
NET CHANGE IN FUND BALANCE	1,455.00	5,712.50		205.00		686.00		0.00	19,141.00	18,455.00



FUND DEPT 1080-071 : GENERAL CORPORATE - PUBLIC PROP (PHYS, PLNT, FAC)

4/11/2022 8:02:19 AM

PERIOD ENDING 3/31/2022

	ACTUAL LAST YEAR			ACTUAL THIS YEAR				ENCUMBRANCE	BUDGET	UNENCUMBERED BALANCE
	CURRENT MONTH	YEAR TO DATE	%	CURRENT MONTH	%	YEAR TO DATE	%			
REVENUES										
4007 CHARGES FOR SERVICES	0.00	0.00	0	2,830.70	5	2,830.70	5	0.00	59,000.00	56,169.30
4009 MISCELLANEOUS REVENUES	852.75	2,724.22	8	1,222.80	4	2,617.82	8	0.00	34,000.00	31,382.18
4010 RENTS AND ROYALTIES	23,336.63	270,954.75	31	43,828.76	5	73,861.24	8	0.00	894,386.00	820,524.76
TOTAL REVENUES	24,189.38	273,678.97	29	47,882.26	5	79,309.76	8	0.00	987,386.00	908,076.24
EXPENDITURES										
5001 SALARIES AND WAGES	76,164.73	216,314.27	21	0.00	0	18,705.33	2	0.00	1,018,575.00	999,869.67
5010 COMMODITIES	8,559.99	29,400.10	26	15,507.86	13	39,197.36	33	0.00	119,053.00	79,855.64
5020 SERVICES	172,270.19	310,625.16	18	53,011.44	3	154,965.61	9	0.00	1,744,551.00	1,589,585.39
5050 INTEREST AND FISCAL CHARGES	0.00	0.00	0	0.00	0	0.00	0	0.00	184,275.00	184,275.00
TOTAL EXPENDITURES	256,994.91	556,339.53	18	68,519.30	2	212,868.30	7	0.00	3,066,454.00	2,853,585.70
OTHER FINANCING SOURCES (USES)										
6001 OTHER FINANCING SOURCES	67,023.74	67,023.74	8	0.00	0	0.00	0	0.00	800,000.00	800,000.00
7001 OTHER FINANCING USES	0.00	0.00	0	0.00	0	0.00	0	0.00	-2,150,000.00	-2,150,000.00
TOTAL OTHER FINANCING SOURCES (USES)	67,023.74	67,023.74		0.00		0.00		0.00	-1,350,000.00	-1,350,000.00
NET CHANGE IN FUND BALANCE	165,781.79	215,636.82		20,637.04		133,558.54		0.00	3,429,068.00	3,295,509.46



FUND DEPT 1080-072 : GENERAL CORPORATE - ADA COMPLIANCE

4/11/2022 8:02:19 AM

PERIOD ENDING 3/31/2022

	ACTUAL LAST YEAR			ACTUAL THIS YEAR				ENCUMBRANCE	BUDGET	UNENCUMBERED BALANCE
	CURRENT MONTH	YEAR TO DATE	%	CURRENT MONTH	%	YEAR TO DATE	%			
EXPENDITURES										
TOTAL EXPENDITURES	0.00	0.00	0	0.00	0	0.00	0	0.00	0.00	0.00
NET CHANGE IN FUND BALANCE	0.00	0.00		0.00		0.00		0.00	0.00	0.00



FUND DEPT 1080-075 : GENERAL CORPORATE - GENERAL COUNTY

4/11/2022 8:02:19 AM

PERIOD ENDING 3/31/2022

	ACTUAL LAST YEAR			ACTUAL THIS YEAR				ENCUMBRANCE	BUDGET	UNENCUMBERED BALANCE
	CURRENT MONTH	YEAR TO DATE	%	CURRENT MONTH	%	YEAR TO DATE	%			
REVENUES										
4001 PROPERTY TAX	0.00	0.00	0	0.00	0	0.00	0	0.00	13,339,312.00	13,339,312.00
4002 LOCAL SALES TAX	2,607.53	4,240.14	8	0.00	0	0.00	0	0.00	56,000.00	56,000.00
4003 OTHER TAXES	0.00	0.00	0	0.00	0	0.00	0	0.00	10,000.00	10,000.00
4004 INTERGOVERNMENTAL REVENUE	1,166,428.53	1,224,702.96	10	8,471.73	0	18,097.15	0	0.00	15,331,980.00	15,313,882.85
4007 CHARGES FOR SERVICES	340.00	1,620.00	5	0.00	0	0.00	0	0.00	30,000.00	30,000.00
4008 INVESTMENT EARNINGS	1,422.01	1,422.01	7	0.00	0	0.00	0	0.00	10,000.00	10,000.00
TOTAL REVENUES	1,170,798.07	1,231,985.11	5	8,471.73	0	18,097.15	0	0.00	28,777,292.00	28,759,194.85
EXPENDITURES										
5003 FRINGE BENEFITS	499,989.75	750,254.42	22	253,071.11	8	507,058.60	15	0.00	3,300,000.00	2,792,941.40
5020 SERVICES	550.00	62,667.68	18	8,650.00	1	92,010.00	15	0.00	625,090.00	533,080.00
5050 INTEREST AND FISCAL CHARGES	0.00	0.00	0	0.00	0	0.00	0	0.00	1,500.00	1,500.00
TOTAL EXPENDITURES	500,539.75	812,922.10	22	261,721.11	7	599,068.60	15	0.00	3,926,590.00	3,327,521.40
OTHER FINANCING SOURCES (USES)										
6001 OTHER FINANCING SOURCES	0.00	0.00	0	0.00	0	0.00	0	0.00	109,196.00	109,196.00
7001 OTHER FINANCING USES	-1,000,000.00	-1,000,000.00	50	0.00	0	0.00	0	0.00	-5,007,674.00	-5,007,674.00
TOTAL OTHER FINANCING SOURCES (USES)	-1,000,000.00	-1,000,000.00		0.00		0.00		0.00	-4,898,478.00	-4,898,478.00
NET CHANGE IN FUND BALANCE	329,741.68	580,936.99		253,249.38		580,971.45		0.00	-19,952,224.00	-20,533,195.45



FUND DEPT 1080-077 : GENERAL CORPORATE - ZONING AND ENFORCE (P&Z)

4/11/2022 8:02:19 AM

PERIOD ENDING 3/31/2022

	ACTUAL LAST YEAR			ACTUAL THIS YEAR				ENCUMBRANCE	BUDGET	UNENCUMBERED BALANCE
	CURRENT MONTH	YEAR TO DATE	%	CURRENT MONTH	%	YEAR TO DATE	%			
REVENUES										
4006 LICENSES AND PERMITS	7,520.00	9,205.00	21	0.00	0	6,777.00	3	0.00	217,006.00	210,229.00
4007 CHARGES FOR SERVICES	1,600.00	3,300.00	36	0.00	0	300.00	2	0.00	12,722.00	12,422.00
4009 MISCELLANEOUS REVENUES	1,000.00	1,500.00	750	0.00	0	0.00	0	0.00	2,000.00	2,000.00
TOTAL REVENUES	10,120.00	14,005.00	26	0.00	0	7,077.00	3	0.00	231,728.00	224,651.00
EXPENDITURES										
5001 SALARIES AND WAGES	26,699.19	75,576.36	17	0.00	0	15,970.05	3	0.00	509,109.00	493,138.95
5010 COMMODITIES	97.20	1,620.46	33	170.60	4	1,802.92	37	0.00	4,866.00	3,063.08
5020 SERVICES	524.85	2,975.61	15	623.74	3	1,042.54	5	0.00	20,776.00	19,733.46
TOTAL EXPENDITURES	27,321.24	80,172.43	17	794.34	0	18,815.51	4	0.00	534,751.00	515,935.49
NET CHANGE IN FUND BALANCE	17,201.24	66,167.43		794.34		11,738.51		0.00	303,023.00	291,284.49



FUND DEPT 1080-124 : GENERAL CORPORATE - REGIONAL OFFICE EDUCATION

4/11/2022 8:02:19 AM

PERIOD ENDING 3/31/2022

	ACTUAL LAST YEAR			ACTUAL THIS YEAR				ENCUMBRANCE	BUDGET	UNENCUMBERED BALANCE
	CURRENT MONTH	YEAR TO DATE	%	CURRENT MONTH	%	YEAR TO DATE	%			
EXPENDITURES										
5020 SERVICES	38,635.13	38,635.13	17	39,037.02	17	78,074.04	33	0.00	234,222.00	156,147.96
TOTAL EXPENDITURES	38,635.13	38,635.13	17	39,037.02	17	78,074.04	33	0.00	234,222.00	156,147.96
NET CHANGE IN FUND BALANCE	38,635.13	38,635.13		39,037.02		78,074.04		0.00	234,222.00	156,147.96



FUND DEPT 1080-127 : GENERAL CORPORATE - VETERANS ASSISTNC COMMISSN

4/11/2022 8:02:19 AM

PERIOD ENDING 3/31/2022

	ACTUAL LAST YEAR			ACTUAL THIS YEAR				ENCUMBRANCE	BUDGET	UNENCUMBERED BALANCE
	CURRENT MONTH	YEAR TO DATE	%	CURRENT MONTH	%	YEAR TO DATE	%			
REVENUES										
4009 MISCELLANEOUS REVENUES	0.00	548.00	0	0.00	0	0.00	0	0.00	0.00	0.00
TOTAL REVENUES	0.00	548.00	0	0.00	0	0.00	0	0.00	0.00	0.00
EXPENDITURES										
5001 SALARIES AND WAGES	3,574.08	9,605.34	20	0.00	0	920.16	2	0.00	48,318.00	47,397.84
5020 SERVICES	7,471.97	22,189.03	27	7,200.00	8	22,185.00	25	0.00	88,631.00	66,446.00
TOTAL EXPENDITURES	11,046.05	31,794.37	25	7,200.00	5	23,105.16	17	0.00	136,949.00	113,843.84
NET CHANGE IN FUND BALANCE	11,046.05	31,246.37		7,200.00		23,105.16		0.00	136,949.00	113,843.84



FUND DEPT 1080-130 : GENERAL CORPORATE - CIRC CLK SUPPORT ENFORCE

4/11/2022 8:02:19 AM

PERIOD ENDING 3/31/2022

	ACTUAL LAST YEAR			ACTUAL THIS YEAR				ENCUMBRANCE	BUDGET	UNENCUMBERED BALANCE
	CURRENT MONTH	YEAR TO DATE	%	CURRENT MONTH	%	YEAR TO DATE	%			
REVENUES										
4004 INTERGOVERNMENTAL REVENUE	3,465.00	3,465.00	13	0.00	0	0.00	0	0.00	12,896.00	12,896.00
TOTAL REVENUES	3,465.00	3,465.00	13	0.00	0	0.00	0	0.00	12,896.00	12,896.00
EXPENDITURES										
5001 SALARIES AND WAGES	3,197.00	8,972.10	22	0.00	0	0.00	0	0.00	12,896.00	12,896.00
TOTAL EXPENDITURES	3,197.00	8,972.10	22	0.00	0	0.00	0	0.00	12,896.00	12,896.00
OTHER FINANCING SOURCES (USES)										
TOTAL OTHER FINANCING SOURCES (USES)	0.00	0.00		0.00		0.00		0.00	0.00	0.00
NET CHANGE IN FUND BALANCE	-268.00	5,507.10		0.00		0.00		0.00	0.00	0.00



FUND DEPT 1080-140 : GENERAL CORPORATE - CORRECTIONAL CENTER

4/11/2022 8:02:19 AM

PERIOD ENDING 3/31/2022

	ACTUAL LAST YEAR			ACTUAL THIS YEAR				ENCUMBRANCE	BUDGET	UNENCUMBERED BALANCE
	CURRENT MONTH	YEAR TO DATE	%	CURRENT MONTH	%	YEAR TO DATE	%			
REVENUES										
4004 INTERGOVERNMENTAL REVENUE	7,877.77	7,877.77	7	317,135.00	101	317,135.00	101	0.00	312,540.00	-4,595.00
4007 CHARGES FOR SERVICES	26,418.51	74,527.48	15	0.00	0	0.00	0	0.00	422,875.00	422,875.00
4009 MISCELLANEOUS REVENUES	2,432.27	2,802.63	11	2,400.00	11	2,400.00	11	0.00	22,500.00	20,100.00
TOTAL REVENUES	36,728.55	85,207.88	14	319,535.00	42	319,535.00	42	0.00	757,915.00	438,380.00
EXPENDITURES										
5001 SALARIES AND WAGES	230,491.69	650,399.08	22	0.00	0	72,292.86	2	0.00	3,165,297.00	3,093,004.14
5002 LAW ENFORCEMENT SALARIES	156,140.75	445,725.51	19	0.00	0	39,476.60	2	0.00	2,127,885.00	2,088,408.40
5003 FRINGE BENEFITS	73.00	303.75	76	0.00	0	0.00	0	0.00	395.00	395.00
5010 COMMODITIES	12,829.07	46,142.64	17	10,890.67	4	41,986.86	16	0.00	265,275.00	223,288.14
5020 SERVICES	119,371.70	347,123.82	24	221,057.24	8	565,388.45	22	0.00	2,621,935.00	2,056,546.55
TOTAL EXPENDITURES	518,906.21	1,489,694.80	22	231,947.91	3	719,144.77	9	0.00	8,180,787.00	7,461,642.23
OTHER FINANCING SOURCES (USES)										
6001 OTHER FINANCING SOURCES	0.00	0.00	0	0.00	0	0.00	0	0.00	1,096,056.00	1,096,056.00
TOTAL OTHER FINANCING SOURCES (USES)	0.00	0.00		0.00		0.00		0.00	1,096,056.00	1,096,056.00
NET CHANGE IN FUND BALANCE	482,177.66	1,404,486.92		-87,587.09		399,609.77		0.00	6,326,816.00	5,927,206.23




FUND DEPT 1080-141 : GENERAL CORPORATE - STS ATTY SUPPORT ENFORCE

4/11/2022 8:02:19 AM

PERIOD ENDING 3/31/2022

	ACTUAL LAST YEAR			ACTUAL THIS YEAR				ENCUMBRANCE	BUDGET	UNENCUMBERED BALANCE
	CURRENT MONTH	YEAR TO DATE	%	CURRENT MONTH	%	YEAR TO DATE	%			
REVENUES										
4004 INTERGOVERNMENTAL REVENUE	23,680.53	23,680.53	7	0.00	0	0.00	0	0.00	324,550.00	324,550.00
TOTAL REVENUES	23,680.53	23,680.53	7	0.00	0	0.00	0	0.00	324,550.00	324,550.00
EXPENDITURES										
5001 SALARIES AND WAGES	17,447.25	41,469.33	17	0.00	0	4,599.41	2	0.00	229,377.00	224,777.59
5003 FRINGE BENEFITS	7,815.18	13,423.81	14	4,351.04	5	10,349.05	12	0.00	88,706.00	78,356.95
5010 COMMODITIES	31.91	317.70	4	28.11	0	476.87	5	0.00	9,875.00	9,398.13
5020 SERVICES	883.24	966.33	3	41.45	0	244.35	1	0.00	27,625.00	27,380.65
TOTAL EXPENDITURES	26,177.58	56,177.17	15	4,420.60	1	15,669.68	4	0.00	355,583.00	339,913.32
NET CHANGE IN FUND BALANCE	2,497.05	32,496.64		4,420.60		15,669.68		0.00	31,033.00	15,363.32



PERIOD ENDING 3/31/2022

	ACTUAL LAST YEAR			ACTUAL THIS YEAR				ENCUMBRANCE	BUDGET	UNENCUMBERED BALANCE
	CURRENT MONTH	YEAR TO DATE	%	CURRENT MONTH	%	YEAR TO DATE	%			
REVENUES										
4004 INTERGOVERNMENTAL REVENUE	7,461,729.23	8,557,740.32	41	3,027,067.48	11	4,017,723.62	14	0.00	28,004,014.00	23,986,290.38
4007 CHARGES FOR SERVICES	114,849.64	317,935.46	19	23,684.22	1	153,384.59	9	0.00	1,711,700.00	1,558,315.41
4008 INVESTMENT EARNINGS	708.85	708.85	4	0.10	0	0.35	0	0.00	5,000.00	4,999.65
4009 MISCELLANEOUS REVENUES	40,000.00	40,000.00	54	0.00	0	0.00	0	0.00	86,500.00	86,500.00
TOTAL REVENUES	7,617,287.72	8,916,384.63	39	3,050,751.80	10	4,171,108.56	14	0.00	29,807,214.00	25,636,105.44
EXPENDITURES										
5001 SALARIES AND WAGES	385,741.89	1,074,011.12	17	0.00	0	105,429.81	1	0.00	7,573,037.79	7,467,607.98
5003 FRINGE BENEFITS	171,962.12	301,149.39	25	71,284.38	4	177,925.69	10	0.00	1,701,445.00	1,523,519.31
5010 COMMODITIES	12,544.75	39,665.42	8	15,090.93	5	31,648.14	10	0.00	327,273.00	295,624.86
5020 SERVICES	1,184,417.01	2,367,347.11	17	1,214,249.35	6	3,274,178.10	16	-81,264.13	20,124,271.21	16,850,093.11
8000 CAPITAL OUTLAY	0.00	0.00	0	0.00	0	0.00	0	0.00	90,000.00	90,000.00
TOTAL EXPENDITURES	1,754,665.77	3,782,173.04	17	1,300,624.66	4	3,589,181.74	12	-81,264.13	29,816,027.00	26,226,845.26
OTHER FINANCING SOURCES (USES)										
6001 OTHER FINANCING SOURCES	14,852.01	36,636.05	11	10,849.08	2	16,183.56	4	0.00	437,493.00	421,309.44
7001 OTHER FINANCING USES	-5,997.18	-26,753.93	5	-9,667.22	3	-15,001.70	5	0.00	-320,715.00	-305,713.30
TOTAL OTHER FINANCING SOURCES (USES)	8,854.83	9,882.12		1,181.86		1,181.86		0.00	116,778.00	115,596.14
NET CHANGE IN FUND BALANCE	-5,871,476.78	-5,144,093.71		-1,751,309.00		-583,108.68		-81,264.13	-107,965.00	475,143.68



FUND DEPT 2076-011 : TORT IMMUNITY TAX FUND - SOLID WASTE MGMT

4/11/2022 8:02:19 AM

PERIOD ENDING 3/31/2022

	ACTUAL LAST YEAR			ACTUAL THIS YEAR				ENCUMBRANCE	BUDGET	UNENCUMBERED BALANCE
	CURRENT MONTH	YEAR TO DATE	%	CURRENT MONTH	%	YEAR TO DATE	%			
EXPENDITURES										
TOTAL EXPENDITURES	0.00	0.00	0	0.00	0	0.00	0	0.00	0.00	0.00
NET CHANGE IN FUND BALANCE	0.00	0.00		0.00		0.00		0.00	0.00	0.00



FUND DEPT 2076-075 : TORT IMMUNITY TAX FUND - GENERAL COUNTY

4/11/2022 8:02:19 AM

PERIOD ENDING 3/31/2022

	ACTUAL LAST YEAR			ACTUAL THIS YEAR				ENCUMBRANCE	BUDGET	UNENCUMBERED BALANCE
	CURRENT MONTH	YEAR TO DATE	%	CURRENT MONTH	%	YEAR TO DATE	%			
REVENUES										
4001 PROPERTY TAX	0.00	0.00	0	0.00	0	0.00	0	0.00	3,643,009.00	3,643,009.00
4003 OTHER TAXES	0.00	0.00	0	0.00	0	0.00	0	0.00	2,000.00	2,000.00
4008 INVESTMENT EARNINGS	5.07	5.07	0	0.00	0	0.00	0	0.00	0.00	0.00
TOTAL REVENUES	5.07	5.07	0	0.00	0	0.00	0	0.00	3,645,009.00	3,645,009.00
EXPENDITURES										
5003 FRINGE BENEFITS	77,103.02	137,342.76	13	77,535.99	7	154,459.85	14	0.00	1,100,000.00	945,540.15
5020 SERVICES	0.00	0.00	0	0.00	0	0.00	0	0.00	1,200,000.00	1,200,000.00
TOTAL EXPENDITURES	77,103.02	137,342.76	6	77,535.99	3	154,459.85	7	0.00	2,300,000.00	2,145,540.15
OTHER FINANCING SOURCES (USES)										
TOTAL OTHER FINANCING SOURCES (USES)	0.00	0.00		0.00		0.00		0.00	0.00	0.00
NET CHANGE IN FUND BALANCE	77,097.95	137,337.69		77,535.99		154,459.85		0.00	-1,345,009.00	-1,499,468.85



FUND DEPT 2083-060 : COUNTY HIGHWAY - HIGHWAY

4/11/2022 8:02:19 AM

PERIOD ENDING 3/31/2022

	ACTUAL LAST YEAR			ACTUAL THIS YEAR				ENCUMBRANCE	BUDGET	UNENCUMBERED BALANCE
	CURRENT MONTH	YEAR TO DATE	%	CURRENT MONTH	%	YEAR TO DATE	%			
REVENUES										
4001 PROPERTY TAX	0.00	0.00	0	0.00	0	0.00	0	0.00	2,941,601.00	2,941,601.00
4004 INTERGOVERNMENTAL REVENUE	12,328.75	12,328.75	5	-5,412.19	-2	-5,412.19	-2	0.00	250,000.00	255,412.19
4007 CHARGES FOR SERVICES	3,046.42	9,526.71	2	4,272.30	1	7,423.14	1	0.00	555,000.00	547,576.86
4008 INVESTMENT EARNINGS	976.47	976.47	7	0.00	0	0.00	0	0.00	3,000.00	3,000.00
4009 MISCELLANEOUS REVENUES	456.80	1,089.80	0	400.40	0	400.40	0	0.00	0.00	-400.40
TOTAL REVENUES	16,808.44	23,921.73	1	-739.49	0	2,411.35	0	0.00	3,749,601.00	3,747,189.65
EXPENDITURES										
5001 SALARIES AND WAGES	112,809.71	373,866.89	25	0.00	0	28,731.27	2	0.00	1,554,264.00	1,525,532.73
5003 FRINGE BENEFITS	62,376.36	107,277.28	18	23,772.37	4	57,688.94	10	0.00	554,589.00	496,900.06
5010 COMMODITIES	33,341.15	53,993.20	25	34,340.53	15	53,895.73	23	0.00	234,000.00	180,104.27
5020 SERVICES	41,109.70	129,084.25	22	70,196.49	11	147,618.37	24	-6,071.79	621,960.40	474,342.03
8000 CAPITAL OUTLAY	180,678.00	250,522.70	40	15,888.43	2	15,888.43	2	0.00	710,000.00	694,111.57
TOTAL EXPENDITURES	430,314.92	914,744.32	26	144,197.82	4	303,822.74	8	-6,071.79	3,674,813.40	3,370,990.66
OTHER FINANCING SOURCES (USES)										
6001 OTHER FINANCING SOURCES	0.00	0.00	0	0.00	0	0.00	0	0.00	47,000.00	47,000.00
7001 OTHER FINANCING USES	0.00	-12,675.05	8	0.00	0	0.00	0	0.00	-121,539.60	-121,539.60
TOTAL OTHER FINANCING SOURCES (USES)	0.00	-12,675.05		0.00		0.00		0.00	-74,539.60	-74,539.60
NET CHANGE IN FUND BALANCE	413,506.48	903,497.64		144,937.31		301,411.39		-6,071.79	-248.00	-301,659.39



FUND DEPT 2083-062 : COUNTY HIGHWAY - HIGHWAY BUILDING CAPITAL

4/11/2022 8:02:19 AM

PERIOD ENDING 3/31/2022

	ACTUAL LAST YEAR			ACTUAL THIS YEAR				ENCUMBRANCE	BUDGET	UNENCUMBERED BALANCE
	CURRENT MONTH	YEAR TO DATE	%	CURRENT MONTH	%	YEAR TO DATE	%			
REVENUES										
TOTAL REVENUES	0.00	0.00	0	0.00	0	0.00	0	0.00	0.00	0.00
EXPENDITURES										
5020 SERVICES	0.00	0.00	0	0.00	0	0.00	0	0.00	100,000.00	100,000.00
TOTAL EXPENDITURES	0.00	0.00	0	0.00	0	0.00	0	0.00	100,000.00	100,000.00
OTHER FINANCING SOURCES (USES)										
6001 OTHER FINANCING SOURCES	0.00	0.00	0	0.00	0	0.00	0	0.00	116,000.00	116,000.00
TOTAL OTHER FINANCING SOURCES (USES)	0.00	0.00		0.00		0.00		0.00	116,000.00	116,000.00
NET CHANGE IN FUND BALANCE	0.00	0.00		0.00		0.00		0.00	-16,000.00	-16,000.00



FUND DEPT 2084-060 : COUNTY BRIDGE - HIGHWAY

4/11/2022 8:02:19 AM

PERIOD ENDING 3/31/2022

	ACTUAL LAST YEAR			ACTUAL THIS YEAR				ENCUMBRANCE	BUDGET	UNENCUMBERED BALANCE
	CURRENT MONTH	YEAR TO DATE	%	CURRENT MONTH	%	YEAR TO DATE	%			
REVENUES										
4001 PROPERTY TAX	0.00	0.00	0	0.00	0	0.00	0	0.00	1,477,663.00	1,477,663.00
4004 INTERGOVERNMENTAL REVENUE	1,672.50	2,222.50	1	0.00	0	90,367.43	181	0.00	50,000.00	-40,367.43
4008 INVESTMENT EARNINGS	585.41	585.41	0	0.00	0	0.00	0	0.00	2,000.00	2,000.00
TOTAL REVENUES	2,257.91	2,807.91	0	0.00	0	90,367.43	6	0.00	1,529,663.00	1,439,295.57
EXPENDITURES										
5020 SERVICES	20,163.23	24,594.08	16	6,999.99	3	8,413.61	3	0.00	266,413.62	258,000.01
8000 CAPITAL OUTLAY	16,600.00	32,009.15	2	0.00	0	121,068.80	10	0.00	1,260,000.00	1,138,931.20
TOTAL EXPENDITURES	36,763.23	56,603.23	3	6,999.99	0	129,482.41	8	0.00	1,526,413.62	1,396,931.21
OTHER FINANCING SOURCES (USES)										
7001 OTHER FINANCING USES	0.00	-1,863.69	27	0.00	0	0.00	0	0.00	-1,586.38	-1,586.38
TOTAL OTHER FINANCING SOURCES (USES)	0.00	-1,863.69		0.00		0.00		0.00	-1,586.38	-1,586.38
NET CHANGE IN FUND BALANCE	34,505.32	55,659.01		6,999.99		39,114.98		0.00	-1,663.00	-40,777.98



FUND DEPT 2085-060 : COUNTY MOTOR FUEL TAX - HIGHWAY

4/11/2022 8:02:19 AM

PERIOD ENDING 3/31/2022

	ACTUAL LAST YEAR			ACTUAL THIS YEAR				ENCUMBRANCE	BUDGET	UNENCUMBERED BALANCE
	CURRENT MONTH	YEAR TO DATE	%	CURRENT MONTH	%	YEAR TO DATE	%			
REVENUES										
4004 INTERGOVERNMENTAL REVENUE	0.00	0.00	0	1,068,276.72	28	1,459,362.97	38	0.00	3,832,136.00	2,372,773.03
4007 CHARGES FOR SERVICES	0.00	15,286.95	0	740.00	0	1,093.21	0	0.00	0.00	-1,093.21
4008 INVESTMENT EARNINGS	1,169.26	1,169.26	2	0.00	0	0.00	0	0.00	5,000.00	5,000.00
4009 MISCELLANEOUS REVENUES	0.00	0.00	0	-740.00	0	0.00	0	0.00	0.00	0.00
TOTAL REVENUES	1,169.26	16,456.21	0	1,068,276.72	28	1,460,456.18	38	0.00	3,837,136.00	2,376,679.82
EXPENDITURES										
5001 SALARIES AND WAGES	13,181.08	39,483.40	23	0.00	0	6,774.64	4	0.00	175,226.00	168,451.36
5020 SERVICES	61,514.28	141,781.46	9	104,477.10	7	204,490.31	13	0.00	1,573,000.00	1,368,509.69
8000 CAPITAL OUTLAY	0.00	14,370.00	1	0.00	0	0.00	0	0.00	100,000.00	100,000.00
TOTAL EXPENDITURES	74,695.36	195,634.86	7	104,477.10	6	211,264.95	11	0.00	1,848,226.00	1,636,961.05
NET CHANGE IN FUND BALANCE	73,526.10	179,178.65		-963,799.62		-1,249,191.23		0.00	-1,988,910.00	-739,718.77



FUND DEPT 2088-044 : ILL.MUNICIPAL RETIREMENT - NURSING HOME

4/11/2022 8:02:19 AM

PERIOD ENDING 3/31/2022

	ACTUAL LAST YEAR			ACTUAL THIS YEAR				ENCUMBRANCE	BUDGET	UNENCUMBERED BALANCE
	CURRENT MONTH	YEAR TO DATE	%	CURRENT MONTH	%	YEAR TO DATE	%			
EXPENDITURES										
TOTAL EXPENDITURES	0.00	0.00	0	0.00	0	0.00	0	0.00	0.00	0.00
OTHER FINANCING SOURCES (USES)										
TOTAL OTHER FINANCING SOURCES (USES)	0.00	0.00		0.00		0.00		0.00	0.00	0.00
NET CHANGE IN FUND BALANCE	0.00	0.00		0.00		0.00		0.00	0.00	0.00



FUND DEPT 2088-073 : ILL.MUNICIPAL RETIREMENT - ILL.MUNICIPAL RETIREMENT

4/11/2022 8:02:19 AM

PERIOD ENDING 3/31/2022

	ACTUAL LAST YEAR			ACTUAL THIS YEAR				ENCUMBRANCE	BUDGET	UNENCUMBERED BALANCE
	CURRENT MONTH	YEAR TO DATE	%	CURRENT MONTH	%	YEAR TO DATE	%			
REVENUES										
4001 PROPERTY TAX	0.00	0.00	0	0.00	0	0.00	0	0.00	2,872,498.00	2,872,498.00
4004 INTERGOVERNMENTAL REVENUE	0.00	124,000.00	100	0.00	0	0.00	0	0.00	124,000.00	124,000.00
4008 INVESTMENT EARNINGS	155.46	155.46	3	0.00	0	0.00	0	0.00	850.00	850.00
TOTAL REVENUES	155.46	124,155.46	4	0.00	0	0.00	0	0.00	2,997,348.00	2,997,348.00
EXPENDITURES										
5003 FRINGE BENEFITS	589,029.56	837,600.04	21	0.00	0	0.00	0	0.00	3,993,045.00	3,993,045.00
TOTAL EXPENDITURES	589,029.56	837,600.04	21	0.00	0	0.00	0	0.00	3,993,045.00	3,993,045.00
OTHER FINANCING SOURCES (USES)										
6001 OTHER FINANCING SOURCES	77,147.78	173,463.01	19	0.00	0	19,445.85	2	0.00	996,547.00	977,101.15
TOTAL OTHER FINANCING SOURCES (USES)	77,147.78	173,463.01		0.00		19,445.85		0.00	996,547.00	977,101.15
NET CHANGE IN FUND BALANCE	511,726.32	539,981.57		0.00		-19,445.85		0.00	-850.00	18,595.85



FUND DEPT 2089-018 : COUNTY PUBLIC HEALTH FUND - C-U PUBLIC HEALTH DISTRICT

4/11/2022 8:02:19 AM

PERIOD ENDING 3/31/2022

	ACTUAL LAST YEAR			ACTUAL THIS YEAR				ENCUMBRANCE	BUDGET	UNENCUMBERED BALANCE
	CURRENT MONTH	YEAR TO DATE	%	CURRENT MONTH	%	YEAR TO DATE	%			
REVENUES										
4001 PROPERTY TAX	0.00	0.00	0	0.00	0	0.00	0	0.00	775,400.00	775,400.00
4003 OTHER TAXES	0.00	0.00	0	2,343.80	234	2,343.80	234	0.00	1,000.00	-1,343.80
TOTAL REVENUES	0.00	0.00	0	2,343.80	0	2,343.80	0	0.00	776,400.00	774,056.20
EXPENDITURES										
5020 SERVICES	0.00	0.00	0	0.00	0	0.00	0	0.00	776,400.00	776,400.00
TOTAL EXPENDITURES	0.00	0.00	0	0.00	0	0.00	0	0.00	776,400.00	776,400.00
NET CHANGE IN FUND BALANCE	0.00	0.00		-2,343.80		-2,343.80		0.00	0.00	2,343.80



FUND DEPT 2089-049 : COUNTY PUBLIC HEALTH FUND - BOARD OF HEALTH

4/11/2022 8:02:19 AM

PERIOD ENDING 3/31/2022

	ACTUAL LAST YEAR			ACTUAL THIS YEAR				ENCUMBRANCE	BUDGET	UNENCUMBERED BALANCE
	CURRENT MONTH	YEAR TO DATE	%	CURRENT MONTH	%	YEAR TO DATE	%			
REVENUES										
4001 PROPERTY TAX	0.00	0.00	0	0.00	0	0.00	0	0.00	620,916.00	620,916.00
4003 OTHER TAXES	433,671.59	433,671.59	30	0.00	0	0.00	0	0.00	0.00	0.00
4004 INTERGOVERNMENTAL REVENUE	932.98	932.98	0	209,264.80	16	486,264.80	37	0.00	1,316,691.00	830,426.20
4006 LICENSES AND PERMITS	3,050.00	65,912.50	57	4,848.00	3	25,964.00	19	0.00	139,725.00	113,761.00
4008 INVESTMENT EARNINGS	60.42	60.42	2	0.00	0	0.00	0	0.00	214.00	214.00
4009 MISCELLANEOUS REVENUES	49.00	588.00	23	0.00	0	277,000.00	107	0.00	2,570.00	-274,430.00
				78						
TOTAL REVENUES	437,763.99	501,165.49	21	214,112.80	10	789,228.80	38	0.00	2,080,116.00	1,290,887.20
EXPENDITURES										
5020 SERVICES	76,018.78	88,518.76	4	156,422.22	7	166,594.20	7	0.00	2,298,916.00	2,132,321.80
TOTAL EXPENDITURES	76,018.78	88,518.76	4	156,422.22	7	166,594.20	7	0.00	2,298,916.00	2,132,321.80
OTHER FINANCING SOURCES (USES)										
7001 OTHER FINANCING USES	0.00	-2,686.00	22	0.00	0	0.00	0	0.00	-1,161.00	-1,161.00
TOTAL OTHER FINANCING SOURCES (USES)	0.00	-2,686.00		0.00		0.00		0.00	-1,161.00	-1,161.00
NET CHANGE IN FUND BALANCE	-361,745.21	-409,960.73		-57,690.58		-622,634.60		0.00	219,961.00	842,595.60



FUND DEPT 2090-053 : MENTAL HEALTH - MENTAL HEALTH BOARD

4/11/2022 8:02:19 AM

PERIOD ENDING 3/31/2022

	ACTUAL LAST YEAR			ACTUAL THIS YEAR				ENCUMBRANCE	BUDGET	UNENCUMBERED BALANCE
	CURRENT MONTH	YEAR TO DATE	%	CURRENT MONTH	%	YEAR TO DATE	%			
REVENUES										
4001 PROPERTY TAX	0.00	0.00	0	0.00	0	0.00	0	0.00	5,501,918.00	5,501,918.00
4003 OTHER TAXES	0.00	0.00	0	0.00	0	0.00	0	0.00	4,000.00	4,000.00
4004 INTERGOVERNMENTAL REVENUE	65,462.00	130,924.00	32	0.00	0	65,904.00	17	0.00	395,426.00	329,522.00
4008 INVESTMENT EARNINGS	283.63	283.63	1	0.00	0	0.00	0	0.00	2,000.00	2,000.00
4009 MISCELLANEOUS REVENUES	0.00	100.00	0	38,671.00	81	38,671.00	81	0.00	48,000.00	9,329.00
TOTAL REVENUES	65,745.63	131,307.63	2	38,671.00	1	104,575.00	2	0.00	5,951,344.00	5,846,769.00
EXPENDITURES										
5001 SALARIES AND WAGES	28,825.92	110,669.45	25	0.00	0	10,599.25	2	0.00	452,787.00	442,187.75
5003 FRINGE BENEFITS	14,733.52	25,020.25	18	4,577.07	3	12,502.73	10	0.00	130,974.00	118,471.27
5010 COMMODITIES	826.22	1,258.21	8	188.59	1	334.44	2	0.00	14,650.00	14,315.56
5020 SERVICES	754,003.32	1,481,690.05	29	449,375.11	8	1,800,501.54	31	0.00	5,728,351.00	3,927,849.46
TOTAL EXPENDITURES	798,388.98	1,618,637.96	28	454,140.77	7	1,823,937.96	29	0.00	6,326,762.00	4,502,824.04
OTHER FINANCING SOURCES (USES)										
6001 OTHER FINANCING SOURCES	0.00	0.00	0	32,952.00	0	32,952.00	0	0.00	0.00	-32,952.00
7001 OTHER FINANCING USES	0.00	-11,644.00	20	0.00	0	0.00	0	0.00	-9,800.00	-9,800.00
TOTAL OTHER FINANCING SOURCES (USES)	0.00	-11,644.00		32,952.00		32,952.00		0.00	-9,800.00	-42,752.00
NET CHANGE IN FUND BALANCE	732,643.35	1,498,974.33		382,517.77		1,686,410.96		0.00	385,218.00	-1,301,192.96



FUND DEPT 2091-047 : ANIMAL CONTROL - ANIMAL CONTROL ADMIN

4/11/2022 8:02:19 AM

PERIOD ENDING 3/31/2022

	ACTUAL LAST YEAR			ACTUAL THIS YEAR				ENCUMBRANCE	BUDGET	UNENCUMBERED BALANCE
	CURRENT MONTH	YEAR TO DATE	%	CURRENT MONTH	%	YEAR TO DATE	%			
REVENUES										
4006 LICENSES AND PERMITS	41,845.00	73,517.50	25	26,280.00	8	34,153.00	10	0.00	340,000.00	305,847.00
4008 INVESTMENT EARNINGS	42.10	42.10	2	0.00	0	0.00	0	0.00	1,000.00	1,000.00
4009 MISCELLANEOUS REVENUES	0.00	0.00	0	0.00	0	142.00	0	0.00	0.00	-142.00
TOTAL REVENUES	41,887.10	73,559.60	24	26,280.00	8	34,295.00	10	0.00	341,000.00	306,705.00
EXPENDITURES										
5001 SALARIES AND WAGES	9,079.81	25,080.41	23	0.00	0	3,296.88	2	0.00	168,481.00	165,184.12
5003 FRINGE BENEFITS	6,585.87	11,190.42	25	2,526.99	4	5,237.30	8	0.00	69,265.00	64,027.70
5010 COMMODITIES	724.32	1,538.31	12	280.19	2	2,016.43	17	0.00	12,100.00	10,083.57
5020 SERVICES	1,804.79	3,724.20	10	8,915.10	14	17,258.74	26	0.00	65,691.00	48,432.26
8000 CAPITAL OUTLAY	0.00	0.00	0	0.00	0	0.00	0	0.00	22,000.00	22,000.00
TOTAL EXPENDITURES	18,194.79	41,533.34	20	11,722.28	3	27,809.35	8	0.00	337,537.00	309,727.65
OTHER FINANCING SOURCES (USES)										
7001 OTHER FINANCING USES	0.00	-1,341.00	25	0.00	0	0.00	0	0.00	-25.00	-25.00
TOTAL OTHER FINANCING SOURCES (USES)	0.00	-1,341.00		0.00		0.00		0.00	-25.00	-25.00
NET CHANGE IN FUND BALANCE	-23,692.31	-30,685.26		-14,557.72		-6,485.65		0.00	-3,438.00	3,047.65



FUND DEPT 2091-247 : ANIMAL CONTROL - ANIMAL WARDEN SERVICES

4/11/2022 8:02:19 AM

PERIOD ENDING 3/31/2022

	ACTUAL LAST YEAR			ACTUAL THIS YEAR				ENCUMBRANCE	BUDGET	UNENCUMBERED BALANCE
	CURRENT MONTH	YEAR TO DATE	%	CURRENT MONTH	%	YEAR TO DATE	%			
REVENUES										
4004 INTERGOVERNMENTAL REVENUE	24,376.34	35,101.33	25	-6,647.42	-3	33,023.16	17	0.00	198,176.00	165,152.84
4005 FINES AND FORFEITURES	2,250.00	2,950.00	30	1,915.00	19	2,505.00	25	0.00	10,000.00	7,495.00
4009 MISCELLANEOUS REVENUES	0.00	0.00	0	0.00	0	0.00	0	0.00	1,540.00	1,540.00
TOTAL REVENUES	26,626.34	38,051.33	25	-4,732.42	-2	35,528.16	17	0.00	209,716.00	174,187.84
EXPENDITURES										
5001 SALARIES AND WAGES	9,441.13	21,098.45	16	0.00	0	2,780.38	2	0.00	129,788.00	127,007.62
5003 FRINGE BENEFITS	4,876.78	8,025.96	13	2,545.23	4	5,933.23	10	0.00	58,845.00	52,911.77
5010 COMMODITIES	1,747.13	2,304.06	16	1,315.75	4	2,494.87	8	0.00	30,810.00	28,315.13
5020 SERVICES	454.56	1,646.79	13	0.00	0	0.00	0	0.00	14,000.00	14,000.00
8000 CAPITAL OUTLAY	16,077.00	16,077.00	100	51,107.00	100	51,107.00	100	0.00	51,107.00	0.00
TOTAL EXPENDITURES	32,596.60	49,152.26	21	54,967.98	19	62,315.48	22	0.00	284,550.00	222,234.52
NET CHANGE IN FUND BALANCE	5,970.26	11,100.93		59,700.40		26,787.32		0.00	74,834.00	48,046.68



FUND DEPT 2091-248 : ANIMAL CONTROL - ANIMAL IMPOUND SERVICES

4/11/2022 8:02:19 AM

PERIOD ENDING 3/31/2022

	ACTUAL LAST YEAR			ACTUAL THIS YEAR				ENCUMBRANCE	BUDGET	UNENCUMBERED BALANCE
	CURRENT MONTH	YEAR TO DATE	%	CURRENT MONTH	%	YEAR TO DATE	%			
REVENUES										
4004 INTERGOVERNMENTAL REVENUE	19,293.37	33,068.86	20	28,302.71	17	31,732.71	19	0.00	165,634.00	133,901.29
4005 FINES AND FORFEITURES	6,286.00	8,667.73	21	21,854.39	49	23,658.39	53	0.00	44,800.00	21,141.61
TOTAL REVENUES	25,579.37	41,736.59	21	50,157.10	24	55,391.10	26	0.00	210,434.00	155,042.90
EXPENDITURES										
5001 SALARIES AND WAGES	8,491.03	24,637.21	21	0.00	0	2,435.92	2	0.00	141,651.00	139,215.08
5003 FRINGE BENEFITS	1,887.40	4,056.06	9	1,628.28	3	4,104.99	7	0.00	61,993.00	57,888.01
5010 COMMODITIES	6,538.75	8,854.30	29	4,362.83	14	6,846.15	22	0.00	31,700.00	24,853.85
5020 SERVICES	3,021.00	3,021.00	10	670.00	2	670.00	2	0.00	31,550.00	30,880.00
TOTAL EXPENDITURES	19,938.18	40,568.57	18	6,661.11	2	14,057.06	5	0.00	266,894.00	252,836.94
NET CHANGE IN FUND BALANCE	-5,641.19	-1,168.02		-43,495.99		-41,334.04		0.00	56,460.00	97,794.04



FUND DEPT 2092-074 : LAW LIBRARY - LAW LIBRARY

4/11/2022 8:02:19 AM

PERIOD ENDING 3/31/2022

	ACTUAL LAST YEAR			ACTUAL THIS YEAR				ENCUMBRANCE	BUDGET	UNENCUMBERED BALANCE
	CURRENT MONTH	YEAR TO DATE	%	CURRENT MONTH	%	YEAR TO DATE	%			
REVENUES										
4007 CHARGES FOR SERVICES	4,904.50	9,957.75	11	0.00	0	0.00	0	0.00	80,000.00	80,000.00
4008 INVESTMENT EARNINGS	10.87	10.87	2	0.00	0	0.00	0	0.00	100.00	100.00
4009 MISCELLANEOUS REVENUES	0.00	0.00	0	715.00	0	715.00	0	0.00	0.00	-715.00
TOTAL REVENUES	4,915.37	9,968.62	11	715.00	1	715.00	1	0.00	80,100.00	79,385.00
EXPENDITURES										
5010 COMMODITIES	5,891.30	6,553.69	13	3,499.19	9	7,996.39	20	0.00	39,915.00	31,918.61
5020 SERVICES	185.12	754.05	3	694.18	2	847.32	2	0.00	42,070.00	41,222.68
TOTAL EXPENDITURES	6,076.42	7,307.74	10	4,193.37	5	8,843.71	11	0.00	81,985.00	73,141.29
OTHER FINANCING SOURCES (USES)										
TOTAL OTHER FINANCING SOURCES (USES)	0.00	0.00		0.00		0.00		0.00	0.00	0.00
NET CHANGE IN FUND BALANCE	1,161.05	-2,660.88		3,478.37		8,128.71		0.00	1,885.00	-6,243.71



FUND DEPT 2093-031 : FORECLOSURE MEDIATION FND - CIRCUIT COURT

4/11/2022 8:02:19 AM

PERIOD ENDING 3/31/2022

	ACTUAL LAST YEAR			ACTUAL THIS YEAR				ENCUMBRANCE	BUDGET	UNENCUMBERED BALANCE
	CURRENT MONTH	YEAR TO DATE	%	CURRENT MONTH	%	YEAR TO DATE	%			
REVENUES										
4007 CHARGES FOR SERVICES	225.00	525.00	4	0.00	0	0.00	0	0.00	26,600.00	26,600.00
4008 INVESTMENT EARNINGS	3.52	3.52	2	0.00	0	0.00	0	0.00	100.00	100.00
TOTAL REVENUES	228.52	528.52	3	0.00	0	0.00	0	0.00	26,700.00	26,700.00
EXPENDITURES										
5001 SALARIES AND WAGES	1,063.92	2,273.70	21	0.00	0	180.18	1	0.00	14,000.00	13,819.82
5003 FRINGE BENEFITS	68.38	141.87	14	2.70	0	43.44	3	0.00	1,381.00	1,337.56
5010 COMMODITIES	0.00	0.00	0	0.00	0	0.00	0	0.00	200.00	200.00
5020 SERVICES	400.00	400.00	4	400.00	2	400.00	2	0.00	18,723.00	18,323.00
TOTAL EXPENDITURES	1,532.30	2,815.57	12	402.70	1	623.62	2	0.00	34,304.00	33,680.38
OTHER FINANCING SOURCES (USES)										
TOTAL OTHER FINANCING SOURCES (USES)	0.00	0.00		0.00		0.00		0.00	0.00	0.00
NET CHANGE IN FUND BALANCE	1,303.78	2,287.05		402.70		623.62		0.00	7,604.00	6,980.38



FUND DEPT 2101-054 : MHB/DDB CILA FACILITIES - CILA PROJECT

4/11/2022 8:02:19 AM

PERIOD ENDING 3/31/2022

	ACTUAL LAST YEAR			ACTUAL THIS YEAR				ENCUMBRANCE	BUDGET	UNENCUMBERED BALANCE
	CURRENT MONTH	YEAR TO DATE	%	CURRENT MONTH	%	YEAR TO DATE	%			
REVENUES										
4008 INVESTMENT EARNINGS	20.86	20.86	1	0.00	0	0.00	0	0.00	200.00	200.00
TOTAL REVENUES	20.86	20.86	0	0.00	0	0.00	0	0.00	200.00	200.00
EXPENDITURES										
5010 COMMODITIES	0.00	5,170.20	21	0.00	0	0.00	0	0.00	6,176.00	6,176.00
5020 SERVICES	0.00	0.00	0	0.00	0	12,562.00	37	0.00	34,024.00	21,462.00
8000 CAPITAL OUTLAY	0.00	0.00	0	0.00	0	0.00	0	0.00	10,000.00	10,000.00
TOTAL EXPENDITURES	0.00	5,170.20	7	0.00	0	12,562.00	25	0.00	50,200.00	37,638.00
OTHER FINANCING SOURCES (USES)										
6001 OTHER FINANCING SOURCES	0.00	50,000.00	100	0.00	0	50,000.00	100	0.00	50,000.00	0.00
TOTAL OTHER FINANCING SOURCES (USES)	0.00	50,000.00		0.00		50,000.00		0.00	50,000.00	0.00
NET CHANGE IN FUND BALANCE	-20.86	-44,850.66		0.00		-37,438.00		0.00	0.00	37,438.00



FUND DEPT 2103-060 : HWY FED AID MATCHING FUND - HIGHWAY

4/11/2022 8:02:19 AM

PERIOD ENDING 3/31/2022

	ACTUAL LAST YEAR			ACTUAL THIS YEAR				ENCUMBRANCE	BUDGET	UNENCUMBERED BALANCE
	CURRENT MONTH	YEAR TO DATE	%	CURRENT MONTH	%	YEAR TO DATE	%			
REVENUES										
4001 PROPERTY TAX	0.00	0.00	0	0.00	0	0.00	0	0.00	118,945.00	118,945.00
4008 INVESTMENT EARNINGS	208.90	208.90	0	0.00	0	0.00	0	0.00	0.00	0.00
TOTAL REVENUES	208.90	208.90	0	0.00	0	0.00	0	0.00	118,945.00	118,945.00
EXPENDITURES										
TOTAL EXPENDITURES	0.00	0.00	0	0.00	0	0.00	0	0.00	0.00	0.00
OTHER FINANCING SOURCES (USES)										
7001 OTHER FINANCING USES	0.00	-64.26	4	0.00	0	0.00	0	0.00	-200.00	-200.00
TOTAL OTHER FINANCING SOURCES (USES)	0.00	-64.26		0.00		0.00		0.00	-200.00	-200.00
NET CHANGE IN FUND BALANCE	-208.90	-144.64		0.00		0.00		0.00	-118,745.00	-118,745.00



FUND DEPT 2104-104 : EARLY CHILDHOOD FUND - EARLY CHILDHOOD DEVELOPMENT

4/11/2022 8:02:19 AM

PERIOD ENDING 3/31/2022

	ACTUAL LAST YEAR			ACTUAL THIS YEAR				ENCUMBRANCE	BUDGET	UNENCUMBERED BALANCE
	CURRENT MONTH	YEAR TO DATE	%	CURRENT MONTH	%	YEAR TO DATE	%			
REVENUES										
4004 INTERGOVERNMENTAL REVENUE	1,244,753.95	2,526,438.99	21	1,394,842.60	11	2,410,556.11	19	0.00	12,902,600.00	10,492,043.89
4007 CHARGES FOR SERVICES	14,350.00	27,340.00	26	15,500.00	12	15,900.00	13	0.00	126,800.00	110,900.00
4008 INVESTMENT EARNINGS	265.40	265.40	3	-7,800.00	-78	0.00	0	0.00	10,000.00	10,000.00
4009 MISCELLANEOUS REVENUES	783.25	113,337.00	720	3,036.00	23	5,621.24	43	0.00	13,000.00	7,378.76
TOTAL REVENUES	1,260,152.60	2,667,381.39	22	1,405,578.60	11	2,432,077.35	19	0.00	13,052,400.00	10,620,322.65
EXPENDITURES										
5001 SALARIES AND WAGES	467,974.31	1,330,635.58	23	0.00	0	97,664.43	2	0.00	6,258,900.00	6,161,235.57
5003 FRINGE BENEFITS	243,978.13	419,334.60	20	80,617.90	4	196,873.25	9	0.00	2,131,630.00	1,934,756.75
5010 COMMODITIES	64,944.54	131,877.84	19	37,009.50	6	88,200.06	14	0.00	649,000.00	560,799.94
5020 SERVICES	206,191.53	621,434.95	19	140,581.73	4	551,339.71	15	0.00	3,685,720.00	3,134,380.29
8000 CAPITAL OUTLAY	0.00	0.00	0	0.00	0	32,018.58	0	0.00	0.00	-32,018.58
TOTAL EXPENDITURES	983,088.51	2,503,282.97	21	258,209.13	2	966,096.03	8	0.00	12,725,250.00	11,759,153.97
OTHER FINANCING SOURCES (USES)										
7001 OTHER FINANCING USES	0.00	0.00	0	0.00	0	0.00	0	0.00	-475,000.00	-475,000.00
TOTAL OTHER FINANCING SOURCES (USES)	0.00	0.00		0.00		0.00		0.00	-475,000.00	-475,000.00
NET CHANGE IN FUND BALANCE	-277,064.09	-164,098.42		-1,147,369.47		-1,465,981.32		0.00	147,850.00	1,613,831.32



FUND DEPT 2106-010 : PUBL SAFETY SALES TAX FND - COUNTY BOARD

4/11/2022 8:02:19 AM

PERIOD ENDING 3/31/2022

	ACTUAL LAST YEAR			ACTUAL THIS YEAR				ENCUMBRANCE	BUDGET	UNENCUMBERED BALANCE
	CURRENT MONTH	YEAR TO DATE	%	CURRENT MONTH	%	YEAR TO DATE	%			
REVENUES										
4002 LOCAL SALES TAX	244,162.85	244,162.85	11	0.00	0	0.00	0	0.00	3,251,717.00	3,251,717.00
4008 INVESTMENT EARNINGS	209.93	209.93	1	0.00	0	50.41	3	0.00	2,000.00	1,949.59
TOTAL REVENUES	244,372.78	244,372.78	11	0.00	0	50.41	0	0.00	3,253,717.00	3,253,666.59
EXPENDITURES										
5020 SERVICES	8,333.33	24,999.99	25	76,291.96	8	203,848.15	23	0.00	900,000.00	696,151.85
5050 INTEREST AND FISCAL CHARGES	0.00	0.00	0	0.00	0	0.00	0	0.00	1,500.00	1,500.00
TOTAL EXPENDITURES	8,333.33	24,999.99	25	76,291.96	8	203,848.15	23	0.00	901,500.00	697,651.85
OTHER FINANCING SOURCES (USES)										
7001 OTHER FINANCING USES	-67,023.74	-67,023.74	4	0.00	0	0.00	0	0.00	-1,966,261.00	-1,966,261.00
TOTAL OTHER FINANCING SOURCES (USES)	-67,023.74	-67,023.74		0.00		0.00		0.00	-1,966,261.00	-1,966,261.00
NET CHANGE IN FUND BALANCE	-169,015.71	-152,349.05		76,291.96		203,797.74		0.00	-385,956.00	-589,753.74



FUND DEPT 2106-013 : PUBL SAFETY SALES TAX FND - DEBT SERVICE

4/11/2022 8:02:19 AM

PERIOD ENDING 3/31/2022

	ACTUAL LAST YEAR			ACTUAL THIS YEAR				ENCUMBRANCE	BUDGET	UNENCUMBERED BALANCE
	CURRENT MONTH	YEAR TO DATE	%	CURRENT MONTH	%	YEAR TO DATE	%			
REVENUES										
4002 LOCAL SALES TAX	201,099.00	201,099.00	8	0.00	0	0.00	0	0.00	2,448,283.00	2,448,283.00
TOTAL REVENUES	201,099.00	201,099.00	8	0.00	0	0.00	0	0.00	2,448,283.00	2,448,283.00
EXPENDITURES										
5050 INTEREST AND FISCAL CHARGES	0.00	0.00	0	0.00	0	0.00	0	0.00	2,448,283.00	2,448,283.00
TOTAL EXPENDITURES	0.00	0.00	0	0.00	0	0.00	0	0.00	2,448,283.00	2,448,283.00
NET CHANGE IN FUND BALANCE	-201,099.00	-201,099.00		0.00		0.00		0.00	0.00	0.00



FUND DEPT 2106-060 : PUBL SAFETY SALES TAX FND - HIGHWAY

4/11/2022 8:02:19 AM


PERIOD ENDING 3/31/2022

	ACTUAL LAST YEAR			ACTUAL THIS YEAR				ENCUMBRANCE	BUDGET	UNENCUMBERED BALANCE
	CURRENT MONTH	YEAR TO DATE	%	CURRENT MONTH	%	YEAR TO DATE	%			
REVENUES										
TOTAL REVENUES	0.00	0.00	0	0.00	0	0.00	0	0.00	0.00	0.00
NET CHANGE IN FUND BALANCE	0.00	0.00		0.00		0.00		0.00	0.00	0.00



PERIOD ENDING 3/31/2022

	ACTUAL LAST YEAR			ACTUAL THIS YEAR				ENCUMBRANCE	BUDGET	UNENCUMBERED BALANCE
	CURRENT MONTH	YEAR TO DATE	%	CURRENT MONTH	%	YEAR TO DATE	%			
EXPENDITURES										
5020 SERVICES	0.00	13,206.50	33	0.00	0	13,602.69	13	0.00	107,206.00	93,603.31
TOTAL EXPENDITURES	0.00	13,206.50	33	0.00	0	13,602.69	13	0.00	107,206.00	93,603.31
NET CHANGE IN FUND BALANCE	0.00	13,206.50		0.00		13,602.69		0.00	107,206.00	93,603.31



FUND DEPT 2106-237 : PUBL SAFETY SALES TAX FND - DELINQ PREVENTION GRANTS

4/11/2022 8:02:19 AM

PERIOD ENDING 3/31/2022

	ACTUAL LAST YEAR			ACTUAL THIS YEAR				ENCUMBRANCE	BUDGET	UNENCUMBERED BALANCE
	CURRENT MONTH	YEAR TO DATE	%	CURRENT MONTH	%	YEAR TO DATE	%			
EXPENDITURES										
5020 SERVICES	20,208.33	60,624.99	25	23,229.17	8	69,687.51	25	0.00	278,750.00	209,062.49
TOTAL EXPENDITURES	20,208.33	60,624.99	25	23,229.17	8	69,687.51	25	0.00	278,750.00	209,062.49
NET CHANGE IN FUND BALANCE	20,208.33	60,624.99		23,229.17		69,687.51		0.00	278,750.00	209,062.49



FUND DEPT 2107-010 : GEOGRAPHIC INF SYS FUND (GIS) - COUNTY BOARD

4/11/2022 8:02:19 AM

PERIOD ENDING 3/31/2022

	ACTUAL LAST YEAR			ACTUAL THIS YEAR				ENCUMBRANCE	BUDGET	UNENCUMBERED BALANCE
	CURRENT MONTH	YEAR TO DATE	%	CURRENT MONTH	%	YEAR TO DATE	%			
REVENUES										
4007 CHARGES FOR SERVICES	28,481.00	54,092.00	17	45,213.00	14	45,213.00	14	0.00	330,000.00	284,787.00
4008 INVESTMENT EARNINGS	41.28	41.28	2	0.00	0	0.00	0	0.00	200.00	200.00
TOTAL REVENUES	28,522.28	54,133.28	17	45,213.00	14	45,213.00	14	0.00	330,200.00	284,987.00
EXPENDITURES										
5020 SERVICES	15,875.00	15,875.00	5	3,400.00	1	3,400.00	1	0.00	325,986.00	322,586.00
TOTAL EXPENDITURES	15,875.00	15,875.00	5	3,400.00	1	3,400.00	1	0.00	325,986.00	322,586.00
NET CHANGE IN FUND BALANCE	-12,647.28	-38,258.28		-41,813.00		-41,813.00		0.00	-4,214.00	37,599.00




FUND DEPT 2108-050 : DEVLPMNTL DISABILITY FUND - DEVL MNTL DISABILITY BOARD

4/11/2022 8:02:19 AM

PERIOD ENDING 3/31/2022

	ACTUAL LAST YEAR			ACTUAL THIS YEAR				ENCUMBRANCE	BUDGET	UNENCUMBERED BALANCE
	CURRENT MONTH	YEAR TO DATE	%	CURRENT MONTH	%	YEAR TO DATE	%			
REVENUES										
4001 PROPERTY TAX	0.00	0.00	0	0.00	0	0.00	0	0.00	4,518,334.00	4,518,334.00
4003 OTHER TAXES	0.00	0.00	0	0.00	0	0.00	0	0.00	3,000.00	3,000.00
4008 INVESTMENT EARNINGS	172.66	172.66	2	0.00	0	0.00	0	0.00	1,000.00	1,000.00
4009 MISCELLANEOUS REVENUES	0.00	0.00	0	0.00	0	0.00	0	0.00	8,000.00	8,000.00
TOTAL REVENUES	172.66	172.66	0	0.00	0	0.00	0	0.00	4,530,334.00	4,530,334.00
EXPENDITURES										
5020 SERVICES	611,012.28	1,291,064.32	30	277,339.00	6	1,302,961.00	29	0.00	4,487,134.00	3,184,173.00
TOTAL EXPENDITURES	611,012.28	1,291,064.32	30	277,339.00	6	1,302,961.00	29	0.00	4,487,134.00	3,184,173.00
OTHER FINANCING SOURCES (USES)										
6001 OTHER FINANCING SOURCES	-5,818.81	0.00	0	0.00	0	0.00	0	0.00	6,800.00	6,800.00
7001 OTHER FINANCING USES	0.00	-50,000.00	100	0.00	0	-50,000.00	100	0.00	-50,000.00	0.00
TOTAL OTHER FINANCING SOURCES (USES)	-5,818.81	-50,000.00		0.00		-50,000.00		0.00	-43,200.00	6,800.00
NET CHANGE IN FUND BALANCE	616,658.43	1,340,891.66		277,339.00		1,352,961.00		0.00	0.00	-1,352,961.00



FUND DEPT 2110-110 : WORKFORCE DEVELOPMENT FND - WORKFORCE DEVELOPMENT

4/11/2022 8:02:19 AM

PERIOD ENDING 3/31/2022

	ACTUAL LAST YEAR			ACTUAL THIS YEAR				ENCUMBRANCE	BUDGET	UNENCUMBERED BALANCE
	CURRENT MONTH	YEAR TO DATE	%	CURRENT MONTH	%	YEAR TO DATE	%			
REVENUES										
4004 INTERGOVERNMENTAL REVENUE	198,995.34	198,995.34	6	177,967.79	4	430,808.21	10	0.00	4,466,361.28	4,035,553.07
4007 CHARGES FOR SERVICES	11,614.23	11,614.23	9	17,850.19	13	20,401.46	15	0.00	138,500.00	118,098.54
TOTAL REVENUES	210,609.57	210,609.57	6	195,817.98	4	451,209.67	10	0.00	4,604,861.28	4,153,651.61
EXPENDITURES										
5001 SALARIES AND WAGES	59,881.01	165,361.90	26	0.00	0	9,522.65	1	0.00	1,210,588.53	1,201,065.88
5003 FRINGE BENEFITS	18,086.73	32,428.88	13	5,748.39	1	14,677.61	3	0.00	429,071.02	414,393.41
5010 COMMODITIES	0.00	1,799.20	19	0.00	0	0.00	0	0.00	7,600.00	7,600.00
5020 SERVICES	138,190.76	319,928.47	11	299,500.70	10	432,097.84	15	0.00	2,903,972.73	2,471,874.89
8000 CAPITAL OUTLAY	0.00	0.00	0	0.00	0	0.00	0	0.00	158,975.00	158,975.00
TOTAL EXPENDITURES	216,158.50	519,518.45	14	305,249.09	6	456,298.10	10	0.00	4,710,207.28	4,253,909.18
OTHER FINANCING SOURCES (USES)										
6001 OTHER FINANCING SOURCES	0.00	0.00	0	0.00	0	0.00	0	0.00	50,000.00	50,000.00
7001 OTHER FINANCING USES	0.00	0.00	0	0.00	0	0.00	0	0.00	-50,000.00	-50,000.00
TOTAL OTHER FINANCING SOURCES (USES)	0.00	0.00		0.00		0.00		0.00	0.00	0.00
NET CHANGE IN FUND BALANCE	5,548.93	308,908.88		109,431.11		5,088.43		0.00	105,346.00	100,257.57



FUND DEPT 2120-060 : HWY IDOT REBUILD GRANT - HIGHWAY

4/11/2022 8:02:19 AM

PERIOD ENDING 3/31/2022

	ACTUAL LAST YEAR			ACTUAL THIS YEAR				ENCUMBRANCE	BUDGET	UNENCUMBERED BALANCE
	CURRENT MONTH	YEAR TO DATE	%	CURRENT MONTH	%	YEAR TO DATE	%			
REVENUES										
4004 INTERGOVERNMENTAL REVENUE	963,058.63	963,058.63	50	962,449.76	50	962,449.76	50	0.00	1,924,900.00	962,450.24
4008 INVESTMENT EARNINGS	0.00	0.00	0	0.00	0	0.00	0	0.00	3,000.00	3,000.00
TOTAL REVENUES	963,058.63	963,058.63	50	962,449.76	50	962,449.76	50	0.00	1,927,900.00	965,450.24
EXPENDITURES										
8000 CAPITAL OUTLAY	0.00	0.00	0	0.00	0	0.00	0	0.00	4,300,000.00	4,300,000.00
TOTAL EXPENDITURES	0.00	0.00	0	0.00	0	0.00	0	0.00	4,300,000.00	4,300,000.00
NET CHANGE IN FUND BALANCE	-963,058.63	-963,058.63		-962,449.76		-962,449.76		0.00	2,372,100.00	3,334,549.76



FUND DEPT 2121-060 : TWP IDOT REBUILD GRANT - HIGHWAY

4/11/2022 8:02:19 AM

PERIOD ENDING 3/31/2022

	ACTUAL LAST YEAR			ACTUAL THIS YEAR				ENCUMBRANCE	BUDGET	UNENCUMBERED BALANCE
	CURRENT MONTH	YEAR TO DATE	%	CURRENT MONTH	%	YEAR TO DATE	%			
REVENUES										
4004 INTERGOVERNMENTAL REVENUE	862,467.37	862,467.37	0	862,467.37	0	862,467.37	0	0.00	0.00	-862,467.37
4008 INVESTMENT EARNINGS	533.20	533.20	0	0.00	0	0.00	0	0.00	0.00	0.00
TOTAL REVENUES	863,000.57	863,000.57	0	862,467.37	0	862,467.37	0	0.00	0.00	-862,467.37
EXPENDITURES										
5020 SERVICES	119,139.29	264,282.56	0	97,420.81	1	115,010.64	1	0.00	15,000,000.00	14,884,989.36
TOTAL EXPENDITURES	119,139.29	264,282.56	0	97,420.81	1	115,010.64	1	0.00	15,000,000.00	14,884,989.36
NET CHANGE IN FUND BALANCE	-743,861.28	-598,718.01		-765,046.56		-747,456.73		0.00	15,000,000.00	15,747,456.73



FUND DEPT 2188-044 : SOCIAL SECURITY FUND - NURSING HOME

4/11/2022 8:02:19 AM

PERIOD ENDING 3/31/2022

	ACTUAL LAST YEAR			ACTUAL THIS YEAR				ENCUMBRANCE	BUDGET	UNENCUMBERED BALANCE
	CURRENT MONTH	YEAR TO DATE	%	CURRENT MONTH	%	YEAR TO DATE	%			
EXPENDITURES										
TOTAL EXPENDITURES	0.00	0.00	0	0.00	0	0.00	0	0.00	0.00	0.00
OTHER FINANCING SOURCES (USES)										
TOTAL OTHER FINANCING SOURCES (USES)	0.00	0.00		0.00		0.00		0.00	0.00	0.00
NET CHANGE IN FUND BALANCE	0.00	0.00		0.00		0.00		0.00	0.00	0.00



FUND DEPT 2188-075 : SOCIAL SECURITY FUND - GENERAL COUNTY

4/11/2022 8:02:19 AM

PERIOD ENDING 3/31/2022

	ACTUAL LAST YEAR			ACTUAL THIS YEAR				ENCUMBRANCE	BUDGET	UNENCUMBERED BALANCE
	CURRENT MONTH	YEAR TO DATE	%	CURRENT MONTH	%	YEAR TO DATE	%			
REVENUES										
4001 PROPERTY TAX	0.00	0.00	0	0.00	0	0.00	0	0.00	1,866,521.00	1,866,521.00
4008 INVESTMENT EARNINGS	52.38	52.38	2	0.00	0	0.00	0	0.00	0.00	0.00
TOTAL REVENUES	52.38	52.38	0	0.00	0	0.00	0	0.00	1,866,521.00	1,866,521.00
EXPENDITURES										
5003 FRINGE BENEFITS	218,411.51	614,772.60	21	0.00	0	425,893.14	13	0.00	3,269,747.00	2,843,853.86
TOTAL EXPENDITURES	218,411.51	614,772.60	21	0.00	0	425,893.14	13	0.00	3,269,747.00	2,843,853.86
OTHER FINANCING SOURCES (USES)										
6001 OTHER FINANCING SOURCES	88,147.65	196,877.01	18	0.00	0	13,143.41	1	0.00	1,403,226.00	1,390,082.59
TOTAL OTHER FINANCING SOURCES (USES)	88,147.65	196,877.01		0.00		13,143.41		0.00	1,403,226.00	1,390,082.59
NET CHANGE IN FUND BALANCE	130,211.48	417,843.21		0.00		412,749.73		0.00	0.00	-412,749.73




FUND DEPT 2474-474 : RPC USDA REVOLVING LOANS - RPC USDA REVOLVING LOANS

4/11/2022 8:02:19 AM

PERIOD ENDING 3/31/2022

	ACTUAL LAST YEAR			ACTUAL THIS YEAR				ENCUMBRANCE	BUDGET	UNENCUMBERED BALANCE
	CURRENT MONTH	YEAR TO DATE	%	CURRENT MONTH	%	YEAR TO DATE	%			
REVENUES										
4008 INVESTMENT EARNINGS	1,086.17	3,705.88	25	3,104.16	21	4,095.53	27	0.00	15,000.00	10,904.47
TOTAL REVENUES	1,086.17	3,705.88	25	3,104.16	21	4,095.53	27	0.00	15,000.00	10,904.47
EXPENDITURES										
5020 SERVICES	0.00	0.00	0	0.00	0	0.00	0	0.00	35,000.00	35,000.00
TOTAL EXPENDITURES	0.00	0.00	0	0.00	0	0.00	0	0.00	35,000.00	35,000.00
OTHER FINANCING SOURCES (USES)										
7001 OTHER FINANCING USES	0.00	0.00	0	0.00	0	0.00	0	0.00	-7,000.00	-7,000.00
TOTAL OTHER FINANCING SOURCES (USES)	0.00	0.00		0.00		0.00		0.00	-7,000.00	-7,000.00
NET CHANGE IN FUND BALANCE	-1,086.17	-3,705.88		-3,104.16		-4,095.53		0.00	27,000.00	31,095.53



FUND DEPT 2475-475 : RPC ECON DEVELOPMNT LOANS - RPC ECON DEVELOPMNT LOANS

4/11/2022 8:02:19 AM

PERIOD ENDING 3/31/2022

	ACTUAL LAST YEAR			ACTUAL THIS YEAR				ENCUMBRANCE	BUDGET	UNENCUMBERED BALANCE
	CURRENT MONTH	YEAR TO DATE	%	CURRENT MONTH	%	YEAR TO DATE	%			
REVENUES										
4008 INVESTMENT EARNINGS	1,197.07	32,998.33	37	49,736.10	45	49,736.10	45	0.00	110,500.00	60,763.90
TOTAL REVENUES	1,197.07	32,998.33	10	49,736.10	45	49,736.10	45	0.00	110,500.00	60,763.90
EXPENDITURES										
5020 SERVICES	0.00	0.00	0	0.00	0	0.00	0	0.00	155,000.00	155,000.00
TOTAL EXPENDITURES	0.00	0.00	0	0.00	0	0.00	0	0.00	155,000.00	155,000.00
OTHER FINANCING SOURCES (USES)										
6001 OTHER FINANCING SOURCES	0.00	0.00	0	0.00	0	0.00	0	0.00	500,000.00	500,000.00
7001 OTHER FINANCING USES	-3,607.27	-6,858.97	7	-1,181.86	2	-1,181.86	2	0.00	-78,500.00	-77,318.14
TOTAL OTHER FINANCING SOURCES (USES)	-3,607.27	-6,858.97		-1,181.86		-1,181.86		0.00	421,500.00	422,681.86
NET CHANGE IN FUND BALANCE	2,410.20	-26,139.36		-48,554.24		-48,554.24		0.00	-377,000.00	-328,445.76



FUND DEPT 2610-026 : WORKING CASH FUND - COUNTY TREASURER

4/11/2022 8:02:19 AM

PERIOD ENDING 3/31/2022

	ACTUAL LAST YEAR			ACTUAL THIS YEAR				ENCUMBRANCE	BUDGET	UNENCUMBERED BALANCE
	CURRENT MONTH	YEAR TO DATE	%	CURRENT MONTH	%	YEAR TO DATE	%			
REVENUES										
4008 INVESTMENT EARNINGS	36.95	36.95	0	0.00	0	0.00	0	0.00	7,000.00	7,000.00
TOTAL REVENUES	36.95	36.95	0	0.00	0	0.00	0	0.00	7,000.00	7,000.00
OTHER FINANCING SOURCES (USES)										
7001 OTHER FINANCING USES	0.00	0.00	0	0.00	0	0.00	0	0.00	-7,000.00	-7,000.00
TOTAL OTHER FINANCING SOURCES (USES)	0.00	0.00		0.00		0.00		0.00	-7,000.00	-7,000.00
NET CHANGE IN FUND BALANCE	-36.95	-36.95		0.00		0.00		0.00	0.00	0.00



FUND DEPT 2611-022 : COUNTY CLK SURCHARGE FUND - COUNTY CLERK

4/11/2022 8:02:19 AM

PERIOD ENDING 3/31/2022

	ACTUAL LAST YEAR			ACTUAL THIS YEAR				ENCUMBRANCE	BUDGET	UNENCUMBERED BALANCE
	CURRENT MONTH	YEAR TO DATE	%	CURRENT MONTH	%	YEAR TO DATE	%			
REVENUES										
4007 CHARGES FOR SERVICES	773.00	1,459.00	12	995.00	8	1,746.00	15	0.00	12,000.00	10,254.00
TOTAL REVENUES	773.00	1,459.00	12	995.00	8	1,746.00	15	0.00	12,000.00	10,254.00
EXPENDITURES										
5020 SERVICES	1,459.00	1,459.00	12	995.00	8	1,746.00	15	0.00	12,000.00	10,254.00
TOTAL EXPENDITURES	1,459.00	1,459.00	12	995.00	8	1,746.00	15	0.00	12,000.00	10,254.00
NET CHANGE IN FUND BALANCE	686.00	0.00		0.00		0.00		0.00	0.00	0.00



FUND DEPT 2612-040 : SHERIFF DRUG FORFEITURES - SHERIFF

4/11/2022 8:02:19 AM

PERIOD ENDING 3/31/2022

	ACTUAL LAST YEAR			ACTUAL THIS YEAR				ENCUMBRANCE	BUDGET	UNENCUMBERED BALANCE
	CURRENT MONTH	YEAR TO DATE	%	CURRENT MONTH	%	YEAR TO DATE	%			
REVENUES										
4005 FINES AND FORFEITURES	0.00	0.00	0	0.00	0	0.00	0	0.00	10,000.00	10,000.00
4008 INVESTMENT EARNINGS	10.74	10.74	1	0.00	0	0.00	0	0.00	50.00	50.00
TOTAL REVENUES	10.74	10.74	0	0.00	0	0.00	0	0.00	10,050.00	10,050.00
EXPENDITURES										
5010 COMMODITIES	451.14	1,398.83	17	387.20	5	775.79	10	0.00	8,000.00	7,224.21
5020 SERVICES	89.50	179.00	1	89.24	0	296.81	2	0.00	18,000.00	17,703.19
TOTAL EXPENDITURES	540.64	1,577.83	6	476.44	2	1,072.60	4	0.00	26,000.00	24,927.40
OTHER FINANCING SOURCES (USES)										
TOTAL OTHER FINANCING SOURCES (USES)	0.00	0.00		0.00		0.00		0.00	0.00	0.00
NET CHANGE IN FUND BALANCE	529.90	1,567.09		476.44		1,072.60		0.00	15,950.00	14,877.40



FUND DEPT 2613-030 : COURT'S AUTOMATION FUND - CIRCUIT CLERK

4/11/2022 8:02:19 AM

PERIOD ENDING 3/31/2022

	ACTUAL LAST YEAR			ACTUAL THIS YEAR				ENCUMBRANCE	BUDGET	UNENCUMBERED BALANCE
	CURRENT MONTH	YEAR TO DATE	%	CURRENT MONTH	%	YEAR TO DATE	%			
REVENUES										
4007 CHARGES FOR SERVICES	16,815.83	36,470.03	15	0.00	0	0.00	0	0.00	225,190.00	225,190.00
4008 INVESTMENT EARNINGS	9.89	9.89	1	0.00	0	0.00	0	0.00	0.00	0.00
TOTAL REVENUES	16,825.72	36,479.92	15	0.00	0	0.00	0	0.00	225,190.00	225,190.00
EXPENDITURES										
5010 COMMODITIES	4,726.35	4,726.35	12	0.00	0	0.00	0	0.00	11,925.00	11,925.00
5020 SERVICES	6,005.68	98,435.85	39	23,562.65	10	116,031.43	49	-18,095.03	234,879.00	118,847.57
TOTAL EXPENDITURES	10,732.03	103,162.20	35	23,562.65	10	116,031.43	47	-18,095.03	246,804.00	130,772.57
OTHER FINANCING SOURCES (USES)										
TOTAL OTHER FINANCING SOURCES (USES)	0.00	0.00		0.00		0.00		0.00	0.00	0.00
NET CHANGE IN FUND BALANCE	-6,093.69	66,682.28		23,562.65		116,031.43		-18,095.03	21,614.00	-94,417.43



FUND DEPT 2614-023 : RECORDER'S AUTOMATION FND - RECORDER

4/11/2022 8:02:19 AM

PERIOD ENDING 3/31/2022

	ACTUAL LAST YEAR			ACTUAL THIS YEAR				ENCUMBRANCE	BUDGET	UNENCUMBERED BALANCE
	CURRENT MONTH	YEAR TO DATE	%	CURRENT MONTH	%	YEAR TO DATE	%			
REVENUES										
4007 CHARGES FOR SERVICES	18,009.27	32,847.17	19	26,454.55	15	26,454.55	15	0.00	180,000.00	153,545.45
4008 INVESTMENT EARNINGS	41.36	41.36	1	0.00	0	0.00	0	0.00	5,000.00	5,000.00
TOTAL REVENUES	18,050.63	32,888.53	18	26,454.55	14	26,454.55	14	0.00	185,000.00	158,545.45
EXPENDITURES										
5001 SALARIES AND WAGES	4,774.11	15,120.41	16	0.00	0	240.16	1	0.00	25,611.00	25,370.84
5003 FRINGE BENEFITS	190.87	435.13	11	5.70	0	126.29	3	0.00	3,783.00	3,656.71
5010 COMMODITIES	100.20	222.45	2	2,361.00	13	3,493.56	20	0.00	17,500.00	14,006.44
5020 SERVICES	3,220.20	15,170.28	21	11,524.40	16	14,024.40	20	-5,744.39	70,600.00	56,575.60
8000 CAPITAL OUTLAY	0.00	55,600.00	100	0.00	0	61,600.00	100	0.00	61,600.00	0.00
TOTAL EXPENDITURES	8,285.38	86,548.27	36	13,891.10	8	79,484.41	44	-5,744.39	179,094.00	99,609.59
NET CHANGE IN FUND BALANCE	-9,765.25	53,659.74		-12,563.45		53,029.86		-5,744.39	-5,906.00	-58,935.86



FUND DEPT 2615-036 : PUBLIC DEFENDER AUTOMATN - PUBLIC DEFENDER

4/11/2022 8:02:19 AM

PERIOD ENDING 3/31/2022

	ACTUAL LAST YEAR			ACTUAL THIS YEAR				ENCUMBRANCE	BUDGET	UNENCUMBERED BALANCE
	CURRENT MONTH	YEAR TO DATE	%	CURRENT MONTH	%	YEAR TO DATE	%			
REVENUES										
4007 CHARGES FOR SERVICES	46.00	87.00	22	0.00	0	0.00	0	0.00	650.00	650.00
TOTAL REVENUES	46.00	87.00	22	0.00	0	0.00	0	0.00	650.00	650.00
EXPENDITURES										
TOTAL EXPENDITURES	0.00	0.00	0	0.00	0	0.00	0	0.00	0.00	0.00
NET CHANGE IN FUND BALANCE	-46.00	-87.00		0.00		0.00		0.00	-650.00	-650.00



FUND DEPT 2617-030 : CHILD SUPPORT SERV FUND - CIRCUIT CLERK

4/11/2022 8:02:19 AM

PERIOD ENDING 3/31/2022

	ACTUAL LAST YEAR			ACTUAL THIS YEAR				ENCUMBRANCE	BUDGET	UNENCUMBERED BALANCE
	CURRENT MONTH	YEAR TO DATE	%	CURRENT MONTH	%	YEAR TO DATE	%			
REVENUES										
4007 CHARGES FOR SERVICES	3,011.00	7,401.00	45	0.00	0	0.00	0	0.00	18,102.00	18,102.00
4008 INVESTMENT EARNINGS	5.67	5.67	0	0.00	0	0.00	0	0.00	0.00	0.00
TOTAL REVENUES	3,016.67	7,406.67	45	0.00	0	0.00	0	0.00	18,102.00	18,102.00
EXPENDITURES										
5001 SALARIES AND WAGES	2,689.59	7,535.35	21	0.00	0	0.00	0	0.00	0.00	0.00
5010 COMMODITIES	0.00	0.00	0	0.00	0	0.00	0	0.00	4,500.00	4,500.00
5020 SERVICES	0.00	0.00	0	0.00	0	2,500.00	19	0.00	13,425.00	10,925.00
TOTAL EXPENDITURES	2,689.59	7,535.35	21	0.00	0	2,500.00	14	0.00	17,925.00	15,425.00
OTHER FINANCING SOURCES (USES)										
TOTAL OTHER FINANCING SOURCES (USES)	0.00	0.00		0.00		0.00		0.00	0.00	0.00
NET CHANGE IN FUND BALANCE	-327.08	128.68		0.00		2,500.00		0.00	-177.00	-2,677.00




FUND DEPT 2618-051 : PROBATION SERVICES FUND - JUVENILE DETENTION CENTER

4/11/2022 8:02:19 AM

PERIOD ENDING 3/31/2022

	ACTUAL LAST YEAR			ACTUAL THIS YEAR				ENCUMBRANCE	BUDGET	UNENCUMBERED BALANCE
	CURRENT MONTH	YEAR TO DATE	%	CURRENT MONTH	%	YEAR TO DATE	%			
REVENUES										
4007 CHARGES FOR SERVICES	3,469.71	7,034.23	17	0.00	0	0.00	0	0.00	45,000.00	45,000.00
TOTAL REVENUES	3,469.71	7,034.23	17	0.00	0	0.00	0	0.00	45,000.00	45,000.00
EXPENDITURES										
5010 COMMODITIES	1,101.05	1,101.05	50	0.00	0	0.00	0	0.00	0.00	0.00
5020 SERVICES	0.00	0.00	0	-95.00	0	0.00	0	0.00	50,000.00	50,000.00
TOTAL EXPENDITURES	1,101.05	1,101.05	2	-95.00	0	0.00	0	0.00	50,000.00	50,000.00
OTHER FINANCING SOURCES (USES)										
TOTAL OTHER FINANCING SOURCES (USES)	0.00	0.00		0.00		0.00		0.00	0.00	0.00
NET CHANGE IN FUND BALANCE	-2,368.66	-5,933.18		-95.00		0.00		0.00	5,000.00	5,000.00



FUND DEPT 2618-052 : PROBATION SERVICES FUND - COURT SERVICES -PROBATION

4/11/2022 8:02:19 AM

PERIOD ENDING 3/31/2022

	ACTUAL LAST YEAR			ACTUAL THIS YEAR				ENCUMBRANCE	BUDGET	UNENCUMBERED BALANCE
	CURRENT MONTH	YEAR TO DATE	%	CURRENT MONTH	%	YEAR TO DATE	%			
REVENUES										
4007 CHARGES FOR SERVICES	26,897.22	61,197.56	15	0.00	0	0.00	0	0.00	375,000.00	375,000.00
4008 INVESTMENT EARNINGS	149.60	149.60	1	0.00	0	0.00	0	0.00	750.00	750.00
4009 MISCELLANEOUS REVENUES	0.00	90.00	1	0.00	0	0.00	0	0.00	10,500.00	10,500.00
TOTAL REVENUES	27,046.82	61,437.16	15	0.00	0	0.00	0	0.00	386,250.00	386,250.00
EXPENDITURES										
5010 COMMODITIES	4,652.05	9,944.31	12	6,914.01	8	7,649.91	9	0.00	84,750.00	77,100.09
5020 SERVICES	7,141.92	19,631.39	7	6,247.05	2	13,861.14	5	0.00	292,750.00	278,888.86
8000 CAPITAL OUTLAY	0.00	0.00	0	0.00	0	0.00	0	0.00	36,500.00	36,500.00
TOTAL EXPENDITURES	11,793.97	29,575.70	7	13,161.06	3	21,511.05	5	0.00	414,000.00	392,488.95
OTHER FINANCING SOURCES (USES)										
7001 OTHER FINANCING USES	0.00	0.00	0	0.00	0	0.00	0	0.00	-10,000.00	-10,000.00
TOTAL OTHER FINANCING SOURCES (USES)	0.00	0.00		0.00		0.00		0.00	-10,000.00	-10,000.00
NET CHANGE IN FUND BALANCE	-15,252.85	-31,861.46		13,161.06		21,511.05		0.00	37,750.00	16,238.95



FUND DEPT 2619-026 : TAX SALE AUTOMATION FUND - COUNTY TREASURER

4/11/2022 8:02:19 AM

PERIOD ENDING 3/31/2022

	ACTUAL LAST YEAR			ACTUAL THIS YEAR				ENCUMBRANCE	BUDGET	UNENCUMBERED BALANCE
	CURRENT MONTH	YEAR TO DATE	%	CURRENT MONTH	%	YEAR TO DATE	%			
REVENUES										
4007 CHARGES FOR SERVICES	348.00	1,370.00	5	3,511.50	18	3,511.50	18	0.00	20,000.00	16,488.50
4008 INVESTMENT EARNINGS	0.72	0.72	1	0.00	0	0.00	0	0.00	200.00	200.00
TOTAL REVENUES	348.72	1,370.72	5	3,511.50	17	3,511.50	17	0.00	20,200.00	16,688.50
EXPENDITURES										
5001 SALARIES AND WAGES	0.00	0.00	0	0.00	0	0.00	0	0.00	7,500.00	7,500.00
5003 FRINGE BENEFITS	0.00	0.00	0	0.00	0	0.00	0	0.00	824.00	824.00
5010 COMMODITIES	0.00	0.00	0	0.00	0	0.00	0	0.00	1,100.00	1,100.00
5020 SERVICES	0.00	0.00	0	0.00	0	0.00	0	0.00	2,000.00	2,000.00
TOTAL EXPENDITURES	0.00	0.00	0	0.00	0	0.00	0	0.00	11,424.00	11,424.00
NET CHANGE IN FUND BALANCE	-348.72	-1,370.72		-3,511.50		-3,511.50		0.00	-8,776.00	-5,264.50



FUND DEPT 2621-041 : STS ATTY DRUG FORFEITURES - STATES ATTORNEY

4/11/2022 8:02:19 AM

PERIOD ENDING 3/31/2022

	ACTUAL LAST YEAR			ACTUAL THIS YEAR				ENCUMBRANCE	BUDGET	UNENCUMBERED BALANCE
	CURRENT MONTH	YEAR TO DATE	%	CURRENT MONTH	%	YEAR TO DATE	%			
REVENUES										
4005 FINES AND FORFEITURES	132.25	28,363.43	118	863.25	4	28,682.14	120	0.00	24,000.00	-4,682.14
4008 INVESTMENT EARNINGS	16.17	16.17	46	0.00	0	0.00	0	0.00	0.00	0.00
TOTAL REVENUES	148.42	28,379.60	118	863.25	4	28,682.14	120	0.00	24,000.00	-4,682.14
EXPENDITURES										
5010 COMMODITIES	674.61	992.97	2	309.18	1	2,533.75	4	0.00	60,000.00	57,466.25
5020 SERVICES	0.00	0.00	0	0.00	0	0.00	0	0.00	44,175.00	44,175.00
TOTAL EXPENDITURES	674.61	992.97	1	309.18	0	2,533.75	2	0.00	104,175.00	101,641.25
OTHER FINANCING SOURCES (USES)										
TOTAL OTHER FINANCING SOURCES (USES)	0.00	0.00		0.00		0.00		0.00	0.00	0.00
NET CHANGE IN FUND BALANCE	526.19	-27,386.63		-554.07		-26,148.39		0.00	80,175.00	106,323.39



FUND DEPT 2627-026 : PROPERTY TAX INT FEE FUND - COUNTY TREASURER

4/11/2022 8:02:19 AM

PERIOD ENDING 3/31/2022

	ACTUAL LAST YEAR			ACTUAL THIS YEAR				ENCUMBRANCE	BUDGET	UNENCUMBERED BALANCE
	CURRENT MONTH	YEAR TO DATE	%	CURRENT MONTH	%	YEAR TO DATE	%			
REVENUES										
4007 CHARGES FOR SERVICES	60.00	120.00	0	0.00	0	0.00	0	0.00	55,000.00	55,000.00
4008 INVESTMENT EARNINGS	12.93	12.93	1	0.00	0	0.00	0	0.00	2,000.00	2,000.00
TOTAL REVENUES	72.93	132.93	0	0.00	0	0.00	0	0.00	57,000.00	57,000.00
OTHER FINANCING SOURCES (USES)										
7001 OTHER FINANCING USES	0.00	0.00	0	0.00	0	0.00	0	0.00	-57,000.00	-57,000.00
TOTAL OTHER FINANCING SOURCES (USES)	0.00	0.00		0.00		0.00		0.00	-57,000.00	-57,000.00
NET CHANGE IN FUND BALANCE	-72.93	-132.93		0.00		0.00		0.00	0.00	0.00



FUND DEPT 2628-022 : ELECTN ASSIST/ACCESSIBLTY - COUNTY CLERK

4/11/2022 8:02:19 AM

PERIOD ENDING 3/31/2022

	ACTUAL LAST YEAR			ACTUAL THIS YEAR				ENCUMBRANCE	BUDGET	UNENCUMBERED BALANCE
	CURRENT MONTH	YEAR TO DATE	%	CURRENT MONTH	%	YEAR TO DATE	%			
REVENUES										
4004 INTERGOVERNMENTAL REVENUE	6,356.99	6,356.99	3	0.00	0	0.00	0	0.00	221,768.00	221,768.00
TOTAL REVENUES	6,356.99	6,356.99	3	0.00	0	0.00	0	0.00	221,768.00	221,768.00
EXPENDITURES										
5001 SALARIES AND WAGES	0.00	0.00	0	0.00	0	0.00	0	0.00	35,000.00	35,000.00
5003 FRINGE BENEFITS	0.00	0.00	0	0.00	0	0.00	0	0.00	2,850.00	2,850.00
5010 COMMODITIES	1,157.28	21,638.78	61	0.00	0	0.00	0	0.00	50,800.00	50,800.00
5020 SERVICES	10,420.75	13,350.91	12	5,044.35	4	5,576.55	4	0.00	133,118.00	127,541.45
TOTAL EXPENDITURES	11,578.03	34,989.69	18	5,044.35	2	5,576.55	3	0.00	221,768.00	216,191.45
OTHER FINANCING SOURCES (USES)										
TOTAL OTHER FINANCING SOURCES (USES)	0.00	0.00		0.00		0.00		0.00	0.00	0.00
NET CHANGE IN FUND BALANCE	5,221.04	28,632.70		5,044.35		5,576.55		0.00	0.00	-5,576.55



FUND DEPT 2629-010 : COUNTY HISTORICAL FUND - COUNTY BOARD

4/11/2022 8:02:19 AM

PERIOD ENDING 3/31/2022

	ACTUAL LAST YEAR			ACTUAL THIS YEAR				ENCUMBRANCE	BUDGET	UNENCUMBERED BALANCE
	CURRENT MONTH	YEAR TO DATE	%	CURRENT MONTH	%	YEAR TO DATE	%			
REVENUES										
4008 INVESTMENT EARNINGS	0.87	0.87	1	0.00	0	0.00	0	0.00	10.00	10.00
TOTAL REVENUES	0.87	0.87	1	0.00	0	0.00	0	0.00	10.00	10.00
NET CHANGE IN FUND BALANCE	-0.87	-0.87		0.00		0.00		0.00	-10.00	-10.00



FUND DEPT 2630-030 : CIR CLK OPERATION & ADMIN - CIRCUIT CLERK

4/11/2022 8:02:19 AM

PERIOD ENDING 3/31/2022

	ACTUAL LAST YEAR			ACTUAL THIS YEAR				ENCUMBRANCE	BUDGET	UNENCUMBERED BALANCE
	CURRENT MONTH	YEAR TO DATE	%	CURRENT MONTH	%	YEAR TO DATE	%			
REVENUES										
4007 CHARGES FOR SERVICES	17,617.11	39,927.13	16	0.00	0	0.00	0	0.00	265,824.00	265,824.00
4008 INVESTMENT EARNINGS	3.52	3.52	0	0.00	0	0.00	0	0.00	0.00	0.00
4009 MISCELLANEOUS REVENUES	0.00	7,383.34	0	0.00	0	0.00	0	0.00	0.00	0.00
TOTAL REVENUES	17,620.63	47,313.99	19	0.00	0	0.00	0	0.00	265,824.00	265,824.00
EXPENDITURES										
5001 SALARIES AND WAGES	8,229.00	23,041.20	13	0.00	0	2,057.25	2	0.00	106,978.00	104,920.75
5003 FRINGE BENEFITS	2,771.03	5,103.04	18	878.62	3	2,530.09	10	0.00	26,154.00	23,623.91
5010 COMMODITIES	2,218.10	2,875.12	7	8,659.00	11	10,782.13	13	-8,618.92	82,218.00	71,435.87
5020 SERVICES	272.19	584.39	5	0.00	0	366.96	0	0.00	74,500.00	74,133.04
TOTAL EXPENDITURES	13,490.32	31,603.75	12	9,537.62	3	15,736.43	5	-8,618.92	289,850.00	274,113.57
OTHER FINANCING SOURCES (USES)										
TOTAL OTHER FINANCING SOURCES (USES)	0.00	0.00		0.00		0.00		0.00	0.00	0.00
NET CHANGE IN FUND BALANCE	-4,130.31	-15,710.24		9,537.62		15,736.43		-8,618.92	24,026.00	8,289.57



FUND DEPT 2632-030 : CIR CLK ELCTRNC CITATIONS - CIRCUIT CLERK

4/11/2022 8:02:19 AM

PERIOD ENDING 3/31/2022

	ACTUAL LAST YEAR			ACTUAL THIS YEAR				ENCUMBRANCE	BUDGET	UNENCUMBERED BALANCE
	CURRENT MONTH	YEAR TO DATE	%	CURRENT MONTH	%	YEAR TO DATE	%			
REVENUES										
4007 CHARGES FOR SERVICES	4,150.69	9,455.69	19	0.00	0	0.00	0	0.00	54,906.00	54,906.00
4008 INVESTMENT EARNINGS	16.75	16.75	5	0.00	0	0.00	0	0.00	0.00	0.00
TOTAL REVENUES	4,167.44	9,472.44	19	0.00	0	0.00	0	0.00	54,906.00	54,906.00
EXPENDITURES										
5020 SERVICES	0.00	0.00	0	0.00	0	0.00	0	0.00	30,000.00	30,000.00
8000 CAPITAL OUTLAY	0.00	0.00	0	0.00	0	0.00	0	0.00	20,000.00	20,000.00
TOTAL EXPENDITURES	0.00	0.00	0	0.00	0	0.00	0	0.00	50,000.00	50,000.00
NET CHANGE IN FUND BALANCE	-4,167.44	-9,472.44		0.00		0.00		0.00	-4,906.00	-4,906.00



FUND DEPT 2633-041 : STS ATTY RECORDS AUTOMATN - STATES ATTORNEY

4/11/2022 8:02:19 AM

PERIOD ENDING 3/31/2022

	ACTUAL LAST YEAR			ACTUAL THIS YEAR				ENCUMBRANCE	BUDGET	UNENCUMBERED BALANCE
	CURRENT MONTH	YEAR TO DATE	%	CURRENT MONTH	%	YEAR TO DATE	%			
REVENUES										
4007 CHARGES FOR SERVICES	381.22	825.72	17	0.00	0	0.00	0	0.00	5,000.00	5,000.00
4008 INVESTMENT EARNINGS	0.73	0.73	2	0.00	0	0.00	0	0.00	30.00	30.00
TOTAL REVENUES	381.95	826.45	16	0.00	0	0.00	0	0.00	5,030.00	5,030.00
EXPENDITURES										
5020 SERVICES	0.00	0.00	0	0.00	0	0.00	0	0.00	5,000.00	5,000.00
TOTAL EXPENDITURES	0.00	0.00	0	0.00	0	0.00	0	0.00	5,000.00	5,000.00
NET CHANGE IN FUND BALANCE	-381.95	-826.45		0.00		0.00		0.00	-30.00	-30.00



FUND DEPT 2635-040 : CANNABIS REGULATION FUND - SHERIFF

4/11/2022 8:02:19 AM

PERIOD ENDING 3/31/2022

	ACTUAL LAST YEAR			ACTUAL THIS YEAR				ENCUMBRANCE	BUDGET	UNENCUMBERED BALANCE
	CURRENT MONTH	YEAR TO DATE	%	CURRENT MONTH	%	YEAR TO DATE	%			
REVENUES										
4004 INTERGOVERNMENTAL REVENUE	2,830.79	2,830.79	10	0.00	0	0.00	0	0.00	48,000.00	48,000.00
TOTAL REVENUES	2,830.79	2,830.79	10	0.00	0	0.00	0	0.00	48,000.00	48,000.00
EXPENDITURES										
5010 COMMODITIES	0.00	0.00	0	0.00	0	0.00	0	0.00	15,000.00	15,000.00
5020 SERVICES	0.00	0.00	0	0.00	0	0.00	0	0.00	33,000.00	33,000.00
TOTAL EXPENDITURES	0.00	0.00	0	0.00	0	0.00	0	0.00	48,000.00	48,000.00
NET CHANGE IN FUND BALANCE	-2,830.79	-2,830.79		0.00		0.00		0.00	0.00	0.00



FUND DEPT 2638-042 : CORONER STATUTORY FEES - CORONER

4/11/2022 8:02:19 AM

PERIOD ENDING 3/31/2022

	ACTUAL LAST YEAR			ACTUAL THIS YEAR				ENCUMBRANCE	BUDGET	UNENCUMBERED BALANCE
	CURRENT MONTH	YEAR TO DATE	%	CURRENT MONTH	%	YEAR TO DATE	%			
REVENUES										
4007 CHARGES FOR SERVICES	6,135.00	11,770.00	22	7,088.83	11	15,859.66	26	0.00	62,000.00	46,140.34
TOTAL REVENUES	6,135.00	11,770.00	22	7,088.83	11	15,859.66	26	0.00	62,000.00	46,140.34
EXPENDITURES										
5010 COMMODITIES	996.89	2,015.20	10	1,220.63	6	2,072.32	10	0.00	21,666.00	19,593.68
5020 SERVICES	958.51	2,761.21	26	1,394.07	9	3,881.90	26	0.00	14,686.00	10,804.10
TOTAL EXPENDITURES	1,955.40	4,776.41	15	2,614.70	7	5,954.22	16	0.00	36,352.00	30,397.78
NET CHANGE IN FUND BALANCE	-4,179.60	-6,993.59		-4,474.13		-9,905.44		0.00	-25,648.00	-15,742.56



FUND DEPT 2638-140 : CORONER STATUTORY FEES - CORRECTIONAL CENTER

4/11/2022 8:02:19 AM

PERIOD ENDING 3/31/2022

	ACTUAL LAST YEAR			ACTUAL THIS YEAR				ENCUMBRANCE	BUDGET	UNENCUMBERED BALANCE
	CURRENT MONTH	YEAR TO DATE	%	CURRENT MONTH	%	YEAR TO DATE	%			
EXPENDITURES										
TOTAL EXPENDITURES	0.00	0.00	0	0.00	0	0.00	0	0.00	0.00	0.00
NET CHANGE IN FUND BALANCE	0.00	0.00		0.00		0.00		0.00	0.00	0.00



FUND DEPT 2658-140 : JAIL COMMISSARY - CORRECTIONAL CENTER

4/11/2022 8:02:19 AM

PERIOD ENDING 3/31/2022

	ACTUAL LAST YEAR			ACTUAL THIS YEAR				ENCUMBRANCE	BUDGET	UNENCUMBERED BALANCE
	CURRENT MONTH	YEAR TO DATE	%	CURRENT MONTH	%	YEAR TO DATE	%			
REVENUES										
4008 INVESTMENT EARNINGS	46.95	46.95	1	0.00	0	0.00	0	0.00	1,000.00	1,000.00
4009 MISCELLANEOUS REVENUES	7,671.68	13,353.93	22	0.00	0	0.00	0	0.00	100,800.00	100,800.00
TOTAL REVENUES	7,718.63	13,400.88	20	0.00	0	0.00	0	0.00	101,800.00	101,800.00
EXPENDITURES										
5010 COMMODITIES	0.00	0.00	0	0.00	0	0.00	0	0.00	47,000.00	47,000.00
5020 SERVICES	1,673.90	2,314.81	1	761.20	0	1,415.00	1	0.00	208,000.00	206,585.00
8000 CAPITAL OUTLAY	0.00	0.00	0	0.00	0	0.00	0	0.00	45,000.00	45,000.00
TOTAL EXPENDITURES	1,673.90	2,314.81	1	761.20	0	1,415.00	0	0.00	300,000.00	298,585.00
NET CHANGE IN FUND BALANCE	-6,044.73	-11,086.07		761.20		1,415.00		0.00	198,200.00	196,785.00



FUND DEPT 2659-140 : COUNTY JAIL MEDICAL COSTS - CORRECTIONAL CENTER

4/11/2022 8:02:19 AM

PERIOD ENDING 3/31/2022

	ACTUAL LAST YEAR			ACTUAL THIS YEAR				ENCUMBRANCE	BUDGET	UNENCUMBERED BALANCE
	CURRENT MONTH	YEAR TO DATE	%	CURRENT MONTH	%	YEAR TO DATE	%			
REVENUES										
4007 CHARGES FOR SERVICES	935.28	2,061.78	9	0.00	0	0.00	0	0.00	24,000.00	24,000.00
4008 INVESTMENT EARNINGS	1.18	1.18	1	0.00	0	0.00	0	0.00	100.00	100.00
TOTAL REVENUES	936.46	2,062.96	9	0.00	0	0.00	0	0.00	24,100.00	24,100.00
OTHER FINANCING SOURCES (USES)										
7001 OTHER FINANCING USES	0.00	0.00	0	0.00	0	0.00	0	0.00	-24,100.00	-24,100.00
TOTAL OTHER FINANCING SOURCES (USES)	0.00	0.00		0.00		0.00		0.00	-24,100.00	-24,100.00
NET CHANGE IN FUND BALANCE	-936.46	-2,062.96		0.00		0.00		0.00	0.00	0.00



FUND DEPT 2670-022 : COUNTY CLK AUTOMATION FND - COUNTY CLERK

4/11/2022 8:02:19 AM

PERIOD ENDING 3/31/2022

	ACTUAL LAST YEAR			ACTUAL THIS YEAR				ENCUMBRANCE	BUDGET	UNENCUMBERED BALANCE
	CURRENT MONTH	YEAR TO DATE	%	CURRENT MONTH	%	YEAR TO DATE	%			
REVENUES										
4007 CHARGES FOR SERVICES	1,240.00	2,518.00	13	1,382.00	6	2,658.00	11	0.00	25,000.00	22,342.00
4008 INVESTMENT EARNINGS	2.27	2.27	1	0.00	0	0.00	0	0.00	200.00	200.00
4009 MISCELLANEOUS REVENUES	643.95	1,140.55	29	538.00	13	7,920.85	198	0.00	4,000.00	-3,920.85
TOTAL REVENUES	1,886.22	3,660.82	15	1,920.00	7	10,578.85	36	0.00	29,200.00	18,621.15
EXPENDITURES										
5010 COMMODITIES	524.70	1,143.35	7	6,837.35	54	7,389.25	58	0.00	12,700.00	5,310.75
5020 SERVICES	2,893.10	2,893.10	25	9,264.68	56	9,264.68	56	-9,264.68	16,500.00	7,235.32
TOTAL EXPENDITURES	3,417.80	4,036.45	15	16,102.03	55	16,653.93	57	-9,264.68	29,200.00	12,546.07
NET CHANGE IN FUND BALANCE	1,531.58	375.63		14,182.03		6,075.08		-9,264.68	0.00	-6,075.08



FUND DEPT 2671-030 : COURT DOCUMENT STORAGE FD - CIRCUIT CLERK

4/11/2022 8:02:19 AM

PERIOD ENDING 3/31/2022

	ACTUAL LAST YEAR			ACTUAL THIS YEAR				ENCUMBRANCE	BUDGET	UNENCUMBERED BALANCE
	CURRENT MONTH	YEAR TO DATE	%	CURRENT MONTH	%	YEAR TO DATE	%			
REVENUES										
4007 CHARGES FOR SERVICES	16,687.06	36,241.83	12	0.00	0	0.00	0	0.00	222,634.00	222,634.00
4008 INVESTMENT EARNINGS	6.85	6.85	0	0.00	0	0.00	0	0.00	0.00	0.00
TOTAL REVENUES	16,693.91	36,248.68	12	0.00	0	0.00	0	0.00	222,634.00	222,634.00
EXPENDITURES										
5001 SALARIES AND WAGES	8,820.38	24,696.66	21	0.00	0	1,627.15	2	0.00	85,064.00	83,436.85
5003 FRINGE BENEFITS	6,152.18	10,207.12	19	903.87	3	2,389.67	7	0.00	35,198.00	32,808.33
5010 COMMODITIES	96.10	96.10	0	0.00	0	11,055.36	27	0.00	41,700.00	30,644.64
5020 SERVICES	16,179.10	18,260.97	22	450.00	1	675.00	1	0.00	54,305.00	53,630.00
8000 CAPITAL OUTLAY	5,640.00	5,640.00	100	0.00	0	0.00	0	0.00	5,640.00	5,640.00
TOTAL EXPENDITURES	36,887.76	58,900.85	19	1,353.87	1	15,747.18	7	0.00	221,907.00	206,159.82
OTHER FINANCING SOURCES (USES)										
TOTAL OTHER FINANCING SOURCES (USES)	0.00	0.00		0.00		0.00		0.00	0.00	0.00
NET CHANGE IN FUND BALANCE	20,193.85	22,652.17		1,353.87		15,747.18		0.00	-727.00	-16,474.18



FUND DEPT 2675-041 : VICTIM ADVOCACY GRT-ICJIA - STATES ATTORNEY

4/11/2022 8:02:19 AM

PERIOD ENDING 3/31/2022

	ACTUAL LAST YEAR			ACTUAL THIS YEAR				ENCUMBRANCE	BUDGET	UNENCUMBERED BALANCE
	CURRENT MONTH	YEAR TO DATE	%	CURRENT MONTH	%	YEAR TO DATE	%			
REVENUES										
TOTAL REVENUES	0.00	0.00	0	0.00	0	0.00	0	0.00	0.00	0.00
EXPENDITURES										
TOTAL EXPENDITURES	0.00	0.00	0	0.00	0	0.00	0	0.00	0.00	0.00
OTHER FINANCING SOURCES (USES)										
TOTAL OTHER FINANCING SOURCES (USES)	0.00	0.00		0.00		0.00		0.00	0.00	0.00
NET CHANGE IN FUND BALANCE	0.00	0.00		0.00		0.00		0.00	0.00	0.00



FUND DEPT 2676-011 : SOLID WASTE MANAGEMENT - SOLID WASTE MGMT

4/11/2022 8:02:19 AM

PERIOD ENDING 3/31/2022

	ACTUAL LAST YEAR			ACTUAL THIS YEAR				ENCUMBRANCE	BUDGET	UNENCUMBERED BALANCE
	CURRENT MONTH	YEAR TO DATE	%	CURRENT MONTH	%	YEAR TO DATE	%			
REVENUES										
4004 INTERGOVERNMENTAL REVENUE	10,288.94	10,288.94	44	530.00	2	530.00	2	0.00	25,200.00	24,670.00
4006 LICENSES AND PERMITS	0.00	2,170.00	44	140.00	3	2,485.00	57	0.00	4,375.00	1,890.00
4008 INVESTMENT EARNINGS	2.52	2.52	3	0.00	0	0.00	0	0.00	25.00	25.00
4009 MISCELLANEOUS REVENUES	0.00	0.00	0	0.00	0	0.00	0	0.00	5,000.00	5,000.00
TOTAL REVENUES	10,291.46	12,461.46	37	670.00	2	3,015.00	9	0.00	34,600.00	31,585.00
EXPENDITURES										
5010 COMMODITIES	640.85	1,103.05	62	0.00	0	417.98	52	0.00	800.00	382.02
5020 SERVICES	320.00	4,295.00	11	1,000.00	3	2,475.00	6	0.00	39,000.00	36,525.00
TOTAL EXPENDITURES	960.85	5,398.05	14	1,000.00	3	2,892.98	7	0.00	39,800.00	36,907.02
NET CHANGE IN FUND BALANCE	-9,330.61	-7,063.41		330.00		-122.02		0.00	5,200.00	5,322.02



FUND DEPT 2679-179 : CHILD ADVOCACY CENTER - CHILD ADVOCACY CENTER

4/11/2022 8:02:19 AM

PERIOD ENDING 3/31/2022

	ACTUAL LAST YEAR			ACTUAL THIS YEAR				ENCUMBRANCE	BUDGET	UNENCUMBERED BALANCE
	CURRENT MONTH	YEAR TO DATE	%	CURRENT MONTH	%	YEAR TO DATE	%			
REVENUES										
4004 INTERGOVERNMENTAL REVENUE	25,564.45	56,178.95	16	12,212.60	4	43,225.10	13	0.00	325,287.00	282,061.90
4008 INVESTMENT EARNINGS	0.53	0.53	1	0.00	0	0.00	0	0.00	100.00	100.00
4009 MISCELLANEOUS REVENUES	307.80	1,292.86	10	441.30	7	1,841.30	28	0.00	6,500.00	4,658.70
TOTAL REVENUES	25,872.78	57,472.34	16	12,653.90	4	45,066.40	14	0.00	331,887.00	286,820.60
EXPENDITURES										
5001 SALARIES AND WAGES	12,844.60	35,876.23	21	0.00	0	3,112.50	2	0.00	166,977.00	163,864.50
5003 FRINGE BENEFITS	6,758.36	11,518.34	19	2,644.90	5	6,404.98	12	0.00	55,412.00	49,007.02
5010 COMMODITIES	261.95	269.70	2	2,081.58	30	2,304.27	33	0.00	7,014.00	4,709.73
5020 SERVICES	7,910.00	19,132.86	18	8,749.24	9	17,066.85	17	-1,245.24	102,333.00	85,266.15
TOTAL EXPENDITURES	27,774.91	66,797.13	19	13,475.72	4	28,888.60	9	-1,245.24	331,736.00	302,847.40
NET CHANGE IN FUND BALANCE	1,902.13	9,324.79		821.82		-16,177.80		-1,245.24	-151.00	16,026.80



FUND DEPT 2685-031 : SPECIALTY COURTS FUND - CIRCUIT COURT

4/11/2022 8:02:19 AM

PERIOD ENDING 3/31/2022

	ACTUAL LAST YEAR			ACTUAL THIS YEAR				ENCUMBRANCE	BUDGET	UNENCUMBERED BALANCE
	CURRENT MONTH	YEAR TO DATE	%	CURRENT MONTH	%	YEAR TO DATE	%			
REVENUES										
4004 INTERGOVERNMENTAL REVENUE	0.00	0.00	0	0.00	0	0.00	0	0.00	47,682.00	47,682.00
4007 CHARGES FOR SERVICES	1,649.87	3,660.62	23	0.00	0	0.00	0	0.00	27,600.00	27,600.00
4008 INVESTMENT EARNINGS	11.33	11.33	6	0.00	0	0.00	0	0.00	100.00	100.00
TOTAL REVENUES	1,661.20	3,671.95	6	0.00	0	0.00	0	0.00	75,382.00	75,382.00
EXPENDITURES										
5001 SALARIES AND WAGES	3,582.00	10,029.60	21	0.00	0	183.38	0	0.00	47,682.00	47,498.62
5003 FRINGE BENEFITS	2,067.70	3,501.68	19	8.77	0	123.13	1	0.00	18,174.00	18,050.87
5020 SERVICES	179.41	801.22	6	0.00	0	144.96	1	0.00	12,600.00	12,455.04
TOTAL EXPENDITURES	5,829.11	14,332.50	18	8.77	0	451.47	1	0.00	78,456.00	78,004.53
OTHER FINANCING SOURCES (USES)										
TOTAL OTHER FINANCING SOURCES (USES)	0.00	0.00		0.00		0.00		0.00	0.00	0.00
NET CHANGE IN FUND BALANCE	4,167.91	10,660.55		8.77		451.47		0.00	3,074.00	2,622.53



FUND DEPT 2685-140 : SPECIALTY COURTS FUND - CORRECTIONAL CENTER

4/11/2022 8:02:19 AM

PERIOD ENDING 3/31/2022

	ACTUAL LAST YEAR			ACTUAL THIS YEAR				ENCUMBRANCE	BUDGET	UNENCUMBERED BALANCE
	CURRENT MONTH	YEAR TO DATE	%	CURRENT MONTH	%	YEAR TO DATE	%			
REVENUES										
TOTAL REVENUES	0.00	0.00	0	0.00	0	0.00	0	0.00	0.00	0.00
NET CHANGE IN FUND BALANCE	0.00	0.00		0.00		0.00		0.00	0.00	0.00



FUND DEPT 2840-016 : ARPA - ADMINISTRATIVE SERVICES

4/11/2022 8:02:19 AM

PERIOD ENDING 3/31/2022

	ACTUAL LAST YEAR			ACTUAL THIS YEAR				ENCUMBRANCE	BUDGET	UNENCUMBERED BALANCE
	CURRENT MONTH	YEAR TO DATE	%	CURRENT MONTH	%	YEAR TO DATE	%			
REVENUES										
4004 INTERGOVERNMENTAL REVENUE	0.00	0.00	0	0.00	0	0.00	0	0.00	20,364,815.00	20,364,815.00
4008 INVESTMENT EARNINGS	0.00	0.00	0	0.00	0	0.00	0	0.00	128,000.00	128,000.00
TOTAL REVENUES	0.00	0.00	0	0.00	0	0.00	0	0.00	20,492,815.00	20,492,815.00
EXPENDITURES										
5001 SALARIES AND WAGES	0.00	0.00	0	0.00	0	682.00	3	0.00	22,000.00	21,318.00
5003 FRINGE BENEFITS	0.00	0.00	0	10.01	0	375.42	17	0.00	2,220.00	1,844.58
5020 SERVICES	0.00	0.00	0	0.00	0	0.00	0	0.00	5,250,000.00	5,250,000.00
TOTAL EXPENDITURES	0.00	0.00	0	10.01	0	1,057.42	0	0.00	5,274,220.00	5,273,162.58
OTHER FINANCING SOURCES (USES)										
7001 OTHER FINANCING USES	0.00	0.00	0	-10,472.00	1	-10,472.00	1	0.00	-1,553,803.00	-1,543,331.00
TOTAL OTHER FINANCING SOURCES (USES)	0.00	0.00		-10,472.00		-10,472.00		0.00	-1,553,803.00	-1,543,331.00
NET CHANGE IN FUND BALANCE	0.00	0.00		10,482.01		11,529.42		0.00	-13,664,792.00	-13,676,321.42



FUND DEPT 2840-043 : ARPA - EMERGENCY MGMT AGCY (EMA)

4/11/2022 8:02:19 AM

PERIOD ENDING 3/31/2022

	ACTUAL LAST YEAR			ACTUAL THIS YEAR				ENCUMBRANCE	BUDGET	UNENCUMBERED BALANCE
	CURRENT MONTH	YEAR TO DATE	%	CURRENT MONTH	%	YEAR TO DATE	%			
REVENUES										
4008 INVESTMENT EARNINGS	2.19	2.19	0	0.00	0	0.00	0	0.00	0.00	0.00
TOTAL REVENUES	2.19	2.19	0	0.00	0	0.00	0	0.00	0.00	0.00
EXPENDITURES										
TOTAL EXPENDITURES	0.00	0.00	0	0.00	0	0.00	0	0.00	0.00	0.00
NET CHANGE IN FUND BALANCE	-2.19	-2.19		0.00		0.00		0.00	0.00	0.00



FUND DEPT 2840-075 : ARPA - GENERAL COUNTY

4/11/2022 8:02:19 AM

PERIOD ENDING 3/31/2022

	ACTUAL LAST YEAR			ACTUAL THIS YEAR				ENCUMBRANCE	BUDGET	UNENCUMBERED BALANCE
	CURRENT MONTH	YEAR TO DATE	%	CURRENT MONTH	%	YEAR TO DATE	%			
EXPENDITURES										
5001 SALARIES AND WAGES	0.00	0.00	0	0.00	0	0.00	0	0.00	593,400.00	593,400.00
5002 LAW ENFORCEMENT SALARIES	0.00	0.00	0	0.00	0	0.00	0	0.00	9,250.00	9,250.00
5003 FRINGE BENEFITS	0.00	0.00	0	222.60	0	32,309.30	21	0.00	156,600.00	124,290.70
5010 COMMODITIES	0.00	0.00	0	22,455.00	17	22,455.00	17	0.00	128,750.00	106,295.00
5020 SERVICES	0.00	0.00	0	287,464.06	7	317,464.06	8	0.00	3,974,000.00	3,656,535.94
8000 CAPITAL OUTLAY	0.00	0.00	0	248,959.87	3	415,210.50	5	507,531.00	7,854,494.00	7,439,283.50
TOTAL EXPENDITURES	0.00	0.00	0	559,101.53	4	787,438.86	6	507,531.00	12,716,494.00	11,929,055.14
NET CHANGE IN FUND BALANCE	0.00	0.00		559,101.53		787,438.86		507,531.00	12,716,494.00	11,929,055.14



FUND DEPT 3105-010 : CAPITAL ASSET REPLCMT FND - COUNTY BOARD

4/11/2022 8:02:19 AM

PERIOD ENDING 3/31/2022

	ACTUAL LAST YEAR			ACTUAL THIS YEAR				ENCUMBRANCE	BUDGET	UNENCUMBERED BALANCE
	CURRENT MONTH	YEAR TO DATE	%	CURRENT MONTH	%	YEAR TO DATE	%			
REVENUES										
4008 INVESTMENT EARNINGS	849.43	849.43	21	0.00	0	0.00	0	0.00	4,000.00	4,000.00
TOTAL REVENUES	849.43	849.43	21	0.00	0	0.00	0	0.00	4,000.00	4,000.00
EXPENDITURES										
5010 COMMODITIES	0.00	0.00	0	0.00	0	0.00	0	0.00	2,000.00	2,000.00
5020 SERVICES	0.00	0.00	0	0.00	0	209,192.32	6	0.00	3,750,000.00	3,540,807.68
TOTAL EXPENDITURES	0.00	0.00	0	0.00	0	209,192.32	6	0.00	3,752,000.00	3,542,807.68
OTHER FINANCING SOURCES (USES)										
6001 OTHER FINANCING SOURCES	0.00	0.00	0	0.00	0	0.00	0	0.00	3,750,000.00	3,750,000.00
TOTAL OTHER FINANCING SOURCES (USES)	0.00	0.00		0.00		0.00		0.00	3,750,000.00	3,750,000.00
NET CHANGE IN FUND BALANCE	-849.43	-849.43		0.00		209,192.32		0.00	-2,000.00	-211,192.32



FUND DEPT 3105-016 : CAPITAL ASSET REPLCMT FND - ADMINISTRATIVE SERVICES

4/11/2022 8:02:19 AM

PERIOD ENDING 3/31/2022

	ACTUAL LAST YEAR			ACTUAL THIS YEAR				ENCUMBRANCE	BUDGET	UNENCUMBERED BALANCE
	CURRENT MONTH	YEAR TO DATE	%	CURRENT MONTH	%	YEAR TO DATE	%			
REVENUES										
TOTAL REVENUES	0.00	0.00	0	0.00	0	0.00	0	0.00	0.00	0.00
EXPENDITURES										
5010 COMMODITIES	0.00	0.00	0	0.00	0	0.00	0	0.00	13,842.00	13,842.00
8000 CAPITAL OUTLAY	0.00	0.00	0	0.00	0	0.00	0	0.00	15,442.00	15,442.00
TOTAL EXPENDITURES	0.00	0.00	0	0.00	0	0.00	0	0.00	29,284.00	29,284.00
OTHER FINANCING SOURCES (USES)										
6001 OTHER FINANCING SOURCES	0.00	0.00	0	0.00	0	0.00	0	0.00	5,486.00	5,486.00
TOTAL OTHER FINANCING SOURCES (USES)	0.00	0.00		0.00		0.00		0.00	5,486.00	5,486.00
NET CHANGE IN FUND BALANCE	0.00	0.00		0.00		0.00		0.00	23,798.00	23,798.00



FUND DEPT 3105-020 : CAPITAL ASSET REPLCMT FND - AUDITOR

4/11/2022 8:02:19 AM

PERIOD ENDING 3/31/2022

	ACTUAL LAST YEAR			ACTUAL THIS YEAR				ENCUMBRANCE	BUDGET	UNENCUMBERED BALANCE
	CURRENT MONTH	YEAR TO DATE	%	CURRENT MONTH	%	YEAR TO DATE	%			
EXPENDITURES										
TOTAL EXPENDITURES	0.00	0.00	0	0.00	0	0.00	0	0.00	0.00	0.00
OTHER FINANCING SOURCES (USES)										
6001 OTHER FINANCING SOURCES	0.00	0.00	0	0.00	0	0.00	0	0.00	3,665.00	3,665.00
TOTAL OTHER FINANCING SOURCES (USES)	0.00	0.00		0.00		0.00		0.00	3,665.00	3,665.00
NET CHANGE IN FUND BALANCE	0.00	0.00		0.00		0.00		0.00	-3,665.00	-3,665.00



FUND DEPT 3105-021 : CAPITAL ASSET REPLCMT FND - BOARD OF REVIEW

4/11/2022 8:02:19 AM

PERIOD ENDING 3/31/2022

	ACTUAL LAST YEAR			ACTUAL THIS YEAR				ENCUMBRANCE	BUDGET	UNENCUMBERED BALANCE
	CURRENT MONTH	YEAR TO DATE	%	CURRENT MONTH	%	YEAR TO DATE	%			
EXPENDITURES										
TOTAL EXPENDITURES	0.00	0.00	0	0.00	0	0.00	0	0.00	0.00	0.00
OTHER FINANCING SOURCES (USES)										
6001 OTHER FINANCING SOURCES	0.00	0.00	0	0.00	0	0.00	0	0.00	975.00	975.00
TOTAL OTHER FINANCING SOURCES (USES)	0.00	0.00		0.00		0.00		0.00	975.00	975.00
NET CHANGE IN FUND BALANCE	0.00	0.00		0.00		0.00		0.00	-975.00	-975.00



FUND DEPT 3105-022 : CAPITAL ASSET REPLCMT FND - COUNTY CLERK

4/11/2022 8:02:19 AM

PERIOD ENDING 3/31/2022

	ACTUAL LAST YEAR			ACTUAL THIS YEAR				ENCUMBRANCE	BUDGET	UNENCUMBERED BALANCE
	CURRENT MONTH	YEAR TO DATE	%	CURRENT MONTH	%	YEAR TO DATE	%			
EXPENDITURES										
TOTAL EXPENDITURES	0.00	0.00	0	0.00	0	0.00	0	0.00	0.00	0.00
OTHER FINANCING SOURCES (USES)										
6001 OTHER FINANCING SOURCES	0.00	0.00	0	0.00	0	0.00	0	0.00	6,250.00	6,250.00
TOTAL OTHER FINANCING SOURCES (USES)	0.00	0.00		0.00		0.00		0.00	6,250.00	6,250.00
NET CHANGE IN FUND BALANCE	0.00	0.00		0.00		0.00		0.00	-6,250.00	-6,250.00



FUND DEPT 3105-025 : CAPITAL ASSET REPLCMT FND - SUPERVISOR OF ASSESSMENT

4/11/2022 8:02:19 AM

PERIOD ENDING 3/31/2022

	ACTUAL LAST YEAR			ACTUAL THIS YEAR				ENCUMBRANCE	BUDGET	UNENCUMBERED BALANCE
	CURRENT MONTH	YEAR TO DATE	%	CURRENT MONTH	%	YEAR TO DATE	%			
EXPENDITURES										
5010 COMMODITIES	0.00	0.00	0	0.00	0	0.00	0	0.00	7,150.00	7,150.00
5020 SERVICES	0.00	3,530.80	71	0.00	0	3,707.34	93	0.00	4,000.00	292.66
TOTAL EXPENDITURES	0.00	3,530.80	46	0.00	0	3,707.34	33	0.00	11,150.00	7,442.66
OTHER FINANCING SOURCES (USES)										
6001 OTHER FINANCING SOURCES	0.00	0.00	0	0.00	0	0.00	0	0.00	10,593.00	10,593.00
TOTAL OTHER FINANCING SOURCES (USES)	0.00	0.00		0.00		0.00		0.00	10,593.00	10,593.00
NET CHANGE IN FUND BALANCE	0.00	3,530.80		0.00		3,707.34		0.00	557.00	-3,150.34




FUND DEPT 3105-026 : CAPITAL ASSET REPLCMT FND - COUNTY TREASURER

4/11/2022 8:02:19 AM

PERIOD ENDING 3/31/2022

	ACTUAL LAST YEAR			ACTUAL THIS YEAR				ENCUMBRANCE	BUDGET	UNENCUMBERED BALANCE
	CURRENT MONTH	YEAR TO DATE	%	CURRENT MONTH	%	YEAR TO DATE	%			
EXPENDITURES										
5010 COMMODITIES	0.00	0.00	0	0.00	0	0.00	0	0.00	11,900.00	11,900.00
TOTAL EXPENDITURES	0.00	0.00	0	0.00	0	0.00	0	0.00	11,900.00	11,900.00
OTHER FINANCING SOURCES (USES)										
6001 OTHER FINANCING SOURCES	0.00	0.00	0	0.00	0	0.00	0	0.00	11,710.00	11,710.00
TOTAL OTHER FINANCING SOURCES (USES)	0.00	0.00		0.00		0.00		0.00	11,710.00	11,710.00
NET CHANGE IN FUND BALANCE	0.00	0.00		0.00		0.00		0.00	190.00	190.00



FUND DEPT 3105-028 : CAPITAL ASSET REPLCMT FND - INFORMATION TECHNOLOGY (IT)

4/11/2022 8:02:19 AM

PERIOD ENDING 3/31/2022

	ACTUAL LAST YEAR			ACTUAL THIS YEAR				ENCUMBRANCE	BUDGET	UNENCUMBERED BALANCE
	CURRENT MONTH	YEAR TO DATE	%	CURRENT MONTH	%	YEAR TO DATE	%			
EXPENDITURES										
5010 COMMODITIES	0.00	0.00	0	0.00	0	6,322.54	22	0.00	28,189.00	21,866.46
5020 SERVICES	57,189.64	371,913.13	29	187,559.98	19	389,396.16	39	-134,305.99	997,902.00	608,505.84
8000 CAPITAL OUTLAY	0.00	20,420.00	22	0.00	0	33,335.24	5	0.00	642,480.00	609,144.76
TOTAL EXPENDITURES	57,189.64	392,333.13	28	187,559.98	11	429,053.94	26	-134,305.99	1,668,571.00	1,239,517.06
OTHER FINANCING SOURCES (USES)										
6001 OTHER FINANCING SOURCES	0.00	31,472.00	2	0.00	0	0.00	0	0.00	1,350,053.00	1,350,053.00
TOTAL OTHER FINANCING SOURCES (USES)	0.00	31,472.00		0.00		0.00		0.00	1,350,053.00	1,350,053.00
NET CHANGE IN FUND BALANCE	57,189.64	360,861.13		187,559.98		429,053.94		-134,305.99	318,518.00	-110,535.94



FUND DEPT 3105-036 : CAPITAL ASSET REPLCMT FND - PUBLIC DEFENDER

4/11/2022 8:02:19 AM

PERIOD ENDING 3/31/2022

	ACTUAL LAST YEAR			ACTUAL THIS YEAR				ENCUMBRANCE	BUDGET	UNENCUMBERED BALANCE
	CURRENT MONTH	YEAR TO DATE	%	CURRENT MONTH	%	YEAR TO DATE	%			
EXPENDITURES										
5010 COMMODITIES	0.00	0.00	0	0.00	0	101.78	1	0.00	9,683.00	9,581.22
TOTAL EXPENDITURES	0.00	0.00	0	0.00	0	101.78	1	0.00	9,683.00	9,581.22
OTHER FINANCING SOURCES (USES)										
6001 OTHER FINANCING SOURCES	0.00	0.00	0	0.00	0	0.00	0	0.00	11,883.00	11,883.00
TOTAL OTHER FINANCING SOURCES (USES)	0.00	0.00		0.00		0.00		0.00	11,883.00	11,883.00
NET CHANGE IN FUND BALANCE	0.00	0.00		0.00		101.78		0.00	-2,200.00	-2,301.78



FUND DEPT 3105-040 : CAPITAL ASSET REPLCMT FND - SHERIFF

4/11/2022 8:02:19 AM

PERIOD ENDING 3/31/2022

	ACTUAL LAST YEAR			ACTUAL THIS YEAR				ENCUMBRANCE	BUDGET	UNENCUMBERED BALANCE
	CURRENT MONTH	YEAR TO DATE	%	CURRENT MONTH	%	YEAR TO DATE	%			
EXPENDITURES										
5010 COMMODITIES	0.00	0.00	0	0.00	0	0.00	0	0.00	220,167.00	220,167.00
5020 SERVICES	0.00	8,520.00	25	0.00	0	8,520.00	34	0.00	25,061.00	16,541.00
TOTAL EXPENDITURES	0.00	8,520.00	4	0.00	0	8,520.00	3	0.00	245,228.00	236,708.00
OTHER FINANCING SOURCES (USES)										
6001 OTHER FINANCING SOURCES	0.00	0.00	0	0.00	0	0.00	0	0.00	143,346.00	143,346.00
TOTAL OTHER FINANCING SOURCES (USES)	0.00	0.00		0.00		0.00		0.00	143,346.00	143,346.00
NET CHANGE IN FUND BALANCE	0.00	8,520.00		0.00		8,520.00		0.00	101,882.00	93,362.00



FUND DEPT 3105-041 : CAPITAL ASSET REPLCMT FND - STATES ATTORNEY

4/11/2022 8:02:19 AM

PERIOD ENDING 3/31/2022

	ACTUAL LAST YEAR			ACTUAL THIS YEAR				ENCUMBRANCE	BUDGET	UNENCUMBERED BALANCE
	CURRENT MONTH	YEAR TO DATE	%	CURRENT MONTH	%	YEAR TO DATE	%			
EXPENDITURES										
5010 COMMODITIES	0.00	0.00	0	0.00	0	493.00	1	0.00	33,150.00	32,657.00
5020 SERVICES	0.00	0.00	0	0.00	0	0.00	0	0.00	50,000.00	50,000.00
8000 CAPITAL OUTLAY	0.00	0.00	0	0.00	0	0.00	0	0.00	3,028.00	3,028.00
TOTAL EXPENDITURES	0.00	0.00	0	0.00	0	493.00	1	0.00	86,178.00	85,685.00
OTHER FINANCING SOURCES (USES)										
6001 OTHER FINANCING SOURCES	0.00	0.00	0	0.00	0	0.00	0	0.00	44,848.00	44,848.00
TOTAL OTHER FINANCING SOURCES (USES)	0.00	0.00		0.00		0.00		0.00	44,848.00	44,848.00
NET CHANGE IN FUND BALANCE	0.00	0.00		0.00		493.00		0.00	41,330.00	40,837.00




FUND DEPT 3105-042 : CAPITAL ASSET REPLCMT FND - CORONER

4/11/2022 8:02:19 AM

PERIOD ENDING 3/31/2022

	ACTUAL LAST YEAR			ACTUAL THIS YEAR				ENCUMBRANCE	BUDGET	UNENCUMBERED BALANCE
	CURRENT MONTH	YEAR TO DATE	%	CURRENT MONTH	%	YEAR TO DATE	%			
EXPENDITURES										
5010 COMMODITIES	0.00	0.00	0	0.00	0	4,388.64	16	0.00	27,629.00	23,240.36
8000 CAPITAL OUTLAY	0.00	0.00	0	0.00	0	0.00	0	0.00	8,611.00	8,611.00
TOTAL EXPENDITURES	0.00	0.00	0	0.00	0	4,388.64	12	0.00	36,240.00	31,851.36
OTHER FINANCING SOURCES (USES)										
TOTAL OTHER FINANCING SOURCES (USES)	0.00	0.00		0.00		0.00		0.00	0.00	0.00
NET CHANGE IN FUND BALANCE	0.00	0.00		0.00		4,388.64		0.00	36,240.00	31,851.36



FUND DEPT 3105-043 : CAPITAL ASSET REPLCMT FND - EMERGENCY MGMT AGCY (EMA)

4/11/2022 8:02:19 AM

PERIOD ENDING 3/31/2022

	ACTUAL LAST YEAR			ACTUAL THIS YEAR				ENCUMBRANCE	BUDGET	UNENCUMBERED BALANCE
	CURRENT MONTH	YEAR TO DATE	%	CURRENT MONTH	%	YEAR TO DATE	%			
EXPENDITURES										
8000 CAPITAL OUTLAY	0.00	0.00	0	0.00	0	0.00	0	0.00	18,000.00	18,000.00
TOTAL EXPENDITURES	0.00	0.00	0	0.00	0	0.00	0	0.00	18,000.00	18,000.00
OTHER FINANCING SOURCES (USES)										
6001 OTHER FINANCING SOURCES	0.00	0.00	0	0.00	0	0.00	0	0.00	36,600.00	36,600.00
TOTAL OTHER FINANCING SOURCES (USES)	0.00	0.00		0.00		0.00		0.00	36,600.00	36,600.00
NET CHANGE IN FUND BALANCE	0.00	0.00		0.00		0.00		0.00	-18,600.00	-18,600.00



FUND DEPT 3105-051 : CAPITAL ASSET REPLCMT FND - JUVENILE DETENTION CENTER

4/11/2022 8:02:19 AM

PERIOD ENDING 3/31/2022

	ACTUAL LAST YEAR			ACTUAL THIS YEAR				ENCUMBRANCE	BUDGET	UNENCUMBERED BALANCE
	CURRENT MONTH	YEAR TO DATE	%	CURRENT MONTH	%	YEAR TO DATE	%			
EXPENDITURES										
5010 COMMODITIES	0.00	1,201.00	3	0.00	0	0.00	0	0.00	6,065.00	6,065.00
5020 SERVICES	0.00	3,995.00	100	0.00	0	3,995.00	100	0.00	4,000.00	5.00
8000 CAPITAL OUTLAY	0.00	22,568.15	100	0.00	0	0.00	0	0.00	59,571.00	59,571.00
TOTAL EXPENDITURES	0.00	27,764.15	42	0.00	0	3,995.00	6	0.00	69,636.00	65,641.00
OTHER FINANCING SOURCES (USES)										
6001 OTHER FINANCING SOURCES	0.00	0.00	0	0.00	0	0.00	0	0.00	70,092.00	70,092.00
TOTAL OTHER FINANCING SOURCES (USES)	0.00	0.00		0.00		0.00		0.00	70,092.00	70,092.00
NET CHANGE IN FUND BALANCE	0.00	27,764.15		0.00		3,995.00		0.00	-456.00	-4,451.00



FUND DEPT 3105-052 : CAPITAL ASSET REPLCMT FND - COURT SERVICES -PROBATION

4/11/2022 8:02:19 AM

PERIOD ENDING 3/31/2022

	ACTUAL LAST YEAR			ACTUAL THIS YEAR				ENCUMBRANCE	BUDGET	UNENCUMBERED BALANCE
	CURRENT MONTH	YEAR TO DATE	%	CURRENT MONTH	%	YEAR TO DATE	%			
EXPENDITURES										
5010 COMMODITIES	0.00	0.00	0	0.00	0	0.00	0	0.00	13,015.00	13,015.00
8000 CAPITAL OUTLAY	0.00	0.00	0	0.00	0	0.00	0	0.00	14,681.00	14,681.00
TOTAL EXPENDITURES	0.00	0.00	0	0.00	0	0.00	0	0.00	27,696.00	27,696.00
OTHER FINANCING SOURCES (USES)										
6001 OTHER FINANCING SOURCES	0.00	0.00	0	0.00	0	0.00	0	0.00	30,616.00	30,616.00
TOTAL OTHER FINANCING SOURCES (USES)	0.00	0.00		0.00		0.00		0.00	30,616.00	30,616.00
NET CHANGE IN FUND BALANCE	0.00	0.00		0.00		0.00		0.00	-2,920.00	-2,920.00



FUND DEPT 3105-059 : CAPITAL ASSET REPLCMT FND - FACILITIES PLANNING

4/11/2022 8:02:19 AM

PERIOD ENDING 3/31/2022

	ACTUAL LAST YEAR			ACTUAL THIS YEAR				ENCUMBRANCE	BUDGET	UNENCUMBERED BALANCE
	CURRENT MONTH	YEAR TO DATE	%	CURRENT MONTH	%	YEAR TO DATE	%			
REVENUES										
TOTAL REVENUES	0.00	0.00	0	0.00	0	0.00	0	0.00	0.00	0.00
EXPENDITURES										
5020 SERVICES	13,391.30	13,391.30	5	8,120.41	1	12,923.60	1	0.00	1,192,586.00	1,179,662.40
8000 CAPITAL OUTLAY	0.00	63,263.82	1	323,688.78	22	711,577.45	48	0.00	1,471,024.00	759,446.55
TOTAL EXPENDITURES	13,391.30	76,655.12	2	331,809.19	12	724,501.05	27	0.00	2,663,610.00	1,939,108.95
OTHER FINANCING SOURCES (USES)										
6001 OTHER FINANCING SOURCES	0.00	0.00	0	0.00	0	0.00	0	0.00	2,150,000.00	2,150,000.00
TOTAL OTHER FINANCING SOURCES (USES)	0.00	0.00		0.00		0.00		0.00	2,150,000.00	2,150,000.00
NET CHANGE IN FUND BALANCE	13,391.30	76,655.12		331,809.19		724,501.05		0.00	513,610.00	-210,891.05



FUND DEPT 3105-071 : CAPITAL ASSET REPLCMT FND - PUBLIC PROP (PHYS, PLNT, FAC)

4/11/2022 8:02:19 AM

PERIOD ENDING 3/31/2022

	ACTUAL LAST YEAR			ACTUAL THIS YEAR				ENCUMBRANCE	BUDGET	UNENCUMBERED BALANCE
	CURRENT MONTH	YEAR TO DATE	%	CURRENT MONTH	%	YEAR TO DATE	%			
EXPENDITURES										
5010 COMMODITIES	0.00	0.00	0	0.00	0	0.00	0	0.00	10,550.00	10,550.00
8000 CAPITAL OUTLAY	0.00	0.00	0	23,182.00	30	23,182.00	30	-23,182.00	76,400.00	53,218.00
TOTAL EXPENDITURES	0.00	0.00	0	23,182.00	27	23,182.00	27	-23,182.00	86,950.00	63,768.00
OTHER FINANCING SOURCES (USES)										
6001 OTHER FINANCING SOURCES	0.00	0.00	0	0.00	0	0.00	0	0.00	187,782.00	187,782.00
TOTAL OTHER FINANCING SOURCES (USES)	0.00	0.00		0.00		0.00		0.00	187,782.00	187,782.00
NET CHANGE IN FUND BALANCE	0.00	0.00		23,182.00		23,182.00		-23,182.00	-100,832.00	-124,014.00



FUND DEPT 3105-077 : CAPITAL ASSET REPLCMT FND - ZONING AND ENFORCE (P&Z)

4/11/2022 8:02:19 AM

PERIOD ENDING 3/31/2022

	ACTUAL LAST YEAR			ACTUAL THIS YEAR				ENCUMBRANCE	BUDGET	UNENCUMBERED BALANCE
	CURRENT MONTH	YEAR TO DATE	%	CURRENT MONTH	%	YEAR TO DATE	%			
EXPENDITURES										
5010 COMMODITIES	0.00	0.00	0	0.00	0	0.00	0	0.00	3,900.00	3,900.00
5020 SERVICES	0.00	0.00	0	0.00	0	0.00	0	0.00	25,080.00	25,080.00
TOTAL EXPENDITURES	0.00	0.00	0	0.00	0	0.00	0	0.00	28,980.00	28,980.00
OTHER FINANCING SOURCES (USES)										
6001 OTHER FINANCING SOURCES	0.00	0.00	0	0.00	0	0.00	0	0.00	28,323.00	28,323.00
TOTAL OTHER FINANCING SOURCES (USES)	0.00	0.00		0.00		0.00		0.00	28,323.00	28,323.00
NET CHANGE IN FUND BALANCE	0.00	0.00		0.00		0.00		0.00	657.00	657.00



FUND DEPT 3105-140 : CAPITAL ASSET REPLCMT FND - CORRECTIONAL CENTER

4/11/2022 8:02:19 AM

PERIOD ENDING 3/31/2022

	ACTUAL LAST YEAR			ACTUAL THIS YEAR				ENCUMBRANCE	BUDGET	UNENCUMBERED BALANCE
	CURRENT MONTH	YEAR TO DATE	%	CURRENT MONTH	%	YEAR TO DATE	%			
EXPENDITURES										
5010 COMMODITIES	0.00	0.00	0	0.00	0	0.00	0	0.00	110,882.00	110,882.00
5020 SERVICES	0.00	26,328.50	16	0.00	0	26,328.50	15	0.00	172,662.00	146,333.50
8000 CAPITAL OUTLAY	0.00	0.00	0	0.00	0	0.00	0	0.00	73,000.00	73,000.00
TOTAL EXPENDITURES	0.00	26,328.50	15	0.00	0	26,328.50	7	0.00	356,544.00	330,215.50
OTHER FINANCING SOURCES (USES)										
6001 OTHER FINANCING SOURCES	0.00	0.00	0	0.00	0	0.00	0	0.00	274,761.00	274,761.00
TOTAL OTHER FINANCING SOURCES (USES)	0.00	0.00		0.00		0.00		0.00	274,761.00	274,761.00
NET CHANGE IN FUND BALANCE	0.00	26,328.50		0.00		26,328.50		0.00	81,783.00	55,454.50



FUND DEPT 3303-010 : COURT COMPLEX CONSTR FUND - COUNTY BOARD

4/11/2022 8:02:19 AM

PERIOD ENDING 3/31/2022

	ACTUAL LAST YEAR			ACTUAL THIS YEAR				ENCUMBRANCE	BUDGET	UNENCUMBERED BALANCE
	CURRENT MONTH	YEAR TO DATE	%	CURRENT MONTH	%	YEAR TO DATE	%			
REVENUES										
4008 INVESTMENT EARNINGS	23.29	23.29	5	0.00	0	0.00	0	0.00	25.00	25.00
TOTAL REVENUES	23.29	23.29	5	0.00	0	0.00	0	0.00	25.00	25.00
EXPENDITURES										
5020 SERVICES	0.00	0.00	0	0.00	0	0.00	0	0.00	16,925.00	16,925.00
TOTAL EXPENDITURES	0.00	0.00	0	0.00	0	0.00	0	0.00	16,925.00	16,925.00
OTHER FINANCING SOURCES (USES)										
TOTAL OTHER FINANCING SOURCES (USES)	0.00	0.00		0.00		0.00		0.00	0.00	0.00
NET CHANGE IN FUND BALANCE	-23.29	-23.29		0.00		0.00		0.00	16,900.00	16,900.00



FUND DEPT 4074-010 : 2003 NURS HM BOND DBT SRV - COUNTY BOARD

4/11/2022 8:02:19 AM

PERIOD ENDING 3/31/2022

	ACTUAL LAST YEAR			ACTUAL THIS YEAR				ENCUMBRANCE	BUDGET	UNENCUMBERED BALANCE
	CURRENT MONTH	YEAR TO DATE	%	CURRENT MONTH	%	YEAR TO DATE	%			
REVENUES										
TOTAL REVENUES	0.00	0.00	0	0.00	0	0.00	0	0.00	0.00	0.00
EXPENDITURES										
TOTAL EXPENDITURES	0.00	0.00	0	0.00	0	0.00	0	0.00	0.00	0.00
OTHER FINANCING SOURCES (USES)										
TOTAL OTHER FINANCING SOURCES (USES)	0.00	0.00		0.00		0.00		0.00	0.00	0.00
NET CHANGE IN FUND BALANCE	0.00	0.00		0.00		0.00		0.00	0.00	0.00



FUND DEPT 4350-010 : HWY FACIL BOND DEBT SERVICE - COUNTY BOARD

4/11/2022 8:02:19 AM

PERIOD ENDING 3/31/2022

	ACTUAL LAST YEAR			ACTUAL THIS YEAR				ENCUMBRANCE	BUDGET	UNENCUMBERED BALANCE
	CURRENT MONTH	YEAR TO DATE	%	CURRENT MONTH	%	YEAR TO DATE	%			
REVENUES										
TOTAL REVENUES	0.00	0.00	0	0.00	0	0.00	0	0.00	0.00	0.00
OTHER FINANCING SOURCES (USES)										
TOTAL OTHER FINANCING SOURCES (USES)	0.00	0.00		0.00		0.00		0.00	0.00	0.00
NET CHANGE IN FUND BALANCE	0.00	0.00		0.00		0.00		0.00	0.00	0.00



FUND DEPT 5081-120 : NURSING HOME - EMPLOYEE GROUP INSURANCE

4/11/2022 8:02:19 AM

PERIOD ENDING 3/31/2022

	ACTUAL LAST YEAR			ACTUAL THIS YEAR				ENCUMBRANCE	BUDGET	UNENCUMBERED BALANCE
	CURRENT MONTH	YEAR TO DATE	%	CURRENT MONTH	%	YEAR TO DATE	%			
OTHER FINANCING SOURCES (USES)										
TOTAL OTHER FINANCING SOURCES (USES)	<i>0.00</i>	<i>0.00</i>		<i>0.00</i>		<i>0.00</i>		<i>0.00</i>	<i>0.00</i>	<i>0.00</i>
NET CHANGE IN FUND BALANCE	0.00	0.00		0.00		0.00		0.00	0.00	0.00



FUND DEPT 5081-405 : NURSING HOME - NURSING HOME TRANSITION

4/11/2022 8:02:19 AM

PERIOD ENDING 3/31/2022

	ACTUAL LAST YEAR			ACTUAL THIS YEAR				ENCUMBRANCE	BUDGET	UNENCUMBERED BALANCE
	CURRENT MONTH	YEAR TO DATE	%	CURRENT MONTH	%	YEAR TO DATE	%			
REVENUES										
4009 MISCELLANEOUS REVENUES	0.00	0.00	0	0.00	0	0.00	0	0.00	110,000.00	110,000.00
TOTAL REVENUES	0.00	0.00	0	0.00	0	0.00	0	0.00	110,000.00	110,000.00
EXPENDITURES										
TOTAL EXPENDITURES	0.00	0.00	0	0.00	0	0.00	0	0.00	0.00	0.00
OTHER FINANCING SOURCES (USES)										
TOTAL OTHER FINANCING SOURCES (USES)	0.00	0.00		0.00		0.00		0.00	0.00	0.00
NET CHANGE IN FUND BALANCE	0.00	0.00		0.00		0.00		0.00	-110,000.00	-110,000.00



FUND DEPT 5081-410 : NURSING HOME - ADMINISTRATIVE

4/11/2022 8:02:19 AM

PERIOD ENDING 3/31/2022

	ACTUAL LAST YEAR			ACTUAL THIS YEAR				ENCUMBRANCE	BUDGET	UNENCUMBERED BALANCE
	CURRENT MONTH	YEAR TO DATE	%	CURRENT MONTH	%	YEAR TO DATE	%			
REVENUES										
4008 INVESTMENT EARNINGS	51.81	51.81	0	0.00	0	0.00	0	0.00	0.00	0.00
4009 MISCELLANEOUS REVENUES	672.47	672.47	0	0.00	0	0.00	0	0.00	0.00	0.00
TOTAL REVENUES	724.28	724.28	0	0.00	0	0.00	0	0.00	0.00	0.00
EXPENDITURES										
5020 SERVICES	675.00	9,241.62	12	0.00	0	12,007.80	48	0.00	25,000.00	12,992.20
TOTAL EXPENDITURES	675.00	9,241.62	12	0.00	0	12,007.80	48	0.00	25,000.00	12,992.20
OTHER FINANCING SOURCES (USES)										
6001 OTHER FINANCING SOURCES	1,000,000.00	1,000,000.00	0	0.00	0	0.00	0	0.00	0.00	0.00
TOTAL OTHER FINANCING SOURCES (USES)	1,000,000.00	1,000,000.00		0.00		0.00		0.00	0.00	0.00
NET CHANGE IN FUND BALANCE	-1,000,049.28	-991,482.66		0.00		12,007.80		0.00	25,000.00	12,992.20



FUND DEPT 5081-415 : NURSING HOME - ENVIRONMENTAL SERVICES

4/11/2022 8:02:19 AM

PERIOD ENDING 3/31/2022

	ACTUAL LAST YEAR			ACTUAL THIS YEAR				ENCUMBRANCE	BUDGET	UNENCUMBERED BALANCE
	CURRENT MONTH	YEAR TO DATE	%	CURRENT MONTH	%	YEAR TO DATE	%			
EXPENDITURES										
TOTAL EXPENDITURES	0.00	0.00	0	0.00	0	0.00	0	0.00	0.00	0.00
NET CHANGE IN FUND BALANCE	0.00	0.00		0.00		0.00		0.00	0.00	0.00



FUND DEPT 5081-420 : NURSING HOME - LAUNDRY

4/11/2022 8:02:19 AM

PERIOD ENDING 3/31/2022

	ACTUAL LAST YEAR			ACTUAL THIS YEAR				ENCUMBRANCE	BUDGET	UNENCUMBERED BALANCE
	CURRENT MONTH	YEAR TO DATE	%	CURRENT MONTH	%	YEAR TO DATE	%			
EXPENDITURES										
TOTAL EXPENDITURES	0.00	0.00	0	0.00	0	0.00	0	0.00	0.00	0.00
NET CHANGE IN FUND BALANCE	0.00	0.00		0.00		0.00		0.00	0.00	0.00



FUND DEPT 5081-425 : NURSING HOME - MAINTENANCE

4/11/2022 8:02:19 AM

PERIOD ENDING 3/31/2022

	ACTUAL LAST YEAR			ACTUAL THIS YEAR				ENCUMBRANCE	BUDGET	UNENCUMBERED BALANCE
	CURRENT MONTH	YEAR TO DATE	%	CURRENT MONTH	%	YEAR TO DATE	%			
EXPENDITURES										
TOTAL EXPENDITURES	0.00	0.00	0	0.00	0	0.00	0	0.00	0.00	0.00
NET CHANGE IN FUND BALANCE	0.00	0.00		0.00		0.00		0.00	0.00	0.00



FUND DEPT 5081-430 : NURSING HOME - NURSING SERVICES

4/11/2022 8:02:19 AM

PERIOD ENDING 3/31/2022

	ACTUAL LAST YEAR			ACTUAL THIS YEAR				ENCUMBRANCE	BUDGET	UNENCUMBERED BALANCE
	CURRENT MONTH	YEAR TO DATE	%	CURRENT MONTH	%	YEAR TO DATE	%			
EXPENDITURES										
TOTAL EXPENDITURES	0.00	0.00	0	0.00	0	0.00	0	0.00	0.00	0.00
NET CHANGE IN FUND BALANCE	0.00	0.00		0.00		0.00		0.00	0.00	0.00



FUND DEPT 5081-440 : NURSING HOME - ACTIVITIES

4/11/2022 8:02:19 AM

PERIOD ENDING 3/31/2022

	ACTUAL LAST YEAR			ACTUAL THIS YEAR				ENCUMBRANCE	BUDGET	UNENCUMBERED BALANCE
	CURRENT MONTH	YEAR TO DATE	%	CURRENT MONTH	%	YEAR TO DATE	%			
EXPENDITURES										
TOTAL EXPENDITURES	0.00	0.00	0	0.00	0	0.00	0	0.00	0.00	0.00
NET CHANGE IN FUND BALANCE	0.00	0.00		0.00		0.00		0.00	0.00	0.00



FUND DEPT 5081-441 : NURSING HOME - SOCIAL SERVICES

4/11/2022 8:02:19 AM

PERIOD ENDING 3/31/2022

	ACTUAL LAST YEAR			ACTUAL THIS YEAR				ENCUMBRANCE	BUDGET	UNENCUMBERED BALANCE
	CURRENT MONTH	YEAR TO DATE	%	CURRENT MONTH	%	YEAR TO DATE	%			
EXPENDITURES										
TOTAL EXPENDITURES	0.00	0.00	0	0.00	0	0.00	0	0.00	0.00	0.00
NET CHANGE IN FUND BALANCE	0.00	0.00		0.00		0.00		0.00	0.00	0.00




FUND DEPT 5081-445 : NURSING HOME - PHYSICAL THERAPY

4/11/2022 8:02:19 AM

PERIOD ENDING 3/31/2022

	ACTUAL LAST YEAR			ACTUAL THIS YEAR				ENCUMBRANCE	BUDGET	UNENCUMBERED BALANCE
	CURRENT MONTH	YEAR TO DATE	%	CURRENT MONTH	%	YEAR TO DATE	%			
EXPENDITURES										
TOTAL EXPENDITURES	0.00	0.00	0	0.00	0	0.00	0	0.00	0.00	0.00
NET CHANGE IN FUND BALANCE	0.00	0.00		0.00		0.00		0.00	0.00	0.00



FUND DEPT 5081-446 : NURSING HOME - OCCUPATIONAL THERAPY

4/11/2022 8:02:19 AM

PERIOD ENDING 3/31/2022

	ACTUAL LAST YEAR			ACTUAL THIS YEAR				ENCUMBRANCE	BUDGET	UNENCUMBERED BALANCE
	CURRENT MONTH	YEAR TO DATE	%	CURRENT MONTH	%	YEAR TO DATE	%			
EXPENDITURES										
TOTAL EXPENDITURES	0.00	0.00	0	0.00	0	0.00	0	0.00	0.00	0.00
NET CHANGE IN FUND BALANCE	0.00	0.00		0.00		0.00		0.00	0.00	0.00



FUND DEPT 5081-447 : NURSING HOME - RESPIRATORY THERAPY

4/11/2022 8:02:19 AM

PERIOD ENDING 3/31/2022

	ACTUAL LAST YEAR			ACTUAL THIS YEAR				ENCUMBRANCE	BUDGET	UNENCUMBERED BALANCE
	CURRENT MONTH	YEAR TO DATE	%	CURRENT MONTH	%	YEAR TO DATE	%			
EXPENDITURES										
TOTAL EXPENDITURES	0.00	0.00	0	0.00	0	0.00	0	0.00	0.00	0.00
NET CHANGE IN FUND BALANCE	0.00	0.00		0.00		0.00		0.00	0.00	0.00



FUND DEPT 5081-448 : NURSING HOME - SPEECH THERAPY

4/11/2022 8:02:19 AM

PERIOD ENDING 3/31/2022

	ACTUAL LAST YEAR			ACTUAL THIS YEAR				ENCUMBRANCE	BUDGET	UNENCUMBERED BALANCE
	CURRENT MONTH	YEAR TO DATE	%	CURRENT MONTH	%	YEAR TO DATE	%			
EXPENDITURES										
TOTAL EXPENDITURES	<i>0.00</i>	<i>0.00</i>	<i>0</i>	<i>0.00</i>	<i>0</i>	<i>0.00</i>	<i>0</i>	<i>0.00</i>	<i>0.00</i>	<i>0.00</i>
NET CHANGE IN FUND BALANCE	0.00	0.00		0.00		0.00		0.00	0.00	0.00



FUND DEPT 5081-450 : NURSING HOME - DIETARY

4/11/2022 8:02:19 AM

PERIOD ENDING 3/31/2022

	ACTUAL LAST YEAR			ACTUAL THIS YEAR				ENCUMBRANCE	BUDGET	UNENCUMBERED BALANCE
	CURRENT MONTH	YEAR TO DATE	%	CURRENT MONTH	%	YEAR TO DATE	%			
EXPENDITURES										
TOTAL EXPENDITURES	0.00	0.00	0	0.00	0	0.00	0	0.00	0.00	0.00
NET CHANGE IN FUND BALANCE	0.00	0.00		0.00		0.00		0.00	0.00	0.00



FUND DEPT 5081-455 : NURSING HOME - BEAUTY SHOP

4/11/2022 8:02:19 AM

PERIOD ENDING 3/31/2022

	ACTUAL LAST YEAR			ACTUAL THIS YEAR				ENCUMBRANCE	BUDGET	UNENCUMBERED BALANCE
	CURRENT MONTH	YEAR TO DATE	%	CURRENT MONTH	%	YEAR TO DATE	%			
EXPENDITURES										
TOTAL EXPENDITURES	0.00	0.00	0	0.00	0	0.00	0	0.00	0.00	0.00
NET CHANGE IN FUND BALANCE	0.00	0.00		0.00		0.00		0.00	0.00	0.00



FUND DEPT 5081-460 : NURSING HOME - ADULT DAY CARE

4/11/2022 8:02:19 AM

PERIOD ENDING 3/31/2022

	ACTUAL LAST YEAR			ACTUAL THIS YEAR				ENCUMBRANCE	BUDGET	UNENCUMBERED BALANCE
	CURRENT MONTH	YEAR TO DATE	%	CURRENT MONTH	%	YEAR TO DATE	%			
EXPENDITURES										
TOTAL EXPENDITURES	0.00	0.00	0	0.00	0	0.00	0	0.00	0.00	0.00
NET CHANGE IN FUND BALANCE	0.00	0.00		0.00		0.00		0.00	0.00	0.00



FUND DEPT 5081-462 : NURSING HOME - ALZHEIMERS UNIT

4/11/2022 8:02:19 AM

PERIOD ENDING 3/31/2022

	ACTUAL LAST YEAR			ACTUAL THIS YEAR				ENCUMBRANCE	BUDGET	UNENCUMBERED BALANCE
	CURRENT MONTH	YEAR TO DATE	%	CURRENT MONTH	%	YEAR TO DATE	%			
EXPENDITURES										
TOTAL EXPENDITURES	0.00	0.00	0	0.00	0	0.00	0	0.00	0.00	0.00
NET CHANGE IN FUND BALANCE	0.00	0.00		0.00		0.00		0.00	0.00	0.00




FUND DEPT 6476-118 : SELF-FUNDED INSURANCE - PROPERTY/LIABILITY INSUR

4/11/2022 8:02:19 AM

PERIOD ENDING 3/31/2022

	ACTUAL LAST YEAR			ACTUAL THIS YEAR				ENCUMBRANCE	BUDGET	UNENCUMBERED BALANCE
	CURRENT MONTH	YEAR TO DATE	%	CURRENT MONTH	%	YEAR TO DATE	%			
REVENUES										
4007 CHARGES FOR SERVICES	0.00	0.00	0	0.00	0	0.00	0	0.00	1,584,242.00	1,584,242.00
TOTAL REVENUES	0.00	0.00	0	0.00	0	0.00	0	0.00	1,584,242.00	1,584,242.00
EXPENDITURES										
5020 SERVICES	4,450.50	699,967.96	36	81,331.85	4	317,177.36	15	0.00	2,072,378.00	1,755,200.64
TOTAL EXPENDITURES	4,450.50	699,967.96	36	81,331.85	4	317,177.36	15	0.00	2,072,378.00	1,755,200.64
OTHER FINANCING SOURCES (USES)										
6001 OTHER FINANCING SOURCES	0.00	0.00	0	0.00	0	0.00	0	0.00	250,000.00	250,000.00
7001 OTHER FINANCING USES	0.00	0.00	0	0.00	0	0.00	0	0.00	-6,864.00	-6,864.00
TOTAL OTHER FINANCING SOURCES (USES)	0.00	0.00		0.00		0.00		0.00	243,136.00	243,136.00
NET CHANGE IN FUND BALANCE	4,450.50	699,967.96		81,331.85		317,177.36		0.00	245,000.00	-72,177.36



PERIOD ENDING 3/31/2022

	ACTUAL LAST YEAR			ACTUAL THIS YEAR				ENCUMBRANCE	BUDGET	UNENCUMBERED BALANCE
	CURRENT MONTH	YEAR TO DATE	%	CURRENT MONTH	%	YEAR TO DATE	%			
REVENUES										
4007 CHARGES FOR SERVICES	95,853.92	170,275.04	18	220,801.70	23	220,801.70	23	0.00	953,395.00	732,593.30
4008 INVESTMENT EARNINGS	344.52	344.52	3	0.00	0	0.00	0	0.00	1,600.00	1,600.00
TOTAL REVENUES	96,198.44	170,619.56	18	220,801.70	23	220,801.70	23	0.00	954,995.00	734,193.30
EXPENDITURES										
5003 FRINGE BENEFITS	57,308.20	280,274.87	30	25,432.76	3	76,535.97	8	0.00	939,667.00	863,131.03
TOTAL EXPENDITURES	57,308.20	280,274.87	30	25,432.76	3	76,535.97	8	0.00	939,667.00	863,131.03
OTHER FINANCING SOURCES (USES)										
7001 OTHER FINANCING USES	0.00	0.00	0	0.00	0	0.00	0	0.00	-13,728.00	-13,728.00
TOTAL OTHER FINANCING SOURCES (USES)	0.00	0.00		0.00		0.00		0.00	-13,728.00	-13,728.00
NET CHANGE IN FUND BALANCE	-38,890.24	109,655.31		-195,368.94		-144,265.73		0.00	-1,600.00	142,665.73



FUND DEPT 6620-120 : HEALTH-LIFE INSURANCE - EMPLOYEE GROUP INSURANCE

4/11/2022 8:02:19 AM

PERIOD ENDING 3/31/2022

	ACTUAL LAST YEAR			ACTUAL THIS YEAR				ENCUMBRANCE	BUDGET	UNENCUMBERED BALANCE
	CURRENT MONTH	YEAR TO DATE	%	CURRENT MONTH	%	YEAR TO DATE	%			
REVENUES										
4007 CHARGES FOR SERVICES	1,011,048.81	1,700,901.29	0	978,505.82	0	1,183,693.34	0	0.00	0.00	-1,183,693.34
4008 INVESTMENT EARNINGS	2.62	2.62	0	0.00	0	0.00	0	0.00	0.00	0.00
4009 MISCELLANEOUS REVENUES	10.00	20.00	0	-1,269.00	0	0.00	0	0.00	7,425,950.00	7,425,950.00
TOTAL REVENUES	1,011,061.43	1,700,923.91	24	977,236.82	13	1,183,693.34	16	0.00	7,425,950.00	6,242,256.66
EXPENDITURES										
5003 FRINGE BENEFITS	1,148,001.97	1,726,090.01	25	488,870.66	7	1,639,017.97	22	0.00	7,406,250.00	5,767,232.03
5010 COMMODITIES	0.00	0.00	0	0.00	0	0.00	0	0.00	200.00	200.00
5020 SERVICES	0.00	0.00	0	0.00	0	0.00	0	0.00	19,500.00	19,500.00
TOTAL EXPENDITURES	1,148,001.97	1,726,090.01	25	488,870.66	7	1,639,017.97	22	0.00	7,425,950.00	5,786,932.03
OTHER FINANCING SOURCES (USES)										
TOTAL OTHER FINANCING SOURCES (USES)	0.00	0.00		0.00		0.00		0.00	0.00	0.00
NET CHANGE IN FUND BALANCE	136,940.54	25,166.10		-488,366.16		455,324.63		0.00	0.00	-455,324.63



FUND DEPT 7086-060 : TOWNSHIP MOTOR FUEL TAX - HIGHWAY

4/11/2022 8:02:19 AM

PERIOD ENDING 3/31/2022

	ACTUAL LAST YEAR			ACTUAL THIS YEAR				ENCUMBRANCE	BUDGET	UNENCUMBERED BALANCE
	CURRENT MONTH	YEAR TO DATE	%	CURRENT MONTH	%	YEAR TO DATE	%			
REVENUES										
4004 INTERGOVERNMENTAL REVENUE	1,972.69	1,972.69	0	184,332.43	0	451,345.86	0	0.00	0.00	-451,345.86
4008 INVESTMENT EARNINGS	373.97	373.97	0	0.00	0	0.00	0	0.00	0.00	0.00
4009 MISCELLANEOUS REVENUES	3,633.18	3,633.18	0	0.00	0	0.00	0	0.00	0.00	0.00
TOTAL REVENUES	5,979.84	5,979.84	0	184,332.43	0	451,345.86	0	0.00	0.00	-451,345.86
EXPENDITURES										
5020 SERVICES	37,866.27	61,584.25	0	12,009.60	0	12,009.60	0	0.00	15,000,000.00	14,987,990.40
TOTAL EXPENDITURES	37,866.27	61,584.25	0	12,009.60	0	12,009.60	0	0.00	15,000,000.00	14,987,990.40
NET CHANGE IN FUND BALANCE	31,886.43	55,604.41		-172,322.83		-439,336.26		0.00	15,000,000.00	15,439,336.26



FUND DEPT 7087-060 : TOWNSHIP BRIDGE - HIGHWAY

4/11/2022 8:02:19 AM

PERIOD ENDING 3/31/2022

	ACTUAL LAST YEAR			ACTUAL THIS YEAR				ENCUMBRANCE	BUDGET	UNENCUMBERED BALANCE
	CURRENT MONTH	YEAR TO DATE	%	CURRENT MONTH	%	YEAR TO DATE	%			
REVENUES										
4008 INVESTMENT EARNINGS	24.43	24.43	0	0.00	0	0.00	0	0.00	0.00	0.00
TOTAL REVENUES	24.43	24.43	0	0.00	0	0.00	0	0.00	0.00	0.00
EXPENDITURES										
8000 CAPITAL OUTLAY	0.00	43,833.15	0	0.00	0	0.00	0	0.00	5,000,000.00	5,000,000.00
TOTAL EXPENDITURES	0.00	43,833.15	0	0.00	0	0.00	0	0.00	5,000,000.00	5,000,000.00
NET CHANGE IN FUND BALANCE	-24.43	43,808.72		0.00		0.00		0.00	5,000,000.00	5,000,000.00



FUND DEPT 7097-026 : ESTATE - COUNTY TREASURER

4/11/2022 8:02:19 AM

PERIOD ENDING 3/31/2022

	ACTUAL LAST YEAR			ACTUAL THIS YEAR				ENCUMBRANCE	BUDGET	UNENCUMBERED BALANCE
	CURRENT MONTH	YEAR TO DATE	%	CURRENT MONTH	%	YEAR TO DATE	%			
REVENUES										
4008 INVESTMENT EARNINGS	3.09	3.09	0	0.00	0	0.00	0	0.00	0.00	0.00
TOTAL REVENUES	3.09	3.09	0	0.00	0	0.00	0	0.00	0.00	0.00
NET CHANGE IN FUND BALANCE	-3.09	-3.09		0.00		0.00		0.00	0.00	0.00



FUND DEPT 7667-026 : PROPERTY CONDEMNATIONS - COUNTY TREASURER

4/11/2022 8:02:19 AM

PERIOD ENDING 3/31/2022

	ACTUAL LAST YEAR			ACTUAL THIS YEAR				ENCUMBRANCE	BUDGET	UNENCUMBERED BALANCE
	CURRENT MONTH	YEAR TO DATE	%	CURRENT MONTH	%	YEAR TO DATE	%			
REVENUES										
4008 INVESTMENT EARNINGS	19.22	19.22	0	0.00	0	0.00	0	0.00	0.00	0.00
TOTAL REVENUES	19.22	19.22	0	0.00	0	0.00	0	0.00	0.00	0.00
OTHER FINANCING SOURCES (USES)										
TOTAL OTHER FINANCING SOURCES (USES)	0.00	0.00		0.00		0.00		0.00	0.00	0.00
NET CHANGE IN FUND BALANCE	-19.22	-19.22		0.00		0.00		0.00	0.00	0.00



FUND DEPT 7687-040 : SHERIFF FORECLOSURES - SHERIFF

4/11/2022 8:02:19 AM

PERIOD ENDING 3/31/2022

	ACTUAL LAST YEAR			ACTUAL THIS YEAR				ENCUMBRANCE	BUDGET	UNENCUMBERED BALANCE
	CURRENT MONTH	YEAR TO DATE	%	CURRENT MONTH	%	YEAR TO DATE	%			
REVENUES										
4008 INVESTMENT EARNINGS	34.03	34.03	0	0.00	0	0.00	0	0.00	0.00	0.00
TOTAL REVENUES	34.03	34.03	0	0.00	0	0.00	0	0.00	0.00	0.00
OTHER FINANCING SOURCES (USES)										
6001 OTHER FINANCING SOURCES	176,000.00	303,500.00	0	100,000.00	0	276,600.00	0	0.00	0.00	-276,600.00
TOTAL OTHER FINANCING SOURCES (USES)	176,000.00	303,500.00		100,000.00		276,600.00		0.00	0.00	-276,600.00
NET CHANGE IN FUND BALANCE	-176,034.03	-303,534.03		-100,000.00		-276,600.00		0.00	0.00	276,600.00



FUND DEPT 7699-020 : GARNISHMENTS - AUDITOR

4/11/2022 8:02:19 AM

PERIOD ENDING 3/31/2022

	ACTUAL LAST YEAR			ACTUAL THIS YEAR				ENCUMBRANCE	BUDGET	UNENCUMBERED BALANCE
	CURRENT MONTH	YEAR TO DATE	%	CURRENT MONTH	%	YEAR TO DATE	%			
REVENUES										
4008 INVESTMENT EARNINGS	0.32	0.32	0	0.00	0	0.00	0	0.00	0.00	0.00
TOTAL REVENUES	0.32	0.32	0	0.00	0	0.00	0	0.00	0.00	0.00
OTHER FINANCING SOURCES (USES)										
6001 OTHER FINANCING SOURCES	8,622.80	27,528.64	0	7,840.91	0	22,966.25	0	0.00	0.00	-22,966.25
TOTAL OTHER FINANCING SOURCES (USES)	8,622.80	27,528.64		7,840.91		22,966.25		0.00	0.00	-22,966.25
NET CHANGE IN FUND BALANCE	-8,623.12	-27,528.96		-7,840.91		-22,966.25		0.00	0.00	22,966.25



PERIOD ENDING 3/31/2022

	ACTUAL LAST YEAR			ACTUAL THIS YEAR				ENCUMBRANCE	BUDGET	UNENCUMBERED BALANCE
	CURRENT MONTH	YEAR TO DATE	%	CURRENT MONTH	%	YEAR TO DATE	%			
REVENUES										
4004 INTERGOVERNMENTAL REVENUE	0.00	2,763.22	1	0.00	0	0.00	0	0.00	533,541.00	533,541.00
4007 CHARGES FOR SERVICES	0.00	2,796.38	5	0.00	0	0.00	0	0.00	55,000.00	55,000.00
4008 INVESTMENT EARNINGS	35.56	35.56	1	0.00	0	0.00	0	0.00	500.00	500.00
4009 MISCELLANEOUS REVENUES	0.00	-899.13	-7	0.00	0	0.00	0	0.00	12,500.00	12,500.00
TOTAL REVENUES	35.56	4,696.03	1	0.00	0	0.00	0	0.00	601,541.00	601,541.00
EXPENDITURES										
5001 SALARIES AND WAGES	27,928.67	78,337.78	22	0.00	0	7,173.27	2	0.00	395,343.00	388,169.73
5003 FRINGE BENEFITS	8,780.96	16,374.24	13	3,500.44	3	9,645.77	7	0.00	131,952.00	122,306.23
5010 COMMODITIES	189.50	231.47	5	514.26	10	539.74	11	0.00	5,000.00	4,460.26
5020 SERVICES	176.73	2,412.08	6	6,191.65	15	6,624.76	16	0.00	40,340.00	33,715.24
TOTAL EXPENDITURES	37,075.86	97,355.57	18	10,206.35	2	23,983.54	4	0.00	572,635.00	548,651.46
OTHER FINANCING SOURCES (USES)										
7001 OTHER FINANCING USES	0.00	-58,198.00	90	0.00	0	0.00	0	0.00	-60,750.00	-60,750.00
TOTAL OTHER FINANCING SOURCES (USES)	0.00	-58,198.00		0.00		0.00		0.00	-60,750.00	-60,750.00
NET CHANGE IN FUND BALANCE	37,040.30	150,857.54		10,206.35		23,983.54		0.00	31,844.00	7,860.46



FUND DEPT 8850-112 : GEOG INF SYS JOINT VENTUR - CAPITAL/TECHNOLOGY PURCH

4/11/2022 8:02:19 AM

PERIOD ENDING 3/31/2022

	ACTUAL LAST YEAR			ACTUAL THIS YEAR				ENCUMBRANCE	BUDGET	UNENCUMBERED BALANCE
	CURRENT MONTH	YEAR TO DATE	%	CURRENT MONTH	%	YEAR TO DATE	%			
REVENUES										
TOTAL REVENUES	0.00	0.00	0	0.00	0	0.00	0	0.00	0.00	0.00
EXPENDITURES										
5010 COMMODITIES	337.70	337.70	3	0.00	0	0.00	0	0.00	19,250.00	19,250.00
5020 SERVICES	0.00	11,847.26	19	35,712.57	56	48,150.38	75	-8,080.97	63,875.00	15,724.62
TOTAL EXPENDITURES	337.70	12,184.96	17	35,712.57	43	48,150.38	58	-8,080.97	83,125.00	34,974.62
OTHER FINANCING SOURCES (USES)										
6001 OTHER FINANCING SOURCES	0.00	57,000.00	100	0.00	0	0.00	0	0.00	57,500.00	57,500.00
TOTAL OTHER FINANCING SOURCES (USES)	0.00	57,000.00		0.00		0.00		0.00	57,500.00	57,500.00
NET CHANGE IN FUND BALANCE	337.70	-44,815.04		35,712.57		48,150.38		-8,080.97	25,625.00	-22,525.38



FUND DEPT 8850-672 : GEOG INF SYS JOINT VENTUR - AERIAL PHOTOGRAPHY PROJ

4/11/2022 8:02:19 AM

PERIOD ENDING 3/31/2022

	ACTUAL LAST YEAR			ACTUAL THIS YEAR				ENCUMBRANCE	BUDGET	UNENCUMBERED BALANCE
	CURRENT MONTH	YEAR TO DATE	%	CURRENT MONTH	%	YEAR TO DATE	%			
REVENUES										
4004 INTERGOVERNMENTAL REVENUE	15,875.00	15,875.00	50	0.00	0	0.00	0	0.00	31,750.00	31,750.00
TOTAL REVENUES	15,875.00	15,875.00	50	0.00	0	0.00	0	0.00	31,750.00	31,750.00
EXPENDITURES										
TOTAL EXPENDITURES	0.00	0.00	0	0.00	0	0.00	0	0.00	0.00	0.00
NET CHANGE IN FUND BALANCE	-15,875.00	-15,875.00		0.00		0.00		0.00	-31,750.00	-31,750.00