



FUND DEPT 1080-010 : GENERAL CORPORATE - COUNTY BOARD

3/12/2024 9:56:42 AM

PERIOD ENDING 2/29/2024

	ACTUAL LAST YEAR			ACTUAL THIS YEAR				ENCUMBRANCE	BUDGET	UNENCUMBERED BALANCE
	CURRENT MONTH	YEAR TO DATE	%	CURRENT MONTH	%	YEAR TO DATE	%			
REVENUES										
4007 CHARGES FOR SERVICES	300.74	300.74	100	0.00	0	0.00	0	0.00	0.00	0.00
4010 RENTS AND ROYALTIES	7,303.87	7,303.87	2	6,169.78	0	6,169.78	0	0.00	0.00	-6,169.78
TOTAL REVENUES	7,604.61	7,604.61	2	6,169.78	0	6,169.78	0	0.00	0.00	-6,169.78
EXPENDITURES										
5001 SALARIES AND WAGES	3,623.08	7,951.16	5	4,659.44	0	8,743.30	0	0.00	0.00	-8,743.30
5010 COMMODITIES	0.00	21.50	0	34.18	236	48.68	336	0.00	14.50	-34.18
5020 SERVICES	385.67	55,936.73	54	7,130.15	491	43,312.45	298	0.00	-14.50	-43,326.95
					73		707			
TOTAL EXPENDITURES	4,008.75	63,909.39	23	11,823.77	0	52,104.43	0	0.00	0.00	-52,104.43
NET CHANGE IN FUND BALANCE	3,595.86	-56,304.78		-5,653.99		-45,934.65		0.00	0.00	45,934.65




FUND DEPT 1080-012 : GENERAL CORPORATE - TORNADO SIRENS

3/12/2024 9:56:42 AM

PERIOD ENDING 2/29/2024

	ACTUAL LAST YEAR			ACTUAL THIS YEAR				ENCUMBRANCE	BUDGET	UNENCUMBERED BALANCE
	CURRENT MONTH	YEAR TO DATE	%	CURRENT MONTH	%	YEAR TO DATE	%			
REVENUES										
TOTAL REVENUES	0.00	0.00	0	0.00	0	0.00	0	0.00	0.00	0.00
EXPENDITURES										
TOTAL EXPENDITURES	0.00	0.00	0	0.00	0	0.00	0	0.00	0.00	0.00
NET CHANGE IN FUND BALANCE	0.00	0.00		0.00		0.00		0.00	0.00	0.00



FUND DEPT 1080-013 : GENERAL CORPORATE - DEBT SERVICE

3/12/2024 9:56:42 AM

PERIOD ENDING 2/29/2024

	ACTUAL LAST YEAR			ACTUAL THIS YEAR				ENCUMBRANCE	BUDGET	UNENCUMBERED BALANCE
	CURRENT MONTH	YEAR TO DATE	%	CURRENT MONTH	%	YEAR TO DATE	%			
REVENUES										
TOTAL REVENUES	0.00	0.00	0	0.00	0	0.00	0	0.00	0.00	0.00
EXPENDITURES										
TOTAL EXPENDITURES	0.00	0.00	0	0.00	0	0.00	0	0.00	0.00	0.00
OTHER FINANCING SOURCES (USES)										
TOTAL OTHER FINANCING SOURCES (USES)	0.00	0.00		0.00		0.00		0.00	0.00	0.00
NET CHANGE IN FUND BALANCE	0.00	0.00		0.00		0.00		0.00	0.00	0.00



FUND DEPT 1080-016 : GENERAL CORPORATE - ADMINISTRATIVE SERVICES

3/12/2024 9:56:42 AM

PERIOD ENDING 2/29/2024

	ACTUAL LAST YEAR			ACTUAL THIS YEAR				ENCUMBRANCE	BUDGET	UNENCUMBERED BALANCE
	CURRENT MONTH	YEAR TO DATE	%	CURRENT MONTH	%	YEAR TO DATE	%			
REVENUES										
4009 MISCELLANEOUS REVENUES	0.00	0.00	0	0.00	0	1,487.72	0	0.00	0.00	-1,487.72
TOTAL REVENUES	0.00	0.00	0	0.00	0	1,487.72	0	0.00	0.00	-1,487.72
EXPENDITURES										
5001 SALARIES AND WAGES	54,746.93	97,198.31	16	56,498.98	0	97,049.86	0	0.00	0.00	-97,049.86
5003 FRINGE BENEFITS	0.00	0.00	0	0.00	0	4,844.16	0	0.00	0.00	-4,844.16
5010 COMMODITIES	140.78	32,137.37	10	22,319.31	-319	22,753.19	-325	0.00	-7,000.00	-29,753.19
5020 SERVICES	779.90	1,344.90	5	4,059.00	58	5,071.50	72	0.00	7,000.00	1,928.50
TOTAL EXPENDITURES	55,667.61	130,680.58	13	82,877.29	0	129,718.71	0	0.00	0.00	-129,718.71
OTHER FINANCING SOURCES (USES)										
TOTAL OTHER FINANCING SOURCES (USES)	0.00	0.00		0.00		0.00		0.00	0.00	0.00
NET CHANGE IN FUND BALANCE	-55,667.61	-130,680.58		-82,877.29		-128,230.99		0.00	0.00	128,230.99



FUND DEPT 1080-017 : GENERAL CORPORATE - COOPERATIVE EXTENSION SRV

3/12/2024 9:56:42 AM

PERIOD ENDING 2/29/2024

	ACTUAL LAST YEAR			ACTUAL THIS YEAR				ENCUMBRANCE	BUDGET	UNENCUMBERED BALANCE
	CURRENT MONTH	YEAR TO DATE	%	CURRENT MONTH	%	YEAR TO DATE	%			
REVENUES										
TOTAL REVENUES	<i>0.00</i>	<i>0.00</i>	<i>0</i>	<i>0.00</i>	<i>0</i>	<i>0.00</i>	<i>0</i>	<i>0.00</i>	<i>0.00</i>	<i>0.00</i>
EXPENDITURES										
TOTAL EXPENDITURES	<i>0.00</i>	<i>0.00</i>	<i>0</i>	<i>0.00</i>	<i>0</i>	<i>0.00</i>	<i>0</i>	<i>0.00</i>	<i>0.00</i>	<i>0.00</i>
NET CHANGE IN FUND BALANCE	<i>0.00</i>	<i>0.00</i>		<i>0.00</i>		<i>0.00</i>		<i>0.00</i>	<i>0.00</i>	<i>0.00</i>



FUND DEPT 1080-020 : GENERAL CORPORATE - AUDITOR

3/12/2024 9:56:42 AM

PERIOD ENDING 2/29/2024

	ACTUAL LAST YEAR			ACTUAL THIS YEAR				ENCUMBRANCE	BUDGET	UNENCUMBERED BALANCE
	CURRENT MONTH	YEAR TO DATE	%	CURRENT MONTH	%	YEAR TO DATE	%			
REVENUES										
4008 INVESTMENT EARNINGS	0.00	14.34	0	17.76	0	17.76	0	0.00	0.00	-17.76
TOTAL REVENUES	0.00	14.34	0	17.76	0	17.76	0	0.00	0.00	-17.76
EXPENDITURES										
5001 SALARIES AND WAGES	32,198.48	58,148.66	14	32,234.22	0	58,144.46	0	0.00	0.00	-58,144.46
5003 FRINGE BENEFITS	0.00	0.00	0	0.00	0	6,536.66	0	0.00	0.00	-6,536.66
5010 COMMODITIES	52.47	137.00	4	-2.00	0	-2.00	0	0.00	0.00	2.00
5020 SERVICES	716.67	1,349.16	8	609.83	0	1,182.33	0	0.00	0.00	-1,182.33
TOTAL EXPENDITURES	32,967.62	59,634.82	13	32,842.05	0	65,861.45	0	0.00	0.00	-65,861.45
OTHER FINANCING SOURCES (USES)										
TOTAL OTHER FINANCING SOURCES (USES)	0.00	0.00		0.00		0.00		0.00	0.00	0.00
NET CHANGE IN FUND BALANCE	-32,967.62	-59,620.48		-32,824.29		-65,843.69		0.00	0.00	65,843.69



FUND DEPT 1080-021 : GENERAL CORPORATE - BOARD OF REVIEW

3/12/2024 9:56:42 AM

PERIOD ENDING 2/29/2024

	ACTUAL LAST YEAR			ACTUAL THIS YEAR				ENCUMBRANCE	BUDGET	UNENCUMBERED BALANCE
	CURRENT MONTH	YEAR TO DATE	%	CURRENT MONTH	%	YEAR TO DATE	%			
REVENUES										
TOTAL REVENUES	0.00	0.00	0	0.00	0	0.00	0	0.00	0.00	0.00
EXPENDITURES										
5001 SALARIES AND WAGES	10,957.50	19,306.08	14	11,395.80	0	22,791.60	0	0.00	0.00	-22,791.60
5003 FRINGE BENEFITS	0.00	0.00	0	0.00	0	1,577.05	0	0.00	0.00	-1,577.05
5010 COMMODITIES	270.97	270.97	20	0.00	0	0.00	0	0.00	0.00	0.00
5020 SERVICES	1,500.00	5,130.00	28	2,693.40	0	4,974.87	0	0.00	0.00	-4,974.87
TOTAL EXPENDITURES	12,728.47	24,707.05	15	14,089.20	0	29,343.52	0	0.00	0.00	-29,343.52
NET CHANGE IN FUND BALANCE	-12,728.47	-24,707.05		-14,089.20		-29,343.52		0.00	0.00	29,343.52



FUND DEPT 1080-022 : GENERAL CORPORATE - COUNTY CLERK

3/12/2024 9:56:42 AM

PERIOD ENDING 2/29/2024

	ACTUAL LAST YEAR			ACTUAL THIS YEAR				ENCUMBRANCE	BUDGET	UNENCUMBERED BALANCE
	CURRENT MONTH	YEAR TO DATE	%	CURRENT MONTH	%	YEAR TO DATE	%			
REVENUES										
4006 LICENSES AND PERMITS	4,130.00	8,960.00	8	4,680.00	0	4,680.00	0	0.00	0.00	-4,680.00
4007 CHARGES FOR SERVICES	24,899.80	56,129.51	17	28,810.30	0	28,810.30	0	0.00	0.00	-28,810.30
4008 INVESTMENT EARNINGS	18.76	51.90	26	29.61	0	29.61	0	0.00	0.00	-29.61
4009 MISCELLANEOUS REVENUES	507.50	1,105.00	552 5	495.00	0	495.00	0	0.00	0.00	-495.00
TOTAL REVENUES	29,556.06	66,246.41	13	34,014.91	0	34,014.91	0	0.00	0.00	-34,014.91
EXPENDITURES										
5001 SALARIES AND WAGES	63,956.52	122,980.18	13	61,034.29	0	108,477.84	0	0.00	0.00	-108,477.84
5003 FRINGE BENEFITS	0.00	0.00	0	0.00	0	9,876.91	0	0.00	0.00	-9,876.91
5010 COMMODITIES	46,127.63	63,244.69	57	918.18	9	22,543.99	220	0.00	10,260.00	-12,283.99
5020 SERVICES	7,428.87	31,069.94	7	2,988.06	-29	30,470.97	-297	0.00	-10,260.00	-40,730.97
TOTAL EXPENDITURES	117,513.02	217,294.81	14	64,940.53	0	171,369.71	0	0.00	0.00	-171,369.71
OTHER FINANCING SOURCES (USES)										
TOTAL OTHER FINANCING SOURCES (USES)	0.00	0.00		0.00		0.00		0.00	0.00	0.00
NET CHANGE IN FUND BALANCE	-87,956.96	-151,048.40		-30,925.62		-137,354.80		0.00	0.00	137,354.80



FUND DEPT 1080-023 : GENERAL CORPORATE - RECORDER

3/12/2024 9:56:42 AM

PERIOD ENDING 2/29/2024

	ACTUAL LAST YEAR			ACTUAL THIS YEAR				ENCUMBRANCE	BUDGET	UNENCUMBERED BALANCE
	CURRENT MONTH	YEAR TO DATE	%	CURRENT MONTH	%	YEAR TO DATE	%			
REVENUES										
4006 LICENSES AND PERMITS	25,697.00	105,708.00	21	48,858.25	0	73,362.25	0	0.00	0.00	-73,362.25
4007 CHARGES FOR SERVICES	32,914.50	93,688.00	12	37,865.50	0	76,058.00	0	0.00	0.00	-76,058.00
4009 MISCELLANEOUS REVENUES	329.50	5,153.70	21	314.50	0	562.70	0	0.00	0.00	-562.70
TOTAL REVENUES	58,941.00	204,549.70	15	87,038.25	0	149,982.95	0	0.00	0.00	-149,982.95
EXPENDITURES										
5001 SALARIES AND WAGES	14,410.61	25,218.60	13	12,373.55	0	21,212.91	0	0.00	0.00	-21,212.91
5003 FRINGE BENEFITS	0.00	0.00	0	0.00	0	3,394.77	0	0.00	0.00	-3,394.77
5010 COMMODITIES	14.30	156.63	31	14.50	0	43.50	0	0.00	0.00	-43.50
TOTAL EXPENDITURES	14,424.91	25,375.23	13	12,388.05	0	24,651.18	0	0.00	0.00	-24,651.18
NET CHANGE IN FUND BALANCE	44,516.09	179,174.47		74,650.20		125,331.77		0.00	0.00	-125,331.77



FUND DEPT 1080-025 : GENERAL CORPORATE - SUPERVISOR OF ASSESSMENT

3/12/2024 9:56:42 AM

PERIOD ENDING 2/29/2024

	ACTUAL LAST YEAR			ACTUAL THIS YEAR				ENCUMBRANCE	BUDGET	UNENCUMBERED BALANCE
	CURRENT MONTH	YEAR TO DATE	%	CURRENT MONTH	%	YEAR TO DATE	%			
REVENUES										
4004 INTERGOVERNMENTAL REVENUE	0.00	0.00	0	20,685.86	0	20,685.86	0	0.00	0.00	-20,685.86
TOTAL REVENUES	0.00	0.00	0	20,685.86	0	20,685.86	0	0.00	0.00	-20,685.86
EXPENDITURES										
5001 SALARIES AND WAGES	24,659.75	45,731.97	13	28,615.83	0	50,077.77	0	0.00	0.00	-50,077.77
5003 FRINGE BENEFITS	0.00	0.00	0	0.00	0	5,502.19	0	0.00	0.00	-5,502.19
5010 COMMODITIES	1,408.39	1,737.46	31	1,479.33	147	1,667.08	166	0.00	-100.00	-1,767.08
					9		7			
5020 SERVICES	21.58	2,236.58	3	253.99	254	2,718.99	271	0.00	100.00	-2,618.99
							9			
TOTAL EXPENDITURES	26,089.72	49,706.01	12	30,349.15	0	59,966.03	0	0.00	0.00	-59,966.03
NET CHANGE IN FUND BALANCE	-26,089.72	-49,706.01		-9,663.29		-39,280.17		0.00	0.00	39,280.17




FUND DEPT 1080-026 : GENERAL CORPORATE - COUNTY TREASURER

3/12/2024 9:56:42 AM

PERIOD ENDING 2/29/2024

	ACTUAL LAST YEAR			ACTUAL THIS YEAR				ENCUMBRANCE	BUDGET	UNENCUMBERED BALANCE
	CURRENT MONTH	YEAR TO DATE	%	CURRENT MONTH	%	YEAR TO DATE	%			
REVENUES										
4001 PROPERTY TAX	0.00	0.00	0	902.76	0	1,182.76	0	0.00	0.00	-1,182.76
4008 INVESTMENT EARNINGS	684.35	684.35	10	0.00	0	0.00	0	0.00	0.00	0.00
TOTAL REVENUES	684.35	684.35	0	902.76	0	1,182.76	0	0.00	0.00	-1,182.76
EXPENDITURES										
5001 SALARIES AND WAGES	23,884.73	43,913.71	14	24,412.37	0	43,994.57	0	0.00	0.00	-43,994.57
5003 FRINGE BENEFITS	0.00	0.00	0	0.00	0	4,476.70	0	0.00	0.00	-4,476.70
5010 COMMODITIES	497.98	616.61	9	499.75	61	1,438.15	175	0.00	820.00	-618.15
5020 SERVICES	500.00	500.00	1	1,672.12	-204	2,937.12	-358	0.00	-820.00	-3,757.12
TOTAL EXPENDITURES	24,882.71	45,030.32	12	26,584.24	0	52,846.54	0	0.00	0.00	-52,846.54
NET CHANGE IN FUND BALANCE	-24,198.36	-44,345.97		-25,681.48		-51,663.78		0.00	0.00	51,663.78



PERIOD ENDING 2/29/2024

	ACTUAL LAST YEAR			ACTUAL THIS YEAR				ENCUMBRANCE	BUDGET	UNENCUMBERED BALANCE
	CURRENT MONTH	YEAR TO DATE	%	CURRENT MONTH	%	YEAR TO DATE	%			
REVENUES										
4004 INTERGOVERNMENTAL REVENUE	0.00	200.00	4	8,025.00	0	8,025.00	0	0.00	0.00	-8,025.00
4009 MISCELLANEOUS REVENUES	0.00	0.00	0	41.51	0	41.51	0	0.00	0.00	-41.51
TOTAL REVENUES	0.00	200.00	0	8,066.51	0	8,066.51	0	0.00	0.00	-8,066.51
EXPENDITURES										
5001 SALARIES AND WAGES	63,985.80	112,106.23	12	65,595.80	0	116,213.70	0	0.00	0.00	-116,213.70
5003 FRINGE BENEFITS	0.00	0.00	0	0.00	0	10,942.79	0	0.00	0.00	-10,942.79
5010 COMMODITIES	5,422.01	9,456.67	12	7,225.42	0	12,311.78	0	0.00	0.00	-12,311.78
5020 SERVICES	38,493.66	50,406.29	14	25,627.66	0	42,948.77	0	0.00	0.00	-42,948.77
TOTAL EXPENDITURES	107,901.47	171,969.19	13	98,448.88	0	182,417.04	0	0.00	0.00	-182,417.04
OTHER FINANCING SOURCES (USES)										
6001 OTHER FINANCING SOURCES	2,977.99	2,977.99	0	0.00	0	0.00	0	0.00	0.00	0.00
TOTAL OTHER FINANCING SOURCES (USES)	2,977.99	2,977.99		0.00		0.00		0.00	0.00	0.00
NET CHANGE IN FUND BALANCE	-104,923.48	-168,791.20		-90,382.37		-174,350.53		0.00	0.00	174,350.53



FUND DEPT 1080-030 : GENERAL CORPORATE - CIRCUIT CLERK

3/12/2024 9:56:42 AM

PERIOD ENDING 2/29/2024

	ACTUAL LAST YEAR			ACTUAL THIS YEAR				ENCUMBRANCE	BUDGET	UNENCUMBERED BALANCE
	CURRENT MONTH	YEAR TO DATE	%	CURRENT MONTH	%	YEAR TO DATE	%			
REVENUES										
4007 CHARGES FOR SERVICES	0.00	0.00	0	61,494.63	0	61,494.63	0	0.00	0.00	-61,494.63
4008 INVESTMENT EARNINGS	0.00	0.00	0	6,799.71	0	6,799.71	0	0.00	0.00	-6,799.71
TOTAL REVENUES	0.00	0.00	0	68,294.34	0	68,294.34	0	0.00	0.00	-68,294.34
EXPENDITURES										
5001 SALARIES AND WAGES	92,017.67	161,820.81	12	109,326.60	0	194,313.38	0	0.00	0.00	-194,313.38
5003 FRINGE BENEFITS	0.00	0.00	0	0.00	0	22,144.90	0	0.00	0.00	-22,144.90
5010 COMMODITIES	2,436.80	3,139.02	17	4,339.95	-174	5,171.41	-207	46,250.00	-2,500.00	-53,921.41
5020 SERVICES	1,120.30	1,836.58	5	1,218.80	49	4,737.13	189	0.00	2,500.00	-2,237.13
TOTAL EXPENDITURES	95,574.77	166,796.41	12	114,885.35	0	226,366.82	0	46,250.00	0.00	-272,616.82
OTHER FINANCING SOURCES (USES)										
TOTAL OTHER FINANCING SOURCES (USES)	0.00	0.00		0.00		0.00		0.00	0.00	0.00
NET CHANGE IN FUND BALANCE	-95,574.77	-166,796.41		-46,591.01		-158,072.48		-46,250.00	0.00	204,322.48



FUND DEPT 1080-031 : GENERAL CORPORATE - CIRCUIT COURT

3/12/2024 9:56:42 AM

PERIOD ENDING 2/29/2024

	ACTUAL LAST YEAR			ACTUAL THIS YEAR				ENCUMBRANCE	BUDGET	UNENCUMBERED BALANCE
	CURRENT MONTH	YEAR TO DATE	%	CURRENT MONTH	%	YEAR TO DATE	%			
REVENUES										
TOTAL REVENUES	0.00	0.00	0	0.00	0	0.00	0	0.00	0.00	0.00
EXPENDITURES										
5001 SALARIES AND WAGES	52,572.16	92,003.06	13	55,718.09	0	97,517.99	0	0.00	0.00	-97,517.99
5003 FRINGE BENEFITS	0.00	0.00	0	0.00	0	13,017.50	0	0.00	0.00	-13,017.50
5010 COMMODITIES	0.00	94.80	0	2,625.07	0	2,903.08	0	0.00	0.00	-2,903.08
5020 SERVICES	30,616.58	58,848.58	13	28,950.91	0	67,065.91	0	0.00	0.00	-67,065.91
TOTAL EXPENDITURES	83,188.74	150,946.44	13	87,294.07	0	180,504.48	0	0.00	0.00	-180,504.48
OTHER FINANCING SOURCES (USES)										
TOTAL OTHER FINANCING SOURCES (USES)	0.00	0.00		0.00		0.00		0.00	0.00	0.00
NET CHANGE IN FUND BALANCE	-83,188.74	-150,946.44		-87,294.07		-180,504.48		0.00	0.00	180,504.48



FUND DEPT 1080-032 : GENERAL CORPORATE - JURY COMMISSION

3/12/2024 9:56:42 AM

PERIOD ENDING 2/29/2024

	ACTUAL LAST YEAR			ACTUAL THIS YEAR				ENCUMBRANCE	BUDGET	UNENCUMBERED BALANCE
	CURRENT MONTH	YEAR TO DATE	%	CURRENT MONTH	%	YEAR TO DATE	%			
REVENUES										
4007 CHARGES FOR SERVICES	0.00	0.00	0	3,718.75	0	3,718.75	0	0.00	0.00	-3,718.75
TOTAL REVENUES	0.00	0.00	0	3,718.75	0	3,718.75	0	0.00	0.00	-3,718.75
EXPENDITURES										
5001 SALARIES AND WAGES	3,509.80	6,101.08	12	4,181.41	0	7,388.11	0	0.00	0.00	-7,388.11
5010 COMMODITIES	325.03	325.03	4	180.79	0	180.79	0	0.00	0.00	-180.79
5020 SERVICES	3,487.00	16,799.40	11	4,305.40	0	6,433.00	0	0.00	0.00	-6,433.00
TOTAL EXPENDITURES	7,321.83	23,225.51	11	8,667.60	0	14,001.90	0	0.00	0.00	-14,001.90
NET CHANGE IN FUND BALANCE	-7,321.83	-23,225.51		-4,948.85		-10,283.15		0.00	0.00	10,283.15



FUND DEPT 1080-036 : GENERAL CORPORATE - PUBLIC DEFENDER

3/12/2024 9:56:42 AM

PERIOD ENDING 2/29/2024

	ACTUAL LAST YEAR			ACTUAL THIS YEAR				ENCUMBRANCE	BUDGET	UNENCUMBERED BALANCE
	CURRENT MONTH	YEAR TO DATE	%	CURRENT MONTH	%	YEAR TO DATE	%			
REVENUES										
4004 INTERGOVERNMENTAL REVENUE	0.00	0.00	0	9,870.84	0	9,870.84	0	0.00	0.00	-9,870.84
4007 CHARGES FOR SERVICES	0.00	0.00	0	564.98	0	564.98	0	0.00	0.00	-564.98
TOTAL REVENUES	0.00	0.00	0	10,435.82	0	10,435.82	0	0.00	0.00	-10,435.82
EXPENDITURES										
5001 SALARIES AND WAGES	99,403.46	188,867.16	13	127,786.84	0	223,493.21	0	0.00	0.00	-223,493.21
5003 FRINGE BENEFITS	0.00	0.00	0	0.00	0	9,947.81	0	0.00	0.00	-9,947.81
5010 COMMODITIES	1,647.45	2,674.79	17	1,567.08	0	2,163.39	0	0.00	0.00	-2,163.39
5020 SERVICES	1,672.78	6,313.81	23	7,936.40	0	13,776.60	0	0.00	0.00	-13,776.60
TOTAL EXPENDITURES	102,723.69	197,855.76	13	137,290.32	0	249,381.01	0	0.00	0.00	-249,381.01
NET CHANGE IN FUND BALANCE	-102,723.69	-197,855.76		-126,854.50		-238,945.19		0.00	0.00	238,945.19



FUND DEPT 1080-040 : GENERAL CORPORATE - SHERIFF

3/12/2024 9:56:42 AM

PERIOD ENDING 2/29/2024

	ACTUAL LAST YEAR			ACTUAL THIS YEAR				ENCUMBRANCE	BUDGET	UNENCUMBERED BALANCE
	CURRENT MONTH	YEAR TO DATE	%	CURRENT MONTH	%	YEAR TO DATE	%			
REVENUES										
4004 INTERGOVERNMENTAL REVENUE	73,667.49	82,055.71	7	19,653.08	0	20,552.08	0	0.00	0.00	-20,552.08
4005 FINES AND FORFEITURES	0.00	0.00	0	286.07	0	286.07	0	0.00	0.00	-286.07
4007 CHARGES FOR SERVICES	10,289.75	19,063.15	13	13,902.96	0	27,951.96	0	0.00	0.00	-27,951.96
4009 MISCELLANEOUS REVENUES	1,766.00	1,766.00	18	40.00	0	85.00	0	0.00	0.00	-85.00
TOTAL REVENUES	85,723.24	102,884.86	7	33,882.11	0	48,875.11	0	0.00	0.00	-48,875.11
EXPENDITURES										
5001 SALARIES AND WAGES	23,718.29	41,328.01	14	24,982.46	0	43,811.37	0	0.00	0.00	-43,811.37
5002 LAW ENFORCEMENT SALARIES	335,712.09	613,220.16	13	381,096.79	0	692,447.73	0	0.00	0.00	-692,447.73
5003 FRINGE BENEFITS	0.00	0.00	0	0.00	0	45,126.68	0	0.00	0.00	-45,126.68
5010 COMMODITIES	18,911.58	48,862.69	17	86,628.97	168	92,713.19	180	0.00	-5,145.00	-97,858.19
					4		2			
5020 SERVICES	135,723.03	333,955.79	30	26,296.77	511	336,404.97	653	0.00	5,145.00	-331,259.97
							8			
8000 CAPITAL OUTLAY	0.00	0.00	0	51,000.00	0	51,000.00	0	-51,000.00	0.00	0.00
TOTAL EXPENDITURES	514,064.99	1,037,366.65	16	570,004.99	0	1,261,503.94	0	-51,000.00	0.00	-1,210,503.94
OTHER FINANCING SOURCES (USES)										
TOTAL OTHER FINANCING SOURCES (USES)	0.00	0.00		0.00		0.00		0.00	0.00	0.00
NET CHANGE IN FUND BALANCE	-428,341.75	-934,481.79		-536,122.88		-1,212,628.83		51,000.00	0.00	1,161,628.83



FUND DEPT 1080-041 : GENERAL CORPORATE - STATES ATTORNEY

3/12/2024 9:56:42 AM

PERIOD ENDING 2/29/2024

	ACTUAL LAST YEAR			ACTUAL THIS YEAR				ENCUMBRANCE	BUDGET	UNENCUMBERED BALANCE
	CURRENT MONTH	YEAR TO DATE	%	CURRENT MONTH	%	YEAR TO DATE	%			
REVENUES										
4004 INTERGOVERNMENTAL REVENUE	0.00	16,500.00	8	46,093.30	0	46,093.30	0	0.00	0.00	-46,093.30
4005 FINES AND FORFEITURES	0.00	0.00	0	31,584.55	0	31,584.55	0	0.00	0.00	-31,584.55
4007 CHARGES FOR SERVICES	0.00	0.00	0	5,618.30	0	5,618.30	0	0.00	0.00	-5,618.30
4009 MISCELLANEOUS REVENUES	0.00	0.00	0	240.26	0	240.26	0	0.00	0.00	-240.26
TOTAL REVENUES	0.00	16,500.00	2	83,536.41	0	83,536.41	0	0.00	0.00	-83,536.41
EXPENDITURES										
5001 SALARIES AND WAGES	193,526.43	349,589.27	14	185,621.61	0	330,910.94	0	0.00	0.00	-330,910.94
5003 FRINGE BENEFITS	0.00	0.00	0	0.00	0	31,339.37	0	0.00	0.00	-31,339.37
5010 COMMODITIES	4,479.30	8,026.49	18	10,343.88	-368	10,343.88	-368	0.00	-2,814.41	-13,158.29
5020 SERVICES	12,940.45	58,672.56	40	11,407.27	493	11,497.27	497	0.00	2,314.41	-9,182.86
8000 CAPITAL OUTLAY	0.00	0.00	0	33,525.26	99	33,525.26	99	0.00	34,025.26	500.00
TOTAL EXPENDITURES	210,946.18	416,288.32	15	240,898.02	719	417,616.72	1246	0.00	33,525.26	-384,091.46
OTHER FINANCING SOURCES (USES)										
TOTAL OTHER FINANCING SOURCES (USES)	0.00	0.00		0.00		0.00		0.00	0.00	0.00
NET CHANGE IN FUND BALANCE	-210,946.18	-399,788.32		-157,361.61		-334,080.31		0.00	-33,525.26	300,555.05



FUND DEPT 1080-042 : GENERAL CORPORATE - CORONER

3/12/2024 9:56:42 AM

PERIOD ENDING 2/29/2024

	ACTUAL LAST YEAR			ACTUAL THIS YEAR				ENCUMBRANCE	BUDGET	UNENCUMBERED BALANCE
	CURRENT MONTH	YEAR TO DATE	%	CURRENT MONTH	%	YEAR TO DATE	%			
REVENUES										
4004 INTERGOVERNMENTAL REVENUE	0.00	5,130.00	30	0.00	0	0.00	0	0.00	0.00	0.00
4007 CHARGES FOR SERVICES	7,480.00	13,130.00	20	3,735.00	0	3,735.00	0	0.00	0.00	-3,735.00
4009 MISCELLANEOUS REVENUES	1,775.00	1,775.00	39	0.00	0	0.00	0	0.00	0.00	0.00
TOTAL REVENUES	9,255.00	20,035.00	23	3,735.00	0	3,735.00	0	0.00	0.00	-3,735.00
EXPENDITURES										
5001 SALARIES AND WAGES	31,263.66	63,174.78	12	47,679.71	0	76,053.44	0	0.00	0.00	-76,053.44
5003 FRINGE BENEFITS	0.00	0.00	0	0.00	0	4,309.30	0	0.00	0.00	-4,309.30
5010 COMMODITIES	1,184.97	2,454.81	7	1,546.56	0	1,971.07	0	0.00	0.00	-1,971.07
5020 SERVICES	11,093.39	15,452.77	7	3,392.91	0	3,837.51	0	0.00	0.00	-3,837.51
TOTAL EXPENDITURES	43,542.02	81,082.36	10	52,619.18	0	86,171.32	0	0.00	0.00	-86,171.32
NET CHANGE IN FUND BALANCE	-34,287.02	-61,047.36		-48,884.18		-82,436.32		0.00	0.00	82,436.32



PERIOD ENDING 2/29/2024

	ACTUAL LAST YEAR			ACTUAL THIS YEAR				ENCUMBRANCE	BUDGET	UNENCUMBERED BALANCE
	CURRENT MONTH	YEAR TO DATE	%	CURRENT MONTH	%	YEAR TO DATE	%			
REVENUES										
TOTAL REVENUES	0.00	0.00	0	0.00	0	0.00	0	0.00	0.00	0.00
EXPENDITURES										
5001 SALARIES AND WAGES	6,069.00	14,901.74	10	11,427.00	0	19,997.25	0	0.00	0.00	-19,997.25
5003 FRINGE BENEFITS	0.00	0.00	0	0.00	0	5.20	0	0.00	0.00	-5.20
5010 COMMODITIES	168.53	370.45	7	326.82	0	326.82	0	0.00	0.00	-326.82
5020 SERVICES	1,397.81	1,511.77	5	2,052.31	0	2,082.26	0	0.00	0.00	-2,082.26
TOTAL EXPENDITURES	7,635.34	16,783.96	10	13,806.13	0	22,411.53	0	0.00	0.00	-22,411.53
NET CHANGE IN FUND BALANCE	-7,635.34	-16,783.96		-13,806.13		-22,411.53		0.00	0.00	22,411.53



FUND DEPT 1080-051 : GENERAL CORPORATE - JUVENILE DETENTION CENTER

3/12/2024 9:56:42 AM

PERIOD ENDING 2/29/2024

	ACTUAL LAST YEAR			ACTUAL THIS YEAR				ENCUMBRANCE	BUDGET	UNENCUMBERED BALANCE
	CURRENT MONTH	YEAR TO DATE	%	CURRENT MONTH	%	YEAR TO DATE	%			
REVENUES										
4004 INTERGOVERNMENTAL REVENUE	0.00	0.00	0	114,491.50	0	114,491.50	0	0.00	0.00	-114,491.50
TOTAL REVENUES	0.00	0.00	0	114,491.50	0	114,491.50	0	0.00	0.00	-114,491.50
EXPENDITURES										
5001 SALARIES AND WAGES	104,958.00	179,532.60	11	119,211.82	0	205,021.14	0	0.00	0.00	-205,021.14
5003 FRINGE BENEFITS	0.00	0.00	0	0.00	0	17,340.36	0	0.00	0.00	-17,340.36
5010 COMMODITIES	6,283.90	9,531.98	12	5,537.95	0	10,166.86	0	0.00	0.00	-10,166.86
5020 SERVICES	15,753.07	46,643.47	22	16,305.16	0	48,131.42	0	0.00	0.00	-48,131.42
TOTAL EXPENDITURES	126,994.97	235,708.05	12	141,054.93	0	280,659.78	0	0.00	0.00	-280,659.78
OTHER FINANCING SOURCES (USES)										
TOTAL OTHER FINANCING SOURCES (USES)	0.00	0.00		0.00		0.00		0.00	0.00	0.00
NET CHANGE IN FUND BALANCE	-126,994.97	-235,708.05		-26,563.43		-166,168.28		0.00	0.00	166,168.28



FUND DEPT 1080-052 : GENERAL CORPORATE - COURT SERVICES -PROBATION

3/12/2024 9:56:42 AM

PERIOD ENDING 2/29/2024

	ACTUAL LAST YEAR			ACTUAL THIS YEAR				ENCUMBRANCE	BUDGET	UNENCUMBERED BALANCE
	CURRENT MONTH	YEAR TO DATE	%	CURRENT MONTH	%	YEAR TO DATE	%			
REVENUES										
4004 INTERGOVERNMENTAL REVENUE	0.00	0.00	0	85,820.26	0	85,820.26	0	0.00	0.00	-85,820.26
TOTAL REVENUES	0.00	0.00	0	85,820.26	0	85,820.26	0	0.00	0.00	-85,820.26
EXPENDITURES										
5001 SALARIES AND WAGES	147,742.82	283,275.98	16	149,175.19	0	259,154.02	0	0.00	0.00	-259,154.02
5003 FRINGE BENEFITS	0.00	0.00	0	0.00	0	25,329.97	0	0.00	0.00	-25,329.97
5010 COMMODITIES	364.32	549.31	3	734.41	0	1,537.25	0	0.00	0.00	-1,537.25
5020 SERVICES	182.31	565.65	6	301.47	0	560.41	0	0.00	0.00	-560.41
TOTAL EXPENDITURES	148,289.45	284,390.94	15	150,211.07	0	286,581.65	0	0.00	0.00	-286,581.65
OTHER FINANCING SOURCES (USES)										
TOTAL OTHER FINANCING SOURCES (USES)	0.00	0.00		0.00		0.00		0.00	0.00	0.00
NET CHANGE IN FUND BALANCE	-148,289.45	-284,390.94		-64,390.81		-200,761.39		0.00	0.00	200,761.39



FUND DEPT 1080-057 : GENERAL CORPORATE - DEPUTY SHERIFF MERIT COMM

3/12/2024 9:56:42 AM

PERIOD ENDING 2/29/2024

	ACTUAL LAST YEAR			ACTUAL THIS YEAR				ENCUMBRANCE	BUDGET	UNENCUMBERED BALANCE
	CURRENT MONTH	YEAR TO DATE	%	CURRENT MONTH	%	YEAR TO DATE	%			
REVENUES										
TOTAL REVENUES	0.00	0.00	0	0.00	0	0.00	0	0.00	0.00	0.00
EXPENDITURES										
5001 SALARIES AND WAGES	0.00	0.00	0	0.00	0	135.00	0	0.00	0.00	-135.00
5020 SERVICES	3,843.00	5,175.00	20	3,644.50	0	3,683.70	0	0.00	0.00	-3,683.70
TOTAL EXPENDITURES	3,843.00	5,175.00	19	3,644.50	0	3,818.70	0	0.00	0.00	-3,818.70
NET CHANGE IN FUND BALANCE	-3,843.00	-5,175.00		-3,644.50		-3,818.70		0.00	0.00	3,818.70



FUND DEPT 1080-059 : GENERAL CORPORATE - FACILITIES PLANNING

3/12/2024 9:56:42 AM

PERIOD ENDING 2/29/2024

	ACTUAL LAST YEAR			ACTUAL THIS YEAR				ENCUMBRANCE	BUDGET	UNENCUMBERED BALANCE
	CURRENT MONTH	YEAR TO DATE	%	CURRENT MONTH	%	YEAR TO DATE	%			
EXPENDITURES										
TOTAL EXPENDITURES	0.00	0.00	0	0.00	0	0.00	0	0.00	0.00	0.00
NET CHANGE IN FUND BALANCE	0.00	0.00		0.00		0.00		0.00	0.00	0.00



FUND DEPT 1080-060 : GENERAL CORPORATE - HIGHWAY

3/12/2024 9:56:42 AM

PERIOD ENDING 2/29/2024

	ACTUAL LAST YEAR			ACTUAL THIS YEAR				ENCUMBRANCE	BUDGET	UNENCUMBERED BALANCE
	CURRENT MONTH	YEAR TO DATE	%	CURRENT MONTH	%	YEAR TO DATE	%			
EXPENDITURES										
TOTAL EXPENDITURES	0.00	0.00	0	0.00	0	0.00	0	0.00	0.00	0.00
NET CHANGE IN FUND BALANCE	0.00	0.00		0.00		0.00		0.00	0.00	0.00



PERIOD ENDING 2/29/2024

	ACTUAL LAST YEAR			ACTUAL THIS YEAR				ENCUMBRANCE	BUDGET	UNENCUMBERED BALANCE
	CURRENT MONTH	YEAR TO DATE	%	CURRENT MONTH	%	YEAR TO DATE	%			
REVENUES										
4007 CHARGES FOR SERVICES	0.00	0.00	0	266.16	0	13,609.36	0	0.00	0.00	-13,609.36
4009 MISCELLANEOUS REVENUES	0.00	26.50	0	0.00	0	0.00	0	0.00	0.00	0.00
4010 RENTS AND ROYALTIES	42,997.63	276,119.92	34	22,580.68	0	64,996.32	0	0.00	0.00	-64,996.32
TOTAL REVENUES	42,997.63	276,146.42	31	22,846.84	0	78,605.68	0	0.00	0.00	-78,605.68
EXPENDITURES										
5001 SALARIES AND WAGES	81,945.22	144,332.87	13	91,549.59	0	158,242.96	0	0.00	0.00	-158,242.96
5003 FRINGE BENEFITS	0.00	0.00	0	0.00	0	19,409.61	0	0.00	0.00	-19,409.61
5010 COMMODITIES	9,477.58	23,376.64	18	14,273.82	256 9	23,159.14	416 8	0.00	555.65	-22,603.49
5020 SERVICES	53,205.74	127,559.50	12	67,364.75	121 24	105,660.80	190 16	0.00	-555.65	-106,216.45
TOTAL EXPENDITURES	144,628.54	295,269.01	12	173,188.16	0	306,472.51	0	0.00	0.00	-306,472.51
OTHER FINANCING SOURCES (USES)										
TOTAL OTHER FINANCING SOURCES (USES)	0.00	0.00		0.00		0.00		0.00	0.00	0.00
NET CHANGE IN FUND BALANCE	-101,630.91	-19,122.59		-150,341.32		-227,866.83		0.00	0.00	227,866.83



FUND DEPT 1080-072 : GENERAL CORPORATE - ADA COMPLIANCE

3/12/2024 9:56:42 AM

PERIOD ENDING 2/29/2024

	ACTUAL LAST YEAR			ACTUAL THIS YEAR				ENCUMBRANCE	BUDGET	UNENCUMBERED BALANCE
	CURRENT MONTH	YEAR TO DATE	%	CURRENT MONTH	%	YEAR TO DATE	%			
EXPENDITURES										
TOTAL EXPENDITURES	0.00	0.00	0	0.00	0	0.00	0	0.00	0.00	0.00
NET CHANGE IN FUND BALANCE	0.00	0.00		0.00		0.00		0.00	0.00	0.00



FUND DEPT 1080-075 : GENERAL CORPORATE - GENERAL COUNTY

3/12/2024 9:56:42 AM

PERIOD ENDING 2/29/2024

	ACTUAL LAST YEAR			ACTUAL THIS YEAR				ENCUMBRANCE	BUDGET	UNENCUMBERED BALANCE
	CURRENT MONTH	YEAR TO DATE	%	CURRENT MONTH	%	YEAR TO DATE	%			
REVENUES										
4003 OTHER TAXES	2,324.63	2,324.63	7	2,379.09	0	2,379.09	0	0.00	0.00	-2,379.09
4004 INTERGOVERNMENTAL REVENUE	287,813.04	786,496.50	5	12,936.85	0	305,772.80	0	0.00	0.00	-305,772.80
4008 INVESTMENT EARNINGS	14,030.19	22,482.82	56	452,690.09	0	119,932.87	0	0.00	0.00	-119,932.87
TOTAL REVENUES	304,167.86	811,303.95	2	468,006.03	0	428,084.76	0	0.00	0.00	-428,084.76
EXPENDITURES										
5001 SALARIES AND WAGES	0.00	0.00	0	1,159.95	0	1,159.95	0	0.00	0.00	-1,159.95
5003 FRINGE BENEFITS	486,911.43	486,911.43	13	196.00	0	392.00	0	0.00	0.00	-392.00
5010 COMMODITIES	0.00	0.00	0	0.00	0	0.00	0	0.00	716.05	716.05
5020 SERVICES	1,001.00	86,475.69	10	36,135.00	504	56,766.70	792	0.00	-716.05	-57,482.75
				6		8				
TOTAL EXPENDITURES	487,912.43	573,387.12	14	37,490.95	0	58,318.65	0	0.00	0.00	-58,318.65
OTHER FINANCING SOURCES (USES)										
TOTAL OTHER FINANCING SOURCES (USES)	0.00	0.00		0.00		0.00		0.00	0.00	0.00
NET CHANGE IN FUND BALANCE	-183,744.57	237,916.83		430,515.08		369,766.11		0.00	0.00	-369,766.11



FUND DEPT 1080-077 : GENERAL CORPORATE - ZONING AND ENFORCE (P&Z)

3/12/2024 9:56:42 AM

PERIOD ENDING 2/29/2024

	ACTUAL LAST YEAR			ACTUAL THIS YEAR				ENCUMBRANCE	BUDGET	UNENCUMBERED BALANCE
	CURRENT MONTH	YEAR TO DATE	%	CURRENT MONTH	%	YEAR TO DATE	%			
REVENUES										
4006 LICENSES AND PERMITS	0.00	1,540.00	1	1,065.00	0	1,065.00	0	0.00	0.00	-1,065.00
4007 CHARGES FOR SERVICES	0.00	4,690.00	55	800.00	0	800.00	0	0.00	0.00	-800.00
TOTAL REVENUES	0.00	6,230.00	3	1,865.00	0	1,865.00	0	0.00	0.00	-1,865.00
EXPENDITURES										
5001 SALARIES AND WAGES	29,372.28	50,219.73	10	26,002.38	0	45,618.16	0	0.00	0.00	-45,618.16
5003 FRINGE BENEFITS	0.00	0.00	0	0.00	0	4,336.13	0	0.00	0.00	-4,336.13
5010 COMMODITIES	1,735.62	1,735.62	34	1,040.70	0	1,040.70	0	0.00	0.00	-1,040.70
5020 SERVICES	748.80	998.80	5	2,393.76	0	2,393.76	0	0.00	0.00	-2,393.76
TOTAL EXPENDITURES	31,856.70	52,954.15	10	29,436.84	0	53,388.75	0	0.00	0.00	-53,388.75
NET CHANGE IN FUND BALANCE	-31,856.70	-46,724.15		-27,571.84		-51,523.75		0.00	0.00	51,523.75




FUND DEPT 1080-124 : GENERAL CORPORATE - REGIONAL OFFICE EDUCATION

3/12/2024 9:56:42 AM

PERIOD ENDING 2/29/2024

	ACTUAL LAST YEAR			ACTUAL THIS YEAR				ENCUMBRANCE	BUDGET	UNENCUMBERED BALANCE
	CURRENT MONTH	YEAR TO DATE	%	CURRENT MONTH	%	YEAR TO DATE	%			
EXPENDITURES										
5020 SERVICES	0.00	40,136.72	17	0.00	0	41,244.36	0	0.00	0.00	-41,244.36
TOTAL EXPENDITURES	0.00	40,136.72	17	0.00	0	41,244.36	0	0.00	0.00	-41,244.36
NET CHANGE IN FUND BALANCE	0.00	-40,136.72		0.00		-41,244.36		0.00	0.00	41,244.36



PERIOD ENDING 2/29/2024

	ACTUAL LAST YEAR			ACTUAL THIS YEAR				ENCUMBRANCE	BUDGET	UNENCUMBERED BALANCE
	CURRENT MONTH	YEAR TO DATE	%	CURRENT MONTH	%	YEAR TO DATE	%			
REVENUES										
4009 MISCELLANEOUS REVENUES	0.00	0.00	0	200.00	0	200.00	0	0.00	0.00	-200.00
TOTAL REVENUES	0.00	0.00	0	200.00	0	200.00	0	0.00	0.00	-200.00
EXPENDITURES										
5001 SALARIES AND WAGES	3,864.96	6,763.68	18	4,844.61	0	10,327.65	0	0.00	0.00	-10,327.65
5003 FRINGE BENEFITS	0.00	0.00	0	1,020.45	0	1,487.78	0	0.00	0.00	-1,487.78
5020 SERVICES	7,649.00	14,249.00	17	1,950.00	0	13,241.78	0	0.00	0.00	-13,241.78
TOTAL EXPENDITURES	11,513.96	21,012.68	18	7,815.06	0	25,057.21	0	0.00	0.00	-25,057.21
NET CHANGE IN FUND BALANCE	-11,513.96	-21,012.68		-7,615.06		-24,857.21		0.00	0.00	24,857.21



PERIOD ENDING 2/29/2024

	ACTUAL LAST YEAR			ACTUAL THIS YEAR				ENCUMBRANCE	BUDGET	UNENCUMBERED BALANCE
	CURRENT MONTH	YEAR TO DATE	%	CURRENT MONTH	%	YEAR TO DATE	%			
REVENUES										
<i>TOTAL REVENUES</i>	0.00	0.00	0	0.00	0	0.00	0	0.00	0.00	0.00
EXPENDITURES										
<i>TOTAL EXPENDITURES</i>	0.00	0.00	0	0.00	0	0.00	0	0.00	0.00	0.00
OTHER FINANCING SOURCES (USES)										
<i>TOTAL OTHER FINANCING SOURCES (USES)</i>	0.00	0.00		0.00		0.00		0.00	0.00	0.00
NET CHANGE IN FUND BALANCE	0.00	0.00		0.00		0.00		0.00	0.00	0.00



FUND DEPT 1080-140 : GENERAL CORPORATE - CORRECTIONAL CENTER

3/12/2024 9:56:42 AM

PERIOD ENDING 2/29/2024

	ACTUAL LAST YEAR			ACTUAL THIS YEAR				ENCUMBRANCE	BUDGET	UNENCUMBERED BALANCE
	CURRENT MONTH	YEAR TO DATE	%	CURRENT MONTH	%	YEAR TO DATE	%			
REVENUES										
4007 CHARGES FOR SERVICES	10,806.00	10,806.00	3	22,221.32	0	22,221.32	0	0.00	0.00	-22,221.32
4009 MISCELLANEOUS REVENUES	20.00	1,230.00	2	0.00	0	16,530.00	0	0.00	0.00	-16,530.00
TOTAL REVENUES	10,826.00	12,036.00	2	22,221.32	0	38,751.32	0	0.00	0.00	-38,751.32
EXPENDITURES										
5001 SALARIES AND WAGES	264,585.12	454,276.74	12	436,353.34	0	658,993.86	0	0.00	0.00	-658,993.86
5002 LAW ENFORCEMENT SALARIES	101,707.38	178,825.63	11	124,231.23	0	190,087.84	0	0.00	0.00	-190,087.84
5003 FRINGE BENEFITS	0.00	0.00	0	0.00	0	56,672.34	0	0.00	0.00	-56,672.34
5010 COMMODITIES	45,885.71	97,741.43	29	75,621.30	521	92,428.49	637	0.00	-145.00	-92,573.49
					53		44			
5020 SERVICES	173,469.64	633,462.74	14	616,326.62	425	801,693.24	552	0.00	145.00	-801,548.24
					053		892			
TOTAL EXPENDITURES	585,647.85	1,364,306.54	13	1,252,532.49	0	1,799,875.77	0	0.00	0.00	-1,799,875.77
OTHER FINANCING SOURCES (USES)										
TOTAL OTHER FINANCING SOURCES (USES)	0.00	0.00		0.00		0.00		0.00	0.00	0.00
NET CHANGE IN FUND BALANCE	-574,821.85	-1,352,270.54		-1,230,311.17		-1,761,124.45		0.00	0.00	1,761,124.45



FUND DEPT 1080-141 : GENERAL CORPORATE - STS ATTY SUPPORT ENFORCE

3/12/2024 9:56:42 AM

PERIOD ENDING 2/29/2024

	ACTUAL LAST YEAR			ACTUAL THIS YEAR				ENCUMBRANCE	BUDGET	UNENCUMBERED BALANCE
	CURRENT MONTH	YEAR TO DATE	%	CURRENT MONTH	%	YEAR TO DATE	%			
REVENUES										
TOTAL REVENUES	0.00	0.00	0	0.00	0	0.00	0	0.00	0.00	0.00
EXPENDITURES										
5001 SALARIES AND WAGES	18,107.64	33,566.66	13	20,700.22	0	36,225.48	0	0.00	0.00	-36,225.48
5003 FRINGE BENEFITS	10,589.18	12,070.94	13	3,548.86	0	8,797.79	0	0.00	0.00	-8,797.79
5010 COMMODITIES	43.56	163.37	2	0.00	0	0.00	0	0.00	-250.44	-250.44
5020 SERVICES	41.48	82.96	0	41.74	17	83.48	33	0.00	250.44	166.96
TOTAL EXPENDITURES	28,781.86	45,883.93	12	24,290.82	0	45,106.75	0	0.00	0.00	-45,106.75
NET CHANGE IN FUND BALANCE	-28,781.86	-45,883.93		-24,290.82		-45,106.75		0.00	0.00	45,106.75




FUND DEPT 2060-100 : RPC - POLICE TRAINING - REGIONAL PLANNING COMMISSION

3/12/2024 9:56:42 AM

PERIOD ENDING 2/29/2024

	ACTUAL LAST YEAR			ACTUAL THIS YEAR				ENCUMBRANCE	BUDGET	UNENCUMBERED BALANCE
	CURRENT MONTH	YEAR TO DATE	%	CURRENT MONTH	%	YEAR TO DATE	%			
REVENUES										
4004 INTERGOVERNMENTAL REVENUE	0.00	0.00	0	69,687.83	0	119,547.83	0	0.00	0.00	-119,547.83
TOTAL REVENUES	0.00	0.00	0	69,687.83	0	119,547.83	0	0.00	0.00	-119,547.83
EXPENDITURES										
5001 SALARIES AND WAGES	0.00	0.00	0	10,676.60	-12	18,771.57	-21	0.00	-87,638.66	-106,410.23
5003 FRINGE BENEFITS	0.00	0.00	0	2,324.87	44	3,464.80	65	0.00	5,294.95	1,830.15
5010 COMMODITIES	0.00	0.00	0	386.70	1	386.70	1	0.00	56,500.78	56,114.08
5020 SERVICES	0.00	0.00	0	26,202.97	-18	35,709.23	-25	13,500.00	-141,891.40	-191,100.63
TOTAL EXPENDITURES	0.00	0.00	0	39,591.14	-24	58,332.30	-35	13,500.00	-167,734.33	-239,566.63
OTHER FINANCING SOURCES (USES)										
6001 OTHER FINANCING SOURCES	0.00	0.00	0	63,929.34	0	63,929.34	0	0.00	0.00	-63,929.34
7001 OTHER FINANCING USES	0.00	0.00	0	-63,929.34	38	-63,929.34	38	0.00	-167,734.33	-103,804.99
TOTAL OTHER FINANCING SOURCES (USES)	0.00	0.00		0.00		0.00		0.00	-167,734.33	-167,734.33
NET CHANGE IN FUND BALANCE	0.00	0.00		30,096.69		61,215.53		-13,500.00	0.00	-47,715.53



PERIOD ENDING 2/29/2024

	ACTUAL LAST YEAR			ACTUAL THIS YEAR				ENCUMBRANCE	BUDGET	UNENCUMBERED BALANCE
	CURRENT MONTH	YEAR TO DATE	%	CURRENT MONTH	%	YEAR TO DATE	%			
REVENUES										
4004 INTERGOVERNMENTAL REVENUE	3,073,769.59	3,119,871.84	11	1,175,116.03	0	2,031,018.65	0	0.00	0.00	-2,031,018.65
4007 CHARGES FOR SERVICES	35,619.89	54,057.61	3	67,029.78	0	122,372.88	0	0.00	0.00	-122,372.88
4008 INVESTMENT EARNINGS	1,640.07	7,860.98	154	9,061.26	0	18,212.21	0	0.00	0.00	-18,212.21
4009 MISCELLANEOUS REVENUES	0.00	19,371.79	22	0.00	0	0.00	0	0.00	0.00	0.00
TOTAL REVENUES	3,111,029.55	3,201,162.22	10	1,251,207.07	0	2,171,603.74	0	0.00	0.00	-2,171,603.74
EXPENDITURES										
5001 SALARIES AND WAGES	446,291.73	794,459.85	10	365,803.49	116	644,065.12	204	0.00	316,160.00	-327,905.12
5003 FRINGE BENEFITS	190,814.77	225,910.15	12	66,324.45	0	136,101.69	0	0.00	0.00	-136,101.69
5010 COMMODITIES	29,457.76	37,616.03	10	16,636.31	26	20,404.59	32	0.00	64,478.00	44,073.41
5020 SERVICES	3,123,400.39	3,534,493.23	17	912,307.15	-231	2,291,011.84	-581	0.00	-394,645.00	-2,685,656.84
8000 CAPITAL OUTLAY	0.00	0.00	0	0.00	0	0.00	0	0.00	-10,200.00	-10,200.00
TOTAL EXPENDITURES	3,789,964.65	4,592,479.26	15	1,361,071.40	562	3,091,583.24	127	0.00	-24,207.00	-3,115,790.24
					3		71			
OTHER FINANCING SOURCES (USES)										
6001 OTHER FINANCING SOURCES	7,034.57	7,034.57	2	9,430.19	0	9,430.19	0	0.00	0.00	-9,430.19
7001 OTHER FINANCING USES	-7,034.57	-7,034.57	2	-9,430.19	39	-9,430.19	39	0.00	-24,207.00	-14,776.81
TOTAL OTHER FINANCING SOURCES (USES)	0.00	0.00		0.00		0.00		0.00	-24,207.00	-24,207.00
NET CHANGE IN FUND BALANCE	-678,935.10	-1,391,317.04		-109,864.33		-919,979.50		0.00	0.00	919,979.50



FUND DEPT 2076-010 : TORT IMMUNITY TAX FUND - COUNTY BOARD

3/12/2024 9:56:42 AM

PERIOD ENDING 2/29/2024

	ACTUAL LAST YEAR			ACTUAL THIS YEAR				ENCUMBRANCE	BUDGET	UNENCUMBERED BALANCE
	CURRENT MONTH	YEAR TO DATE	%	CURRENT MONTH	%	YEAR TO DATE	%			
EXPENDITURES										
5003 FRINGE BENEFITS	0.00	0.00	0	27.24	0	17.36	0	0.00	0.00	-17.36
TOTAL EXPENDITURES	0.00	0.00	0	27.24	0	17.36	0	0.00	0.00	-17.36
NET CHANGE IN FUND BALANCE	0.00	0.00		-27.24		-17.36		0.00	0.00	17.36




FUND DEPT 2076-011 : TORT IMMUNITY TAX FUND - SOLID WASTE MGMT

3/12/2024 9:56:42 AM

PERIOD ENDING 2/29/2024

	ACTUAL LAST YEAR			ACTUAL THIS YEAR				ENCUMBRANCE	BUDGET	UNENCUMBERED BALANCE
	CURRENT MONTH	YEAR TO DATE	%	CURRENT MONTH	%	YEAR TO DATE	%			
EXPENDITURES										
TOTAL EXPENDITURES	0.00	0.00	0	0.00	0	0.00	0	0.00	0.00	0.00
NET CHANGE IN FUND BALANCE	0.00	0.00		0.00		0.00		0.00	0.00	0.00



PERIOD ENDING 2/29/2024

	ACTUAL LAST YEAR			ACTUAL THIS YEAR				ENCUMBRANCE	BUDGET	UNENCUMBERED BALANCE
	CURRENT MONTH	YEAR TO DATE	%	CURRENT MONTH	%	YEAR TO DATE	%			
EXPENDITURES										
5003 FRINGE BENEFITS	0.00	0.00	0	705.96	0	220.47	0	0.00	0.00	-220.47
TOTAL EXPENDITURES	0.00	0.00	0	705.96	0	220.47	0	0.00	0.00	-220.47
NET CHANGE IN FUND BALANCE	0.00	0.00		-705.96		-220.47		0.00	0.00	220.47



FUND DEPT 2076-020 : TORT IMMUNITY TAX FUND - AUDITOR

3/12/2024 9:56:42 AM

PERIOD ENDING 2/29/2024

	ACTUAL LAST YEAR			ACTUAL THIS YEAR				ENCUMBRANCE	BUDGET	UNENCUMBERED BALANCE
	CURRENT MONTH	YEAR TO DATE	%	CURRENT MONTH	%	YEAR TO DATE	%			
EXPENDITURES										
5003 FRINGE BENEFITS	0.00	0.00	0	319.68	0	134.12	0	0.00	0.00	-134.12
TOTAL EXPENDITURES	0.00	0.00	0	319.68	0	134.12	0	0.00	0.00	-134.12
NET CHANGE IN FUND BALANCE	0.00	0.00		-319.68		-134.12		0.00	0.00	134.12



FUND DEPT 2076-021 : TORT IMMUNITY TAX FUND - BOARD OF REVIEW

3/12/2024 9:56:42 AM

PERIOD ENDING 2/29/2024

	ACTUAL LAST YEAR			ACTUAL THIS YEAR				ENCUMBRANCE	BUDGET	UNENCUMBERED BALANCE
	CURRENT MONTH	YEAR TO DATE	%	CURRENT MONTH	%	YEAR TO DATE	%			
EXPENDITURES										
5003 FRINGE BENEFITS	0.00	0.00	0	47.86	0	47.86	0	0.00	0.00	-47.86
TOTAL EXPENDITURES	0.00	0.00	0	47.86	0	47.86	0	0.00	0.00	-47.86
NET CHANGE IN FUND BALANCE	0.00	0.00		-47.86		-47.86		0.00	0.00	47.86



FUND DEPT 2076-022 : TORT IMMUNITY TAX FUND - COUNTY CLERK

3/12/2024 9:56:42 AM

PERIOD ENDING 2/29/2024

	ACTUAL LAST YEAR			ACTUAL THIS YEAR				ENCUMBRANCE	BUDGET	UNENCUMBERED BALANCE
	CURRENT MONTH	YEAR TO DATE	%	CURRENT MONTH	%	YEAR TO DATE	%			
EXPENDITURES										
5003 FRINGE BENEFITS	0.00	0.00	0	651.02	0	251.36	0	0.00	0.00	-251.36
TOTAL EXPENDITURES	0.00	0.00	0	651.02	0	251.36	0	0.00	0.00	-251.36
NET CHANGE IN FUND BALANCE	0.00	0.00		-651.02		-251.36		0.00	0.00	251.36



FUND DEPT 2076-023 : TORT IMMUNITY TAX FUND - RECORDER

3/12/2024 9:56:42 AM

PERIOD ENDING 2/29/2024

	ACTUAL LAST YEAR			ACTUAL THIS YEAR				ENCUMBRANCE	BUDGET	UNENCUMBERED BALANCE
	CURRENT MONTH	YEAR TO DATE	%	CURRENT MONTH	%	YEAR TO DATE	%			
EXPENDITURES										
5003 FRINGE BENEFITS	0.00	0.00	0	71.60	0	48.98	0	0.00	0.00	-48.98
TOTAL EXPENDITURES	0.00	0.00	0	71.60	0	48.98	0	0.00	0.00	-48.98
NET CHANGE IN FUND BALANCE	0.00	0.00		-71.60		-48.98		0.00	0.00	48.98



FUND DEPT 2076-025 : TORT IMMUNITY TAX FUND - SUPERVISOR OF ASSESSMENT

3/12/2024 9:56:42 AM

PERIOD ENDING 2/29/2024

	ACTUAL LAST YEAR			ACTUAL THIS YEAR				ENCUMBRANCE	BUDGET	UNENCUMBERED BALANCE
	CURRENT MONTH	YEAR TO DATE	%	CURRENT MONTH	%	YEAR TO DATE	%			
EXPENDITURES										
5003 FRINGE BENEFITS	0.00	0.00	0	118.94	0	118.94	0	0.00	0.00	-118.94
TOTAL EXPENDITURES	0.00	0.00	0	118.94	0	118.94	0	0.00	0.00	-118.94
NET CHANGE IN FUND BALANCE	0.00	0.00		-118.94		-118.94		0.00	0.00	118.94



FUND DEPT 2076-026 : TORT IMMUNITY TAX FUND - COUNTY TREASURER

3/12/2024 9:56:42 AM

PERIOD ENDING 2/29/2024

	ACTUAL LAST YEAR			ACTUAL THIS YEAR				ENCUMBRANCE	BUDGET	UNENCUMBERED BALANCE
	CURRENT MONTH	YEAR TO DATE	%	CURRENT MONTH	%	YEAR TO DATE	%			
EXPENDITURES										
5003 FRINGE BENEFITS	0.00	0.00	0	101.82	0	101.82	0	0.00	0.00	-101.82
TOTAL EXPENDITURES	0.00	0.00	0	101.82	0	101.82	0	0.00	0.00	-101.82
NET CHANGE IN FUND BALANCE	0.00	0.00		-101.82		-101.82		0.00	0.00	101.82



FUND DEPT 2076-028 : TORT IMMUNITY TAX FUND - INFORMATION TECHNOLOGY (IT)

3/12/2024 9:56:42 AM

PERIOD ENDING 2/29/2024

	ACTUAL LAST YEAR			ACTUAL THIS YEAR				ENCUMBRANCE	BUDGET	UNENCUMBERED BALANCE
	CURRENT MONTH	YEAR TO DATE	%	CURRENT MONTH	%	YEAR TO DATE	%			
EXPENDITURES										
5003 FRINGE BENEFITS	0.00	0.00	0	745.48	0	272.06	0	0.00	0.00	-272.06
TOTAL EXPENDITURES	0.00	0.00	0	745.48	0	272.06	0	0.00	0.00	-272.06
NET CHANGE IN FUND BALANCE	0.00	0.00		-745.48		-272.06		0.00	0.00	272.06



FUND DEPT 2076-030 : TORT IMMUNITY TAX FUND - CIRCUIT CLERK

3/12/2024 9:56:42 AM

PERIOD ENDING 2/29/2024

	ACTUAL LAST YEAR			ACTUAL THIS YEAR				ENCUMBRANCE	BUDGET	UNENCUMBERED BALANCE
	CURRENT MONTH	YEAR TO DATE	%	CURRENT MONTH	%	YEAR TO DATE	%			
EXPENDITURES										
5003 FRINGE BENEFITS	0.00	0.00	0	1,653.05	0	452.31	0	0.00	0.00	-452.31
TOTAL EXPENDITURES	0.00	0.00	0	1,653.05	0	452.31	0	0.00	0.00	-452.31
NET CHANGE IN FUND BALANCE	0.00	0.00		-1,653.05		-452.31		0.00	0.00	452.31



FUND DEPT 2076-031 : TORT IMMUNITY TAX FUND - CIRCUIT COURT

3/12/2024 9:56:42 AM

PERIOD ENDING 2/29/2024

	ACTUAL LAST YEAR			ACTUAL THIS YEAR				ENCUMBRANCE	BUDGET	UNENCUMBERED BALANCE
	CURRENT MONTH	YEAR TO DATE	%	CURRENT MONTH	%	YEAR TO DATE	%			
EXPENDITURES										
5003 FRINGE BENEFITS	0.00	0.00	0	228.03	0	228.03	0	0.00	0.00	-228.03
TOTAL EXPENDITURES	0.00	0.00	0	228.03	0	228.03	0	0.00	0.00	-228.03
NET CHANGE IN FUND BALANCE	0.00	0.00		-228.03		-228.03		0.00	0.00	228.03



FUND DEPT 2076-032 : TORT IMMUNITY TAX FUND - JURY COMMISSION

3/12/2024 9:56:42 AM

PERIOD ENDING 2/29/2024

	ACTUAL LAST YEAR			ACTUAL THIS YEAR				ENCUMBRANCE	BUDGET	UNENCUMBERED BALANCE
	CURRENT MONTH	YEAR TO DATE	%	CURRENT MONTH	%	YEAR TO DATE	%			
EXPENDITURES										
5003 FRINGE BENEFITS	0.00	0.00	0	41.15	0	16.85	0	0.00	0.00	-16.85
TOTAL EXPENDITURES	0.00	0.00	0	41.15	0	16.85	0	0.00	0.00	-16.85
NET CHANGE IN FUND BALANCE	0.00	0.00		-41.15		-16.85		0.00	0.00	16.85



FUND DEPT 2076-036 : TORT IMMUNITY TAX FUND - PUBLIC DEFENDER

3/12/2024 9:56:42 AM

PERIOD ENDING 2/29/2024

	ACTUAL LAST YEAR			ACTUAL THIS YEAR				ENCUMBRANCE	BUDGET	UNENCUMBERED BALANCE
	CURRENT MONTH	YEAR TO DATE	%	CURRENT MONTH	%	YEAR TO DATE	%			
EXPENDITURES										
5003 FRINGE BENEFITS	0.00	0.00	0	151.80	0	151.80	0	0.00	0.00	-151.80
TOTAL EXPENDITURES	0.00	0.00	0	151.80	0	151.80	0	0.00	0.00	-151.80
NET CHANGE IN FUND BALANCE	0.00	0.00		-151.80		-151.80		0.00	0.00	151.80



FUND DEPT 2076-040 : TORT IMMUNITY TAX FUND - SHERIFF

3/12/2024 9:56:42 AM

PERIOD ENDING 2/29/2024

	ACTUAL LAST YEAR			ACTUAL THIS YEAR				ENCUMBRANCE	BUDGET	UNENCUMBERED BALANCE
	CURRENT MONTH	YEAR TO DATE	%	CURRENT MONTH	%	YEAR TO DATE	%			
EXPENDITURES										
5003 FRINGE BENEFITS	0.00	0.00	0	28,097.08	0	27,900.03	0	0.00	0.00	-27,900.03
TOTAL EXPENDITURES	0.00	0.00	0	28,097.08	0	27,900.03	0	0.00	0.00	-27,900.03
NET CHANGE IN FUND BALANCE	0.00	0.00		-28,097.08		-27,900.03		0.00	0.00	27,900.03



FUND DEPT 2076-041 : TORT IMMUNITY TAX FUND - STATES ATTORNEY

3/12/2024 9:56:42 AM

PERIOD ENDING 2/29/2024

	ACTUAL LAST YEAR			ACTUAL THIS YEAR				ENCUMBRANCE	BUDGET	UNENCUMBERED BALANCE
	CURRENT MONTH	YEAR TO DATE	%	CURRENT MONTH	%	YEAR TO DATE	%			
EXPENDITURES										
5003 FRINGE BENEFITS	0.00	0.00	0	1,101.73	0	202.28	0	0.00	0.00	-202.28
TOTAL EXPENDITURES	0.00	0.00	0	1,101.73	0	202.28	0	0.00	0.00	-202.28
NET CHANGE IN FUND BALANCE	0.00	0.00		-1,101.73		-202.28		0.00	0.00	202.28



FUND DEPT 2076-042 : TORT IMMUNITY TAX FUND - CORONER

3/12/2024 9:56:42 AM

PERIOD ENDING 2/29/2024

	ACTUAL LAST YEAR			ACTUAL THIS YEAR				ENCUMBRANCE	BUDGET	UNENCUMBERED BALANCE
	CURRENT MONTH	YEAR TO DATE	%	CURRENT MONTH	%	YEAR TO DATE	%			
EXPENDITURES										
5003 FRINGE BENEFITS	0.00	0.00	0	229.80	0	160.93	0	0.00	0.00	-160.93
TOTAL EXPENDITURES	0.00	0.00	0	229.80	0	160.93	0	0.00	0.00	-160.93
NET CHANGE IN FUND BALANCE	0.00	0.00		-229.80		-160.93		0.00	0.00	160.93



PERIOD ENDING 2/29/2024

	ACTUAL LAST YEAR			ACTUAL THIS YEAR				ENCUMBRANCE	BUDGET	UNENCUMBERED BALANCE
	CURRENT MONTH	YEAR TO DATE	%	CURRENT MONTH	%	YEAR TO DATE	%			
EXPENDITURES										
5003 FRINGE BENEFITS	0.00	0.00	0	758.77	0	758.77	0	0.00	0.00	-758.77
TOTAL EXPENDITURES	0.00	0.00	0	758.77	0	758.77	0	0.00	0.00	-758.77
NET CHANGE IN FUND BALANCE	0.00	0.00		-758.77		-758.77		0.00	0.00	758.77



FUND DEPT 2076-051 : TORT IMMUNITY TAX FUND - JUVENILE DETENTION CENTER

3/12/2024 9:56:42 AM

PERIOD ENDING 2/29/2024

	ACTUAL LAST YEAR			ACTUAL THIS YEAR				ENCUMBRANCE	BUDGET	UNENCUMBERED BALANCE
	CURRENT MONTH	YEAR TO DATE	%	CURRENT MONTH	%	YEAR TO DATE	%			
EXPENDITURES										
5003 FRINGE BENEFITS	0.00	0.00	0	9,103.56	0	7,790.34	0	0.00	0.00	-7,790.34
TOTAL EXPENDITURES	0.00	0.00	0	9,103.56	0	7,790.34	0	0.00	0.00	-7,790.34
NET CHANGE IN FUND BALANCE	0.00	0.00		-9,103.56		-7,790.34		0.00	0.00	7,790.34




FUND DEPT 2076-052 : TORT IMMUNITY TAX FUND - COURT SERVICES -PROBATION

3/12/2024 9:56:42 AM

PERIOD ENDING 2/29/2024

	ACTUAL LAST YEAR			ACTUAL THIS YEAR				ENCUMBRANCE	BUDGET	UNENCUMBERED BALANCE
	CURRENT MONTH	YEAR TO DATE	%	CURRENT MONTH	%	YEAR TO DATE	%			
EXPENDITURES										
5003 FRINGE BENEFITS	0.00	0.00	0	9,431.23	0	9,208.01	0	0.00	0.00	-9,208.01
TOTAL EXPENDITURES	0.00	0.00	0	9,431.23	0	9,208.01	0	0.00	0.00	-9,208.01
NET CHANGE IN FUND BALANCE	0.00	0.00		-9,431.23		-9,208.01		0.00	0.00	9,208.01



FUND DEPT 2076-057 : TORT IMMUNITY TAX FUND - DEPUTY SHERIFF MERIT COMM

3/12/2024 9:56:42 AM

PERIOD ENDING 2/29/2024

	ACTUAL LAST YEAR			ACTUAL THIS YEAR				ENCUMBRANCE	BUDGET	UNENCUMBERED BALANCE
	CURRENT MONTH	YEAR TO DATE	%	CURRENT MONTH	%	YEAR TO DATE	%			
EXPENDITURES										
5003 FRINGE BENEFITS	0.00	0.00	0	0.57	0	0.57	0	0.00	0.00	-0.57
TOTAL EXPENDITURES	0.00	0.00	0	0.57	0	0.57	0	0.00	0.00	-0.57
NET CHANGE IN FUND BALANCE	0.00	0.00		-0.57		-0.57		0.00	0.00	0.57



PERIOD ENDING 2/29/2024

	ACTUAL LAST YEAR			ACTUAL THIS YEAR				ENCUMBRANCE	BUDGET	UNENCUMBERED BALANCE
	CURRENT MONTH	YEAR TO DATE	%	CURRENT MONTH	%	YEAR TO DATE	%			
EXPENDITURES										
5003 FRINGE BENEFITS	0.00	0.00	0	11,817.73	0	11,402.22	0	0.00	0.00	-11,402.22
TOTAL EXPENDITURES	0.00	0.00	0	11,817.73	0	11,402.22	0	0.00	0.00	-11,402.22
NET CHANGE IN FUND BALANCE	0.00	0.00		-11,817.73		-11,402.22		0.00	0.00	11,402.22



FUND DEPT 2076-075 : TORT IMMUNITY TAX FUND - GENERAL COUNTY

3/12/2024 9:56:42 AM

PERIOD ENDING 2/29/2024

	ACTUAL LAST YEAR			ACTUAL THIS YEAR				ENCUMBRANCE	BUDGET	UNENCUMBERED BALANCE
	CURRENT MONTH	YEAR TO DATE	%	CURRENT MONTH	%	YEAR TO DATE	%			
REVENUES										
4008 INVESTMENT EARNINGS	3,480.17	6,362.63	0	39,618.86	0	16,211.17	0	0.00	0.00	-16,211.17
TOTAL REVENUES	3,480.17	6,362.63	0	39,618.86	0	16,211.17	0	0.00	0.00	-16,211.17
EXPENDITURES										
5003 FRINGE BENEFITS	0.00	58,537.61	5	0.00	0	0.00	0	0.00	0.00	0.00
5020 SERVICES	0.00	0.00	0	1,375.00	0	1,375.00	0	0.00	0.00	-1,375.00
TOTAL EXPENDITURES	0.00	58,537.61	2	1,375.00	0	1,375.00	0	0.00	0.00	-1,375.00
OTHER FINANCING SOURCES (USES)										
6001 OTHER FINANCING SOURCES	1,212.99	1,212.99	0	0.00	0	0.00	0	0.00	0.00	0.00
TOTAL OTHER FINANCING SOURCES (USES)	1,212.99	1,212.99		0.00		0.00		0.00	0.00	0.00
NET CHANGE IN FUND BALANCE	4,693.16	-50,961.99		38,243.86		14,836.17		0.00	0.00	-14,836.17



FUND DEPT 2076-077 : TORT IMMUNITY TAX FUND - ZONING AND ENFORCE (P&Z)

3/12/2024 9:56:42 AM

PERIOD ENDING 2/29/2024

	ACTUAL LAST YEAR			ACTUAL THIS YEAR				ENCUMBRANCE	BUDGET	UNENCUMBERED BALANCE
	CURRENT MONTH	YEAR TO DATE	%	CURRENT MONTH	%	YEAR TO DATE	%			
EXPENDITURES										
5003 FRINGE BENEFITS	0.00	0.00	0	217.52	0	111.14	0	0.00	0.00	-111.14
TOTAL EXPENDITURES	0.00	0.00	0	217.52	0	111.14	0	0.00	0.00	-111.14
NET CHANGE IN FUND BALANCE	0.00	0.00		-217.52		-111.14		0.00	0.00	111.14



PERIOD ENDING 2/29/2024

	ACTUAL LAST YEAR			ACTUAL THIS YEAR				ENCUMBRANCE	BUDGET	UNENCUMBERED BALANCE
	CURRENT MONTH	YEAR TO DATE	%	CURRENT MONTH	%	YEAR TO DATE	%			
EXPENDITURES										
5003 FRINGE BENEFITS	0.00	0.00	0	26.26	0	26.26	0	0.00	0.00	-26.26
TOTAL EXPENDITURES	0.00	0.00	0	26.26	0	26.26	0	0.00	0.00	-26.26
NET CHANGE IN FUND BALANCE	0.00	0.00		-26.26		-26.26		0.00	0.00	26.26



PERIOD ENDING 2/29/2024

	ACTUAL LAST YEAR			ACTUAL THIS YEAR				ENCUMBRANCE	BUDGET	UNENCUMBERED BALANCE
	CURRENT MONTH	YEAR TO DATE	%	CURRENT MONTH	%	YEAR TO DATE	%			
EXPENDITURES										
TOTAL EXPENDITURES	0.00	0.00	0	0.00	0	0.00	0	0.00	0.00	0.00
NET CHANGE IN FUND BALANCE	0.00	0.00		0.00		0.00		0.00	0.00	0.00



FUND DEPT 2076-140 : TORT IMMUNITY TAX FUND - CORRECTIONAL CENTER

3/12/2024 9:56:42 AM

PERIOD ENDING 2/29/2024

	ACTUAL LAST YEAR			ACTUAL THIS YEAR				ENCUMBRANCE	BUDGET	UNENCUMBERED BALANCE
	CURRENT MONTH	YEAR TO DATE	%	CURRENT MONTH	%	YEAR TO DATE	%			
EXPENDITURES										
5003 FRINGE BENEFITS	0.00	0.00	0	23,299.49	0	21,686.29	0	0.00	0.00	-21,686.29
TOTAL EXPENDITURES	0.00	0.00	0	23,299.49	0	21,686.29	0	0.00	0.00	-21,686.29
NET CHANGE IN FUND BALANCE	0.00	0.00		-23,299.49		-21,686.29		0.00	0.00	21,686.29



FUND DEPT 2083-060 : COUNTY HIGHWAY - HIGHWAY

3/12/2024 9:56:42 AM

PERIOD ENDING 2/29/2024

	ACTUAL LAST YEAR			ACTUAL THIS YEAR				ENCUMBRANCE	BUDGET	UNENCUMBERED BALANCE
	CURRENT MONTH	YEAR TO DATE	%	CURRENT MONTH	%	YEAR TO DATE	%			
REVENUES										
4007 CHARGES FOR SERVICES	7,448.35	7,448.35	1	7,872.90	0	8,022.90	0	0.00	0.00	-8,022.90
4008 INVESTMENT EARNINGS	10,944.63	18,273.29	457	388,981.36	0	30,335.10	0	0.00	0.00	-30,335.10
4009 MISCELLANEOUS REVENUES	225.00	710.10	0	516.93	0	516.93	0	0.00	0.00	-516.93
TOTAL REVENUES	18,617.98	26,431.74	1	397,371.19	0	38,874.93	0	0.00	0.00	-38,874.93
EXPENDITURES										
5001 SALARIES AND WAGES	124,045.27	215,681.51	13	121,927.79	0	240,633.38	0	0.00	0.00	-240,633.38
5003 FRINGE BENEFITS	51,626.88	65,444.32	12	30,756.62	0	50,526.28	0	0.00	0.00	-50,526.28
5010 COMMODITIES	21,273.73	28,132.49	9	32,362.03	0	40,708.77	0	17,290.05	0.00	-57,998.82
5020 SERVICES	40,140.42	101,337.25	15	62,871.77	-399	106,869.85	-679	1,888.22	-15,750.00	-124,508.07
8000 CAPITAL OUTLAY	13,172.00	18,572.00	3	10,279.91	65	10,279.91	65	312,993.43	15,750.00	-307,523.34
TOTAL EXPENDITURES	250,258.30	429,167.57	11	258,198.12	0	449,018.19	0	332,171.70	0.00	-781,189.89
OTHER FINANCING SOURCES (USES)										
TOTAL OTHER FINANCING SOURCES (USES)	0.00	0.00		0.00		0.00		0.00	0.00	0.00
NET CHANGE IN FUND BALANCE	-231,640.32	-402,735.83		139,173.07		-410,143.26		-332,171.70	0.00	742,314.96



FUND DEPT 2083-062 : COUNTY HIGHWAY - HIGHWAY BUILDING CAPITAL

3/12/2024 9:56:42 AM

PERIOD ENDING 2/29/2024

	ACTUAL LAST YEAR			ACTUAL THIS YEAR				ENCUMBRANCE	BUDGET	UNENCUMBERED BALANCE
	CURRENT MONTH	YEAR TO DATE	%	CURRENT MONTH	%	YEAR TO DATE	%			
REVENUES										
TOTAL REVENUES	0.00	0.00	0	0.00	0	0.00	0	0.00	0.00	0.00
EXPENDITURES										
TOTAL EXPENDITURES	0.00	0.00	0	0.00	0	0.00	0	0.00	0.00	0.00
OTHER FINANCING SOURCES (USES)										
TOTAL OTHER FINANCING SOURCES (USES)	0.00	0.00		0.00		0.00		0.00	0.00	0.00
NET CHANGE IN FUND BALANCE	0.00	0.00		0.00		0.00		0.00	0.00	0.00



FUND DEPT 2084-060 : COUNTY BRIDGE - HIGHWAY

3/12/2024 9:56:42 AM

PERIOD ENDING 2/29/2024

	ACTUAL LAST YEAR			ACTUAL THIS YEAR				ENCUMBRANCE	BUDGET	UNENCUMBERED BALANCE
	CURRENT MONTH	YEAR TO DATE	%	CURRENT MONTH	%	YEAR TO DATE	%			
REVENUES										
4008 INVESTMENT EARNINGS	6,499.90	10,807.66	108 1	242,917.53	0	18,864.36	0	0.00	0.00	-18,864.36
4009 MISCELLANEOUS REVENUES	0.00	0.00	0	5,500.00	0	5,500.00	0	0.00	0.00	-5,500.00
TOTAL REVENUES	6,499.90	10,807.66	1	248,417.53	0	24,364.36	0	0.00	0.00	-24,364.36
EXPENDITURES										
5020 SERVICES	6,743.61	20,681.61	10	6,846.89	0	14,363.00	0	0.00	0.00	-14,363.00
8000 CAPITAL OUTLAY	110,492.67	148,967.67	11	0.00	0	0.00	0	0.00	0.00	0.00
TOTAL EXPENDITURES	117,236.28	169,649.28	11	6,846.89	0	14,363.00	0	0.00	0.00	-14,363.00
OTHER FINANCING SOURCES (USES)										
TOTAL OTHER FINANCING SOURCES (USES)	0.00	0.00		0.00		0.00		0.00	0.00	0.00
NET CHANGE IN FUND BALANCE	-110,736.38	-158,841.62		241,570.64		10,001.36		0.00	0.00	-10,001.36



FUND DEPT 2085-060 : COUNTY MOTOR FUEL TAX - HIGHWAY

3/12/2024 9:56:42 AM

PERIOD ENDING 2/29/2024

	ACTUAL LAST YEAR			ACTUAL THIS YEAR				ENCUMBRANCE	BUDGET	UNENCUMBERED BALANCE
	CURRENT MONTH	YEAR TO DATE	%	CURRENT MONTH	%	YEAR TO DATE	%			
REVENUES										
4004 INTERGOVERNMENTAL REVENUE	284,809.24	284,809.24	8	306,151.34	0	306,151.34	0	0.00	0.00	-306,151.34
4008 INVESTMENT EARNINGS	41,964.18	67,924.16	679	1,028,721.15	0	78,589.86	0	0.00	0.00	-78,589.86
TOTAL REVENUES	326,773.42	352,733.40	10	1,334,872.49	0	384,741.20	0	0.00	0.00	-384,741.20
EXPENDITURES										
5001 SALARIES AND WAGES	13,928.08	27,856.16	15	14,318.68	0	28,637.36	0	0.00	0.00	-28,637.36
5010 COMMODITIES	0.00	0.00	0	106,605.80	21	106,605.80	21	0.00	500,000.00	393,394.20
5020 SERVICES	9,569.58	19,575.26	1	12,334.93	-2	23,512.67	-5	0.00	-500,000.00	-523,512.67
TOTAL EXPENDITURES	23,497.66	47,431.42	1	133,259.41	0	158,755.83	0	0.00	0.00	-158,755.83
NET CHANGE IN FUND BALANCE	303,275.76	305,301.98		1,201,613.08		225,985.37		0.00	0.00	-225,985.37



FUND DEPT 2088-044 : ILL.MUNICIPAL RETIREMENT - NURSING HOME

3/12/2024 9:56:42 AM

PERIOD ENDING 2/29/2024

	ACTUAL LAST YEAR			ACTUAL THIS YEAR				ENCUMBRANCE	BUDGET	UNENCUMBERED BALANCE
	CURRENT MONTH	YEAR TO DATE	%	CURRENT MONTH	%	YEAR TO DATE	%			
EXPENDITURES										
TOTAL EXPENDITURES	0.00	0.00	0	0.00	0	0.00	0	0.00	0.00	0.00
OTHER FINANCING SOURCES (USES)										
TOTAL OTHER FINANCING SOURCES (USES)	0.00	0.00		0.00		0.00		0.00	0.00	0.00
NET CHANGE IN FUND BALANCE	0.00	0.00		0.00		0.00		0.00	0.00	0.00



FUND DEPT 2088-073 : ILL.MUNICIPAL RETIREMENT - ILL.MUNICIPAL RETIREMENT

3/12/2024 9:56:42 AM

PERIOD ENDING 2/29/2024

	ACTUAL LAST YEAR			ACTUAL THIS YEAR				ENCUMBRANCE	BUDGET	UNENCUMBERED BALANCE
	CURRENT MONTH	YEAR TO DATE	%	CURRENT MONTH	%	YEAR TO DATE	%			
REVENUES										
4008 INVESTMENT EARNINGS	5,131.94	8,483.12	169 7	26,438.52	0	10,733.97	0	0.00	0.00	-10,733.97
TOTAL REVENUES	5,131.94	8,483.12	0	26,438.52	0	10,733.97	0	0.00	0.00	-10,733.97
EXPENDITURES										
5003 FRINGE BENEFITS	0.00	87,272.38	4	0.00	0	0.00	0	0.00	0.00	0.00
TOTAL EXPENDITURES	0.00	87,272.38	4	0.00	0	0.00	0	0.00	0.00	0.00
OTHER FINANCING SOURCES (USES)										
6001 OTHER FINANCING SOURCES	6,556.20	6,556.20	0	0.00	0	0.00	0	0.00	0.00	0.00
TOTAL OTHER FINANCING SOURCES (USES)	6,556.20	6,556.20		0.00		0.00		0.00	0.00	0.00
NET CHANGE IN FUND BALANCE	11,688.14	-72,233.06		26,438.52		10,733.97		0.00	0.00	-10,733.97



PERIOD ENDING 2/29/2024

	ACTUAL LAST YEAR			ACTUAL THIS YEAR				ENCUMBRANCE	BUDGET	UNENCUMBERED BALANCE
	CURRENT MONTH	YEAR TO DATE	%	CURRENT MONTH	%	YEAR TO DATE	%			
REVENUES										
TOTAL REVENUES	0.00	0.00	0	0.00	0	0.00	0	0.00	0.00	0.00
EXPENDITURES										
TOTAL EXPENDITURES	0.00	0.00	0	0.00	0	0.00	0	0.00	0.00	0.00
NET CHANGE IN FUND BALANCE	0.00	0.00		0.00		0.00		0.00	0.00	0.00



FUND DEPT 2089-049 : COUNTY PUBLIC HEALTH FUND - BOARD OF HEALTH

3/12/2024 9:56:42 AM

PERIOD ENDING 2/29/2024

	ACTUAL LAST YEAR			ACTUAL THIS YEAR				ENCUMBRANCE	BUDGET	UNENCUMBERED BALANCE
	CURRENT MONTH	YEAR TO DATE	%	CURRENT MONTH	%	YEAR TO DATE	%			
REVENUES										
4006 LICENSES AND PERMITS	0.00	14,025.00	10	0.00	0	75,250.00	0	0.00	0.00	-75,250.00
4008 INVESTMENT EARNINGS	2,073.50	3,604.11	206	14,829.54	0	5,318.42	0	0.00	0.00	-5,318.42
TOTAL REVENUES	2,073.50	17,629.11	1	14,829.54	0	80,568.42	0	0.00	0.00	-80,568.42
EXPENDITURES										
5020 SERVICES	6,416.66	7,731.66	1	0.00	0	1,349.05	0	0.00	0.00	-1,349.05
TOTAL EXPENDITURES	6,416.66	7,731.66	1	0.00	0	1,349.05	0	0.00	0.00	-1,349.05
OTHER FINANCING SOURCES (USES)										
TOTAL OTHER FINANCING SOURCES (USES)	0.00	0.00		0.00		0.00		0.00	0.00	0.00
NET CHANGE IN FUND BALANCE	-4,343.16	9,897.45		14,829.54		79,219.37		0.00	0.00	-79,219.37



FUND DEPT 2090-053 : MENTAL HEALTH - MENTAL HEALTH BOARD

3/12/2024 9:56:42 AM

PERIOD ENDING 2/29/2024

	ACTUAL LAST YEAR			ACTUAL THIS YEAR				ENCUMBRANCE	BUDGET	UNENCUMBERED BALANCE
	CURRENT MONTH	YEAR TO DATE	%	CURRENT MONTH	%	YEAR TO DATE	%			
REVENUES										
4004 INTERGOVERNMENTAL REVENUE	0.00	0.00	0	35,447.00	0	70,894.00	0	0.00	0.00	-70,894.00
4008 INVESTMENT EARNINGS	8,548.86	15,109.89	504	57,940.55	0	23,870.25	0	0.00	0.00	-23,870.25
4009 MISCELLANEOUS REVENUES	0.00	100.00	0	0.00	0	0.00	0	0.00	0.00	0.00
TOTAL REVENUES	8,548.86	15,209.89	0	93,387.55	0	94,764.25	0	0.00	0.00	-94,764.25
EXPENDITURES										
5001 SALARIES AND WAGES	36,554.18	63,974.96	13	38,258.04	0	69,081.36	0	0.00	0.00	-69,081.36
5003 FRINGE BENEFITS	12,903.46	15,881.59	13	6,943.72	0	11,353.36	0	0.00	0.00	-11,353.36
5010 COMMODITIES	937.41	1,159.28	8	2,659.51	0	3,076.57	0	0.00	0.00	-3,076.57
5020 SERVICES	446,278.50	1,242,321.64	22	430,929.20	0	875,503.12	0	0.00	0.00	-875,503.12
TOTAL EXPENDITURES	496,673.55	1,323,337.47	21	478,790.47	0	959,014.41	0	0.00	0.00	-959,014.41
OTHER FINANCING SOURCES (USES)										
TOTAL OTHER FINANCING SOURCES (USES)	0.00	0.00		0.00		0.00		0.00	0.00	0.00
NET CHANGE IN FUND BALANCE	-488,124.69	-1,308,127.58		-385,402.92		-864,250.16		0.00	0.00	864,250.16



FUND DEPT 2091-047 : ANIMAL CONTROL - ANIMAL CONTROL ADMIN

3/12/2024 9:56:42 AM

PERIOD ENDING 2/29/2024

	ACTUAL LAST YEAR			ACTUAL THIS YEAR				ENCUMBRANCE	BUDGET	UNENCUMBERED BALANCE
	CURRENT MONTH	YEAR TO DATE	%	CURRENT MONTH	%	YEAR TO DATE	%			
REVENUES										
4006 LICENSES AND PERMITS	10,095.00	17,363.00	5	23,541.00	0	31,416.00	0	0.00	0.00	-31,416.00
4008 INVESTMENT EARNINGS	1,512.91	2,498.53	250	10,575.78	0	4,175.77	0	0.00	0.00	-4,175.77
TOTAL REVENUES	11,607.91	19,861.53	6	34,116.78	0	35,591.77	0	0.00	0.00	-35,591.77
EXPENDITURES										
5001 SALARIES AND WAGES	15,739.15	27,803.98	17	14,430.86	358 1	26,017.03	645 6	0.00	403.00	-25,614.03
5003 FRINGE BENEFITS	3,172.84	4,527.74	7	3,280.27	0	5,294.09	0	0.00	0.00	-5,294.09
5010 COMMODITIES	2,186.59	3,021.59	19	734.23	0	1,073.60	0	0.00	0.00	-1,073.60
5020 SERVICES	209.93	1,534.30	3	-101.28	0	844.70	0	0.00	0.00	-844.70
TOTAL EXPENDITURES	21,308.51	36,887.61	12	18,344.08	455 2	33,229.42	824 6	0.00	403.00	-32,826.42
OTHER FINANCING SOURCES (USES)										
TOTAL OTHER FINANCING SOURCES (USES)	0.00	0.00		0.00		0.00		0.00	0.00	0.00
NET CHANGE IN FUND BALANCE	-9,700.60	-17,026.08		15,772.70		2,362.35		0.00	-403.00	-2,765.35



FUND DEPT 2091-247 : ANIMAL CONTROL - ANIMAL WARDEN SERVICES

3/12/2024 9:56:42 AM

PERIOD ENDING 2/29/2024

	ACTUAL LAST YEAR			ACTUAL THIS YEAR				ENCUMBRANCE	BUDGET	UNENCUMBERED BALANCE
	CURRENT MONTH	YEAR TO DATE	%	CURRENT MONTH	%	YEAR TO DATE	%			
REVENUES										
4004 INTERGOVERNMENTAL REVENUE	19,521.79	39,043.58	21	17,034.93	0	41,759.49	0	0.00	0.00	-41,759.49
4005 FINES AND FORFEITURES	1,000.00	1,000.00	9	275.00	0	525.00	0	0.00	0.00	-525.00
TOTAL REVENUES	20,521.79	40,043.58	20	17,309.93	0	42,284.49	0	0.00	0.00	-42,284.49
EXPENDITURES										
5001 SALARIES AND WAGES	6,035.51	13,496.08	10	8,602.52	0	11,324.01	0	0.00	0.00	-11,324.01
5003 FRINGE BENEFITS	623.65	1,472.26	2	1,489.22	0	1,328.12	0	0.00	0.00	-1,328.12
5010 COMMODITIES	926.97	1,893.86	8	1,634.79	0	1,634.79	0	0.00	0.00	-1,634.79
5020 SERVICES	1,071.38	1,591.84	9	813.26	0	961.26	0	0.00	0.00	-961.26
TOTAL EXPENDITURES	8,657.51	18,454.04	7	12,539.79	0	15,248.18	0	0.00	0.00	-15,248.18
NET CHANGE IN FUND BALANCE	11,864.28	21,589.54		4,770.14		27,036.31		0.00	0.00	-27,036.31



FUND DEPT 2091-248 : ANIMAL CONTROL - ANIMAL IMPOUND SERVICES

3/12/2024 9:56:42 AM

PERIOD ENDING 2/29/2024

	ACTUAL LAST YEAR			ACTUAL THIS YEAR				ENCUMBRANCE	BUDGET	UNENCUMBERED BALANCE
	CURRENT MONTH	YEAR TO DATE	%	CURRENT MONTH	%	YEAR TO DATE	%			
REVENUES										
4004 INTERGOVERNMENTAL REVENUE	7,321.70	14,643.40	6	11,139.87	0	14,590.11	0	0.00	0.00	-14,590.11
4005 FINES AND FORFEITURES	2,469.00	2,469.00	16	0.00	0	75.00	0	0.00	0.00	-75.00
4009 MISCELLANEOUS REVENUES	0.00	0.00	0	453.00	0	924.00	0	0.00	0.00	-924.00
TOTAL REVENUES	9,790.70	17,112.40	7	11,592.87	0	15,589.11	0	0.00	0.00	-15,589.11
EXPENDITURES										
5001 SALARIES AND WAGES	10,313.41	20,135.27	13	8,687.40	215 6	16,864.76	418 5	0.00	-403.00	-17,267.76
5003 FRINGE BENEFITS	2,810.46	4,036.02	8	2,608.82	0	1,918.18	0	0.00	0.00	-1,918.18
5010 COMMODITIES	3,693.60	5,035.20	13	8,194.35	0	8,715.43	0	0.00	0.00	-8,715.43
5020 SERVICES	995.74	1,871.45	312	3,522.18	0	3,905.12	0	0.00	0.00	-3,905.12
TOTAL EXPENDITURES	17,813.21	31,077.94	13	23,012.75	571 0	31,403.49	779 2	0.00	-403.00	-31,806.49
NET CHANGE IN FUND BALANCE	-8,022.51	-13,965.54		-11,419.88		-15,814.38		0.00	403.00	16,217.38



FUND DEPT 2092-074 : LAW LIBRARY - LAW LIBRARY

3/12/2024 9:56:42 AM

PERIOD ENDING 2/29/2024

	ACTUAL LAST YEAR			ACTUAL THIS YEAR				ENCUMBRANCE	BUDGET	UNENCUMBERED BALANCE
	CURRENT MONTH	YEAR TO DATE	%	CURRENT MONTH	%	YEAR TO DATE	%			
REVENUES										
4007 CHARGES FOR SERVICES	0.00	0.00	0	6,846.75	0	6,846.75	0	0.00	0.00	-6,846.75
4008 INVESTMENT EARNINGS	437.61	728.98	729	2,900.06	0	1,151.24	0	0.00	0.00	-1,151.24
TOTAL REVENUES	437.61	728.98	1	9,746.81	0	7,997.99	0	0.00	0.00	-7,997.99
EXPENDITURES										
5010 COMMODITIES	2,766.28	4,522.56	15	1,844.09	0	3,688.18	0	0.00	0.00	-3,688.18
5020 SERVICES	338.68	723.68	2	603.92	0	603.92	0	0.00	0.00	-603.92
TOTAL EXPENDITURES	3,104.96	5,246.24	8	2,448.01	0	4,292.10	0	0.00	0.00	-4,292.10
OTHER FINANCING SOURCES (USES)										
TOTAL OTHER FINANCING SOURCES (USES)	0.00	0.00		0.00		0.00		0.00	0.00	0.00
NET CHANGE IN FUND BALANCE	-2,667.35	-4,517.26		7,298.80		3,705.89		0.00	0.00	-3,705.89



FUND DEPT 2093-031 : FORECLOSURE MEDIATION FND - CIRCUIT COURT

3/12/2024 9:56:42 AM

PERIOD ENDING 2/29/2024

	ACTUAL LAST YEAR			ACTUAL THIS YEAR				ENCUMBRANCE	BUDGET	UNENCUMBERED BALANCE
	CURRENT MONTH	YEAR TO DATE	%	CURRENT MONTH	%	YEAR TO DATE	%			
REVENUES										
4007 CHARGES FOR SERVICES	0.00	0.00	0	100.00	0	100.00	0	0.00	0.00	-100.00
4008 INVESTMENT EARNINGS	37.57	60.63	152	667.42	0	266.01	0	0.00	0.00	-266.01
TOTAL REVENUES	37.57	60.63	1	767.42	0	366.01	0	0.00	0.00	-366.01
EXPENDITURES										
5020 SERVICES	7.49	14.98	0	892.53	0	900.06	0	0.00	0.00	-900.06
TOTAL EXPENDITURES	7.49	14.98	0	892.53	0	900.06	0	0.00	0.00	-900.06
OTHER FINANCING SOURCES (USES)										
TOTAL OTHER FINANCING SOURCES (USES)	0.00	0.00		0.00		0.00		0.00	0.00	0.00
NET CHANGE IN FUND BALANCE	30.08	45.65		-125.11		-534.05		0.00	0.00	534.05



FUND DEPT 2101-054 : I/DD SPECIAL INITIATIVES - CILA PROJECT

3/12/2024 9:56:42 AM

PERIOD ENDING 2/29/2024

	ACTUAL LAST YEAR			ACTUAL THIS YEAR				ENCUMBRANCE	BUDGET	UNENCUMBERED BALANCE
	CURRENT MONTH	YEAR TO DATE	%	CURRENT MONTH	%	YEAR TO DATE	%			
REVENUES										
4008 INVESTMENT EARNINGS	2,343.42	3,741.10	374	10,544.81	0	4,291.12	0	0.00	0.00	-4,291.12
TOTAL REVENUES	2,343.42	3,741.10	374	10,544.81	0	4,291.12	0	0.00	0.00	-4,291.12
EXPENDITURES										
5020 SERVICES	0.00	0.00	0	23,833.00	0	47,666.00	0	0.00	0.00	-47,666.00
TOTAL EXPENDITURES	0.00	0.00	0	23,833.00	0	47,666.00	0	0.00	0.00	-47,666.00
OTHER FINANCING SOURCES (USES)										
6001 OTHER FINANCING SOURCES	50,000.00	50,000.00	100	0.00	0	0.00	0	0.00	0.00	0.00
TOTAL OTHER FINANCING SOURCES (USES)	50,000.00	50,000.00		0.00		0.00		0.00	0.00	0.00
NET CHANGE IN FUND BALANCE	52,343.42	53,741.10		-13,288.19		-43,374.88		0.00	0.00	43,374.88



FUND DEPT 2103-060 : HWY FED AID MATCHING FUND - HIGHWAY

3/12/2024 9:56:42 AM

PERIOD ENDING 2/29/2024

	ACTUAL LAST YEAR			ACTUAL THIS YEAR				ENCUMBRANCE	BUDGET	UNENCUMBERED BALANCE
	CURRENT MONTH	YEAR TO DATE	%	CURRENT MONTH	%	YEAR TO DATE	%			
REVENUES										
4008 INVESTMENT EARNINGS	1,776.41	2,864.80	382	64,781.17	0	5,035.94	0	0.00	0.00	-5,035.94
TOTAL REVENUES	1,776.41	2,864.80	2	64,781.17	0	5,035.94	0	0.00	0.00	-5,035.94
EXPENDITURES										
TOTAL EXPENDITURES	0.00	0.00	0	0.00	0	0.00	0	0.00	0.00	0.00
OTHER FINANCING SOURCES (USES)										
TOTAL OTHER FINANCING SOURCES (USES)	0.00	0.00		0.00		0.00		0.00	0.00	0.00
NET CHANGE IN FUND BALANCE	1,776.41	2,864.80		64,781.17		5,035.94		0.00	0.00	-5,035.94



FUND DEPT 2104-104 : EARLY CHILDHOOD FUND - EARLY CHILDHOOD DEVELOPMENT

3/12/2024 9:56:42 AM

PERIOD ENDING 2/29/2024

	ACTUAL LAST YEAR			ACTUAL THIS YEAR				ENCUMBRANCE	BUDGET	UNENCUMBERED BALANCE
	CURRENT MONTH	YEAR TO DATE	%	CURRENT MONTH	%	YEAR TO DATE	%			
REVENUES										
4004 INTERGOVERNMENTAL REVENUE	1,464,172.12	2,116,672.11	16	1,717,727.99	0	2,340,601.75	0	0.00	0.00	-2,340,601.75
4007 CHARGES FOR SERVICES	0.00	200.00	0	6,400.00	0	10,300.00	0	0.00	0.00	-10,300.00
4008 INVESTMENT EARNINGS	7,174.83	27,097.98	542	13,088.06	0	26,564.21	0	0.00	0.00	-26,564.21
4009 MISCELLANEOUS REVENUES	506.07	670.05	1	0.00	0	74.28	0	0.00	0.00	-74.28
TOTAL REVENUES	1,471,853.02	2,144,640.14	16	1,737,216.05	0	2,377,540.24	0	0.00	0.00	-2,377,540.24
EXPENDITURES										
5001 SALARIES AND WAGES	1,057,641.43	1,389,547.73	22	1,141,946.54	-569	1,454,594.51	-725	0.00	-200,559.92	-1,655,154.43
5003 FRINGE BENEFITS	240,547.56	277,382.02	14	153,765.00	-603	228,091.38	-894	0.00	-25,500.00	-253,591.38
5010 COMMODITIES	37,677.69	69,196.13	10	89,725.55	30	123,988.39	41	50,120.48	300,263.00	126,154.13
5020 SERVICES	149,687.30	276,004.69	9	153,489.28	-207	292,836.87	-395	28,675.00	-74,203.08	-395,714.95
TOTAL EXPENDITURES	1,485,553.98	2,012,130.57	16	1,538,926.37	0	2,099,511.15	0	78,795.48	0.00	-2,178,306.63
OTHER FINANCING SOURCES (USES)										
TOTAL OTHER FINANCING SOURCES (USES)	0.00	0.00		0.00		0.00		0.00	0.00	0.00
NET CHANGE IN FUND BALANCE	-13,700.96	132,509.57		198,289.68		278,029.09		-78,795.48	0.00	-199,233.61



FUND DEPT 2106-010 : PUBL SAFETY SALES TAX FND - COUNTY BOARD

3/12/2024 9:56:42 AM

PERIOD ENDING 2/29/2024

	ACTUAL LAST YEAR			ACTUAL THIS YEAR				ENCUMBRANCE	BUDGET	UNENCUMBERED BALANCE
	CURRENT MONTH	YEAR TO DATE	%	CURRENT MONTH	%	YEAR TO DATE	%			
REVENUES										
4008 INVESTMENT EARNINGS	17,169.96	28,456.29	569	118,436.42	0	50,407.07	0	0.00	0.00	-50,407.07
TOTAL REVENUES	17,169.96	28,456.29	1	118,436.42	0	50,407.07	0	0.00	0.00	-50,407.07
EXPENDITURES										
5020 SERVICES	38,477.09	108,380.02	11	76,354.62	0	101,207.38	0	0.00	0.00	-101,207.38
TOTAL EXPENDITURES	38,477.09	108,380.02	11	76,354.62	0	101,207.38	0	0.00	0.00	-101,207.38
OTHER FINANCING SOURCES (USES)										
TOTAL OTHER FINANCING SOURCES (USES)	0.00	0.00		0.00		0.00		0.00	0.00	0.00
NET CHANGE IN FUND BALANCE	-21,307.13	-79,923.73		42,081.80		-50,800.31		0.00	0.00	50,800.31



FUND DEPT 2106-013 : PUBL SAFETY SALES TAX FND - DEBT SERVICE

3/12/2024 9:56:42 AM

PERIOD ENDING 2/29/2024

	ACTUAL LAST YEAR			ACTUAL THIS YEAR				ENCUMBRANCE	BUDGET	UNENCUMBERED BALANCE
	CURRENT MONTH	YEAR TO DATE	%	CURRENT MONTH	%	YEAR TO DATE	%			
REVENUES										
TOTAL REVENUES	0.00	0.00	0	0.00	0	0.00	0	0.00	0.00	0.00
EXPENDITURES										
TOTAL EXPENDITURES	0.00	0.00	0	0.00	0	0.00	0	0.00	0.00	0.00
NET CHANGE IN FUND BALANCE	0.00	0.00		0.00		0.00		0.00	0.00	0.00



FUND DEPT 2106-060 : PUBL SAFETY SALES TAX FND - HIGHWAY

3/12/2024 9:56:42 AM


PERIOD ENDING 2/29/2024

	ACTUAL LAST YEAR			ACTUAL THIS YEAR				ENCUMBRANCE	BUDGET	UNENCUMBERED BALANCE
	CURRENT MONTH	YEAR TO DATE	%	CURRENT MONTH	%	YEAR TO DATE	%			
REVENUES										
TOTAL REVENUES	0.00	0.00	0	0.00	0	0.00	0	0.00	0.00	0.00
NET CHANGE IN FUND BALANCE	0.00	0.00		0.00		0.00		0.00	0.00	0.00



PERIOD ENDING 2/29/2024

	ACTUAL LAST YEAR			ACTUAL THIS YEAR				ENCUMBRANCE	BUDGET	UNENCUMBERED BALANCE
	CURRENT MONTH	YEAR TO DATE	%	CURRENT MONTH	%	YEAR TO DATE	%			
EXPENDITURES										
5020 SERVICES	0.00	15,416.34	14	0.00	0	15,416.34	0	0.00	0.00	-15,416.34
TOTAL EXPENDITURES	0.00	15,416.34	14	0.00	0	15,416.34	0	0.00	0.00	-15,416.34
NET CHANGE IN FUND BALANCE	0.00	-15,416.34		0.00		-15,416.34		0.00	0.00	15,416.34



FUND DEPT 2106-237 : PUBL SAFETY SALES TAX FND - DELINQ PREVENTION GRANTS

3/12/2024 9:56:42 AM

PERIOD ENDING 2/29/2024

	ACTUAL LAST YEAR			ACTUAL THIS YEAR				ENCUMBRANCE	BUDGET	UNENCUMBERED BALANCE
	CURRENT MONTH	YEAR TO DATE	%	CURRENT MONTH	%	YEAR TO DATE	%			
EXPENDITURES										
5020 SERVICES	26,666.66	53,333.32	17	55,416.66	0	83,124.99	0	0.00	0.00	-83,124.99
TOTAL EXPENDITURES	26,666.66	53,333.32	17	55,416.66	0	83,124.99	0	0.00	0.00	-83,124.99
NET CHANGE IN FUND BALANCE	-26,666.66	-53,333.32		-55,416.66		-83,124.99		0.00	0.00	83,124.99



FUND DEPT 2107-010 : GEOGRAPHIC INF SYS FUND (GIS) - COUNTY BOARD

3/12/2024 9:56:42 AM

PERIOD ENDING 2/29/2024

	ACTUAL LAST YEAR			ACTUAL THIS YEAR				ENCUMBRANCE	BUDGET	UNENCUMBERED BALANCE
	CURRENT MONTH	YEAR TO DATE	%	CURRENT MONTH	%	YEAR TO DATE	%			
REVENUES										
4007 CHARGES FOR SERVICES	29,265.00	29,265.00	9	16,433.00	0	16,433.00	0	0.00	0.00	-16,433.00
4008 INVESTMENT EARNINGS	1,375.25	2,330.29	233	6,814.59	0	2,741.19	0	0.00	0.00	-2,741.19
TOTAL REVENUES	30,640.25	31,595.29	10	23,247.59	0	19,174.19	0	0.00	0.00	-19,174.19
EXPENDITURES										
TOTAL EXPENDITURES	0.00	0.00	0	0.00	0	0.00	0	0.00	0.00	0.00
NET CHANGE IN FUND BALANCE	30,640.25	31,595.29		23,247.59		19,174.19		0.00	0.00	-19,174.19




FUND DEPT 2108-050 : DEVLPMNTL DISABILITY FUND - DEVL MNTL DISABILITY BOARD

3/12/2024 9:56:42 AM


PERIOD ENDING 2/29/2024

	ACTUAL LAST YEAR			ACTUAL THIS YEAR				ENCUMBRANCE	BUDGET	UNENCUMBERED BALANCE
	CURRENT MONTH	YEAR TO DATE	%	CURRENT MONTH	%	YEAR TO DATE	%			
REVENUES										
4008 INVESTMENT EARNINGS	7,092.30	12,356.53	618	54,187.00	0	21,622.94	0	0.00	0.00	-21,622.94
TOTAL REVENUES	7,092.30	12,356.53	0	54,187.00	0	21,622.94	0	0.00	0.00	-21,622.94
EXPENDITURES										
5020 SERVICES	458,302.00	1,166,790.00	24	391,358.00	0	782,716.00	0	0.00	0.00	-782,716.00
TOTAL EXPENDITURES	458,302.00	1,166,790.00	24	391,358.00	0	782,716.00	0	0.00	0.00	-782,716.00
OTHER FINANCING SOURCES (USES)										
7001 OTHER FINANCING USES	0.00	-50,000.00	100	0.00	0	0.00	0	0.00	0.00	0.00
TOTAL OTHER FINANCING SOURCES (USES)	0.00	-50,000.00		0.00		0.00		0.00	0.00	0.00
NET CHANGE IN FUND BALANCE	-451,209.70	-1,204,433.47		-337,171.00		-761,093.06		0.00	0.00	761,093.06



PERIOD ENDING 2/29/2024

	ACTUAL LAST YEAR			ACTUAL THIS YEAR				ENCUMBRANCE	BUDGET	UNENCUMBERED BALANCE
	CURRENT MONTH	YEAR TO DATE	%	CURRENT MONTH	%	YEAR TO DATE	%			
REVENUES										
4007 CHARGES FOR SERVICES	0.00	0.00	0	0.00	0	1,525.00	0	0.00	0.00	-1,525.00
TOTAL REVENUES	0.00	0.00	0	0.00	0	1,525.00	0	0.00	0.00	-1,525.00
EXPENDITURES										
5001 SALARIES AND WAGES	0.00	0.00	0	108,950.21	0	190,662.97	0	0.00	0.00	-190,662.97
5003 FRINGE BENEFITS	0.00	0.00	0	20,264.36	0	29,905.02	0	0.00	0.00	-29,905.02
5010 COMMODITIES	0.00	0.00	0	5,862.29	0	11,158.51	0	0.00	0.00	-11,158.51
5020 SERVICES	0.00	0.00	0	240,729.62	0	352,018.78	0	0.00	0.00	-352,018.78
TOTAL EXPENDITURES	0.00	0.00	0	375,806.48	0	583,745.28	0	0.00	0.00	-583,745.28
OTHER FINANCING SOURCES (USES)										
TOTAL OTHER FINANCING SOURCES (USES)	0.00	0.00		0.00		0.00		0.00	0.00	0.00
NET CHANGE IN FUND BALANCE	0.00	0.00		-375,806.48		-582,220.28		0.00	0.00	582,220.28



FUND DEPT 2110-110 : WORKFORCE DEVELOPMENT FND - WORKFORCE DEVELOPMENT

3/12/2024 9:56:42 AM

PERIOD ENDING 2/29/2024

	ACTUAL LAST YEAR			ACTUAL THIS YEAR				ENCUMBRANCE	BUDGET	UNENCUMBERED BALANCE
	CURRENT MONTH	YEAR TO DATE	%	CURRENT MONTH	%	YEAR TO DATE	%			
REVENUES										
4004 INTERGOVERNMENTAL REVENUE	234,585.83	234,585.83	9	165,770.75	0	165,770.75	0	0.00	0.00	-165,770.75
4007 CHARGES FOR SERVICES	2,894.73	2,894.73	2	0.00	0	0.00	0	0.00	0.00	0.00
TOTAL REVENUES	237,480.56	237,480.56	8	165,770.75	0	165,770.75	0	0.00	0.00	-165,770.75
EXPENDITURES										
5001 SALARIES AND WAGES	51,312.18	84,092.42	14	56,365.57	65	94,763.41	110	0.00	86,250.00	-8,513.41
5003 FRINGE BENEFITS	21,904.52	25,270.83	12	10,175.98	-6	18,466.07	-11	0.00	-164,500.00	-182,966.07
5010 COMMODITIES	2,270.28	3,342.91	2	1,334.28	17	2,946.06	37	0.00	8,000.00	5,053.94
5020 SERVICES	65,830.93	153,279.41	8	149,619.36	213	227,133.02	323	0.00	70,250.00	-156,883.02
TOTAL EXPENDITURES	141,317.91	265,985.57	9	217,495.19	0	343,308.56	0	0.00	0.00	-343,308.56
OTHER FINANCING SOURCES (USES)										
TOTAL OTHER FINANCING SOURCES (USES)	0.00	0.00		0.00		0.00		0.00	0.00	0.00
NET CHANGE IN FUND BALANCE	96,162.65	-28,505.01		-51,724.44		-177,537.81		0.00	0.00	177,537.81



FUND DEPT 2120-060 : HWY IDOT REBUILD GRANT - HIGHWAY

3/12/2024 9:56:42 AM

PERIOD ENDING 2/29/2024

	ACTUAL LAST YEAR			ACTUAL THIS YEAR				ENCUMBRANCE	BUDGET	UNENCUMBERED BALANCE
	CURRENT MONTH	YEAR TO DATE	%	CURRENT MONTH	%	YEAR TO DATE	%			
REVENUES										
TOTAL REVENUES	<i>0.00</i>	<i>0.00</i>	<i>0</i>	<i>0.00</i>	<i>0</i>	<i>0.00</i>	<i>0</i>	<i>0.00</i>	<i>0.00</i>	<i>0.00</i>
EXPENDITURES										
TOTAL EXPENDITURES	<i>0.00</i>	<i>0.00</i>	<i>0</i>	<i>0.00</i>	<i>0</i>	<i>0.00</i>	<i>0</i>	<i>0.00</i>	<i>0.00</i>	<i>0.00</i>
NET CHANGE IN FUND BALANCE	<i>0.00</i>	<i>0.00</i>		<i>0.00</i>		<i>0.00</i>		<i>0.00</i>	<i>0.00</i>	<i>0.00</i>



FUND DEPT 2121-060 : TWP IDOT REBUILD GRANT - HIGHWAY

3/12/2024 9:56:42 AM

PERIOD ENDING 2/29/2024

	ACTUAL LAST YEAR			ACTUAL THIS YEAR				ENCUMBRANCE	BUDGET	UNENCUMBERED BALANCE
	CURRENT MONTH	YEAR TO DATE	%	CURRENT MONTH	%	YEAR TO DATE	%			
REVENUES										
TOTAL REVENUES	0.00	0.00	0	0.00	0	0.00	0	0.00	0.00	0.00
EXPENDITURES										
5020 SERVICES	3,146.70	3,146.70	0	0.00	0	0.00	0	0.00	0.00	0.00
TOTAL EXPENDITURES	3,146.70	3,146.70	0	0.00	0	0.00	0	0.00	0.00	0.00
NET CHANGE IN FUND BALANCE	-3,146.70	-3,146.70		0.00		0.00		0.00	0.00	0.00




FUND DEPT 2188-044 : SOCIAL SECURITY FUND - NURSING HOME

3/12/2024 9:56:42 AM

PERIOD ENDING 2/29/2024

	ACTUAL LAST YEAR			ACTUAL THIS YEAR				ENCUMBRANCE	BUDGET	UNENCUMBERED BALANCE
	CURRENT MONTH	YEAR TO DATE	%	CURRENT MONTH	%	YEAR TO DATE	%			
EXPENDITURES										
TOTAL EXPENDITURES	0.00	0.00	0	0.00	0	0.00	0	0.00	0.00	0.00
OTHER FINANCING SOURCES (USES)										
TOTAL OTHER FINANCING SOURCES (USES)	0.00	0.00		0.00		0.00		0.00	0.00	0.00
NET CHANGE IN FUND BALANCE	0.00	0.00		0.00		0.00		0.00	0.00	0.00



FUND DEPT 2188-075 : SOCIAL SECURITY FUND - GENERAL COUNTY

3/12/2024 9:56:42 AM

PERIOD ENDING 2/29/2024

	ACTUAL LAST YEAR			ACTUAL THIS YEAR				ENCUMBRANCE	BUDGET	UNENCUMBERED BALANCE
	CURRENT MONTH	YEAR TO DATE	%	CURRENT MONTH	%	YEAR TO DATE	%			
REVENUES										
4008 INVESTMENT EARNINGS	3,647.97	5,781.70	642	22,701.63	0	8,377.22	0	0.00	0.00	-8,377.22
4009 MISCELLANEOUS REVENUES	0.00	0.01	0	0.00	0	0.00	0	0.00	0.00	0.00
TOTAL REVENUES	3,647.97	5,781.71	0	22,701.63	0	8,377.22	0	0.00	0.00	-8,377.22
EXPENDITURES										
5003 FRINGE BENEFITS	137,545.46	221,217.94	11	198,427.28	0	273,508.60	0	0.00	0.00	-273,508.60
TOTAL EXPENDITURES	137,545.46	221,217.94	11	198,427.28	0	273,508.60	0	0.00	0.00	-273,508.60
OTHER FINANCING SOURCES (USES)										
6001 OTHER FINANCING SOURCES	9,535.16	9,535.16	0	0.00	0	0.00	0	0.00	0.00	0.00
TOTAL OTHER FINANCING SOURCES (USES)	9,535.16	9,535.16		0.00		0.00		0.00	0.00	0.00
NET CHANGE IN FUND BALANCE	-124,362.33	-205,901.07		-175,725.65		-265,131.38		0.00	0.00	265,131.38



FUND DEPT 2474-474 : RPC USDA REVOLVING LOANS - RPC USDA REVOLVING LOANS

3/12/2024 9:56:42 AM

PERIOD ENDING 2/29/2024

	ACTUAL LAST YEAR			ACTUAL THIS YEAR				ENCUMBRANCE	BUDGET	UNENCUMBERED BALANCE
	CURRENT MONTH	YEAR TO DATE	%	CURRENT MONTH	%	YEAR TO DATE	%			
REVENUES										
4008 INVESTMENT EARNINGS	1,272.95	2,178.00	14	709.00	0	1,530.59	0	0.00	0.00	-1,530.59
TOTAL REVENUES	1,272.95	2,178.00	14	709.00	0	1,530.59	0	0.00	0.00	-1,530.59
EXPENDITURES										
TOTAL EXPENDITURES	0.00	0.00	0	0.00	0	0.00	0	0.00	0.00	0.00
OTHER FINANCING SOURCES (USES)										
TOTAL OTHER FINANCING SOURCES (USES)	0.00	0.00		0.00		0.00		0.00	0.00	0.00
NET CHANGE IN FUND BALANCE	1,272.95	2,178.00		709.00		1,530.59		0.00	0.00	-1,530.59



FUND DEPT 2475-475 : RPC ECON DEVELOPMNT LOANS - RPC ECON DEVELOPMNT LOANS

3/12/2024 9:56:42 AM

PERIOD ENDING 2/29/2024

	ACTUAL LAST YEAR			ACTUAL THIS YEAR				ENCUMBRANCE	BUDGET	UNENCUMBERED BALANCE
	CURRENT MONTH	YEAR TO DATE	%	CURRENT MONTH	%	YEAR TO DATE	%			
REVENUES										
4008 INVESTMENT EARNINGS	21,178.10	27,898.25	34	16,350.65	0	23,997.73	0	0.00	0.00	-23,997.73
TOTAL REVENUES	21,178.10	27,898.25	34	16,350.65	0	23,997.73	0	0.00	0.00	-23,997.73
EXPENDITURES										
TOTAL EXPENDITURES	0.00	0.00	0	0.00	0	0.00	0	0.00	0.00	0.00
OTHER FINANCING SOURCES (USES)										
TOTAL OTHER FINANCING SOURCES (USES)	0.00	0.00		0.00		0.00		0.00	0.00	0.00
NET CHANGE IN FUND BALANCE	21,178.10	27,898.25		16,350.65		23,997.73		0.00	0.00	-23,997.73



FUND DEPT 2609-026 : TAX INDEMNITY FUND - COUNTY TREASURER

3/12/2024 9:56:42 AM

PERIOD ENDING 2/29/2024

	ACTUAL LAST YEAR			ACTUAL THIS YEAR				ENCUMBRANCE	BUDGET	UNENCUMBERED BALANCE
	CURRENT MONTH	YEAR TO DATE	%	CURRENT MONTH	%	YEAR TO DATE	%			
REVENUES										
4007 CHARGES FOR SERVICES	0.00	0.00	0	1,040.00	0	1,040.00	0	0.00	0.00	-1,040.00
4008 INVESTMENT EARNINGS	0.00	0.00	0	7,527.10	0	3,038.97	0	0.00	0.00	-3,038.97
TOTAL REVENUES	0.00	0.00	0	8,567.10	0	4,078.97	0	0.00	0.00	-4,078.97
EXPENDITURES										
TOTAL EXPENDITURES	0.00	0.00	0	0.00	0	0.00	0	0.00	0.00	0.00
OTHER FINANCING SOURCES (USES)										
TOTAL OTHER FINANCING SOURCES (USES)	0.00	0.00		0.00		0.00		0.00	0.00	0.00
NET CHANGE IN FUND BALANCE	0.00	0.00		8,567.10		4,078.97		0.00	0.00	-4,078.97



FUND DEPT 2610-026 : WORKING CASH FUND - COUNTY TREASURER

3/12/2024 9:56:42 AM

PERIOD ENDING 2/29/2024

	ACTUAL LAST YEAR			ACTUAL THIS YEAR				ENCUMBRANCE	BUDGET	UNENCUMBERED BALANCE
	CURRENT MONTH	YEAR TO DATE	%	CURRENT MONTH	%	YEAR TO DATE	%			
REVENUES										
4008 INVESTMENT EARNINGS	1,130.07	1,828.26	26	6,072.94	0	2,454.44	0	0.00	0.00	-2,454.44
TOTAL REVENUES	1,130.07	1,828.26	26	6,072.94	0	2,454.44	0	0.00	0.00	-2,454.44
OTHER FINANCING SOURCES (USES)										
TOTAL OTHER FINANCING SOURCES (USES)	0.00	0.00		0.00		0.00		0.00	0.00	0.00
NET CHANGE IN FUND BALANCE	1,130.07	1,828.26		6,072.94		2,454.44		0.00	0.00	-2,454.44



FUND DEPT 2611-022 : COUNTY CLK SURCHARGE FUND - COUNTY CLERK

3/12/2024 9:56:42 AM

PERIOD ENDING 2/29/2024

	ACTUAL LAST YEAR			ACTUAL THIS YEAR				ENCUMBRANCE	BUDGET	UNENCUMBERED BALANCE
	CURRENT MONTH	YEAR TO DATE	%	CURRENT MONTH	%	YEAR TO DATE	%			
REVENUES										
4007 CHARGES FOR SERVICES	979.00	979.00	0	0.00	0	0.00	0	0.00	0.00	0.00
TOTAL REVENUES	979.00	979.00	0	0.00	0	0.00	0	0.00	0.00	0.00
EXPENDITURES										
TOTAL EXPENDITURES	0.00	0.00	0	0.00	0	0.00	0	0.00	0.00	0.00
NET CHANGE IN FUND BALANCE	979.00	979.00		0.00		0.00		0.00	0.00	0.00



FUND DEPT 2612-040 : SHERIFF DRUG FORFEITURES - SHERIFF

3/12/2024 9:56:42 AM

PERIOD ENDING 2/29/2024

	ACTUAL LAST YEAR			ACTUAL THIS YEAR				ENCUMBRANCE	BUDGET	UNENCUMBERED BALANCE
	CURRENT MONTH	YEAR TO DATE	%	CURRENT MONTH	%	YEAR TO DATE	%			
REVENUES										
4005 FINES AND FORFEITURES	0.00	0.00	0	3,214.11	0	4,595.36	0	0.00	0.00	-4,595.36
4008 INVESTMENT EARNINGS	336.30	546.42	546	1,974.79	0	795.88	0	0.00	0.00	-795.88
TOTAL REVENUES	336.30	546.42	5	5,188.90	0	5,391.24	0	0.00	0.00	-5,391.24
EXPENDITURES										
5010 COMMODITIES	536.31	1,573.05	22	727.86	0	727.86	0	0.00	0.00	-727.86
5020 SERVICES	178.08	563.00	4	378.52	0	378.52	0	0.00	0.00	-378.52
TOTAL EXPENDITURES	714.39	2,136.05	10	1,106.38	0	1,106.38	0	0.00	0.00	-1,106.38
OTHER FINANCING SOURCES (USES)										
TOTAL OTHER FINANCING SOURCES (USES)	0.00	0.00		0.00		0.00		0.00	0.00	0.00
NET CHANGE IN FUND BALANCE	-378.09	-1,589.63		4,082.52		4,284.86		0.00	0.00	-4,284.86



FUND DEPT 2613-030 : COURT'S AUTOMATION FUND - CIRCUIT CLERK

3/12/2024 9:56:42 AM

PERIOD ENDING 2/29/2024

	ACTUAL LAST YEAR			ACTUAL THIS YEAR				ENCUMBRANCE	BUDGET	UNENCUMBERED BALANCE
	CURRENT MONTH	YEAR TO DATE	%	CURRENT MONTH	%	YEAR TO DATE	%			
REVENUES										
4007 CHARGES FOR SERVICES	0.00	0.00	0	18,112.00	0	18,112.00	0	0.00	0.00	-18,112.00
4008 INVESTMENT EARNINGS	133.68	365.43	0	3,517.72	0	1,370.01	0	0.00	0.00	-1,370.01
TOTAL REVENUES	133.68	365.43	0	21,629.72	0	19,482.01	0	0.00	0.00	-19,482.01
EXPENDITURES										
5020 SERVICES	23,562.65	117,831.31	42	0.00	0	105,791.24	0	23,562.65	0.00	-129,353.89
TOTAL EXPENDITURES	23,562.65	117,831.31	40	0.00	0	105,791.24	0	23,562.65	0.00	-129,353.89
OTHER FINANCING SOURCES (USES)										
TOTAL OTHER FINANCING SOURCES (USES)	0.00	0.00		0.00		0.00		0.00	0.00	0.00
NET CHANGE IN FUND BALANCE	-23,428.97	-117,465.88		21,629.72		-86,309.23		-23,562.65	0.00	109,871.88



FUND DEPT 2614-023 : RECORDER'S AUTOMATION FND - RECORDER

3/12/2024 9:56:42 AM

PERIOD ENDING 2/29/2024

	ACTUAL LAST YEAR			ACTUAL THIS YEAR				ENCUMBRANCE	BUDGET	UNENCUMBERED BALANCE
	CURRENT MONTH	YEAR TO DATE	%	CURRENT MONTH	%	YEAR TO DATE	%			
REVENUES										
4007 CHARGES FOR SERVICES	17,187.58	17,187.58	10	17,255.60	0	17,255.60	0	0.00	0.00	-17,255.60
4008 INVESTMENT EARNINGS	1,747.93	2,827.02	283	10,880.03	0	4,389.44	0	0.00	0.00	-4,389.44
TOTAL REVENUES	18,935.51	20,014.60	11	28,135.63	0	21,645.04	0	0.00	0.00	-21,645.04
EXPENDITURES										
5001 SALARIES AND WAGES	1,251.72	2,042.28	8	1,164.84	0	2,055.62	0	0.00	0.00	-2,055.62
5003 FRINGE BENEFITS	128.80	213.78	10	268.80	0	225.45	0	0.00	0.00	-225.45
5020 SERVICES	6,867.89	7,014.92	4	1,186.41	0	70,846.41	0	0.00	0.00	-70,846.41
TOTAL EXPENDITURES	8,248.41	9,270.98	4	2,620.05	0	73,127.48	0	0.00	0.00	-73,127.48
NET CHANGE IN FUND BALANCE	10,687.10	10,743.62		25,515.58		-51,482.44		0.00	0.00	51,482.44



FUND DEPT 2615-036 : PUBLIC DEFENDER AUTOMATN - PUBLIC DEFENDER

3/12/2024 9:56:42 AM

PERIOD ENDING 2/29/2024

	ACTUAL LAST YEAR			ACTUAL THIS YEAR				ENCUMBRANCE	BUDGET	UNENCUMBERED BALANCE
	CURRENT MONTH	YEAR TO DATE	%	CURRENT MONTH	%	YEAR TO DATE	%			
REVENUES										
4007 CHARGES FOR SERVICES	0.00	0.00	0	325.00	0	325.00	0	0.00	0.00	-325.00
TOTAL REVENUES	0.00	0.00	0	325.00	0	325.00	0	0.00	0.00	-325.00
EXPENDITURES										
TOTAL EXPENDITURES	0.00	0.00	0	0.00	0	0.00	0	0.00	0.00	0.00
NET CHANGE IN FUND BALANCE	0.00	0.00		325.00		325.00		0.00	0.00	-325.00



FUND DEPT 2617-030 : CHILD SUPPORT SERV FUND - CIRCUIT CLERK

3/12/2024 9:56:42 AM

PERIOD ENDING 2/29/2024

	ACTUAL LAST YEAR			ACTUAL THIS YEAR				ENCUMBRANCE	BUDGET	UNENCUMBERED BALANCE
	CURRENT MONTH	YEAR TO DATE	%	CURRENT MONTH	%	YEAR TO DATE	%			
REVENUES										
4007 CHARGES FOR SERVICES	0.00	0.00	0	4,716.00	0	4,716.00	0	0.00	0.00	-4,716.00
4008 INVESTMENT EARNINGS	133.83	219.85	0	856.68	0	306.26	0	0.00	0.00	-306.26
TOTAL REVENUES	133.83	219.85	2	5,572.68	0	5,022.26	0	0.00	0.00	-5,022.26
EXPENDITURES										
5020 SERVICES	0.00	2,500.00	25	0.00	0	0.00	0	0.00	0.00	0.00
TOTAL EXPENDITURES	0.00	2,500.00	25	0.00	0	0.00	0	0.00	0.00	0.00
OTHER FINANCING SOURCES (USES)										
TOTAL OTHER FINANCING SOURCES (USES)	0.00	0.00		0.00		0.00		0.00	0.00	0.00
NET CHANGE IN FUND BALANCE	133.83	-2,280.15		5,572.68		5,022.26		0.00	0.00	-5,022.26




FUND DEPT 2618-051 : PROBATION SERVICES FUND - JUVENILE DETENTION CENTER

3/12/2024 9:56:42 AM

PERIOD ENDING 2/29/2024

	ACTUAL LAST YEAR			ACTUAL THIS YEAR				ENCUMBRANCE	BUDGET	UNENCUMBERED BALANCE
	CURRENT MONTH	YEAR TO DATE	%	CURRENT MONTH	%	YEAR TO DATE	%			
REVENUES										
4007 CHARGES FOR SERVICES	0.00	0.00	0	2,591.10	0	2,591.10	0	0.00	0.00	-2,591.10
TOTAL REVENUES	0.00	0.00	0	2,591.10	0	2,591.10	0	0.00	0.00	-2,591.10
EXPENDITURES										
TOTAL EXPENDITURES	0.00	0.00	0	0.00	0	0.00	0	0.00	0.00	0.00
OTHER FINANCING SOURCES (USES)										
TOTAL OTHER FINANCING SOURCES (USES)	0.00	0.00		0.00		0.00		0.00	0.00	0.00
NET CHANGE IN FUND BALANCE	0.00	0.00		2,591.10		2,591.10		0.00	0.00	-2,591.10



FUND DEPT 2618-052 : PROBATION SERVICES FUND - COURT SERVICES -PROBATION

3/12/2024 9:56:42 AM

PERIOD ENDING 2/29/2024

	ACTUAL LAST YEAR			ACTUAL THIS YEAR				ENCUMBRANCE	BUDGET	UNENCUMBERED BALANCE
	CURRENT MONTH	YEAR TO DATE	%	CURRENT MONTH	%	YEAR TO DATE	%			
REVENUES										
4007 CHARGES FOR SERVICES	0.00	0.00	0	15,582.74	0	15,582.74	0	0.00	0.00	-15,582.74
4008 INVESTMENT EARNINGS	5,992.70	9,682.41	215	33,843.60	0	13,669.44	0	0.00	0.00	-13,669.44
4009 MISCELLANEOUS REVENUES	25.00	50.00	10	0.00	0	0.00	0	0.00	0.00	0.00
TOTAL REVENUES	6,017.70	9,732.41	3	49,426.34	0	29,252.18	0	0.00	0.00	-29,252.18
EXPENDITURES										
5010 COMMODITIES	10.59	10.59	0	2,320.59	0	5,589.56	0	0.00	0.00	-5,589.56
5020 SERVICES	7,743.13	10,187.85	3	14,388.50	0	20,169.56	0	0.00	0.00	-20,169.56
TOTAL EXPENDITURES	7,753.72	10,198.44	2	16,709.09	0	25,759.12	0	0.00	0.00	-25,759.12
OTHER FINANCING SOURCES (USES)										
TOTAL OTHER FINANCING SOURCES (USES)	0.00	0.00		0.00		0.00		0.00	0.00	0.00
NET CHANGE IN FUND BALANCE	-1,736.02	-466.03		32,717.25		3,493.06		0.00	0.00	-3,493.06



FUND DEPT 2619-026 : TAX SALE AUTOMATION FUND - COUNTY TREASURER

3/12/2024 9:56:42 AM

PERIOD ENDING 2/29/2024

	ACTUAL LAST YEAR			ACTUAL THIS YEAR				ENCUMBRANCE	BUDGET	UNENCUMBERED BALANCE
	CURRENT MONTH	YEAR TO DATE	%	CURRENT MONTH	%	YEAR TO DATE	%			
REVENUES										
4007 CHARGES FOR SERVICES	508.60	513.60	3	716.00	0	716.00	0	0.00	0.00	-716.00
4008 INVESTMENT EARNINGS	40.66	71.84	36	418.95	0	160.91	0	0.00	0.00	-160.91
TOTAL REVENUES	549.26	585.44	3	1,134.95	0	876.91	0	0.00	0.00	-876.91
EXPENDITURES										
5003 FRINGE BENEFITS	0.00	0.00	0	10.23	0	0.00	0	0.00	0.00	0.00
TOTAL EXPENDITURES	0.00	0.00	0	10.23	0	0.00	0	0.00	0.00	0.00
NET CHANGE IN FUND BALANCE	549.26	585.44		1,124.72		876.91		0.00	0.00	-876.91



FUND DEPT 2621-041 : STS ATTY DRUG FORFEITURES - STATES ATTORNEY

3/12/2024 9:56:42 AM

PERIOD ENDING 2/29/2024

	ACTUAL LAST YEAR			ACTUAL THIS YEAR				ENCUMBRANCE	BUDGET	UNENCUMBERED BALANCE
	CURRENT MONTH	YEAR TO DATE	%	CURRENT MONTH	%	YEAR TO DATE	%			
REVENUES										
4005 FINES AND FORFEITURES	2,298.36	5,378.30	22	5,604.34	0	5,604.34	0	0.00	0.00	-5,604.34
4008 INVESTMENT EARNINGS	307.69	494.92	660	1,133.37	0	459.12	0	0.00	0.00	-459.12
TOTAL REVENUES	2,606.05	5,873.22	24	6,737.71	0	6,063.46	0	0.00	0.00	-6,063.46
EXPENDITURES										
5010 COMMODITIES	677.11	677.11	1	0.00	0	0.00	0	0.00	-4,275.00	-4,275.00
5020 SERVICES	652.50	980.50	2	4,871.00	114	4,871.00	114	0.00	4,275.00	-596.00
TOTAL EXPENDITURES	1,329.61	1,657.61	2	4,871.00	0	4,871.00	0	0.00	0.00	-4,871.00
OTHER FINANCING SOURCES (USES)										
TOTAL OTHER FINANCING SOURCES (USES)	0.00	0.00		0.00		0.00		0.00	0.00	0.00
NET CHANGE IN FUND BALANCE	1,276.44	4,215.61		1,866.71		1,192.46		0.00	0.00	-1,192.46



FUND DEPT 2627-026 : PROPERTY TAX INT FEE FUND - COUNTY TREASURER

3/12/2024 9:56:42 AM

PERIOD ENDING 2/29/2024

	ACTUAL LAST YEAR			ACTUAL THIS YEAR				ENCUMBRANCE	BUDGET	UNENCUMBERED BALANCE
	CURRENT MONTH	YEAR TO DATE	%	CURRENT MONTH	%	YEAR TO DATE	%			
REVENUES										
4007 CHARGES FOR SERVICES	0.00	0.00	0	60.00	0	60.00	0	0.00	0.00	-60.00
4008 INVESTMENT EARNINGS	48.62	140.44	7	4,834.11	0	4,192.04	0	0.00	0.00	-4,192.04
TOTAL REVENUES	48.62	140.44	0	4,894.11	0	4,252.04	0	0.00	0.00	-4,252.04
OTHER FINANCING SOURCES (USES)										
TOTAL OTHER FINANCING SOURCES (USES)	0.00	0.00		0.00		0.00		0.00	0.00	0.00
NET CHANGE IN FUND BALANCE	48.62	140.44		4,894.11		4,252.04		0.00	0.00	-4,252.04



FUND DEPT 2628-022 : ELECTN ASSIST/ACCESSIBLTY - COUNTY CLERK

3/12/2024 9:56:42 AM

PERIOD ENDING 2/29/2024

	ACTUAL LAST YEAR			ACTUAL THIS YEAR				ENCUMBRANCE	BUDGET	UNENCUMBERED BALANCE
	CURRENT MONTH	YEAR TO DATE	%	CURRENT MONTH	%	YEAR TO DATE	%			
REVENUES										
TOTAL REVENUES	0.00	0.00	0	0.00	0	0.00	0	0.00	0.00	0.00
EXPENDITURES										
5001 SALARIES AND WAGES	2,294.50	4,329.00	6	1,308.00	0	1,877.50	0	0.00	0.00	-1,877.50
5003 FRINGE BENEFITS	85.03	246.97	4	234.77	0	146.01	0	0.00	0.00	-146.01
5010 COMMODITIES	0.00	0.00	0	18,761.17	0	18,761.17	0	0.00	0.00	-18,761.17
5020 SERVICES	68,550.88	100,114.14	76	2,676.86	0	2,676.86	0	0.00	0.00	-2,676.86
TOTAL EXPENDITURES	70,930.41	104,690.11	45	22,980.80	0	23,461.54	0	0.00	0.00	-23,461.54
OTHER FINANCING SOURCES (USES)										
TOTAL OTHER FINANCING SOURCES (USES)	0.00	0.00		0.00		0.00		0.00	0.00	0.00
NET CHANGE IN FUND BALANCE	-70,930.41	-104,690.11		-22,980.80		-23,461.54		0.00	0.00	23,461.54



FUND DEPT 2629-010 : COUNTY HISTORICAL FUND - COUNTY BOARD

3/12/2024 9:56:42 AM

PERIOD ENDING 2/29/2024

	ACTUAL LAST YEAR			ACTUAL THIS YEAR				ENCUMBRANCE	BUDGET	UNENCUMBERED BALANCE
	CURRENT MONTH	YEAR TO DATE	%	CURRENT MONTH	%	YEAR TO DATE	%			
REVENUES										
4008 INVESTMENT EARNINGS	26.89	43.37	145	144.99	0	58.60	0	0.00	0.00	-58.60
TOTAL REVENUES	26.89	43.37	145	144.99	0	58.60	0	0.00	0.00	-58.60
EXPENDITURES										
TOTAL EXPENDITURES	0.00	0.00	0	0.00	0	0.00	0	0.00	0.00	0.00
NET CHANGE IN FUND BALANCE	26.89	43.37		144.99		58.60		0.00	0.00	-58.60



FUND DEPT 2630-030 : CIR CLK OPERATION & ADMIN - CIRCUIT CLERK

3/12/2024 9:56:42 AM

PERIOD ENDING 2/29/2024

	ACTUAL LAST YEAR			ACTUAL THIS YEAR				ENCUMBRANCE	BUDGET	UNENCUMBERED BALANCE
	CURRENT MONTH	YEAR TO DATE	%	CURRENT MONTH	%	YEAR TO DATE	%			
REVENUES										
4007 CHARGES FOR SERVICES	0.00	0.00	0	50,478.43	0	50,478.43	0	0.00	0.00	-50,478.43
4008 INVESTMENT EARNINGS	1,589.35	2,567.65	0	5,676.27	0	2,134.42	0	0.00	0.00	-2,134.42
TOTAL REVENUES	1,589.35	2,567.65	1	56,154.70	0	52,612.85	0	0.00	0.00	-52,612.85
EXPENDITURES										
5010 COMMODITIES	12.85	100.55	0	0.00	0	0.00	0	0.00	0.00	0.00
5020 SERVICES	2,112.50	2,112.50	1	0.00	0	0.00	0	0.00	0.00	0.00
TOTAL EXPENDITURES	2,125.35	2,213.05	1	0.00	0	0.00	0	0.00	0.00	0.00
OTHER FINANCING SOURCES (USES)										
TOTAL OTHER FINANCING SOURCES (USES)	0.00	0.00		0.00		0.00		0.00	0.00	0.00
NET CHANGE IN FUND BALANCE	-536.00	354.60		56,154.70		52,612.85		0.00	0.00	-52,612.85



FUND DEPT 2632-030 : CIR CLK ELCTRNC CITATIONS - CIRCUIT CLERK

3/12/2024 9:56:42 AM

PERIOD ENDING 2/29/2024

	ACTUAL LAST YEAR			ACTUAL THIS YEAR				ENCUMBRANCE	BUDGET	UNENCUMBERED BALANCE
	CURRENT MONTH	YEAR TO DATE	%	CURRENT MONTH	%	YEAR TO DATE	%			
REVENUES										
4007 CHARGES FOR SERVICES	0.00	0.00	0	4,445.42	0	4,445.42	0	0.00	0.00	-4,445.42
4008 INVESTMENT EARNINGS	822.16	1,326.24	0	5,491.80	0	2,204.54	0	0.00	0.00	-2,204.54
TOTAL REVENUES	822.16	1,326.24	3	9,937.22	0	6,649.96	0	0.00	0.00	-6,649.96
EXPENDITURES										
TOTAL EXPENDITURES	0.00	0.00	0	0.00	0	0.00	0	0.00	0.00	0.00
NET CHANGE IN FUND BALANCE	822.16	1,326.24		9,937.22		6,649.96		0.00	0.00	-6,649.96



FUND DEPT 2633-041 : STS ATTY RECORDS AUTOMATN - STATES ATTORNEY

3/12/2024 9:56:42 AM

PERIOD ENDING 2/29/2024

	ACTUAL LAST YEAR			ACTUAL THIS YEAR				ENCUMBRANCE	BUDGET	UNENCUMBERED BALANCE
	CURRENT MONTH	YEAR TO DATE	%	CURRENT MONTH	%	YEAR TO DATE	%			
REVENUES										
4007 CHARGES FOR SERVICES	0.00	0.00	0	306.00	0	306.00	0	0.00	0.00	-306.00
4008 INVESTMENT EARNINGS	23.19	37.41	249	118.04	0	46.84	0	0.00	0.00	-46.84
TOTAL REVENUES	23.19	37.41	1	424.04	0	352.84	0	0.00	0.00	-352.84
EXPENDITURES										
TOTAL EXPENDITURES	0.00	0.00	0	0.00	0	0.00	0	0.00	0.00	0.00
NET CHANGE IN FUND BALANCE	23.19	37.41		424.04		352.84		0.00	0.00	-352.84



FUND DEPT 2634-036 : PUBLIC DEFENDER GRANT FUND - PUBLIC DEFENDER

3/12/2024 9:56:42 AM

PERIOD ENDING 2/29/2024

	ACTUAL LAST YEAR			ACTUAL THIS YEAR				ENCUMBRANCE	BUDGET	UNENCUMBERED BALANCE
	CURRENT MONTH	YEAR TO DATE	%	CURRENT MONTH	%	YEAR TO DATE	%			
REVENUES										
4004 INTERGOVERNMENTAL REVENUE	0.00	0.00	0	0.00	0	0.00	0	0.00	144,979.00	144,979.00
TOTAL REVENUES	0.00	0.00	0	0.00	0	0.00	0	0.00	144,979.00	144,979.00
EXPENDITURES										
5001 SALARIES AND WAGES	0.00	0.00	0	0.00	0	0.00	0	0.00	125,037.00	125,037.00
5010 COMMODITIES	0.00	0.00	0	898.00	0	898.00	0	0.00	0.00	-898.00
5020 SERVICES	0.00	0.00	0	0.00	0	0.00	0	0.00	19,942.00	19,942.00
TOTAL EXPENDITURES	0.00	0.00	0	898.00	1	898.00	1	0.00	144,979.00	144,081.00
NET CHANGE IN FUND BALANCE	0.00	0.00		-898.00		-898.00		0.00	0.00	898.00




FUND DEPT 2635-040 : CANNABIS REGULATION FUND - SHERIFF

3/12/2024 9:56:42 AM

PERIOD ENDING 2/29/2024

	ACTUAL LAST YEAR			ACTUAL THIS YEAR				ENCUMBRANCE	BUDGET	UNENCUMBERED BALANCE
	CURRENT MONTH	YEAR TO DATE	%	CURRENT MONTH	%	YEAR TO DATE	%			
REVENUES										
4008 INVESTMENT EARNINGS	311.95	496.27	496	2,163.31	0	864.41	0	0.00	0.00	-864.41
TOTAL REVENUES	311.95	496.27	1	2,163.31	0	864.41	0	0.00	0.00	-864.41
EXPENDITURES										
5020 SERVICES	0.00	0.00	0	21,753.42	0	21,753.42	0	0.00	0.00	-21,753.42
TOTAL EXPENDITURES	0.00	0.00	0	21,753.42	0	21,753.42	0	0.00	0.00	-21,753.42
NET CHANGE IN FUND BALANCE	311.95	496.27		-19,590.11		-20,889.01		0.00	0.00	20,889.01



FUND DEPT 2638-042 : CORONER STATUTORY FEES - CORONER

3/12/2024 9:56:42 AM

PERIOD ENDING 2/29/2024

	ACTUAL LAST YEAR			ACTUAL THIS YEAR				ENCUMBRANCE	BUDGET	UNENCUMBERED BALANCE
	CURRENT MONTH	YEAR TO DATE	%	CURRENT MONTH	%	YEAR TO DATE	%			
REVENUES										
4007 CHARGES FOR SERVICES	6,310.00	6,485.00	10	200.00	0	200.00	0	0.00	0.00	-200.00
TOTAL REVENUES	6,310.00	6,485.00	10	200.00	0	200.00	0	0.00	0.00	-200.00
EXPENDITURES										
5010 COMMODITIES	3,202.95	3,390.18	12	639.07	-85	717.58	-96	0.00	-750.00	-1,467.58
5020 SERVICES	971.91	2,391.07	18	2,254.72	301	3,735.31	498	0.00	750.00	-2,985.31
TOTAL EXPENDITURES	4,174.86	5,781.25	7	2,893.79	0	4,452.89	0	0.00	0.00	-4,452.89
NET CHANGE IN FUND BALANCE	2,135.14	703.75		-2,693.79		-4,252.89		0.00	0.00	4,252.89




FUND DEPT 2638-140 : CORONER STATUTORY FEES - CORRECTIONAL CENTER

3/12/2024 9:56:42 AM

PERIOD ENDING 2/29/2024

	ACTUAL LAST YEAR			ACTUAL THIS YEAR				ENCUMBRANCE	BUDGET	UNENCUMBERED BALANCE
	CURRENT MONTH	YEAR TO DATE	%	CURRENT MONTH	%	YEAR TO DATE	%			
EXPENDITURES										
TOTAL EXPENDITURES	0.00	0.00	0	0.00	0	0.00	0	0.00	0.00	0.00
NET CHANGE IN FUND BALANCE	0.00	0.00		0.00		0.00		0.00	0.00	0.00



FUND DEPT 2658-140 : JAIL COMMISSARY - CORRECTIONAL CENTER

3/12/2024 9:56:42 AM

PERIOD ENDING 2/29/2024

	ACTUAL LAST YEAR			ACTUAL THIS YEAR				ENCUMBRANCE	BUDGET	UNENCUMBERED BALANCE
	CURRENT MONTH	YEAR TO DATE	%	CURRENT MONTH	%	YEAR TO DATE	%			
REVENUES										
4008 INVESTMENT EARNINGS	1,912.01	3,080.40	237	11,173.68	0	4,501.43	0	0.00	0.00	-4,501.43
4009 MISCELLANEOUS REVENUES	5,965.61	5,965.61	5	4,682.12	0	4,682.12	0	0.00	0.00	-4,682.12
TOTAL REVENUES	7,877.62	9,046.01	8	15,855.80	0	9,183.55	0	0.00	0.00	-9,183.55
EXPENDITURES										
5010 COMMODITIES	546.93	1,049.93	10	270.62	-123	449.47	-204	0.00	-220.00	-669.47
5020 SERVICES	138.20	220.88	1	1,182.54	538	1,632.16	742	0.00	220.00	-1,412.16
TOTAL EXPENDITURES	685.13	1,270.81	1	1,453.16	0	2,081.63	0	0.00	0.00	-2,081.63
NET CHANGE IN FUND BALANCE	7,192.49	7,775.20		14,402.64		7,101.92		0.00	0.00	-7,101.92



FUND DEPT 2659-140 : COUNTY JAIL MEDICAL COSTS - CORRECTIONAL CENTER

3/12/2024 9:56:42 AM

PERIOD ENDING 2/29/2024

	ACTUAL LAST YEAR			ACTUAL THIS YEAR				ENCUMBRANCE	BUDGET	UNENCUMBERED BALANCE
	CURRENT MONTH	YEAR TO DATE	%	CURRENT MONTH	%	YEAR TO DATE	%			
REVENUES										
4007 CHARGES FOR SERVICES	0.00	0.00	0	275.00	0	275.00	0	0.00	0.00	-275.00
4008 INVESTMENT EARNINGS	16.56	35.55	356	137.74	0	55.22	0	0.00	0.00	-55.22
TOTAL REVENUES	16.56	35.55	0	412.74	0	330.22	0	0.00	0.00	-330.22
OTHER FINANCING SOURCES (USES)										
TOTAL OTHER FINANCING SOURCES (USES)	0.00	0.00		0.00		0.00		0.00	0.00	0.00
NET CHANGE IN FUND BALANCE	16.56	35.55		412.74		330.22		0.00	0.00	-330.22



FUND DEPT 2670-022 : COUNTY CLK AUTOMATION FND - COUNTY CLERK

3/12/2024 9:56:42 AM

PERIOD ENDING 2/29/2024

	ACTUAL LAST YEAR			ACTUAL THIS YEAR				ENCUMBRANCE	BUDGET	UNENCUMBERED BALANCE
	CURRENT MONTH	YEAR TO DATE	%	CURRENT MONTH	%	YEAR TO DATE	%			
REVENUES										
4007 CHARGES FOR SERVICES	1,596.00	1,596.00	6	1,552.00	0	1,552.00	0	0.00	0.00	-1,552.00
4008 INVESTMENT EARNINGS	119.89	191.82	96	690.38	0	278.25	0	0.00	0.00	-278.25
TOTAL REVENUES	1,715.89	1,787.82	5	2,242.38	0	1,830.25	0	0.00	0.00	-1,830.25
EXPENDITURES										
5020 SERVICES	9,264.68	9,264.68	55	0.00	0	0.00	0	0.00	0.00	0.00
TOTAL EXPENDITURES	9,264.68	9,264.68	31	0.00	0	0.00	0	0.00	0.00	0.00
NET CHANGE IN FUND BALANCE	-7,548.79	-7,476.86		2,242.38		1,830.25		0.00	0.00	-1,830.25



FUND DEPT 2671-030 : COURT DOCUMENT STORAGE FD - CIRCUIT CLERK

3/12/2024 9:56:42 AM

PERIOD ENDING 2/29/2024

	ACTUAL LAST YEAR			ACTUAL THIS YEAR				ENCUMBRANCE	BUDGET	UNENCUMBERED BALANCE
	CURRENT MONTH	YEAR TO DATE	%	CURRENT MONTH	%	YEAR TO DATE	%			
REVENUES										
4007 CHARGES FOR SERVICES	0.00	0.00	0	18,020.26	0	18,020.26	0	0.00	0.00	-18,020.26
4008 INVESTMENT EARNINGS	314.58	537.70	0	3,476.65	0	1,352.81	0	0.00	0.00	-1,352.81
TOTAL REVENUES	314.58	537.70	0	21,496.91	0	19,373.07	0	0.00	0.00	-19,373.07
EXPENDITURES										
5001 SALARIES AND WAGES	4,866.74	8,460.33	10	0.00	0	0.00	0	0.00	0.00	0.00
5003 FRINGE BENEFITS	505.97	891.74	3	5.17	0	5.17	0	0.00	0.00	-5.17
5010 COMMODITIES	13,970.35	14,412.30	33	0.00	0	0.00	0	0.00	0.00	0.00
5020 SERVICES	425.00	7,150.00	14	0.00	0	0.00	0	0.00	0.00	0.00
TOTAL EXPENDITURES	19,768.06	30,914.37	14	5.17	0	5.17	0	0.00	0.00	-5.17
OTHER FINANCING SOURCES (USES)										
TOTAL OTHER FINANCING SOURCES (USES)	0.00	0.00		0.00		0.00		0.00	0.00	0.00
NET CHANGE IN FUND BALANCE	-19,453.48	-30,376.67		21,491.74		19,367.90		0.00	0.00	-19,367.90



FUND DEPT 2675-041 : VICTIM ADVOCACY GRT-ICJIA - STATES ATTORNEY

3/12/2024 9:56:42 AM

PERIOD ENDING 2/29/2024

	ACTUAL LAST YEAR			ACTUAL THIS YEAR				ENCUMBRANCE	BUDGET	UNENCUMBERED BALANCE
	CURRENT MONTH	YEAR TO DATE	%	CURRENT MONTH	%	YEAR TO DATE	%			
REVENUES										
TOTAL REVENUES	0.00	0.00	0	0.00	0	0.00	0	0.00	0.00	0.00
EXPENDITURES										
TOTAL EXPENDITURES	0.00	0.00	0	0.00	0	0.00	0	0.00	0.00	0.00
OTHER FINANCING SOURCES (USES)										
TOTAL OTHER FINANCING SOURCES (USES)	0.00	0.00		0.00		0.00		0.00	0.00	0.00
NET CHANGE IN FUND BALANCE	0.00	0.00		0.00		0.00		0.00	0.00	0.00



FUND DEPT 2676-011 : SOLID WASTE MANAGEMENT - SOLID WASTE MGMT

3/12/2024 9:56:42 AM

PERIOD ENDING 2/29/2024

	ACTUAL LAST YEAR			ACTUAL THIS YEAR				ENCUMBRANCE	BUDGET	UNENCUMBERED BALANCE
	CURRENT MONTH	YEAR TO DATE	%	CURRENT MONTH	%	YEAR TO DATE	%			
REVENUES										
4006 LICENSES AND PERMITS	0.00	0.00	0	1,260.00	0	1,260.00	0	0.00	0.00	-1,260.00
4008 INVESTMENT EARNINGS	51.66	83.34	0	310.06	0	126.04	0	0.00	0.00	-126.04
TOTAL REVENUES	51.66	83.34	0	1,570.06	0	1,386.04	0	0.00	0.00	-1,386.04
EXPENDITURES										
TOTAL EXPENDITURES	0.00	0.00	0	0.00	0	0.00	0	0.00	0.00	0.00
NET CHANGE IN FUND BALANCE	51.66	83.34		1,570.06		1,386.04		0.00	0.00	-1,386.04



FUND DEPT 2679-179 : CHILD ADVOCACY CENTER - CHILD ADVOCACY CENTER

3/12/2024 9:56:42 AM

PERIOD ENDING 2/29/2024

	ACTUAL LAST YEAR			ACTUAL THIS YEAR				ENCUMBRANCE	BUDGET	UNENCUMBERED BALANCE
	CURRENT MONTH	YEAR TO DATE	%	CURRENT MONTH	%	YEAR TO DATE	%			
REVENUES										
4004 INTERGOVERNMENTAL REVENUE	50.00	9,454.00	3	16,621.83	0	34,059.41	0	0.00	0.00	-34,059.41
4008 INVESTMENT EARNINGS	0.00	0.00	0	1,030.83	0	364.56	0	0.00	0.00	-364.56
4009 MISCELLANEOUS REVENUES	0.00	5,549.12	77	0.00	0	0.00	0	0.00	0.00	0.00
TOTAL REVENUES	50.00	15,003.12	4	17,652.66	0	34,423.97	0	0.00	0.00	-34,423.97
EXPENDITURES										
5001 SALARIES AND WAGES	13,173.40	23,053.45	13	16,242.55	0	27,110.65	0	0.00	0.00	-27,110.65
5003 FRINGE BENEFITS	6,860.72	7,814.91	15	2,700.34	0	5,365.89	0	0.00	0.00	-5,365.89
5010 COMMODITIES	131.57	131.57	2	569.65	0	569.65	0	0.00	0.00	-569.65
5020 SERVICES	13,995.00	16,924.08	15	9,500.88	0	12,372.01	0	0.00	0.00	-12,372.01
TOTAL EXPENDITURES	34,160.69	47,924.01	14	29,013.42	0	45,418.20	0	0.00	0.00	-45,418.20
NET CHANGE IN FUND BALANCE	-34,110.69	-32,920.89		-11,360.76		-10,994.23		0.00	0.00	10,994.23



FUND DEPT 2685-031 : SPECIALTY COURTS FUND - CIRCUIT COURT

3/12/2024 9:56:42 AM

PERIOD ENDING 2/29/2024

	ACTUAL LAST YEAR			ACTUAL THIS YEAR				ENCUMBRANCE	BUDGET	UNENCUMBERED BALANCE
	CURRENT MONTH	YEAR TO DATE	%	CURRENT MONTH	%	YEAR TO DATE	%			
REVENUES										
4004 INTERGOVERNMENTAL REVENUE	2,708.20	2,708.20	5	0.00	0	0.00	0	0.00	0.00	0.00
4007 CHARGES FOR SERVICES	0.00	0.00	0	1,088.25	0	1,088.25	0	0.00	0.00	-1,088.25
4008 INVESTMENT EARNINGS	389.13	635.72	636	2,124.55	0	860.08	0	0.00	0.00	-860.08
TOTAL REVENUES	3,097.33	3,343.92	4	3,212.80	0	1,948.33	0	0.00	0.00	-1,948.33
EXPENDITURES										
5001 SALARIES AND WAGES	3,780.00	6,615.00	12	3,969.00	0	6,945.75	0	0.00	0.00	-6,945.75
5003 FRINGE BENEFITS	388.98	693.21	4	736.07	0	736.07	0	0.00	0.00	-736.07
5010 COMMODITIES	0.00	0.00	0	19.99	100	19.99	100	0.00	19.99	0.00
5020 SERVICES	610.00	706.40	6	108.31	-542	204.93	102	0.00	-19.99	-224.92
							5			
TOTAL EXPENDITURES	4,778.98	8,014.61	9	4,833.37	0	7,906.74	0	0.00	0.00	-7,906.74
OTHER FINANCING SOURCES (USES)										
TOTAL OTHER FINANCING SOURCES (USES)	0.00	0.00		0.00		0.00		0.00	0.00	0.00
NET CHANGE IN FUND BALANCE	-1,681.65	-4,670.69		-1,620.57		-5,958.41		0.00	0.00	5,958.41



FUND DEPT 2685-140 : SPECIALTY COURTS FUND - CORRECTIONAL CENTER

3/12/2024 9:56:42 AM

PERIOD ENDING 2/29/2024

	ACTUAL LAST YEAR			ACTUAL THIS YEAR				ENCUMBRANCE	BUDGET	UNENCUMBERED BALANCE
	CURRENT MONTH	YEAR TO DATE	%	CURRENT MONTH	%	YEAR TO DATE	%			
REVENUES										
TOTAL REVENUES	0.00	0.00	0	0.00	0	0.00	0	0.00	0.00	0.00
NET CHANGE IN FUND BALANCE	0.00	0.00		0.00		0.00		0.00	0.00	0.00



FUND DEPT 2840-016 : ARPA - ADMINISTRATIVE SERVICES

3/12/2024 9:56:42 AM

PERIOD ENDING 2/29/2024

	ACTUAL LAST YEAR			ACTUAL THIS YEAR				ENCUMBRANCE	BUDGET	UNENCUMBERED BALANCE
	CURRENT MONTH	YEAR TO DATE	%	CURRENT MONTH	%	YEAR TO DATE	%			
REVENUES										
4008 INVESTMENT EARNINGS	1,861.20	4,014.45	3	4,315.12	0	8,981.66	0	0.00	0.00	-8,981.66
TOTAL REVENUES	1,861.20	4,014.45	3	4,315.12	0	8,981.66	0	0.00	0.00	-8,981.66
EXPENDITURES										
TOTAL EXPENDITURES	0.00	0.00	0	0.00	0	0.00	0	0.00	0.00	0.00
OTHER FINANCING SOURCES (USES)										
7001 OTHER FINANCING USES	-5,521.65	-5,521.65	0	-5,728.30	0	-5,728.30	0	0.00	0.00	5,728.30
TOTAL OTHER FINANCING SOURCES (USES)	-5,521.65	-5,521.65		-5,728.30		-5,728.30		0.00	0.00	5,728.30
NET CHANGE IN FUND BALANCE	-3,660.45	-1,507.20		-1,413.18		3,253.36		0.00	0.00	-3,253.36



FUND DEPT 2840-043 : ARPA - EMERGENCY MGMT AGCY (EMA)

3/12/2024 9:56:42 AM

PERIOD ENDING 2/29/2024

	ACTUAL LAST YEAR			ACTUAL THIS YEAR				ENCUMBRANCE	BUDGET	UNENCUMBERED BALANCE
	CURRENT MONTH	YEAR TO DATE	%	CURRENT MONTH	%	YEAR TO DATE	%			
REVENUES										
TOTAL REVENUES	<i>0.00</i>	<i>0.00</i>	<i>0</i>	<i>0.00</i>	<i>0</i>	<i>0.00</i>	<i>0</i>	<i>0.00</i>	<i>0.00</i>	<i>0.00</i>
EXPENDITURES										
TOTAL EXPENDITURES	<i>0.00</i>	<i>0.00</i>	<i>0</i>	<i>0.00</i>	<i>0</i>	<i>0.00</i>	<i>0</i>	<i>0.00</i>	<i>0.00</i>	<i>0.00</i>
NET CHANGE IN FUND BALANCE	<i>0.00</i>	<i>0.00</i>		<i>0.00</i>		<i>0.00</i>		<i>0.00</i>	<i>0.00</i>	<i>0.00</i>




FUND DEPT 2840-075 : ARPA - GENERAL COUNTY

3/12/2024 9:56:42 AM

PERIOD ENDING 2/29/2024

	ACTUAL LAST YEAR			ACTUAL THIS YEAR				ENCUMBRANCE	BUDGET	UNENCUMBERED BALANCE
	CURRENT MONTH	YEAR TO DATE	%	CURRENT MONTH	%	YEAR TO DATE	%			
EXPENDITURES										
5001 SALARIES AND WAGES	0.00	0.00	0	0.00	0	1,159.95	0	0.00	0.00	-1,159.95
5003 FRINGE BENEFITS	0.00	0.00	0	119.50	0	12.47	0	0.00	0.00	-12.47
5010 COMMODITIES	0.00	190.91	99	0.00	0	0.00	0	0.00	0.00	0.00
5020 SERVICES	42,120.00	60,985.50	1	559,178.21	0	830,832.67	0	0.00	0.00	-830,832.67
8000 CAPITAL OUTLAY	0.00	507,531.00	6	0.00	0	0.00	0	0.00	0.00	0.00
TOTAL EXPENDITURES	42,120.00	568,707.41	4	559,297.71	0	832,005.09	0	0.00	0.00	-832,005.09
OTHER FINANCING SOURCES (USES)										
TOTAL OTHER FINANCING SOURCES (USES)	0.00	0.00		0.00		0.00		0.00	0.00	0.00
NET CHANGE IN FUND BALANCE	-42,120.00	-568,707.41		-559,297.71		-832,005.09		0.00	0.00	832,005.09



PERIOD ENDING 2/29/2024

	ACTUAL LAST YEAR			ACTUAL THIS YEAR				ENCUMBRANCE	BUDGET	UNENCUMBERED BALANCE
	CURRENT MONTH	YEAR TO DATE	%	CURRENT MONTH	%	YEAR TO DATE	%			
REVENUES										
<i>TOTAL REVENUES</i>	<i>0.00</i>	<i>0.00</i>	<i>0</i>	<i>0.00</i>	<i>0</i>	<i>0.00</i>	<i>0</i>	<i>0.00</i>	<i>0.00</i>	<i>0.00</i>
EXPENDITURES										
<i>TOTAL EXPENDITURES</i>	<i>0.00</i>	<i>0.00</i>	<i>0</i>	<i>0.00</i>	<i>0</i>	<i>0.00</i>	<i>0</i>	<i>0.00</i>	<i>0.00</i>	<i>0.00</i>
NET CHANGE IN FUND BALANCE	0.00	0.00		0.00		0.00		0.00	0.00	0.00



FUND DEPT 3105-010 : CAPITAL ASSET REPLCMT FND - COUNTY BOARD

3/12/2024 9:56:42 AM

PERIOD ENDING 2/29/2024

	ACTUAL LAST YEAR			ACTUAL THIS YEAR				ENCUMBRANCE	BUDGET	UNENCUMBERED BALANCE
	CURRENT MONTH	YEAR TO DATE	%	CURRENT MONTH	%	YEAR TO DATE	%			
REVENUES										
4008 INVESTMENT EARNINGS	55,206.20	84,789.58	283	111,257.05	0	2,469.60	0	0.00	0.00	-2,469.60
TOTAL REVENUES	55,206.20	84,789.58	283	111,257.05	0	2,469.60	0	0.00	0.00	-2,469.60
EXPENDITURES										
5020 SERVICES	38,592.00	38,592.00	3	0.00	0	16,342.50	0	0.00	0.00	-16,342.50
TOTAL EXPENDITURES	38,592.00	38,592.00	3	0.00	0	16,342.50	0	0.00	0.00	-16,342.50
OTHER FINANCING SOURCES (USES)										
TOTAL OTHER FINANCING SOURCES (USES)	0.00	0.00		0.00		0.00		0.00	0.00	0.00
NET CHANGE IN FUND BALANCE	16,614.20	46,197.58		111,257.05		-13,872.90		0.00	0.00	13,872.90



PERIOD ENDING 2/29/2024

	ACTUAL LAST YEAR			ACTUAL THIS YEAR				ENCUMBRANCE	BUDGET	UNENCUMBERED BALANCE
	CURRENT MONTH	YEAR TO DATE	%	CURRENT MONTH	%	YEAR TO DATE	%			
REVENUES										
<i>TOTAL REVENUES</i>	<i>0.00</i>	<i>0.00</i>	<i>0</i>	<i>0.00</i>	<i>0</i>	<i>0.00</i>	<i>0</i>	<i>0.00</i>	<i>0.00</i>	<i>0.00</i>
EXPENDITURES										
<i>TOTAL EXPENDITURES</i>	<i>0.00</i>	<i>0.00</i>	<i>0</i>	<i>0.00</i>	<i>0</i>	<i>0.00</i>	<i>0</i>	<i>0.00</i>	<i>0.00</i>	<i>0.00</i>
OTHER FINANCING SOURCES (USES)										
<i>TOTAL OTHER FINANCING SOURCES (USES)</i>	<i>0.00</i>	<i>0.00</i>		<i>0.00</i>		<i>0.00</i>		<i>0.00</i>	<i>0.00</i>	<i>0.00</i>
NET CHANGE IN FUND BALANCE	0.00	0.00		0.00		0.00		0.00	0.00	0.00



FUND DEPT 3105-020 : CAPITAL ASSET REPLCMT FND - AUDITOR

3/12/2024 9:56:42 AM

PERIOD ENDING 2/29/2024

	ACTUAL LAST YEAR			ACTUAL THIS YEAR				ENCUMBRANCE	BUDGET	UNENCUMBERED BALANCE
	CURRENT MONTH	YEAR TO DATE	%	CURRENT MONTH	%	YEAR TO DATE	%			
EXPENDITURES										
<i>TOTAL EXPENDITURES</i>	<i>0.00</i>	<i>0.00</i>	<i>0</i>	<i>0.00</i>	<i>0</i>	<i>0.00</i>	<i>0</i>	<i>0.00</i>	<i>0.00</i>	<i>0.00</i>
OTHER FINANCING SOURCES (USES)										
<i>TOTAL OTHER FINANCING SOURCES (USES)</i>	<i>0.00</i>	<i>0.00</i>		<i>0.00</i>		<i>0.00</i>		<i>0.00</i>	<i>0.00</i>	<i>0.00</i>
NET CHANGE IN FUND BALANCE	0.00	0.00		0.00		0.00		0.00	0.00	0.00



FUND DEPT 3105-021 : CAPITAL ASSET REPLCMT FND - BOARD OF REVIEW

3/12/2024 9:56:42 AM

PERIOD ENDING 2/29/2024

	ACTUAL LAST YEAR			ACTUAL THIS YEAR				ENCUMBRANCE	BUDGET	UNENCUMBERED BALANCE
	CURRENT MONTH	YEAR TO DATE	%	CURRENT MONTH	%	YEAR TO DATE	%			
EXPENDITURES										
TOTAL EXPENDITURES	0.00	0.00	0	0.00	0	0.00	0	0.00	0.00	0.00
OTHER FINANCING SOURCES (USES)										
TOTAL OTHER FINANCING SOURCES (USES)	0.00	0.00		0.00		0.00		0.00	0.00	0.00
NET CHANGE IN FUND BALANCE	0.00	0.00		0.00		0.00		0.00	0.00	0.00



PERIOD ENDING 2/29/2024

	ACTUAL LAST YEAR			ACTUAL THIS YEAR				ENCUMBRANCE	BUDGET	UNENCUMBERED BALANCE
	CURRENT MONTH	YEAR TO DATE	%	CURRENT MONTH	%	YEAR TO DATE	%			
EXPENDITURES										
<i>TOTAL EXPENDITURES</i>	<i>0.00</i>	<i>0.00</i>	<i>0</i>	<i>0.00</i>	<i>0</i>	<i>0.00</i>	<i>0</i>	<i>0.00</i>	<i>0.00</i>	<i>0.00</i>
OTHER FINANCING SOURCES (USES)										
<i>TOTAL OTHER FINANCING SOURCES (USES)</i>	<i>0.00</i>	<i>0.00</i>		<i>0.00</i>		<i>0.00</i>		<i>0.00</i>	<i>0.00</i>	<i>0.00</i>
NET CHANGE IN FUND BALANCE	0.00	0.00		0.00		0.00		0.00	0.00	0.00




PERIOD ENDING 2/29/2024

	ACTUAL LAST YEAR			ACTUAL THIS YEAR				ENCUMBRANCE	BUDGET	UNENCUMBERED BALANCE
	CURRENT MONTH	YEAR TO DATE	%	CURRENT MONTH	%	YEAR TO DATE	%			
EXPENDITURES										
5010 COMMODITIES	0.00	0.00	0	0.00	0	0.00	0	0.00	-50.00	-50.00
5020 SERVICES	0.00	5,852.21	98	0.00	0	22,604.17	45208	0.00	50.00	-22,554.17
TOTAL EXPENDITURES	0.00	5,852.21	42	0.00	0	22,604.17	0	0.00	0.00	-22,604.17
OTHER FINANCING SOURCES (USES)										
TOTAL OTHER FINANCING SOURCES (USES)	0.00	0.00		0.00		0.00		0.00	0.00	0.00
NET CHANGE IN FUND BALANCE	0.00	-5,852.21		0.00		-22,604.17		0.00	0.00	22,604.17



PERIOD ENDING 2/29/2024

	ACTUAL LAST YEAR			ACTUAL THIS YEAR				ENCUMBRANCE	BUDGET	UNENCUMBERED BALANCE
	CURRENT MONTH	YEAR TO DATE	%	CURRENT MONTH	%	YEAR TO DATE	%			
EXPENDITURES										
TOTAL EXPENDITURES	0.00	0.00	0	0.00	0	0.00	0	0.00	0.00	0.00
OTHER FINANCING SOURCES (USES)										
TOTAL OTHER FINANCING SOURCES (USES)	0.00	0.00		0.00		0.00		0.00	0.00	0.00
NET CHANGE IN FUND BALANCE	0.00	0.00		0.00		0.00		0.00	0.00	0.00



FUND DEPT 3105-028 : CAPITAL ASSET REPLCMT FND - INFORMATION TECHNOLOGY (IT)

3/12/2024 9:56:42 AM

PERIOD ENDING 2/29/2024

	ACTUAL LAST YEAR			ACTUAL THIS YEAR				ENCUMBRANCE	BUDGET	UNENCUMBERED BALANCE
	CURRENT MONTH	YEAR TO DATE	%	CURRENT MONTH	%	YEAR TO DATE	%			
REVENUES										
4009 MISCELLANEOUS REVENUES	0.00	35,205.31	0	0.00	0	0.00	0	0.00	0.00	0.00
TOTAL REVENUES	0.00	35,205.31	0	0.00	0	0.00	0	0.00	0.00	0.00
EXPENDITURES										
5020 SERVICES	156,519.31	336,016.10	39	249,610.66	509 8	374,205.32	764 3	19,315.60	4,896.00	-388,624.92
8000 CAPITAL OUTLAY	0.00	0.00	0	0.00	0	0.00	0	40,103.96	-4,896.00	-44,999.96
TOTAL EXPENDITURES	156,519.31	336,016.10	19	249,610.66	0	374,205.32	0	59,419.56	0.00	-433,624.88
OTHER FINANCING SOURCES (USES)										
TOTAL OTHER FINANCING SOURCES (USES)	0.00	0.00		0.00		0.00		0.00	0.00	0.00
NET CHANGE IN FUND BALANCE	-156,519.31	-300,810.79		-249,610.66		-374,205.32		-59,419.56	0.00	433,624.88



FUND DEPT 3105-036 : CAPITAL ASSET REPLCMT FND - PUBLIC DEFENDER

3/12/2024 9:56:42 AM

PERIOD ENDING 2/29/2024

	ACTUAL LAST YEAR			ACTUAL THIS YEAR				ENCUMBRANCE	BUDGET	UNENCUMBERED BALANCE
	CURRENT MONTH	YEAR TO DATE	%	CURRENT MONTH	%	YEAR TO DATE	%			
EXPENDITURES										
8000 CAPITAL OUTLAY	0.00	0.00	0	0.00	0	27,193.00	0	0.00	0.00	-27,193.00
TOTAL EXPENDITURES	0.00	0.00	0	0.00	0	27,193.00	0	0.00	0.00	-27,193.00
OTHER FINANCING SOURCES (USES)										
TOTAL OTHER FINANCING SOURCES (USES)	0.00	0.00		0.00		0.00		0.00	0.00	0.00
NET CHANGE IN FUND BALANCE	0.00	0.00		0.00		-27,193.00		0.00	0.00	27,193.00



FUND DEPT 3105-040 : CAPITAL ASSET REPLCMT FND - SHERIFF

3/12/2024 9:56:42 AM

PERIOD ENDING 2/29/2024

	ACTUAL LAST YEAR			ACTUAL THIS YEAR				ENCUMBRANCE	BUDGET	UNENCUMBERED BALANCE
	CURRENT MONTH	YEAR TO DATE	%	CURRENT MONTH	%	YEAR TO DATE	%			
EXPENDITURES										
5020 SERVICES	0.00	8,520.00	25	0.00	0	8,775.60	0	0.00	0.00	-8,775.60
TOTAL EXPENDITURES	0.00	8,520.00	14	0.00	0	8,775.60	0	0.00	0.00	-8,775.60
OTHER FINANCING SOURCES (USES)										
TOTAL OTHER FINANCING SOURCES (USES)	0.00	0.00		0.00		0.00		0.00	0.00	0.00
NET CHANGE IN FUND BALANCE	0.00	-8,520.00		0.00		-8,775.60		0.00	0.00	8,775.60



PERIOD ENDING 2/29/2024

	ACTUAL LAST YEAR			ACTUAL THIS YEAR				ENCUMBRANCE	BUDGET	UNENCUMBERED BALANCE
	CURRENT MONTH	YEAR TO DATE	%	CURRENT MONTH	%	YEAR TO DATE	%			
EXPENDITURES										
TOTAL EXPENDITURES	0.00	0.00	0	0.00	0	0.00	0	0.00	0.00	0.00
OTHER FINANCING SOURCES (USES)										
TOTAL OTHER FINANCING SOURCES (USES)	0.00	0.00		0.00		0.00		0.00	0.00	0.00
NET CHANGE IN FUND BALANCE	0.00	0.00		0.00		0.00		0.00	0.00	0.00




FUND DEPT 3105-042 : CAPITAL ASSET REPLCMT FND - CORONER

3/12/2024 9:56:42 AM

PERIOD ENDING 2/29/2024

	ACTUAL LAST YEAR			ACTUAL THIS YEAR				ENCUMBRANCE	BUDGET	UNENCUMBERED BALANCE
	CURRENT MONTH	YEAR TO DATE	%	CURRENT MONTH	%	YEAR TO DATE	%			
EXPENDITURES										
TOTAL EXPENDITURES	0.00	0.00	0	0.00	0	0.00	0	0.00	0.00	0.00
OTHER FINANCING SOURCES (USES)										
TOTAL OTHER FINANCING SOURCES (USES)	0.00	0.00		0.00		0.00		0.00	0.00	0.00
NET CHANGE IN FUND BALANCE	0.00	0.00		0.00		0.00		0.00	0.00	0.00



PERIOD ENDING 2/29/2024

	ACTUAL LAST YEAR			ACTUAL THIS YEAR				ENCUMBRANCE	BUDGET	UNENCUMBERED BALANCE
	CURRENT MONTH	YEAR TO DATE	%	CURRENT MONTH	%	YEAR TO DATE	%			
EXPENDITURES										
TOTAL EXPENDITURES	0.00	0.00	0	0.00	0	0.00	0	0.00	0.00	0.00
OTHER FINANCING SOURCES (USES)										
TOTAL OTHER FINANCING SOURCES (USES)	0.00	0.00		0.00		0.00		0.00	0.00	0.00
NET CHANGE IN FUND BALANCE	0.00	0.00		0.00		0.00		0.00	0.00	0.00



FUND DEPT 3105-051 : CAPITAL ASSET REPLCMT FND - JUVENILE DETENTION CENTER

3/12/2024 9:56:42 AM

PERIOD ENDING 2/29/2024

	ACTUAL LAST YEAR			ACTUAL THIS YEAR				ENCUMBRANCE	BUDGET	UNENCUMBERED BALANCE
	CURRENT MONTH	YEAR TO DATE	%	CURRENT MONTH	%	YEAR TO DATE	%			
EXPENDITURES										
5020 SERVICES	0.00	3,995.00	57	0.00	0	3,995.00	0	0.00	0.00	-3,995.00
TOTAL EXPENDITURES	0.00	3,995.00	5	0.00	0	3,995.00	0	0.00	0.00	-3,995.00
OTHER FINANCING SOURCES (USES)										
TOTAL OTHER FINANCING SOURCES (USES)	0.00	0.00		0.00		0.00		0.00	0.00	0.00
NET CHANGE IN FUND BALANCE	0.00	-3,995.00		0.00		-3,995.00		0.00	0.00	3,995.00



FUND DEPT 3105-052 : CAPITAL ASSET REPLCMT FND - COURT SERVICES -PROBATION

3/12/2024 9:56:42 AM

PERIOD ENDING 2/29/2024

	ACTUAL LAST YEAR			ACTUAL THIS YEAR				ENCUMBRANCE	BUDGET	UNENCUMBERED BALANCE
	CURRENT MONTH	YEAR TO DATE	%	CURRENT MONTH	%	YEAR TO DATE	%			
EXPENDITURES										
TOTAL EXPENDITURES	0.00	0.00	0	0.00	0	0.00	0	0.00	0.00	0.00
OTHER FINANCING SOURCES (USES)										
TOTAL OTHER FINANCING SOURCES (USES)	0.00	0.00		0.00		0.00		0.00	0.00	0.00
NET CHANGE IN FUND BALANCE	0.00	0.00		0.00		0.00		0.00	0.00	0.00




FUND DEPT 3105-059 : CAPITAL ASSET REPLCMT FND - FACILITIES PLANNING

3/12/2024 9:56:42 AM

PERIOD ENDING 2/29/2024

	ACTUAL LAST YEAR			ACTUAL THIS YEAR				ENCUMBRANCE	BUDGET	UNENCUMBERED BALANCE
	CURRENT MONTH	YEAR TO DATE	%	CURRENT MONTH	%	YEAR TO DATE	%			
REVENUES										
4008 INVESTMENT EARNINGS	70,332.01	76,219.62	0	87,883.31	0	214,781.69	0	0.00	0.00	-214,781.69
4009 MISCELLANEOUS REVENUES	32,808.77	32,808.77	0	235.00	0	235.00	0	0.00	0.00	-235.00
TOTAL REVENUES	103,140.78	109,028.39	0	88,118.31	0	215,016.69	0	0.00	0.00	-215,016.69
EXPENDITURES										
5020 SERVICES	916.96	7,251.96	2	0.00	0	0.00	0	0.00	0.00	0.00
8000 CAPITAL OUTLAY	112,603.50	245,498.10	1	1,576,430.01	0	1,576,430.01	0	0.00	0.00	-1,576,430.01
TOTAL EXPENDITURES	113,520.46	252,750.06	1	1,576,430.01	0	1,576,430.01	0	0.00	0.00	-1,576,430.01
OTHER FINANCING SOURCES (USES)										
TOTAL OTHER FINANCING SOURCES (USES)	0.00	0.00		0.00		0.00		0.00	0.00	0.00
NET CHANGE IN FUND BALANCE	-10,379.68	-143,721.67		-1,488,311.70		-1,361,413.32		0.00	0.00	1,361,413.32



PERIOD ENDING 2/29/2024

	ACTUAL LAST YEAR			ACTUAL THIS YEAR				ENCUMBRANCE	BUDGET	UNENCUMBERED BALANCE
	CURRENT MONTH	YEAR TO DATE	%	CURRENT MONTH	%	YEAR TO DATE	%			
EXPENDITURES										
5010 COMMODITIES	0.00	0.00	0	2,150.15	0	2,150.15	0	0.00	0.00	-2,150.15
8000 CAPITAL OUTLAY	0.00	0.00	0	146,349.07	0	170,777.07	0	5,809.75	0.00	-176,586.82
TOTAL EXPENDITURES	0.00	0.00	0	148,499.22	0	172,927.22	0	5,809.75	0.00	-178,736.97
OTHER FINANCING SOURCES (USES)										
TOTAL OTHER FINANCING SOURCES (USES)	0.00	0.00		0.00		0.00		0.00	0.00	0.00
NET CHANGE IN FUND BALANCE	0.00	0.00		-148,499.22		-172,927.22		-5,809.75	0.00	178,736.97




FUND DEPT 3105-075 : CAPITAL ASSET REPLCMT FND - GENERAL COUNTY

3/12/2024 9:56:42 AM

PERIOD ENDING 2/29/2024

	ACTUAL LAST YEAR			ACTUAL THIS YEAR				ENCUMBRANCE	BUDGET	UNENCUMBERED BALANCE
	CURRENT MONTH	YEAR TO DATE	%	CURRENT MONTH	%	YEAR TO DATE	%			
OTHER FINANCING SOURCES (USES)										
TOTAL OTHER FINANCING SOURCES (USES)	<i>0.00</i>	<i>0.00</i>		<i>0.00</i>		<i>0.00</i>		<i>0.00</i>	<i>0.00</i>	<i>0.00</i>
NET CHANGE IN FUND BALANCE	0.00	0.00		0.00		0.00		0.00	0.00	0.00



PERIOD ENDING 2/29/2024

	ACTUAL LAST YEAR			ACTUAL THIS YEAR				ENCUMBRANCE	BUDGET	UNENCUMBERED BALANCE
	CURRENT MONTH	YEAR TO DATE	%	CURRENT MONTH	%	YEAR TO DATE	%			
EXPENDITURES										
TOTAL EXPENDITURES	0.00	0.00	0	0.00	0	0.00	0	0.00	0.00	0.00
OTHER FINANCING SOURCES (USES)										
TOTAL OTHER FINANCING SOURCES (USES)	0.00	0.00		0.00		0.00		0.00	0.00	0.00
NET CHANGE IN FUND BALANCE	0.00	0.00		0.00		0.00		0.00	0.00	0.00



FUND DEPT 3105-140 : CAPITAL ASSET REPLCMT FND - CORRECTIONAL CENTER

3/12/2024 9:56:42 AM

PERIOD ENDING 2/29/2024

	ACTUAL LAST YEAR			ACTUAL THIS YEAR				ENCUMBRANCE	BUDGET	UNENCUMBERED BALANCE
	CURRENT MONTH	YEAR TO DATE	%	CURRENT MONTH	%	YEAR TO DATE	%			
EXPENDITURES										
5020 SERVICES	0.00	26,328.50	18	81,355.06	0	108,473.42	0	0.00	0.00	-108,473.42
TOTAL EXPENDITURES	0.00	26,328.50	7	81,355.06	0	108,473.42	0	0.00	0.00	-108,473.42
OTHER FINANCING SOURCES (USES)										
TOTAL OTHER FINANCING SOURCES (USES)	0.00	0.00		0.00		0.00		0.00	0.00	0.00
NET CHANGE IN FUND BALANCE	0.00	-26,328.50		-81,355.06		-108,473.42		0.00	0.00	108,473.42



FUND DEPT 3303-010 : COURT COMPLEX CONSTR FUND - COUNTY BOARD

3/12/2024 9:56:42 AM

PERIOD ENDING 2/29/2024

	ACTUAL LAST YEAR			ACTUAL THIS YEAR				ENCUMBRANCE	BUDGET	UNENCUMBERED BALANCE
	CURRENT MONTH	YEAR TO DATE	%	CURRENT MONTH	%	YEAR TO DATE	%			
REVENUES										
4008 INVESTMENT EARNINGS	24.15	38.54	77	532.87	0	93.49	0	0.00	0.00	-93.49
TOTAL REVENUES	24.15	38.54	77	532.87	0	93.49	0	0.00	0.00	-93.49
EXPENDITURES										
TOTAL EXPENDITURES	0.00	0.00	0	0.00	0	0.00	0	0.00	0.00	0.00
OTHER FINANCING SOURCES (USES)										
TOTAL OTHER FINANCING SOURCES (USES)	0.00	0.00		0.00		0.00		0.00	0.00	0.00
NET CHANGE IN FUND BALANCE	24.15	38.54		532.87		93.49		0.00	0.00	-93.49



FUND DEPT 4074-010 : 2003 NURS HM BOND DBT SRV - COUNTY BOARD

3/12/2024 9:56:42 AM

PERIOD ENDING 2/29/2024

	ACTUAL LAST YEAR			ACTUAL THIS YEAR				ENCUMBRANCE	BUDGET	UNENCUMBERED BALANCE
	CURRENT MONTH	YEAR TO DATE	%	CURRENT MONTH	%	YEAR TO DATE	%			
REVENUES										
TOTAL REVENUES	0.00	0.00	0	0.00	0	0.00	0	0.00	0.00	0.00
EXPENDITURES										
TOTAL EXPENDITURES	0.00	0.00	0	0.00	0	0.00	0	0.00	0.00	0.00
OTHER FINANCING SOURCES (USES)										
TOTAL OTHER FINANCING SOURCES (USES)	0.00	0.00		0.00		0.00		0.00	0.00	0.00
NET CHANGE IN FUND BALANCE	0.00	0.00		0.00		0.00		0.00	0.00	0.00



FUND DEPT 4350-010 : HWY FACIL BOND DEBT SERVICE - COUNTY BOARD

3/12/2024 9:56:42 AM

PERIOD ENDING 2/29/2024

	ACTUAL LAST YEAR			ACTUAL THIS YEAR				ENCUMBRANCE	BUDGET	UNENCUMBERED BALANCE
	CURRENT MONTH	YEAR TO DATE	%	CURRENT MONTH	%	YEAR TO DATE	%			
REVENUES										
TOTAL REVENUES	0.00	0.00	0	0.00	0	0.00	0	0.00	0.00	0.00
OTHER FINANCING SOURCES (USES)										
TOTAL OTHER FINANCING SOURCES (USES)	0.00	0.00		0.00		0.00		0.00	0.00	0.00
NET CHANGE IN FUND BALANCE	0.00	0.00		0.00		0.00		0.00	0.00	0.00



FUND DEPT 5081-075 : NURSING HOME - GENERAL COUNTY

3/12/2024 9:56:42 AM

PERIOD ENDING 2/29/2024

	ACTUAL LAST YEAR			ACTUAL THIS YEAR				ENCUMBRANCE	BUDGET	UNENCUMBERED BALANCE
	CURRENT MONTH	YEAR TO DATE	%	CURRENT MONTH	%	YEAR TO DATE	%			
OTHER FINANCING SOURCES (USES)										
TOTAL OTHER FINANCING SOURCES (USES)	<i>0.00</i>	<i>0.00</i>		<i>0.00</i>		<i>0.00</i>		<i>0.00</i>	<i>0.00</i>	<i>0.00</i>
NET CHANGE IN FUND BALANCE	0.00	0.00		0.00		0.00		0.00	0.00	0.00



FUND DEPT 5081-120 : NURSING HOME - EMPLOYEE GROUP INSURANCE

3/12/2024 9:56:42 AM

PERIOD ENDING 2/29/2024

	ACTUAL LAST YEAR			ACTUAL THIS YEAR				ENCUMBRANCE	BUDGET	UNENCUMBERED BALANCE
	CURRENT MONTH	YEAR TO DATE	%	CURRENT MONTH	%	YEAR TO DATE	%			
OTHER FINANCING SOURCES (USES)										
TOTAL OTHER FINANCING SOURCES (USES)	<i>0.00</i>	<i>0.00</i>		<i>0.00</i>		<i>0.00</i>		<i>0.00</i>	<i>0.00</i>	<i>0.00</i>
NET CHANGE IN FUND BALANCE	0.00	0.00		0.00		0.00		0.00	0.00	0.00



FUND DEPT 5081-405 : NURSING HOME - NURSING HOME TRANSITION

3/12/2024 9:56:42 AM

PERIOD ENDING 2/29/2024

	ACTUAL LAST YEAR			ACTUAL THIS YEAR				ENCUMBRANCE	BUDGET	UNENCUMBERED BALANCE
	CURRENT MONTH	YEAR TO DATE	%	CURRENT MONTH	%	YEAR TO DATE	%			
REVENUES										
TOTAL REVENUES	0.00	0.00	0	0.00	0	0.00	0	0.00	0.00	0.00
EXPENDITURES										
TOTAL EXPENDITURES	0.00	0.00	0	0.00	0	0.00	0	0.00	0.00	0.00
OTHER FINANCING SOURCES (USES)										
TOTAL OTHER FINANCING SOURCES (USES)	0.00	0.00		0.00		0.00		0.00	0.00	0.00
NET CHANGE IN FUND BALANCE	0.00	0.00		0.00		0.00		0.00	0.00	0.00



FUND DEPT 5081-410 : NURSING HOME - ADMINISTRATIVE

3/12/2024 9:56:42 AM

PERIOD ENDING 2/29/2024

	ACTUAL LAST YEAR			ACTUAL THIS YEAR				ENCUMBRANCE	BUDGET	UNENCUMBERED BALANCE
	CURRENT MONTH	YEAR TO DATE	%	CURRENT MONTH	%	YEAR TO DATE	%			
REVENUES										
4008 INVESTMENT EARNINGS	324.10	661.01	165	333.87	0	688.94	0	0.00	0.00	-688.94
TOTAL REVENUES	324.10	661.01	165	333.87	0	688.94	0	0.00	0.00	-688.94
EXPENDITURES										
5020 SERVICES	12,007.80	12,007.80	7	4,503.25	0	4,503.25	0	0.00	0.00	-4,503.25
TOTAL EXPENDITURES	12,007.80	12,007.80	7	4,503.25	0	4,503.25	0	0.00	0.00	-4,503.25
OTHER FINANCING SOURCES (USES)										
TOTAL OTHER FINANCING SOURCES (USES)	0.00	0.00		0.00		0.00		0.00	0.00	0.00
NET CHANGE IN FUND BALANCE	-11,683.70	-11,346.79		-4,169.38		-3,814.31		0.00	0.00	3,814.31



FUND DEPT 5081-415 : NURSING HOME - ENVIRONMENTAL SERVICES

3/12/2024 9:56:42 AM

PERIOD ENDING 2/29/2024

	ACTUAL LAST YEAR			ACTUAL THIS YEAR				ENCUMBRANCE	BUDGET	UNENCUMBERED BALANCE
	CURRENT MONTH	YEAR TO DATE	%	CURRENT MONTH	%	YEAR TO DATE	%			
EXPENDITURES										
TOTAL EXPENDITURES	0.00	0.00	0	0.00	0	0.00	0	0.00	0.00	0.00
NET CHANGE IN FUND BALANCE	0.00	0.00		0.00		0.00		0.00	0.00	0.00



FUND DEPT 5081-420 : NURSING HOME - LAUNDRY

3/12/2024 9:56:42 AM

PERIOD ENDING 2/29/2024

	ACTUAL LAST YEAR			ACTUAL THIS YEAR				ENCUMBRANCE	BUDGET	UNENCUMBERED BALANCE
	CURRENT MONTH	YEAR TO DATE	%	CURRENT MONTH	%	YEAR TO DATE	%			
EXPENDITURES										
TOTAL EXPENDITURES	0.00	0.00	0	0.00	0	0.00	0	0.00	0.00	0.00
NET CHANGE IN FUND BALANCE	0.00	0.00		0.00		0.00		0.00	0.00	0.00



FUND DEPT 5081-425 : NURSING HOME - MAINTENANCE

3/12/2024 9:56:42 AM

PERIOD ENDING 2/29/2024

	ACTUAL LAST YEAR			ACTUAL THIS YEAR				ENCUMBRANCE	BUDGET	UNENCUMBERED BALANCE
	CURRENT MONTH	YEAR TO DATE	%	CURRENT MONTH	%	YEAR TO DATE	%			
EXPENDITURES										
TOTAL EXPENDITURES	0.00	0.00	0	0.00	0	0.00	0	0.00	0.00	0.00
NET CHANGE IN FUND BALANCE	0.00	0.00		0.00		0.00		0.00	0.00	0.00



FUND DEPT 5081-430 : NURSING HOME - NURSING SERVICES

3/12/2024 9:56:42 AM

PERIOD ENDING 2/29/2024

	ACTUAL LAST YEAR			ACTUAL THIS YEAR				ENCUMBRANCE	BUDGET	UNENCUMBERED BALANCE
	CURRENT MONTH	YEAR TO DATE	%	CURRENT MONTH	%	YEAR TO DATE	%			
EXPENDITURES										
TOTAL EXPENDITURES	0.00	0.00	0	0.00	0	0.00	0	0.00	0.00	0.00
NET CHANGE IN FUND BALANCE	0.00	0.00		0.00		0.00		0.00	0.00	0.00



FUND DEPT 5081-440 : NURSING HOME - ACTIVITIES

3/12/2024 9:56:42 AM

PERIOD ENDING 2/29/2024

	ACTUAL LAST YEAR			ACTUAL THIS YEAR				ENCUMBRANCE	BUDGET	UNENCUMBERED BALANCE
	CURRENT MONTH	YEAR TO DATE	%	CURRENT MONTH	%	YEAR TO DATE	%			
EXPENDITURES										
TOTAL EXPENDITURES	0.00	0.00	0	0.00	0	0.00	0	0.00	0.00	0.00
NET CHANGE IN FUND BALANCE	0.00	0.00		0.00		0.00		0.00	0.00	0.00



FUND DEPT 5081-441 : NURSING HOME - SOCIAL SERVICES

3/12/2024 9:56:42 AM

PERIOD ENDING 2/29/2024

	ACTUAL LAST YEAR			ACTUAL THIS YEAR				ENCUMBRANCE	BUDGET	UNENCUMBERED BALANCE
	CURRENT MONTH	YEAR TO DATE	%	CURRENT MONTH	%	YEAR TO DATE	%			
EXPENDITURES										
TOTAL EXPENDITURES	0.00	0.00	0	0.00	0	0.00	0	0.00	0.00	0.00
NET CHANGE IN FUND BALANCE	0.00	0.00		0.00		0.00		0.00	0.00	0.00



FUND DEPT 5081-445 : NURSING HOME - PHYSICAL THERAPY

3/12/2024 9:56:42 AM

PERIOD ENDING 2/29/2024

	ACTUAL LAST YEAR			ACTUAL THIS YEAR				ENCUMBRANCE	BUDGET	UNENCUMBERED BALANCE
	CURRENT MONTH	YEAR TO DATE	%	CURRENT MONTH	%	YEAR TO DATE	%			
EXPENDITURES										
TOTAL EXPENDITURES	0.00	0.00	0	0.00	0	0.00	0	0.00	0.00	0.00
NET CHANGE IN FUND BALANCE	0.00	0.00		0.00		0.00		0.00	0.00	0.00



FUND DEPT 5081-446 : NURSING HOME - OCCUPATIONAL THERAPY

3/12/2024 9:56:42 AM

PERIOD ENDING 2/29/2024

	ACTUAL LAST YEAR			ACTUAL THIS YEAR				ENCUMBRANCE	BUDGET	UNENCUMBERED BALANCE
	CURRENT MONTH	YEAR TO DATE	%	CURRENT MONTH	%	YEAR TO DATE	%			
EXPENDITURES										
TOTAL EXPENDITURES	0.00	0.00	0	0.00	0	0.00	0	0.00	0.00	0.00
NET CHANGE IN FUND BALANCE	0.00	0.00		0.00		0.00		0.00	0.00	0.00



FUND DEPT 5081-447 : NURSING HOME - RESPIRATORY THERAPY

3/12/2024 9:56:42 AM

PERIOD ENDING 2/29/2024

	ACTUAL LAST YEAR			ACTUAL THIS YEAR				ENCUMBRANCE	BUDGET	UNENCUMBERED BALANCE
	CURRENT MONTH	YEAR TO DATE	%	CURRENT MONTH	%	YEAR TO DATE	%			
EXPENDITURES										
TOTAL EXPENDITURES	0.00	0.00	0	0.00	0	0.00	0	0.00	0.00	0.00
NET CHANGE IN FUND BALANCE	0.00	0.00		0.00		0.00		0.00	0.00	0.00



FUND DEPT 5081-448 : NURSING HOME - SPEECH THERAPY

3/12/2024 9:56:42 AM

PERIOD ENDING 2/29/2024

	ACTUAL LAST YEAR			ACTUAL THIS YEAR				ENCUMBRANCE	BUDGET	UNENCUMBERED BALANCE
	CURRENT MONTH	YEAR TO DATE	%	CURRENT MONTH	%	YEAR TO DATE	%			
EXPENDITURES										
TOTAL EXPENDITURES	0.00	0.00	0	0.00	0	0.00	0	0.00	0.00	0.00
NET CHANGE IN FUND BALANCE	0.00	0.00		0.00		0.00		0.00	0.00	0.00




FUND DEPT 5081-450 : NURSING HOME - DIETARY

3/12/2024 9:56:42 AM

PERIOD ENDING 2/29/2024

	ACTUAL LAST YEAR			ACTUAL THIS YEAR				ENCUMBRANCE	BUDGET	UNENCUMBERED BALANCE
	CURRENT MONTH	YEAR TO DATE	%	CURRENT MONTH	%	YEAR TO DATE	%			
EXPENDITURES										
TOTAL EXPENDITURES	0.00	0.00	0	0.00	0	0.00	0	0.00	0.00	0.00
NET CHANGE IN FUND BALANCE	0.00	0.00		0.00		0.00		0.00	0.00	0.00



FUND DEPT 5081-455 : NURSING HOME - BEAUTY SHOP

3/12/2024 9:56:42 AM

PERIOD ENDING 2/29/2024

	ACTUAL LAST YEAR			ACTUAL THIS YEAR				ENCUMBRANCE	BUDGET	UNENCUMBERED BALANCE
	CURRENT MONTH	YEAR TO DATE	%	CURRENT MONTH	%	YEAR TO DATE	%			
EXPENDITURES										
TOTAL EXPENDITURES	0.00	0.00	0	0.00	0	0.00	0	0.00	0.00	0.00
NET CHANGE IN FUND BALANCE	0.00	0.00		0.00		0.00		0.00	0.00	0.00



FUND DEPT 5081-460 : NURSING HOME - ADULT DAY CARE

3/12/2024 9:56:42 AM

PERIOD ENDING 2/29/2024

	ACTUAL LAST YEAR			ACTUAL THIS YEAR				ENCUMBRANCE	BUDGET	UNENCUMBERED BALANCE
	CURRENT MONTH	YEAR TO DATE	%	CURRENT MONTH	%	YEAR TO DATE	%			
EXPENDITURES										
TOTAL EXPENDITURES	0.00	0.00	0	0.00	0	0.00	0	0.00	0.00	0.00
NET CHANGE IN FUND BALANCE	0.00	0.00		0.00		0.00		0.00	0.00	0.00



FUND DEPT 5081-462 : NURSING HOME - ALZHEIMERS UNIT

3/12/2024 9:56:42 AM

PERIOD ENDING 2/29/2024

	ACTUAL LAST YEAR			ACTUAL THIS YEAR				ENCUMBRANCE	BUDGET	UNENCUMBERED BALANCE
	CURRENT MONTH	YEAR TO DATE	%	CURRENT MONTH	%	YEAR TO DATE	%			
EXPENDITURES										
TOTAL EXPENDITURES	0.00	0.00	0	0.00	0	0.00	0	0.00	0.00	0.00
NET CHANGE IN FUND BALANCE	0.00	0.00		0.00		0.00		0.00	0.00	0.00




FUND DEPT 6476-118 : SELF-FUNDED INSURANCE - PROPERTY/LIABILITY INSUR

3/12/2024 9:56:42 AM

PERIOD ENDING 2/29/2024

	ACTUAL LAST YEAR			ACTUAL THIS YEAR				ENCUMBRANCE	BUDGET	UNENCUMBERED BALANCE
	CURRENT MONTH	YEAR TO DATE	%	CURRENT MONTH	%	YEAR TO DATE	%			
REVENUES										
TOTAL REVENUES	0.00	0.00	0	0.00	0	0.00	0	0.00	0.00	0.00
EXPENDITURES										
5020 SERVICES	51,283.73	142,469.12	8	4,369.71	0	5,992.71	0	0.00	0.00	-5,992.71
TOTAL EXPENDITURES	51,283.73	142,469.12	8	4,369.71	0	5,992.71	0	0.00	0.00	-5,992.71
OTHER FINANCING SOURCES (USES)										
TOTAL OTHER FINANCING SOURCES (USES)	0.00	0.00		0.00		0.00		0.00	0.00	0.00
NET CHANGE IN FUND BALANCE	-51,283.73	-142,469.12		-4,369.71		-5,992.71		0.00	0.00	5,992.71



PERIOD ENDING 2/29/2024

	ACTUAL LAST YEAR			ACTUAL THIS YEAR				ENCUMBRANCE	BUDGET	UNENCUMBERED BALANCE
	CURRENT MONTH	YEAR TO DATE	%	CURRENT MONTH	%	YEAR TO DATE	%			
REVENUES										
4007 CHARGES FOR SERVICES	71,303.06	71,303.06	7	98,848.44	0	98,848.44	0	0.00	0.00	-98,848.44
4008 INVESTMENT EARNINGS	12,480.37	18,772.76	375	49,042.03	0	20,447.70	0	0.00	0.00	-20,447.70
TOTAL REVENUES	83,783.43	90,075.82	9	147,890.47	0	119,296.14	0	0.00	0.00	-119,296.14
EXPENDITURES										
5003 FRINGE BENEFITS	110,804.07	169,807.69	18	15,522.57	0	61,624.86	0	0.00	0.00	-61,624.86
TOTAL EXPENDITURES	110,804.07	169,807.69	17	15,522.57	0	61,624.86	0	0.00	0.00	-61,624.86
OTHER FINANCING SOURCES (USES)										
TOTAL OTHER FINANCING SOURCES (USES)	0.00	0.00		0.00		0.00		0.00	0.00	0.00
NET CHANGE IN FUND BALANCE	-27,020.64	-79,731.87		132,367.90		57,671.28		0.00	0.00	-57,671.28



FUND DEPT 6620-120 : HEALTH-LIFE INSURANCE - EMPLOYEE GROUP INSURANCE

3/12/2024 9:56:42 AM

PERIOD ENDING 2/29/2024

	ACTUAL LAST YEAR			ACTUAL THIS YEAR				ENCUMBRANCE	BUDGET	UNENCUMBERED BALANCE
	CURRENT MONTH	YEAR TO DATE	%	CURRENT MONTH	%	YEAR TO DATE	%			
REVENUES										
4007 CHARGES FOR SERVICES	4,544.80	9,069.84	0	0.00	0	0.00	0	0.00	0.00	0.00
4008 INVESTMENT EARNINGS	780.19	1,871.45	936	9,643.11	0	3,797.67	0	0.00	0.00	-3,797.67
TOTAL REVENUES	5,324.99	10,941.29	0	9,643.11	0	3,797.67	0	0.00	0.00	-3,797.67
EXPENDITURES										
5003 FRINGE BENEFITS	1,729.58	3,271.38	0	0.00	0	0.00	0	0.00	0.00	0.00
5010 COMMODITIES	0.00	540.50	100	0.00	0	0.00	0	0.00	0.00	0.00
5020 SERVICES	0.00	0.00	0	0.00	0	200.00	0	0.00	0.00	-200.00
TOTAL EXPENDITURES	1,729.58	3,811.88	0	0.00	0	200.00	0	0.00	0.00	-200.00
OTHER FINANCING SOURCES (USES)										
TOTAL OTHER FINANCING SOURCES (USES)	0.00	0.00		0.00		0.00		0.00	0.00	0.00
NET CHANGE IN FUND BALANCE	3,595.41	7,129.41		9,643.11		3,597.67		0.00	0.00	-3,597.67



FUND DEPT 7086-060 : TOWNSHIP MOTOR FUEL TAX - HIGHWAY

3/12/2024 9:56:42 AM

PERIOD ENDING 2/29/2024

	ACTUAL LAST YEAR			ACTUAL THIS YEAR				ENCUMBRANCE	BUDGET	UNENCUMBERED BALANCE
	CURRENT MONTH	YEAR TO DATE	%	CURRENT MONTH	%	YEAR TO DATE	%			
REVENUES										
4004 INTERGOVERNMENTAL REVENUE	333,204.45	333,204.45	0	340,355.13	0	340,355.13	0	0.00	0.00	-340,355.13
4008 INVESTMENT EARNINGS	17,691.26	28,660.10	0	323,328.42	0	23,992.21	0	0.00	0.00	-23,992.21
TOTAL REVENUES	350,895.71	361,864.55	0	663,683.55	0	364,347.34	0	0.00	0.00	-364,347.34
EXPENDITURES										
5010 COMMODITIES	0.00	0.00	0	108,360.00	3	108,360.00	3	0.00	4,000,000.00	3,891,640.00
5020 SERVICES	18,541.76	18,541.76	0	147,505.93	15	173,000.66	17	0.00	1,000,000.00	826,999.34
TOTAL EXPENDITURES	18,541.76	18,541.76	0	255,865.93	5	281,360.66	6	0.00	5,000,000.00	4,718,639.34
NET CHANGE IN FUND BALANCE	332,353.95	343,322.79		407,817.62		82,986.68		0.00	-5,000,000.00	-5,082,986.68



FUND DEPT 7087-060 : TOWNSHIP BRIDGE - HIGHWAY

3/12/2024 9:56:42 AM

PERIOD ENDING 2/29/2024

	ACTUAL LAST YEAR			ACTUAL THIS YEAR				ENCUMBRANCE	BUDGET	UNENCUMBERED BALANCE
	CURRENT MONTH	YEAR TO DATE	%	CURRENT MONTH	%	YEAR TO DATE	%			
REVENUES										
4008 INVESTMENT EARNINGS	4.25	69.79	0	124.75	0	9.71	0	0.00	0.00	-9.71
TOTAL REVENUES	4.25	69.79	0	124.75	0	9.71	0	0.00	0.00	-9.71
EXPENDITURES										
TOTAL EXPENDITURES	0.00	0.00	0	0.00	0	0.00	0	0.00	0.00	0.00
NET CHANGE IN FUND BALANCE	4.25	69.79		124.75		9.71		0.00	0.00	-9.71



FUND DEPT 7097-026 : ESTATE - COUNTY TREASURER

3/12/2024 9:56:42 AM

PERIOD ENDING 2/29/2024

	ACTUAL LAST YEAR			ACTUAL THIS YEAR				ENCUMBRANCE	BUDGET	UNENCUMBERED BALANCE
	CURRENT MONTH	YEAR TO DATE	%	CURRENT MONTH	%	YEAR TO DATE	%			
REVENUES										
TOTAL REVENUES	0.00	0.00	0	0.00	0	0.00	0	0.00	0.00	0.00
NET CHANGE IN FUND BALANCE	0.00	0.00		0.00		0.00		0.00	0.00	0.00



FUND DEPT 7667-026 : PROPERTY CONDEMNATIONS - COUNTY TREASURER

3/12/2024 9:56:42 AM

PERIOD ENDING 2/29/2024

	ACTUAL LAST YEAR			ACTUAL THIS YEAR				ENCUMBRANCE	BUDGET	UNENCUMBERED BALANCE
	CURRENT MONTH	YEAR TO DATE	%	CURRENT MONTH	%	YEAR TO DATE	%			
REVENUES										
TOTAL REVENUES	0.00	0.00	0	0.00	0	0.00	0	0.00	0.00	0.00
OTHER FINANCING SOURCES (USES)										
TOTAL OTHER FINANCING SOURCES (USES)	0.00	0.00		0.00		0.00		0.00	0.00	0.00
NET CHANGE IN FUND BALANCE	0.00	0.00		0.00		0.00		0.00	0.00	0.00



FUND DEPT 7687-040 : SHERIFF FORECLOSURES - SHERIFF

3/12/2024 9:56:42 AM

PERIOD ENDING 2/29/2024

	ACTUAL LAST YEAR			ACTUAL THIS YEAR				ENCUMBRANCE	BUDGET	UNENCUMBERED BALANCE
	CURRENT MONTH	YEAR TO DATE	%	CURRENT MONTH	%	YEAR TO DATE	%			
REVENUES										
4008 INVESTMENT EARNINGS	-347.11	37.09	0	0.00	0	0.00	0	0.00	0.00	0.00
TOTAL REVENUES	-347.11	37.09	0	0.00	0	0.00	0	0.00	0.00	0.00
OTHER FINANCING SOURCES (USES)										
6001 OTHER FINANCING SOURCES	506,437.74	655,687.74	0	0.00	0	0.00	0	0.00	0.00	0.00
TOTAL OTHER FINANCING SOURCES (USES)	506,437.74	655,687.74		0.00		0.00		0.00	0.00	0.00
NET CHANGE IN FUND BALANCE	506,090.63	655,724.83		0.00		0.00		0.00	0.00	0.00



FUND DEPT 7699-020 : GARNISHMENTS - AUDITOR

3/12/2024 9:56:42 AM

PERIOD ENDING 2/29/2024

	ACTUAL LAST YEAR			ACTUAL THIS YEAR				ENCUMBRANCE	BUDGET	UNENCUMBERED BALANCE
	CURRENT MONTH	YEAR TO DATE	%	CURRENT MONTH	%	YEAR TO DATE	%			
REVENUES										
<i>TOTAL REVENUES</i>	<i>0.00</i>	<i>0.00</i>	<i>0</i>	<i>0.00</i>	<i>0</i>	<i>0.00</i>	<i>0</i>	<i>0.00</i>	<i>0.00</i>	<i>0.00</i>
OTHER FINANCING SOURCES (USES)										
<i>TOTAL OTHER FINANCING SOURCES (USES)</i>	<i>0.00</i>	<i>0.00</i>		<i>0.00</i>		<i>0.00</i>		<i>0.00</i>	<i>0.00</i>	<i>0.00</i>
NET CHANGE IN FUND BALANCE	0.00	0.00		0.00		0.00		0.00	0.00	0.00



PERIOD ENDING 2/29/2024

	ACTUAL LAST YEAR			ACTUAL THIS YEAR				ENCUMBRANCE	BUDGET	UNENCUMBERED BALANCE
	CURRENT MONTH	YEAR TO DATE	%	CURRENT MONTH	%	YEAR TO DATE	%			
REVENUES										
4007 CHARGES FOR SERVICES	724.46	724.46	1	0.00	0	0.00	0	0.00	0.00	0.00
4008 INVESTMENT EARNINGS	1,750.49	2,915.26	583	9,544.05	0	3,674.95	0	0.00	0.00	-3,674.95
TOTAL REVENUES	2,474.95	3,639.72	1	9,544.05	0	3,674.95	0	0.00	0.00	-3,674.95
EXPENDITURES										
5001 SALARIES AND WAGES	26,670.17	64,981.93	16	28,289.87	0	49,373.95	0	0.00	0.00	-49,373.95
5003 FRINGE BENEFITS	10,191.35	13,971.40	11	5,034.67	0	9,309.71	0	0.00	0.00	-9,309.71
5010 COMMODITIES	331.28	1,356.02	28	0.00	0	0.00	0	0.00	0.00	0.00
5020 SERVICES	850.37	1,790.27	5	185.72	0	1,854.40	0	0.00	0.00	-1,854.40
TOTAL EXPENDITURES	38,043.17	82,099.62	14	33,510.26	0	60,538.06	0	0.00	0.00	-60,538.06
OTHER FINANCING SOURCES (USES)										
TOTAL OTHER FINANCING SOURCES (USES)	0.00	0.00		0.00		0.00		0.00	0.00	0.00
NET CHANGE IN FUND BALANCE	-35,568.22	-78,459.90		-23,966.21		-56,863.11		0.00	0.00	56,863.11



PERIOD ENDING 2/29/2024

	ACTUAL LAST YEAR			ACTUAL THIS YEAR				ENCUMBRANCE	BUDGET	UNENCUMBERED BALANCE
	CURRENT MONTH	YEAR TO DATE	%	CURRENT MONTH	%	YEAR TO DATE	%			
REVENUES										
TOTAL REVENUES	0.00	0.00	0	0.00	0	0.00	0	0.00	0.00	0.00
EXPENDITURES										
5010 COMMODITIES	143.87	143.87	29	250.82	0	250.82	0	0.00	0.00	-250.82
5020 SERVICES	8,102.14	9,133.67	15	0.00	0	696.27	0	0.00	0.00	-696.27
TOTAL EXPENDITURES	8,246.01	9,277.54	13	250.82	0	947.09	0	0.00	0.00	-947.09
OTHER FINANCING SOURCES (USES)										
TOTAL OTHER FINANCING SOURCES (USES)	0.00	0.00		0.00		0.00		0.00	0.00	0.00
NET CHANGE IN FUND BALANCE	-8,246.01	-9,277.54		-250.82		-947.09		0.00	0.00	947.09



PERIOD ENDING 2/29/2024

	ACTUAL LAST YEAR			ACTUAL THIS YEAR				ENCUMBRANCE	BUDGET	UNENCUMBERED BALANCE
	CURRENT MONTH	YEAR TO DATE	%	CURRENT MONTH	%	YEAR TO DATE	%			
REVENUES										
TOTAL REVENUES	0.00	0.00	0	0.00	0	0.00	0	0.00	0.00	0.00
EXPENDITURES										
TOTAL EXPENDITURES	0.00	0.00	0	0.00	0	0.00	0	0.00	0.00	0.00
NET CHANGE IN FUND BALANCE	0.00	0.00		0.00		0.00		0.00	0.00	0.00