


# CHAMPAIGN COUNTY BALANCE SHEET

11/13/2023 10:09:04 AM

FUND 1080 - GENERAL CORPORATE  
PERIOD ENDING 10/31/2023

| ACCOUNT NUMBER                             | ACCOUNT DESCRIPTION       | BEGINNING BALANCE     | DEBITS               | CREDITS               | ENDING BALANCE        |
|--|---------------------------|-----------------------|----------------------|-----------------------|-----------------------|
| <b>ASSETS AND OTHER DEBITS</b>             |                           |                       |                      |                       |                       |
| 100101                                     | CASH                      | 19,124,560.55         | 4,624,892.76         | -4,961,131.95         | 18,788,321.36         |
| 100102                                     | PETTY CASH                | 3,400.00              | 0.00                 | 0.00                  | 3,400.00              |
| 100305                                     | DUE FROM OTHERS           | 8,448.34              | 3,611.24             | -2,762.48             | 9,297.10              |
| 100401                                     | PREPAID EXPENSES          | 60,000.00             | 0.00                 | 0.00                  | 60,000.00             |
| <b>TOTAL ASSETS AND OTHER DEBITS</b>       |                           | <b>19,196,408.89</b>  | <b>4,628,504.00</b>  | <b>-4,963,894.43</b>  | <b>18,861,018.46</b>  |
| <b>LIABILITIES AND OTHER CREDITS</b>       |                           |                       |                      |                       |                       |
| 200101                                     | ACCOUNTS PAYABLE          | -618,338.92           | 4,813,522.78         | -5,075,186.50         | -880,002.64           |
| 200102                                     | DUE TO OTHER FUNDS        | -37,323.29            | 561,983.76           | -37,455.50            | 487,204.97            |
| 200103                                     | DUE TO OTHERS             | -146,254.00           | 160,494.00           | -150,618.50           | -136,378.50           |
| 200401                                     | DEFERRED REVENUES         | -52,497.38            | 0.00                 | 0.00                  | -52,497.38            |
| 200601                                     | ESCROW                    | -241,497.67           | 278,296.00           | -188,245.00           | -151,446.67           |
| 217000                                     | PAYROLL LIABILITY         | 175.65                | 1,960,587.99         | -1,960,587.99         | 175.65                |
| <b>TOTAL LIABILITIES AND OTHER CREDITS</b> |                           | <b>-1,095,735.61</b>  | <b>7,774,884.53</b>  | <b>-7,412,093.49</b>  | <b>-732,944.57</b>    |
| <b>FUND EQUITY</b>                         |                           |                       |                      |                       |                       |
| 300101                                     | BUDGETED REVENUES         | 48,562,389.13         | 0.00                 | 0.00                  | 48,562,389.13         |
| 300201                                     | REVENUES                  | -34,792,647.51        | 41.00                | -3,083,233.59         | -37,875,840.10        |
| 300301                                     | APPROPRIATIONS            | -48,609,365.63        | 0.00                 | 0.00                  | -48,609,365.63        |
| 300401                                     | EXPENDITURES              | 30,556,964.89         | 3,073,778.38         | -17,986.40            | 33,612,756.87         |
| 300501                                     | ENCUMBRANCES              | 5,600.00              | 146,496.47           | -12,600.00            | 139,496.47            |
| 300601                                     | RESERVE FOR ENCUMBRANCES  | -5,600.00             | 12,600.00            | -146,496.47           | -139,496.47           |
| 300701                                     | FUND BALANCE - UNRESERVED | -12,264,990.66        | 0.00                 | 0.00                  | -12,264,990.66        |
| 300702                                     | FUND BALANCE - RESERVED   | -1,600,000.00         | 0.00                 | 0.00                  | -1,600,000.00         |
| 300703                                     | BUDGETARY FUND BALANCE    | 46,976.50             | 0.00                 | 0.00                  | 46,976.50             |
| <b>TOTAL FUND EQUITY</b>                   |                           | <b>-18,100,673.28</b> | <b>3,232,915.85</b>  | <b>-3,260,316.46</b>  | <b>-18,128,073.89</b> |
| <b>FUND TOTAL</b>                          |                           | <b>0.00</b>           | <b>15,636,304.38</b> | <b>-15,636,304.38</b> | <b>0.00</b>           |




# CHAMPAIGN COUNTY BALANCE SHEET

11/13/2023 10:09:04 AM

FUND 2060 - RPC - POLICE TRAINING  
PERIOD ENDING 10/31/2023

| ACCOUNT NUMBER                             | ACCOUNT DESCRIPTION      | BEGINNING BALANCE | DEBITS            | CREDITS            | ENDING BALANCE    |
|--|--------------------------|-------------------|-------------------|--------------------|-------------------|
| <b>ASSETS AND OTHER DEBITS</b>             |                          |                   |                   |                    |                   |
| 100101                                     | CASH                     | -51,965.52        | 146,989.72        | -33,985.06         | 61,039.14         |
| <b>TOTAL ASSETS AND OTHER DEBITS</b>       |                          | <b>-51,965.52</b> | <b>146,989.72</b> | <b>-33,985.06</b>  | <b>61,039.14</b>  |
| <b>LIABILITIES AND OTHER CREDITS</b>       |                          |                   |                   |                    |                   |
| 200101                                     | ACCOUNTS PAYABLE         | -1,227.86         | 29,361.79         | -40,470.94         | -12,337.01        |
| 217000                                     | PAYROLL LIABILITY        | 0.00              | 11,864.21         | -11,864.21         | 0.00              |
| <b>TOTAL LIABILITIES AND OTHER CREDITS</b> |                          | <b>-1,227.86</b>  | <b>41,226.00</b>  | <b>-52,335.15</b>  | <b>-12,337.01</b> |
| <b>FUND EQUITY</b>                         |                          |                   |                   |                    |                   |
| 300101                                     | BUDGETED REVENUES        | 253,666.00        | 0.00              | 0.00               | 253,666.00        |
| 300201                                     | REVENUES                 | 0.00              | 0.00              | -137,627.00        | -137,627.00       |
| 300301                                     | APPROPRIATIONS           | -253,666.00       | 0.00              | 0.00               | -253,666.00       |
| 300401                                     | EXPENDITURES             | 53,193.38         | 35,731.49         | 0.00               | 88,924.87         |
| 300501                                     | ENCUMBRANCES             | 21,000.00         | 0.00              | 0.00               | 21,000.00         |
| 300601                                     | RESERVE FOR ENCUMBRANCES | -21,000.00        | 0.00              | 0.00               | -21,000.00        |
| <b>TOTAL FUND EQUITY</b>                   |                          | <b>53,193.38</b>  | <b>35,731.49</b>  | <b>-137,627.00</b> | <b>-48,702.13</b> |
| <b>FUND TOTAL</b>                          |                          | <b>0.00</b>       | <b>223,947.21</b> | <b>-223,947.21</b> | <b>0.00</b>       |




# CHAMPAIGN COUNTY BALANCE SHEET

11/13/2023 10:09:04 AM

## FUND 2075 - REGIONAL PLANNING COMM PERIOD ENDING 10/31/2023

| ACCOUNT NUMBER                             | ACCOUNT DESCRIPTION       | BEGINNING BALANCE    | DEBITS              | CREDITS              | ENDING BALANCE       |
|--|---------------------------|----------------------|---------------------|----------------------|----------------------|
| <b>ASSETS AND OTHER DEBITS</b>             |                           |                      |                     |                      |                      |
| 100101                                     | CASH                      | 3,773,673.32         | 3,018,554.86        | -3,112,203.80        | 3,680,024.38         |
| 100102                                     | PETTY CASH                | 250.00               | 0.00                | 0.00                 | 250.00               |
| <b>TOTAL ASSETS AND OTHER DEBITS</b>       |                           | <b>3,773,923.32</b>  | <b>3,018,554.86</b> | <b>-3,112,203.80</b> | <b>3,680,274.38</b>  |
| <b>LIABILITIES AND OTHER CREDITS</b>       |                           |                      |                     |                      |                      |
| 200101                                     | ACCOUNTS PAYABLE          | -206,497.90          | 3,032,373.14        | -3,414,597.76        | -588,722.52          |
| 200102                                     | DUE TO OTHER FUNDS        | 0.00                 | 1,870.63            | -1,870.63            | 0.00                 |
| 200103                                     | DUE TO OTHERS             | 0.00                 | 2,613.94            | -2,613.94            | 0.00                 |
| 200601                                     | ESCROW                    | -522,001.26          | 0.00                | 0.00                 | -522,001.26          |
| 217000                                     | PAYROLL LIABILITY         | 0.00                 | 375,499.50          | -375,499.50          | 0.00                 |
| <b>TOTAL LIABILITIES AND OTHER CREDITS</b> |                           | <b>-728,499.16</b>   | <b>3,412,357.21</b> | <b>-3,794,581.83</b> | <b>-1,110,723.78</b> |
| <b>FUND EQUITY</b>                         |                           |                      |                     |                      |                      |
| 300101                                     | BUDGETED REVENUES         | 33,268,397.00        | 0.00                | 0.00                 | 33,268,397.00        |
| 300201                                     | REVENUES                  | -15,343,565.16       | 0.00                | -1,539,728.64        | -16,883,293.80       |
| 300301                                     | APPROPRIATIONS            | -33,063,741.00       | 0.00                | 0.00                 | -33,063,741.00       |
| 300401                                     | EXPENDITURES              | 15,943,287.09        | 2,071,783.90        | -56,181.70           | 17,958,889.29        |
| 300701                                     | FUND BALANCE - UNRESERVED | -3,645,146.09        | 0.00                | 0.00                 | -3,645,146.09        |
| 300703                                     | BUDGETARY FUND BALANCE    | -204,656.00          | 0.00                | 0.00                 | -204,656.00          |
| <b>TOTAL FUND EQUITY</b>                   |                           | <b>-3,045,424.16</b> | <b>2,071,783.90</b> | <b>-1,595,910.34</b> | <b>-2,569,550.60</b> |
| <b>FUND TOTAL</b>                          |                           | <b>0.00</b>          | <b>8,502,695.97</b> | <b>-8,502,695.97</b> | <b>0.00</b>          |




# CHAMPAIGN COUNTY BALANCE SHEET

11/13/2023 10:09:04 AM

## FUND 2076 - TORT IMMUNITY TAX FUND PERIOD ENDING 10/31/2023

| ACCOUNT NUMBER                             | ACCOUNT DESCRIPTION       | BEGINNING BALANCE    | DEBITS            | CREDITS            | ENDING BALANCE       |
|--|---------------------------|----------------------|-------------------|--------------------|----------------------|
| <b>ASSETS AND OTHER DEBITS</b>             |                           |                      |                   |                    |                      |
| 100101                                     | CASH                      | 2,560,494.52         | 165,221.95        | -214,125.47        | 2,511,591.00         |
| 100307                                     | DUE FROM OTHER FUNDS      | -30.40               | 87.20             | 0.00               | 56.80                |
| <b>TOTAL ASSETS AND OTHER DEBITS</b>       |                           | <b>2,560,464.12</b>  | <b>165,309.15</b> | <b>-214,125.47</b> | <b>2,511,647.80</b>  |
| <b>LIABILITIES AND OTHER CREDITS</b>       |                           |                      |                   |                    |                      |
| 200101                                     | ACCOUNTS PAYABLE          | 0.00                 | 161,978.00        | -161,978.00        | 0.00                 |
| 200102                                     | DUE TO OTHER FUNDS        | 30.40                | 0.00              | 0.00               | 30.40                |
| <b>TOTAL LIABILITIES AND OTHER CREDITS</b> |                           | <b>30.40</b>         | <b>161,978.00</b> | <b>-161,978.00</b> | <b>30.40</b>         |
| <b>FUND EQUITY</b>                         |                           |                      |                   |                    |                      |
| 300101                                     | BUDGETED REVENUES         | 2,720,758.00         | 0.00              | 0.00               | 2,720,758.00         |
| 300201                                     | REVENUES                  | -2,543,515.44        | 52,060.27         | -84,232.95         | -2,575,688.12        |
| 300301                                     | APPROPRIATIONS            | -2,598,376.00        | 0.00              | 0.00               | -2,598,376.00        |
| 300401                                     | EXPENDITURES              | 794,202.57           | 80,989.00         | 0.00               | 875,191.57           |
| 300701                                     | FUND BALANCE - UNRESERVED | -811,181.65          | 0.00              | 0.00               | -811,181.65          |
| 300703                                     | BUDGETARY FUND BALANCE    | -122,382.00          | 0.00              | 0.00               | -122,382.00          |
| <b>TOTAL FUND EQUITY</b>                   |                           | <b>-2,560,494.52</b> | <b>133,049.27</b> | <b>-84,232.95</b>  | <b>-2,511,678.20</b> |
| <b>FUND TOTAL</b>                          |                           | <b>0.00</b>          | <b>460,336.42</b> | <b>-460,336.42</b> | <b>0.00</b>          |




# CHAMPAIGN COUNTY BALANCE SHEET

11/13/2023 10:09:04 AM

**FUND 2083 - COUNTY HIGHWAY  
PERIOD ENDING 10/31/2023**

| ACCOUNT NUMBER                             | ACCOUNT DESCRIPTION       | BEGINNING BALANCE    | DEBITS              | CREDITS              | ENDING BALANCE       |
|--|---------------------------|----------------------|---------------------|----------------------|----------------------|
| <b>ASSETS AND OTHER DEBITS</b>             |                           |                      |                     |                      |                      |
| 100101                                     | CASH                      | 4,001,565.66         | 373,866.76          | -308,394.22          | 4,067,038.20         |
| 100305                                     | DUE FROM OTHERS           | 26,304.60            | 0.00                | 0.00                 | 26,304.60            |
| <b>TOTAL ASSETS AND OTHER DEBITS</b>       |                           | <b>4,027,870.26</b>  | <b>373,866.76</b>   | <b>-308,394.22</b>   | <b>4,093,342.80</b>  |
| <b>LIABILITIES AND OTHER CREDITS</b>       |                           |                      |                     |                      |                      |
| 200101                                     | ACCOUNTS PAYABLE          | -32,060.00           | 308,143.66          | -280,020.98          | -3,937.32            |
| 200103                                     | DUE TO OTHERS             | -152.24              | 152.24              | 0.00                 | 0.00                 |
| 217000                                     | PAYROLL LIABILITY         | 0.00                 | 107,714.34          | -107,714.34          | 0.00                 |
| <b>TOTAL LIABILITIES AND OTHER CREDITS</b> |                           | <b>-32,212.24</b>    | <b>416,010.24</b>   | <b>-387,735.32</b>   | <b>-3,937.32</b>     |
| <b>FUND EQUITY</b>                         |                           |                      |                     |                      |                      |
| 300101                                     | BUDGETED REVENUES         | 4,146,214.00         | 0.00                | 0.00                 | 4,146,214.00         |
| 300201                                     | REVENUES                  | -3,273,050.69        | 0.00                | -273,401.54          | -3,546,452.23        |
| 300301                                     | APPROPRIATIONS            | -4,393,685.00        | 0.00                | 0.00                 | -4,393,685.00        |
| 300401                                     | EXPENDITURES              | 2,818,007.47         | 179,654.08          | 0.00                 | 2,997,661.55         |
| 300501                                     | ENCUMBRANCES              | 78,888.53            | 137,446.00          | 0.00                 | 216,334.53           |
| 300601                                     | RESERVE FOR ENCUMBRANCES  | -78,888.53           | 0.00                | -137,446.00          | -216,334.53          |
| 300701                                     | FUND BALANCE - UNRESERVED | -3,540,614.80        | 0.00                | 0.00                 | -3,540,614.80        |
| 300703                                     | BUDGETARY FUND BALANCE    | 247,471.00           | 0.00                | 0.00                 | 247,471.00           |
| <b>TOTAL FUND EQUITY</b>                   |                           | <b>-3,995,658.02</b> | <b>317,100.08</b>   | <b>-410,847.54</b>   | <b>-4,089,405.48</b> |
| <b>FUND TOTAL</b>                          |                           | <b>0.00</b>          | <b>1,106,977.08</b> | <b>-1,106,977.08</b> | <b>0.00</b>          |




# CHAMPAIGN COUNTY BALANCE SHEET

11/13/2023 10:09:04 AM

**FUND 2084 - COUNTY BRIDGE  
PERIOD ENDING 10/31/2023**

| ACCOUNT NUMBER                             | ACCOUNT DESCRIPTION       | BEGINNING BALANCE    | DEBITS            | CREDITS            | ENDING BALANCE       |
|--|---------------------------|----------------------|-------------------|--------------------|----------------------|
| <b>ASSETS AND OTHER DEBITS</b>             |                           |                      |                   |                    |                      |
| 100101                                     | CASH                      | 2,380,135.53         | 171,968.19        | -14,028.71         | 2,538,075.01         |
| <b>TOTAL ASSETS AND OTHER DEBITS</b>       |                           | <b>2,380,135.53</b>  | <b>171,968.19</b> | <b>-14,028.71</b>  | <b>2,538,075.01</b>  |
| <b>LIABILITIES AND OTHER CREDITS</b>       |                           |                      |                   |                    |                      |
| 200101                                     | ACCOUNTS PAYABLE          | 0.00                 | 13,875.20         | -18,550.20         | -4,675.00            |
| <b>TOTAL LIABILITIES AND OTHER CREDITS</b> |                           | <b>0.00</b>          | <b>13,875.20</b>  | <b>-18,550.20</b>  | <b>-4,675.00</b>     |
| <b>FUND EQUITY</b>                         |                           |                      |                   |                    |                      |
| 300101                                     | BUDGETED REVENUES         | 1,595,543.00         | 0.00              | 0.00               | 1,595,543.00         |
| 300201                                     | REVENUES                  | -1,402,235.96        | 0.00              | -164,877.08        | -1,567,113.04        |
| 300301                                     | APPROPRIATIONS            | -1,595,543.00        | 0.00              | 0.00               | -1,595,543.00        |
| 300401                                     | EXPENDITURES              | 1,052,613.97         | 11,612.60         | 0.00               | 1,064,226.57         |
| 300701                                     | FUND BALANCE - UNRESERVED | -2,030,513.54        | 0.00              | 0.00               | -2,030,513.54        |
| <b>TOTAL FUND EQUITY</b>                   |                           | <b>-2,380,135.53</b> | <b>11,612.60</b>  | <b>-164,877.08</b> | <b>-2,533,400.01</b> |
| <b>FUND TOTAL</b>                          |                           | <b>0.00</b>          | <b>197,455.99</b> | <b>-197,455.99</b> | <b>0.00</b>          |




# CHAMPAIGN COUNTY BALANCE SHEET

11/13/2023 10:09:04 AM

## FUND 2085 - COUNTY MOTOR FUEL TAX PERIOD ENDING 10/31/2023

| ACCOUNT NUMBER                             | ACCOUNT DESCRIPTION       | BEGINNING BALANCE    | DEBITS              | CREDITS              | ENDING BALANCE        |
|--|---------------------------|----------------------|---------------------|----------------------|-----------------------|
| <b>ASSETS AND OTHER DEBITS</b>             |                           |                      |                     |                      |                       |
| 100101                                     | CASH                      | 8,571,465.88         | 2,390,685.40        | -829,394.74          | 10,132,756.54         |
| <b>TOTAL ASSETS AND OTHER DEBITS</b>       |                           | <b>8,571,465.88</b>  | <b>2,390,685.40</b> | <b>-829,394.74</b>   | <b>10,132,756.54</b>  |
| <b>LIABILITIES AND OTHER CREDITS</b>       |                           |                      |                     |                      |                       |
| 200101                                     | ACCOUNTS PAYABLE          | -3,382.83            | 828,750.12          | -825,367.29          | 0.00                  |
| 217000                                     | PAYROLL LIABILITY         | 0.00                 | 13,928.08           | -13,928.08           | 0.00                  |
| <b>TOTAL LIABILITIES AND OTHER CREDITS</b> |                           | <b>-3,382.83</b>     | <b>842,678.20</b>   | <b>-839,295.37</b>   | <b>0.00</b>           |
| <b>FUND EQUITY</b>                         |                           |                      |                     |                      |                       |
| 300101                                     | BUDGETED REVENUES         | 3,642,000.00         | 0.00                | 0.00                 | 3,642,000.00          |
| 300201                                     | REVENUES                  | -1,914,345.99        | 0.00                | -1,982,629.76        | -3,896,975.75         |
| 300301                                     | APPROPRIATIONS            | -7,809,154.00        | 0.00                | 0.00                 | -7,809,154.00         |
| 300401                                     | EXPENDITURES              | 3,709,198.50         | 417,956.27          | 0.00                 | 4,127,154.77          |
| 300701                                     | FUND BALANCE - UNRESERVED | -10,362,935.56       | 0.00                | 0.00                 | -10,362,935.56        |
| 300703                                     | BUDGETARY FUND BALANCE    | 4,167,154.00         | 0.00                | 0.00                 | 4,167,154.00          |
| <b>TOTAL FUND EQUITY</b>                   |                           | <b>-8,568,083.05</b> | <b>417,956.27</b>   | <b>-1,982,629.76</b> | <b>-10,132,756.54</b> |
| <b>FUND TOTAL</b>                          |                           | <b>0.00</b>          | <b>3,651,319.87</b> | <b>-3,651,319.87</b> | <b>0.00</b>           |




# CHAMPAIGN COUNTY BALANCE SHEET

11/13/2023 10:09:04 AM

## FUND 2088 - ILL.MUNICIPAL RETIREMENT PERIOD ENDING 10/31/2023

| ACCOUNT NUMBER                             | ACCOUNT DESCRIPTION       | BEGINNING BALANCE    | DEBITS              | CREDITS              | ENDING BALANCE       |
|--|---------------------------|----------------------|---------------------|----------------------|----------------------|
| <b>ASSETS AND OTHER DEBITS</b>             |                           |                      |                     |                      |                      |
| 100101                                     | CASH                      | 1,816,857.16         | 645,820.16          | -592,461.87          | 1,870,215.45         |
| 100307                                     | DUE FROM OTHER FUNDS      | 0.00                 | 42,040.18           | -42,040.18           | 0.00                 |
| <b>TOTAL ASSETS AND OTHER DEBITS</b>       |                           | <b>1,816,857.16</b>  | <b>687,860.34</b>   | <b>-634,502.05</b>   | <b>1,870,215.45</b>  |
| <b>LIABILITIES AND OTHER CREDITS</b>       |                           |                      |                     |                      |                      |
| 200101                                     | ACCOUNTS PAYABLE          | 0.00                 | 154,251.37          | -154,251.37          | 0.00                 |
| 200103                                     | DUE TO OTHERS             | 0.00                 | 154,251.37          | 0.00                 | 154,251.37           |
| 200202                                     | FIT/FICA 941 WH           | 0.00                 | 154,251.37          | -154,251.37          | 0.00                 |
| 200204                                     | IMRF WH                   | 0.00                 | 505,887.03          | -505,887.03          | 0.00                 |
| 217000                                     | PAYROLL LIABILITY         | 0.00                 | 0.00                | -308,502.74          | -308,502.74          |
| <b>TOTAL LIABILITIES AND OTHER CREDITS</b> |                           | <b>0.00</b>          | <b>968,641.14</b>   | <b>-1,122,892.51</b> | <b>-154,251.37</b>   |
| <b>FUND EQUITY</b>                         |                           |                      |                     |                      |                      |
| 300101                                     | BUDGETED REVENUES         | 2,164,345.00         | 0.00                | 0.00                 | 2,164,345.00         |
| 300201                                     | REVENUES                  | -2,043,251.67        | 96,612.45           | -119,459.41          | -2,066,098.63        |
| 300301                                     | APPROPRIATIONS            | -2,163,845.00        | 0.00                | 0.00                 | -2,163,845.00        |
| 300401                                     | EXPENDITURES              | 1,665,956.29         | 123,740.04          | 0.00                 | 1,789,696.33         |
| 300701                                     | FUND BALANCE - UNRESERVED | -1,439,561.78        | 0.00                | 0.00                 | -1,439,561.78        |
| 300703                                     | BUDGETARY FUND BALANCE    | -500.00              | 0.00                | 0.00                 | -500.00              |
| <b>TOTAL FUND EQUITY</b>                   |                           | <b>-1,816,857.16</b> | <b>220,352.49</b>   | <b>-119,459.41</b>   | <b>-1,715,964.08</b> |
| <b>FUND TOTAL</b>                          |                           | <b>0.00</b>          | <b>1,876,853.97</b> | <b>-1,876,853.97</b> | <b>0.00</b>          |






# CHAMPAIGN COUNTY BALANCE SHEET

11/13/2023 10:09:04 AM

## FUND 2089 - COUNTY PUBLIC HEALTH FUND PERIOD ENDING 10/31/2023

| ACCOUNT NUMBER                             | ACCOUNT DESCRIPTION       | BEGINNING BALANCE   | DEBITS              | CREDITS              | ENDING BALANCE     |
|--|---------------------------|---------------------|---------------------|----------------------|--------------------|
| <b>ASSETS AND OTHER DEBITS</b>             |                           |                     |                     |                      |                    |
| 100101                                     | CASH                      | 1,045,678.60        | 434,322.43          | -815,162.50          | 664,838.53         |
| <b>TOTAL ASSETS AND OTHER DEBITS</b>       |                           | <b>1,045,678.60</b> | <b>434,322.43</b>   | <b>-815,162.50</b>   | <b>664,838.53</b>  |
| <b>LIABILITIES AND OTHER CREDITS</b>       |                           |                     |                     |                      |                    |
| 200101                                     | ACCOUNTS PAYABLE          | -301,945.56         | 773,505.24          | -471,559.68          | 0.00               |
| <b>TOTAL LIABILITIES AND OTHER CREDITS</b> |                           | <b>-301,945.56</b>  | <b>773,505.24</b>   | <b>-471,559.68</b>   | <b>0.00</b>        |
| <b>FUND EQUITY</b>                         |                           |                     |                     |                      |                    |
| 300101                                     | BUDGETED REVENUES         | 2,114,216.00        | 0.00                | 0.00                 | 2,114,216.00       |
| 300201                                     | REVENUES                  | -1,763,281.07       | 41,957.26           | -47,569.81           | -1,768,893.62      |
| 300301                                     | APPROPRIATIONS            | -2,187,456.00       | 0.00                | 0.00                 | -2,187,456.00      |
| 300401                                     | EXPENDITURES              | 1,523,868.91        | 84,507.06           | 0.00                 | 1,608,375.97       |
| 300701                                     | FUND BALANCE - UNRESERVED | -504,320.88         | 0.00                | 0.00                 | -504,320.88        |
| 300703                                     | BUDGETARY FUND BALANCE    | 73,240.00           | 0.00                | 0.00                 | 73,240.00          |
| <b>TOTAL FUND EQUITY</b>                   |                           | <b>-743,733.04</b>  | <b>126,464.32</b>   | <b>-47,569.81</b>    | <b>-664,838.53</b> |
| <b>FUND TOTAL</b>                          |                           | <b>0.00</b>         | <b>1,334,291.99</b> | <b>-1,334,291.99</b> | <b>0.00</b>        |




# CHAMPAIGN COUNTY BALANCE SHEET

11/13/2023 10:09:04 AM

**FUND 2090 - MENTAL HEALTH  
PERIOD ENDING 10/31/2023**

| ACCOUNT NUMBER                             | ACCOUNT DESCRIPTION       | BEGINNING BALANCE    | DEBITS              | CREDITS              | ENDING BALANCE       |
|--|---------------------------|----------------------|---------------------|----------------------|----------------------|
| <b>ASSETS AND OTHER DEBITS</b>             |                           |                      |                     |                      |                      |
| 100101                                     | CASH                      | 4,884,547.48         | 644,345.17          | -1,145,751.61        | 4,383,141.04         |
| <b>TOTAL ASSETS AND OTHER DEBITS</b>       |                           | <b>4,884,547.48</b>  | <b>644,345.17</b>   | <b>-1,145,751.61</b> | <b>4,383,141.04</b>  |
| <b>LIABILITIES AND OTHER CREDITS</b>       |                           |                      |                     |                      |                      |
| 200101                                     | ACCOUNTS PAYABLE          | -8,555.70            | 961,847.02          | -984,802.93          | -31,511.61           |
| 200103                                     | DUE TO OTHERS             | -41.52               | 41.52               | 0.00                 | 0.00                 |
| 217000                                     | PAYROLL LIABILITY         | 0.00                 | 36,554.18           | -36,554.18           | 0.00                 |
| <b>TOTAL LIABILITIES AND OTHER CREDITS</b> |                           | <b>-8,597.22</b>     | <b>998,442.72</b>   | <b>-1,021,357.11</b> | <b>-31,511.61</b>    |
| <b>FUND EQUITY</b>                         |                           |                      |                     |                      |                      |
| 300101                                     | BUDGETED REVENUES         | 6,369,010.00         | 0.00                | 0.00                 | 6,369,010.00         |
| 300201                                     | REVENUES                  | -5,905,855.82        | 184,004.59          | -181,698.75          | -5,903,549.98        |
| 300301                                     | APPROPRIATIONS            | -6,369,010.00        | 0.00                | 0.00                 | -6,369,010.00        |
| 300401                                     | EXPENDITURES              | 4,714,429.11         | 522,014.99          | 0.00                 | 5,236,444.10         |
| 300701                                     | FUND BALANCE - UNRESERVED | -3,684,523.55        | 0.00                | 0.00                 | -3,684,523.55        |
| <b>TOTAL FUND EQUITY</b>                   |                           | <b>-4,875,950.26</b> | <b>706,019.58</b>   | <b>-181,698.75</b>   | <b>-4,351,629.43</b> |
| <b>FUND TOTAL</b>                          |                           | <b>0.00</b>          | <b>2,348,807.47</b> | <b>-2,348,807.47</b> | <b>0.00</b>          |




# CHAMPAIGN COUNTY BALANCE SHEET

11/13/2023 10:09:04 AM

**FUND 2091 - ANIMAL CONTROL  
PERIOD ENDING 10/31/2023**

| ACCOUNT NUMBER                             | ACCOUNT DESCRIPTION       | BEGINNING BALANCE  | DEBITS            | CREDITS            | ENDING BALANCE     |
|--|---------------------------|--------------------|-------------------|--------------------|--------------------|
| <b>ASSETS AND OTHER DEBITS</b>             |                           |                    |                   |                    |                    |
| 100101                                     | CASH                      | 553,525.55         | 128,089.92        | -99,471.19         | 582,144.28         |
| 100102                                     | PETTY CASH                | 50.00              | 0.00              | 0.00               | 50.00              |
| 100301                                     | ACCOUNTS RECEIVABLE       | -1,542.89          | 0.00              | -1,630.00          | -3,172.89          |
| 100305                                     | DUE FROM OTHERS           | 125.00             | 345.00            | 0.00               | 470.00             |
| <b>TOTAL ASSETS AND OTHER DEBITS</b>       |                           | <b>552,157.66</b>  | <b>128,434.92</b> | <b>-101,101.19</b> | <b>579,491.39</b>  |
| <b>LIABILITIES AND OTHER CREDITS</b>       |                           |                    |                   |                    |                    |
| 200101                                     | ACCOUNTS PAYABLE          | -8,231.81          | 61,022.37         | -56,123.79         | -3,333.23          |
| 200103                                     | DUE TO OTHERS             | -3,199.44          | 48.44             | -750.00            | -3,901.00          |
| 217000                                     | PAYROLL LIABILITY         | 0.00               | 31,229.99         | -31,229.99         | 0.00               |
| <b>TOTAL LIABILITIES AND OTHER CREDITS</b> |                           | <b>-11,431.25</b>  | <b>92,300.80</b>  | <b>-88,103.78</b>  | <b>-7,234.23</b>   |
| <b>FUND EQUITY</b>                         |                           |                    |                   |                    |                    |
| 300101                                     | BUDGETED REVENUES         | 792,577.00         | 0.00              | 0.00               | 792,577.00         |
| 300201                                     | REVENUES                  | -469,419.43        | 38,103.82         | -110,813.73        | -542,129.34        |
| 300301                                     | APPROPRIATIONS            | -805,490.00        | 0.00              | 0.00               | -805,490.00        |
| 300401                                     | EXPENDITURES              | 445,792.10         | 41,179.16         | 0.00               | 486,971.26         |
| 300701                                     | FUND BALANCE - UNRESERVED | -517,099.08        | 0.00              | 0.00               | -517,099.08        |
| 300703                                     | BUDGETARY FUND BALANCE    | 12,913.00          | 0.00              | 0.00               | 12,913.00          |
| <b>TOTAL FUND EQUITY</b>                   |                           | <b>-540,726.41</b> | <b>79,282.98</b>  | <b>-110,813.73</b> | <b>-572,257.16</b> |
| <b>FUND TOTAL</b>                          |                           | <b>0.00</b>        | <b>300,018.70</b> | <b>-300,018.70</b> | <b>0.00</b>        |




# CHAMPAIGN COUNTY BALANCE SHEET

11/13/2023 10:09:04 AM

**FUND 2092 - LAW LIBRARY  
PERIOD ENDING 10/31/2023**

| ACCOUNT NUMBER                             | ACCOUNT DESCRIPTION       | BEGINNING BALANCE  | DEBITS           | CREDITS           | ENDING BALANCE     |
|--|---------------------------|--------------------|------------------|-------------------|--------------------|
| <b>ASSETS AND OTHER DEBITS</b>             |                           |                    |                  |                   |                    |
| 100101                                     | CASH                      | 171,567.15         | 18,165.56        | -15,647.31        | 174,085.40         |
| <b>TOTAL ASSETS AND OTHER DEBITS</b>       |                           | <b>171,567.15</b>  | <b>18,165.56</b> | <b>-15,647.31</b> | <b>174,085.40</b>  |
| <b>LIABILITIES AND OTHER CREDITS</b>       |                           |                    |                  |                   |                    |
| 200101                                     | ACCOUNTS PAYABLE          | 0.00               | 4,907.24         | -4,907.24         | 0.00               |
| <b>TOTAL LIABILITIES AND OTHER CREDITS</b> |                           | <b>0.00</b>        | <b>4,907.24</b>  | <b>-4,907.24</b>  | <b>0.00</b>        |
| <b>FUND EQUITY</b>                         |                           |                    |                  |                   |                    |
| 300101                                     | BUDGETED REVENUES         | 70,100.00          | 0.00             | 0.00              | 70,100.00          |
| 300201                                     | REVENUES                  | -61,842.89         | 10,740.07        | -15,711.94        | -66,814.76         |
| 300301                                     | APPROPRIATIONS            | -62,835.00         | 0.00             | 0.00              | -62,835.00         |
| 300401                                     | EXPENDITURES              | 38,306.95          | 2,453.62         | 0.00              | 40,760.57          |
| 300701                                     | FUND BALANCE - UNRESERVED | -148,031.21        | 0.00             | 0.00              | -148,031.21        |
| 300703                                     | BUDGETARY FUND BALANCE    | -7,265.00          | 0.00             | 0.00              | -7,265.00          |
| <b>TOTAL FUND EQUITY</b>                   |                           | <b>-171,567.15</b> | <b>13,193.69</b> | <b>-15,711.94</b> | <b>-174,085.40</b> |
| <b>FUND TOTAL</b>                          |                           | <b>0.00</b>        | <b>36,266.49</b> | <b>-36,266.49</b> | <b>0.00</b>        |




# CHAMPAIGN COUNTY BALANCE SHEET

11/13/2023 10:09:04 AM

## FUND 2093 - FORECLOSURE MEDIATION FND PERIOD ENDING 10/31/2023

| ACCOUNT NUMBER                             | ACCOUNT DESCRIPTION       | BEGINNING BALANCE | DEBITS          | CREDITS          | ENDING BALANCE    |
|--|---------------------------|-------------------|-----------------|------------------|-------------------|
| <b>ASSETS AND OTHER DEBITS</b>             |                           |                   |                 |                  |                   |
| 100101                                     | CASH                      | 36,907.07         | 2,068.36        | -930.81          | 38,044.62         |
| <b>TOTAL ASSETS AND OTHER DEBITS</b>       |                           | <b>36,907.07</b>  | <b>2,068.36</b> | <b>-930.81</b>   | <b>38,044.62</b>  |
| <b>LIABILITIES AND OTHER CREDITS</b>       |                           |                   |                 |                  |                   |
| <b>TOTAL LIABILITIES AND OTHER CREDITS</b> |                           | <b>0.00</b>       | <b>0.00</b>     | <b>0.00</b>      | <b>0.00</b>       |
| <b>FUND EQUITY</b>                         |                           |                   |                 |                  |                   |
| 300101                                     | BUDGETED REVENUES         | 10,040.00         | 0.00            | 0.00             | 10,040.00         |
| 300201                                     | REVENUES                  | -24,363.34        | 930.81          | -2,068.36        | -25,500.89        |
| 300301                                     | APPROPRIATIONS            | -7,900.00         | 0.00            | 0.00             | -7,900.00         |
| 300401                                     | EXPENDITURES              | 67.47             | 0.00            | 0.00             | 67.47             |
| 300701                                     | FUND BALANCE - UNRESERVED | -12,611.20        | 0.00            | 0.00             | -12,611.20        |
| 300703                                     | BUDGETARY FUND BALANCE    | -2,140.00         | 0.00            | 0.00             | -2,140.00         |
| <b>TOTAL FUND EQUITY</b>                   |                           | <b>-36,907.07</b> | <b>930.81</b>   | <b>-2,068.36</b> | <b>-38,044.62</b> |
| <b>FUND TOTAL</b>                          |                           | <b>0.00</b>       | <b>2,999.17</b> | <b>-2,999.17</b> | <b>0.00</b>       |




# CHAMPAIGN COUNTY BALANCE SHEET

11/13/2023 10:09:04 AM

FUND 2094 - PAYROLL CLEARING FUND

PERIOD ENDING 10/31/2023

| ACCOUNT NUMBER                             | ACCOUNT DESCRIPTION | BEGINNING BALANCE | DEBITS              | CREDITS              | ENDING BALANCE |
|--|---------------------|-------------------|---------------------|----------------------|----------------|
| <b>ASSETS AND OTHER DEBITS</b>             |                     |                   |                     |                      |                |
| 100101                                     | CASH                | 0.00              | 4,085,981.12        | -4,085,981.12        | 0.00           |
| <b>TOTAL ASSETS AND OTHER DEBITS</b>       |                     | <b>0.00</b>       | <b>4,085,981.12</b> | <b>-4,085,981.12</b> | <b>0.00</b>    |
| <b>LIABILITIES AND OTHER CREDITS</b>       |                     |                   |                     |                      |                |
| 217000                                     | PAYROLL LIABILITY   | 0.00              | 4,085,981.12        | -4,085,981.12        | 0.00           |
| <b>TOTAL LIABILITIES AND OTHER CREDITS</b> |                     | <b>0.00</b>       | <b>4,085,981.12</b> | <b>-4,085,981.12</b> | <b>0.00</b>    |
| <b>FUND EQUITY</b>                         |                     |                   |                     |                      |                |
| <b>TOTAL FUND EQUITY</b>                   |                     | <b>0.00</b>       | <b>0.00</b>         | <b>0.00</b>          | <b>0.00</b>    |
| <b>FUND TOTAL</b>                          |                     | <b>0.00</b>       | <b>8,171,962.24</b> | <b>-8,171,962.24</b> | <b>0.00</b>    |




# CHAMPAIGN COUNTY BALANCE SHEET

11/13/2023 10:09:04 AM

## FUND 2098 - ACCOUNTS PAYABLE CLEARING PERIOD ENDING 10/31/2023

| ACCOUNT NUMBER                             | ACCOUNT DESCRIPTION | BEGINNING BALANCE | DEBITS | CREDITS | ENDING BALANCE |
|--|---------------------|-------------------|--------|---------|----------------|
| <b>ASSETS AND OTHER DEBITS</b>             |                     |                   |        |         |                |
| <b>TOTAL ASSETS AND OTHER DEBITS</b>       |                     | 0.00              | 0.00   | 0.00    | 0.00           |
| <b>LIABILITIES AND OTHER CREDITS</b>       |                     |                   |        |         |                |
| <b>TOTAL LIABILITIES AND OTHER CREDITS</b> |                     | 0.00              | 0.00   | 0.00    | 0.00           |
| <b>FUND EQUITY</b>                         |                     |                   |        |         |                |
| <b>TOTAL FUND EQUITY</b>                   |                     | 0.00              | 0.00   | 0.00    | 0.00           |
| <b>FUND TOTAL</b>                          |                     | 0.00              | 0.00   | 0.00    | 0.00           |




# CHAMPAIGN COUNTY BALANCE SHEET

11/13/2023 10:09:04 AM

**FUND 2101 - I/DD SPECIAL INITIATIVES  
PERIOD ENDING 10/31/2023**

| ACCOUNT NUMBER                             | ACCOUNT DESCRIPTION       | BEGINNING BALANCE  | DEBITS            | CREDITS            | ENDING BALANCE     |
|--|---------------------------|--------------------|-------------------|--------------------|--------------------|
| <b>ASSETS AND OTHER DEBITS</b>             |                           |                    |                   |                    |                    |
| 100101                                     | CASH                      | 757,462.11         | 72,456.49         | -108,218.79        | 721,699.81         |
| <b>TOTAL ASSETS AND OTHER DEBITS</b>       |                           | <b>757,462.11</b>  | <b>72,456.49</b>  | <b>-108,218.79</b> | <b>721,699.81</b>  |
| <b>LIABILITIES AND OTHER CREDITS</b>       |                           |                    |                   |                    |                    |
| 200101                                     | ACCOUNTS PAYABLE          | 0.00               | 47,666.00         | -47,666.00         | 0.00               |
| <b>TOTAL LIABILITIES AND OTHER CREDITS</b> |                           | <b>0.00</b>        | <b>47,666.00</b>  | <b>-47,666.00</b>  | <b>0.00</b>        |
| <b>FUND EQUITY</b>                         |                           |                    |                   |                    |                    |
| 300101                                     | BUDGETED REVENUES         | 51,000.00          | 0.00              | 0.00               | 51,000.00          |
| 300201                                     | REVENUES                  | -64,204.08         | 60,552.79         | -48,623.49         | -52,274.78         |
| 300301                                     | APPROPRIATIONS            | -351,000.00        | 0.00              | 0.00               | -351,000.00        |
| 300401                                     | EXPENDITURES              | 71,499.00          | 23,833.00         | 0.00               | 95,332.00          |
| 300701                                     | FUND BALANCE - UNRESERVED | -764,757.03        | 0.00              | 0.00               | -764,757.03        |
| 300703                                     | BUDGETARY FUND BALANCE    | 300,000.00         | 0.00              | 0.00               | 300,000.00         |
| <b>TOTAL FUND EQUITY</b>                   |                           | <b>-757,462.11</b> | <b>84,385.79</b>  | <b>-48,623.49</b>  | <b>-721,699.81</b> |
| <b>FUND TOTAL</b>                          |                           | <b>0.00</b>        | <b>204,508.28</b> | <b>-204,508.28</b> | <b>0.00</b>        |






# CHAMPAIGN COUNTY BALANCE SHEET

11/13/2023 10:09:04 AM

## FUND 2103 - HWY FED AID MATCHING FUND PERIOD ENDING 10/31/2023

| ACCOUNT NUMBER                             | ACCOUNT DESCRIPTION       | BEGINNING BALANCE  | DEBITS           | CREDITS           | ENDING BALANCE     |
|--|---------------------------|--------------------|------------------|-------------------|--------------------|
| <b>ASSETS AND OTHER DEBITS</b>             |                           |                    |                  |                   |                    |
| 100101                                     | CASH                      | 628,638.88         | 46,507.70        | -40.59            | 675,105.99         |
| <b>TOTAL ASSETS AND OTHER DEBITS</b>       |                           | <b>628,638.88</b>  | <b>46,507.70</b> | <b>-40.59</b>     | <b>675,105.99</b>  |
| <b>LIABILITIES AND OTHER CREDITS</b>       |                           |                    |                  |                   |                    |
| <b>TOTAL LIABILITIES AND OTHER CREDITS</b> |                           | <b>0.00</b>        | <b>0.00</b>      | <b>0.00</b>       | <b>0.00</b>        |
| <b>FUND EQUITY</b>                         |                           |                    |                  |                   |                    |
| 300101                                     | BUDGETED REVENUES         | 129,098.00         | 0.00             | 0.00              | 129,098.00         |
| 300201                                     | REVENUES                  | -92,843.55         | 0.00             | -46,467.11        | -139,310.66        |
| 300701                                     | FUND BALANCE - UNRESERVED | -535,795.33        | 0.00             | 0.00              | -535,795.33        |
| 300703                                     | BUDGETARY FUND BALANCE    | -129,098.00        | 0.00             | 0.00              | -129,098.00        |
| <b>TOTAL FUND EQUITY</b>                   |                           | <b>-628,638.88</b> | <b>0.00</b>      | <b>-46,467.11</b> | <b>-675,105.99</b> |
| <b>FUND TOTAL</b>                          |                           | <b>0.00</b>        | <b>46,507.70</b> | <b>-46,507.70</b> | <b>0.00</b>        |




# CHAMPAIGN COUNTY BALANCE SHEET

11/13/2023 10:09:04 AM

## FUND 2104 - EARLY CHILDHOOD FUND PERIOD ENDING 10/31/2023

| ACCOUNT NUMBER                             | ACCOUNT DESCRIPTION       | BEGINNING BALANCE    | DEBITS              | CREDITS              | ENDING BALANCE       |
|--|---------------------------|----------------------|---------------------|----------------------|----------------------|
| <b>ASSETS AND OTHER DEBITS</b>             |                           |                      |                     |                      |                      |
| 100101                                     | CASH                      | 4,457,682.80         | 1,752,602.26        | -1,869,443.83        | 4,340,841.23         |
| 100103                                     | ADVANCES                  | 920.00               | 0.00                | -920.00              | 0.00                 |
| <b>TOTAL ASSETS AND OTHER DEBITS</b>       |                           | <b>4,458,602.80</b>  | <b>1,752,602.26</b> | <b>-1,870,363.83</b> | <b>4,340,841.23</b>  |
| <b>LIABILITIES AND OTHER CREDITS</b>       |                           |                      |                     |                      |                      |
| 200101                                     | ACCOUNTS PAYABLE          | -106,114.77          | 1,687,793.81        | -1,644,272.43        | -62,593.39           |
| 200103                                     | DUE TO OTHERS             | -14,553.19           | 0.00                | 0.00                 | -14,553.19           |
| 217000                                     | PAYROLL LIABILITY         | 0.00                 | 920,349.09          | -920,349.09          | 0.00                 |
| <b>TOTAL LIABILITIES AND OTHER CREDITS</b> |                           | <b>-120,667.96</b>   | <b>2,608,142.90</b> | <b>-2,564,621.52</b> | <b>-77,146.58</b>    |
| <b>FUND EQUITY</b>                         |                           |                      |                     |                      |                      |
| 300101                                     | BUDGETED REVENUES         | 13,240,000.00        | 0.00                | 0.00                 | 13,240,000.00        |
| 300201                                     | REVENUES                  | -8,920,207.94        | 0.00                | -1,315,505.94        | -10,235,713.88       |
| 300301                                     | APPROPRIATIONS            | -13,105,500.00       | 0.00                | 0.00                 | -13,105,500.00       |
| 300401                                     | EXPENDITURES              | 7,977,412.65         | 1,389,868.11        | -121.98              | 9,367,158.78         |
| 300501                                     | ENCUMBRANCES              | 23,178.80            | 38,449.00           | -6,334.80            | 55,293.00            |
| 300601                                     | RESERVE FOR ENCUMBRANCES  | -23,178.80           | 6,334.80            | -38,449.00           | -55,293.00           |
| 300701                                     | FUND BALANCE - UNRESERVED | -3,395,139.55        | 0.00                | 0.00                 | -3,395,139.55        |
| 300703                                     | BUDGETARY FUND BALANCE    | -134,500.00          | 0.00                | 0.00                 | -134,500.00          |
| <b>TOTAL FUND EQUITY</b>                   |                           | <b>-4,337,934.84</b> | <b>1,434,651.91</b> | <b>-1,360,411.72</b> | <b>-4,263,694.65</b> |
| <b>FUND TOTAL</b>                          |                           | <b>0.00</b>          | <b>5,795,397.07</b> | <b>-5,795,397.07</b> | <b>0.00</b>          |




# CHAMPAIGN COUNTY BALANCE SHEET

11/13/2023 10:09:04 AM

**FUND 2106 - PUBL SAFETY SALES TAX FND  
PERIOD ENDING 10/31/2023**

| ACCOUNT NUMBER                             | ACCOUNT DESCRIPTION       | BEGINNING BALANCE    | DEBITS              | CREDITS              | ENDING BALANCE       |
|--|---------------------------|----------------------|---------------------|----------------------|----------------------|
| <b>ASSETS AND OTHER DEBITS</b>             |                           |                      |                     |                      |                      |
| 100101                                     | CASH                      | 7,571,243.65         | 1,087,181.04        | -592,583.09          | 8,065,841.60         |
| <b>TOTAL ASSETS AND OTHER DEBITS</b>       |                           | <b>7,571,243.65</b>  | <b>1,087,181.04</b> | <b>-592,583.09</b>   | <b>8,065,841.60</b>  |
| <b>LIABILITIES AND OTHER CREDITS</b>       |                           |                      |                     |                      |                      |
| 200101                                     | ACCOUNTS PAYABLE          | -86,481.11           | 248,884.72          | -202,499.80          | -40,096.19           |
| 200103                                     | DUE TO OTHERS             | 0.00                 | 12,060.57           | -12,060.57           | 0.00                 |
| <b>TOTAL LIABILITIES AND OTHER CREDITS</b> |                           | <b>-86,481.11</b>    | <b>260,945.29</b>   | <b>-214,560.37</b>   | <b>-40,096.19</b>    |
| <b>FUND EQUITY</b>                         |                           |                      |                     |                      |                      |
| 300101                                     | BUDGETED REVENUES         | 6,605,000.00         | 0.00                | 0.00                 | 6,605,000.00         |
| 300201                                     | REVENUES                  | -3,302,933.08        | 343,698.37          | -950,678.11          | -3,909,912.82        |
| 300301                                     | APPROPRIATIONS            | -6,604,206.00        | 0.00                | 0.00                 | -6,604,206.00        |
| 300401                                     | EXPENDITURES              | 1,703,095.30         | 65,996.87           | 0.00                 | 1,769,092.17         |
| 300501                                     | ENCUMBRANCES              | 17,890.00            | 35,570.00           | 0.00                 | 53,460.00            |
| 300601                                     | RESERVE FOR ENCUMBRANCES  | -17,890.00           | 0.00                | -35,570.00           | -53,460.00           |
| 300701                                     | FUND BALANCE - UNRESERVED | -2,684,924.76        | 0.00                | 0.00                 | -2,684,924.76        |
| 300702                                     | FUND BALANCE - RESERVED   | -3,200,000.00        | 0.00                | 0.00                 | -3,200,000.00        |
| 300703                                     | BUDGETARY FUND BALANCE    | -794.00              | 0.00                | 0.00                 | -794.00              |
| <b>TOTAL FUND EQUITY</b>                   |                           | <b>-7,484,762.54</b> | <b>445,265.24</b>   | <b>-986,248.11</b>   | <b>-8,025,745.41</b> |
| <b>FUND TOTAL</b>                          |                           | <b>0.00</b>          | <b>1,793,391.57</b> | <b>-1,793,391.57</b> | <b>0.00</b>          |




# CHAMPAIGN COUNTY BALANCE SHEET

11/13/2023 10:09:04 AM

**FUND 2107 - GEOGRAPHIC INF SYS FUND (GIS)  
PERIOD ENDING 10/31/2023**

| ACCOUNT NUMBER                             | ACCOUNT DESCRIPTION       | BEGINNING BALANCE  | DEBITS            | CREDITS            | ENDING BALANCE     |
|--|---------------------------|--------------------|-------------------|--------------------|--------------------|
| <b>ASSETS AND OTHER DEBITS</b>             |                           |                    |                   |                    |                    |
| 100101                                     | CASH                      | 466,832.34         | 127,921.88        | -191,292.27        | 403,461.95         |
| <b>TOTAL ASSETS AND OTHER DEBITS</b>       |                           | <b>466,832.34</b>  | <b>127,921.88</b> | <b>-191,292.27</b> | <b>403,461.95</b>  |
| <b>LIABILITIES AND OTHER CREDITS</b>       |                           |                    |                   |                    |                    |
| 200101                                     | ACCOUNTS PAYABLE          | 0.00               | 156,626.00        | -156,626.00        | 0.00               |
| <b>TOTAL LIABILITIES AND OTHER CREDITS</b> |                           | <b>0.00</b>        | <b>156,626.00</b> | <b>-156,626.00</b> | <b>0.00</b>        |
| <b>FUND EQUITY</b>                         |                           |                    |                   |                    |                    |
| 300101                                     | BUDGETED REVENUES         | 331,000.00         | 0.00              | 0.00               | 331,000.00         |
| 300201                                     | REVENUES                  | -186,805.91        | 34,666.27         | -49,608.88         | -201,748.52        |
| 300301                                     | APPROPRIATIONS            | -333,627.00        | 0.00              | 0.00               | -333,627.00        |
| 300401                                     | EXPENDITURES              | 176,241.00         | 78,313.00         | 0.00               | 254,554.00         |
| 300701                                     | FUND BALANCE - UNRESERVED | -456,267.43        | 0.00              | 0.00               | -456,267.43        |
| 300703                                     | BUDGETARY FUND BALANCE    | 2,627.00           | 0.00              | 0.00               | 2,627.00           |
| <b>TOTAL FUND EQUITY</b>                   |                           | <b>-466,832.34</b> | <b>112,979.27</b> | <b>-49,608.88</b>  | <b>-403,461.95</b> |
| <b>FUND TOTAL</b>                          |                           | <b>0.00</b>        | <b>397,527.15</b> | <b>-397,527.15</b> | <b>0.00</b>        |




# CHAMPAIGN COUNTY BALANCE SHEET

11/13/2023 10:09:04 AM

## FUND 2108 - DEVLPMNTL DISABILITY FUND PERIOD ENDING 10/31/2023

| ACCOUNT NUMBER                             | ACCOUNT DESCRIPTION       | BEGINNING BALANCE    | DEBITS              | CREDITS              | ENDING BALANCE       |
|--|---------------------------|----------------------|---------------------|----------------------|----------------------|
| <b>ASSETS AND OTHER DEBITS</b>             |                           |                      |                     |                      |                      |
| 100101                                     | CASH                      | 4,125,790.21         | 526,221.57          | -873,424.99          | 3,778,586.79         |
| <b>TOTAL ASSETS AND OTHER DEBITS</b>       |                           | <b>4,125,790.21</b>  | <b>526,221.57</b>   | <b>-873,424.99</b>   | <b>3,778,586.79</b>  |
| <b>LIABILITIES AND OTHER CREDITS</b>       |                           |                      |                     |                      |                      |
| 200101                                     | ACCOUNTS PAYABLE          | 0.00                 | 735,878.00          | -735,878.00          | 0.00                 |
| <b>TOTAL LIABILITIES AND OTHER CREDITS</b> |                           | <b>0.00</b>          | <b>735,878.00</b>   | <b>-735,878.00</b>   | <b>0.00</b>          |
| <b>FUND EQUITY</b>                         |                           |                      |                     |                      |                      |
| 300101                                     | BUDGETED REVENUES         | 4,874,487.00         | 0.00                | 0.00                 | 4,874,487.00         |
| 300201                                     | REVENUES                  | -4,561,515.38        | 137,546.99          | -158,282.57          | -4,582,250.96        |
| 300301                                     | APPROPRIATIONS            | -4,874,487.00        | 0.00                | 0.00                 | -4,874,487.00        |
| 300401                                     | EXPENDITURES              | 3,559,254.00         | 367,939.00          | 0.00                 | 3,927,193.00         |
| 300701                                     | FUND BALANCE - UNRESERVED | -3,123,528.83        | 0.00                | 0.00                 | -3,123,528.83        |
| <b>TOTAL FUND EQUITY</b>                   |                           | <b>-4,125,790.21</b> | <b>505,485.99</b>   | <b>-158,282.57</b>   | <b>-3,778,586.79</b> |
| <b>FUND TOTAL</b>                          |                           | <b>0.00</b>          | <b>1,767,585.56</b> | <b>-1,767,585.56</b> | <b>0.00</b>          |




# CHAMPAIGN COUNTY BALANCE SHEET

11/13/2023 10:09:04 AM

## FUND 2109 - INDOOR CLIMATE RESOURCES AGENCY PERIOD ENDING 10/31/2023

| ACCOUNT NUMBER                             | ACCOUNT DESCRIPTION      | BEGINNING BALANCE  | DEBITS            | CREDITS            | ENDING BALANCE       |
|--|--------------------------|--------------------|-------------------|--------------------|----------------------|
| <b>ASSETS AND OTHER DEBITS</b>             |                          |                    |                   |                    |                      |
| 100101                                     | CASH                     | -828,632.91        | 67,756.06         | -247,435.70        | -1,008,312.55        |
| 100102                                     | PETTY CASH               | 100.00             | 0.00              | 0.00               | 100.00               |
| <b>TOTAL ASSETS AND OTHER DEBITS</b>       |                          | <b>-828,532.91</b> | <b>67,756.06</b>  | <b>-247,435.70</b> | <b>-1,008,212.55</b> |
| <b>LIABILITIES AND OTHER CREDITS</b>       |                          |                    |                   |                    |                      |
| 200101                                     | ACCOUNTS PAYABLE         | -9,122.37          | 213,150.08        | -213,148.65        | -9,120.94            |
| 217000                                     | PAYROLL LIABILITY        | 0.00               | 87,687.00         | -87,687.00         | 0.00                 |
| <b>TOTAL LIABILITIES AND OTHER CREDITS</b> |                          | <b>-9,122.37</b>   | <b>300,837.08</b> | <b>-300,835.65</b> | <b>-9,120.94</b>     |
| <b>FUND EQUITY</b>                         |                          |                    |                   |                    |                      |
| 300101                                     | BUDGETED REVENUES        | 5,469,000.00       | 0.00              | 0.00               | 5,469,000.00         |
| 300301                                     | APPROPRIATIONS           | -5,469,000.00      | 0.00              | 0.00               | -5,469,000.00        |
| 300401                                     | EXPENDITURES             | 837,655.28         | 179,678.21        | 0.00               | 1,017,333.49         |
| 300501                                     | ENCUMBRANCES             | 5,585.52           | 0.00              | 0.00               | 5,585.52             |
| 300601                                     | RESERVE FOR ENCUMBRANCES | -5,585.52          | 0.00              | 0.00               | -5,585.52            |
| <b>TOTAL FUND EQUITY</b>                   |                          | <b>837,655.28</b>  | <b>179,678.21</b> | <b>0.00</b>        | <b>1,017,333.49</b>  |
| <b>FUND TOTAL</b>                          |                          | <b>0.00</b>        | <b>548,271.35</b> | <b>-548,271.35</b> | <b>0.00</b>          |




# CHAMPAIGN COUNTY BALANCE SHEET

11/13/2023 10:09:04 AM

## FUND 2110 - WORKFORCE DEVELOPMENT FND PERIOD ENDING 10/31/2023

| ACCOUNT NUMBER                             | ACCOUNT DESCRIPTION       | BEGINNING BALANCE  | DEBITS              | CREDITS              | ENDING BALANCE     |
|--|---------------------------|--------------------|---------------------|----------------------|--------------------|
| <b>ASSETS AND OTHER DEBITS</b>             |                           |                    |                     |                      |                    |
| 100101                                     | CASH                      | -351,464.02        | 395,013.60          | -368,329.01          | -324,779.43        |
| 100305                                     | DUE FROM OTHERS           | 11,667.00          | 0.00                | 0.00                 | 11,667.00          |
| <b>TOTAL ASSETS AND OTHER DEBITS</b>       |                           | <b>-339,797.02</b> | <b>395,013.60</b>   | <b>-368,329.01</b>   | <b>-313,112.43</b> |
| <b>LIABILITIES AND OTHER CREDITS</b>       |                           |                    |                     |                      |                    |
| 200101                                     | ACCOUNTS PAYABLE          | -38,346.16         | 351,744.89          | -488,344.99          | -174,946.26        |
| 217000                                     | PAYROLL LIABILITY         | 0.00               | 51,213.05           | -51,213.05           | 0.00               |
| <b>TOTAL LIABILITIES AND OTHER CREDITS</b> |                           | <b>-38,346.16</b>  | <b>402,957.94</b>   | <b>-539,558.04</b>   | <b>-174,946.26</b> |
| <b>FUND EQUITY</b>                         |                           |                    |                     |                      |                    |
| 300101                                     | BUDGETED REVENUES         | 2,893,500.00       | 0.00                | 0.00                 | 2,893,500.00       |
| 300201                                     | REVENUES                  | -1,806,335.55      | 0.00                | -250,930.53          | -2,057,266.08      |
| 300301                                     | APPROPRIATIONS            | -2,889,350.00      | 0.00                | 0.00                 | -2,889,350.00      |
| 300401                                     | EXPENDITURES              | 1,975,668.98       | 360,846.04          | 0.00                 | 2,336,515.02       |
| 300701                                     | FUND BALANCE - UNRESERVED | 208,809.75         | 0.00                | 0.00                 | 208,809.75         |
| 300703                                     | BUDGETARY FUND BALANCE    | -4,150.00          | 0.00                | 0.00                 | -4,150.00          |
| <b>TOTAL FUND EQUITY</b>                   |                           | <b>378,143.18</b>  | <b>360,846.04</b>   | <b>-250,930.53</b>   | <b>488,058.69</b>  |
| <b>FUND TOTAL</b>                          |                           | <b>0.00</b>        | <b>1,158,817.58</b> | <b>-1,158,817.58</b> | <b>0.00</b>        |




# CHAMPAIGN COUNTY BALANCE SHEET

11/13/2023 10:09:04 AM

## FUND 2120 - HWY IDOT REBUILD GRANT PERIOD ENDING 10/31/2023

| ACCOUNT NUMBER                             | ACCOUNT DESCRIPTION       | BEGINNING BALANCE    | DEBITS              | CREDITS              | ENDING BALANCE     |
|--|---------------------------|----------------------|---------------------|----------------------|--------------------|
| <b>ASSETS AND OTHER DEBITS</b>             |                           |                      |                     |                      |                    |
| 100101                                     | CASH                      | 1,107,238.76         | 609,661.80          | -1,219,323.60        | 497,576.96         |
| <b>TOTAL ASSETS AND OTHER DEBITS</b>       |                           | <b>1,107,238.76</b>  | <b>609,661.80</b>   | <b>-1,219,323.60</b> | <b>497,576.96</b>  |
| <b>LIABILITIES AND OTHER CREDITS</b>       |                           |                      |                     |                      |                    |
| 200101                                     | ACCOUNTS PAYABLE          | 0.00                 | 1,219,323.60        | -1,219,323.60        | 0.00               |
| <b>TOTAL LIABILITIES AND OTHER CREDITS</b> |                           | <b>0.00</b>          | <b>1,219,323.60</b> | <b>-1,219,323.60</b> | <b>0.00</b>        |
| <b>FUND EQUITY</b>                         |                           |                      |                     |                      |                    |
| 300101                                     | BUDGETED REVENUES         | 2,000.00             | 0.00                | 0.00                 | 2,000.00           |
| 300301                                     | APPROPRIATIONS            | -2,496,064.00        | 0.00                | 0.00                 | -2,496,064.00      |
| 300401                                     | EXPENDITURES              | 1,388,824.55         | 609,661.80          | 0.00                 | 1,998,486.35       |
| 300701                                     | FUND BALANCE - UNRESERVED | -2,496,063.31        | 0.00                | 0.00                 | -2,496,063.31      |
| 300703                                     | BUDGETARY FUND BALANCE    | 2,494,064.00         | 0.00                | 0.00                 | 2,494,064.00       |
| <b>TOTAL FUND EQUITY</b>                   |                           | <b>-1,107,238.76</b> | <b>609,661.80</b>   | <b>0.00</b>          | <b>-497,576.96</b> |
| <b>FUND TOTAL</b>                          |                           | <b>0.00</b>          | <b>2,438,647.20</b> | <b>-2,438,647.20</b> | <b>0.00</b>        |






# CHAMPAIGN COUNTY BALANCE SHEET

11/13/2023 10:09:04 AM

## FUND 2121 - TWP IDOT REBUILD GRANT PERIOD ENDING 10/31/2023

| ACCOUNT NUMBER                             | ACCOUNT DESCRIPTION       | BEGINNING BALANCE | DEBITS      | CREDITS     | ENDING BALANCE    |
|--|---------------------------|-------------------|-------------|-------------|-------------------|
| <b>ASSETS AND OTHER DEBITS</b>             |                           |                   |             |             |                   |
| 100101                                     | CASH                      | 61,269.88         | 0.00        | 0.00        | 61,269.88         |
| <b>TOTAL ASSETS AND OTHER DEBITS</b>       |                           | <b>61,269.88</b>  | <b>0.00</b> | <b>0.00</b> | <b>61,269.88</b>  |
| <b>LIABILITIES AND OTHER CREDITS</b>       |                           |                   |             |             |                   |
| <b>TOTAL LIABILITIES AND OTHER CREDITS</b> |                           | <b>0.00</b>       | <b>0.00</b> | <b>0.00</b> | <b>0.00</b>       |
| <b>FUND EQUITY</b>                         |                           |                   |             |             |                   |
| 300301                                     | APPROPRIATIONS            | -5,000,000.00     | 0.00        | 0.00        | -5,000,000.00     |
| 300401                                     | EXPENDITURES              | 1,749,095.87      | 0.00        | 0.00        | 1,749,095.87      |
| 300701                                     | FUND BALANCE - UNRESERVED | -1,810,365.75     | 0.00        | 0.00        | -1,810,365.75     |
| 300703                                     | BUDGETARY FUND BALANCE    | 5,000,000.00      | 0.00        | 0.00        | 5,000,000.00      |
| <b>TOTAL FUND EQUITY</b>                   |                           | <b>-61,269.88</b> | <b>0.00</b> | <b>0.00</b> | <b>-61,269.88</b> |
| <b>FUND TOTAL</b>                          |                           | <b>0.00</b>       | <b>0.00</b> | <b>0.00</b> | <b>0.00</b>       |




# CHAMPAIGN COUNTY BALANCE SHEET

11/13/2023 10:09:04 AM

## FUND 2188 - SOCIAL SECURITY FUND PERIOD ENDING 10/31/2023

| ACCOUNT NUMBER                             | ACCOUNT DESCRIPTION       | BEGINNING BALANCE    | DEBITS              | CREDITS              | ENDING BALANCE       |
|--|---------------------------|----------------------|---------------------|----------------------|----------------------|
| <b>ASSETS AND OTHER DEBITS</b>             |                           |                      |                     |                      |                      |
| 100101                                     | CASH                      | 1,489,085.07         | 1,534,281.63        | -1,384,282.09        | 1,639,084.61         |
| 100307                                     | DUE FROM OTHER FUNDS      | 0.00                 | 127,139.46          | -127,139.46          | 0.00                 |
| <b>TOTAL ASSETS AND OTHER DEBITS</b>       |                           | <b>1,489,085.07</b>  | <b>1,661,421.09</b> | <b>-1,511,421.55</b> | <b>1,639,084.61</b>  |
| <b>LIABILITIES AND OTHER CREDITS</b>       |                           |                      |                     |                      |                      |
| 200101                                     | ACCOUNTS PAYABLE          | -3,020.93            | 276,563.38          | -273,542.45          | 0.00                 |
| 200103                                     | DUE TO OTHERS             | 0.00                 | 270,521.52          | 0.00                 | 270,521.52           |
| 200202                                     | FIT/FICA 941 WH           | 2,468.42             | 1,868,977.73        | -1,868,977.73        | 2,468.42             |
| 200203                                     | IL SIT WH                 | 552.51               | 324,837.08          | -324,837.08          | 552.51               |
| 217000                                     | PAYROLL LIABILITY         | 0.00                 | 0.00                | -541,043.04          | -541,043.04          |
| <b>TOTAL LIABILITIES AND OTHER CREDITS</b> |                           | <b>0.00</b>          | <b>2,740,899.71</b> | <b>-3,008,400.30</b> | <b>-267,500.59</b>   |
| <b>FUND EQUITY</b>                         |                           |                      |                     |                      |                      |
| 300101                                     | BUDGETED REVENUES         | 2,011,043.00         | 0.00                | 0.00                 | 2,011,043.00         |
| 300201                                     | REVENUES                  | -1,890,186.47        | 45,465.96           | -71,346.97           | -1,916,067.48        |
| 300301                                     | APPROPRIATIONS            | -2,010,143.00        | 0.00                | 0.00                 | -2,010,143.00        |
| 300401                                     | EXPENDITURES              | 1,342,762.39         | 143,382.06          | 0.00                 | 1,486,144.45         |
| 300701                                     | FUND BALANCE - UNRESERVED | -941,660.99          | 0.00                | 0.00                 | -941,660.99          |
| 300703                                     | BUDGETARY FUND BALANCE    | -900.00              | 0.00                | 0.00                 | -900.00              |
| <b>TOTAL FUND EQUITY</b>                   |                           | <b>-1,489,085.07</b> | <b>188,848.02</b>   | <b>-71,346.97</b>    | <b>-1,371,584.02</b> |
| <b>FUND TOTAL</b>                          |                           | <b>0.00</b>          | <b>4,591,168.82</b> | <b>-4,591,168.82</b> | <b>0.00</b>          |




# CHAMPAIGN COUNTY BALANCE SHEET

11/13/2023 10:09:04 AM

## FUND 2474 - RPC USDA REVOLVING LOANS

PERIOD ENDING 10/31/2023

| ACCOUNT NUMBER                             | ACCOUNT DESCRIPTION       | BEGINNING BALANCE  | DEBITS          | CREDITS          | ENDING BALANCE     |
|--|---------------------------|--------------------|-----------------|------------------|--------------------|
| <b>ASSETS AND OTHER DEBITS</b>             |                           |                    |                 |                  |                    |
| 100101                                     | CASH                      | 366,114.71         | 4,760.86        | -4,217.51        | 366,658.06         |
| 100305                                     | DUE FROM OTHERS           | 440,944.76         | 4,217.51        | -4,068.88        | 441,093.39         |
| <b>TOTAL ASSETS AND OTHER DEBITS</b>       |                           | <b>807,059.47</b>  | <b>8,978.37</b> | <b>-8,286.39</b> | <b>807,751.45</b>  |
| <b>LIABILITIES AND OTHER CREDITS</b>       |                           |                    |                 |                  |                    |
| <b>TOTAL LIABILITIES AND OTHER CREDITS</b> |                           | <b>0.00</b>        | <b>0.00</b>     | <b>0.00</b>      | <b>0.00</b>        |
| <b>FUND EQUITY</b>                         |                           |                    |                 |                  |                    |
| 300101                                     | BUDGETED REVENUES         | 15,030.00          | 0.00            | 0.00             | 15,030.00          |
| 300201                                     | REVENUES                  | -8,964.57          | 0.00            | -691.98          | -9,656.55          |
| 300301                                     | APPROPRIATIONS            | -42,000.00         | 0.00            | 0.00             | -42,000.00         |
| 300401                                     | EXPENDITURES              | 32,838.13          | 0.00            | 0.00             | 32,838.13          |
| 300701                                     | FUND BALANCE - UNRESERVED | -830,933.03        | 0.00            | 0.00             | -830,933.03        |
| 300703                                     | BUDGETARY FUND BALANCE    | 26,970.00          | 0.00            | 0.00             | 26,970.00          |
| <b>TOTAL FUND EQUITY</b>                   |                           | <b>-807,059.47</b> | <b>0.00</b>     | <b>-691.98</b>   | <b>-807,751.45</b> |
| <b>FUND TOTAL</b>                          |                           | <b>0.00</b>        | <b>8,978.37</b> | <b>-8,978.37</b> | <b>0.00</b>        |




# CHAMPAIGN COUNTY BALANCE SHEET

11/13/2023 10:09:04 AM

## FUND 2475 - RPC ECON DEVELOPMNT LOANS PERIOD ENDING 10/31/2023

| ACCOUNT NUMBER                             | ACCOUNT DESCRIPTION       | BEGINNING BALANCE    | DEBITS           | CREDITS           | ENDING BALANCE       |
|--|---------------------------|----------------------|------------------|-------------------|----------------------|
| <b>ASSETS AND OTHER DEBITS</b>             |                           |                      |                  |                   |                      |
| 100101                                     | CASH                      | 1,998,327.36         | 33,695.69        | 0.00              | 2,032,023.05         |
| 100305                                     | DUE FROM OTHERS           | 3,954,374.82         | 0.00             | -24,661.54        | 3,929,713.28         |
| 100307                                     | DUE FROM OTHER FUNDS      | -5,444.53            | 5,444.53         | 0.00              | 0.00                 |
| <b>TOTAL ASSETS AND OTHER DEBITS</b>       |                           | <b>5,947,257.65</b>  | <b>39,140.22</b> | <b>-24,661.54</b> | <b>5,961,736.33</b>  |
| <b>LIABILITIES AND OTHER CREDITS</b>       |                           |                      |                  |                   |                      |
| <b>TOTAL LIABILITIES AND OTHER CREDITS</b> |                           | <b>0.00</b>          | <b>0.00</b>      | <b>0.00</b>       | <b>0.00</b>          |
| <b>FUND EQUITY</b>                         |                           |                      |                  |                   |                      |
| 300101                                     | BUDGETED REVENUES         | 183,000.00           | 0.00             | 0.00              | 183,000.00           |
| 300201                                     | REVENUES                  | -150,754.68          | 0.00             | -14,478.68        | -165,233.36          |
| 300301                                     | APPROPRIATIONS            | -1,961,251.00        | 0.00             | 0.00              | -1,961,251.00        |
| 300401                                     | EXPENDITURES              | 1,734,492.96         | 0.00             | 0.00              | 1,734,492.96         |
| 300701                                     | FUND BALANCE - UNRESERVED | -7,530,995.93        | 0.00             | 0.00              | -7,530,995.93        |
| 300703                                     | BUDGETARY FUND BALANCE    | 1,778,251.00         | 0.00             | 0.00              | 1,778,251.00         |
| <b>TOTAL FUND EQUITY</b>                   |                           | <b>-5,947,257.65</b> | <b>0.00</b>      | <b>-14,478.68</b> | <b>-5,961,736.33</b> |
| <b>FUND TOTAL</b>                          |                           | <b>0.00</b>          | <b>39,140.22</b> | <b>-39,140.22</b> | <b>0.00</b>          |




# CHAMPAIGN COUNTY BALANCE SHEET

11/13/2023 10:09:04 AM

## FUND 2609 - TAX INDEMNITY FUND PERIOD ENDING 10/31/2023

| ACCOUNT NUMBER                             | ACCOUNT DESCRIPTION       | BEGINNING BALANCE  | DEBITS           | CREDITS           | ENDING BALANCE     |
|--|---------------------------|--------------------|------------------|-------------------|--------------------|
| <b>ASSETS AND OTHER DEBITS</b>             |                           |                    |                  |                   |                    |
| 100101                                     | CASH                      | 458,135.62         | 26,183.34        | -38,827.07        | 445,491.89         |
| <b>TOTAL ASSETS AND OTHER DEBITS</b>       |                           | <b>458,135.62</b>  | <b>26,183.34</b> | <b>-38,827.07</b> | <b>445,491.89</b>  |
| <b>LIABILITIES AND OTHER CREDITS</b>       |                           |                    |                  |                   |                    |
| <b>TOTAL LIABILITIES AND OTHER CREDITS</b> |                           | <b>0.00</b>        | <b>0.00</b>      | <b>0.00</b>       | <b>0.00</b>        |
| <b>FUND EQUITY</b>                         |                           |                    |                  |                   |                    |
| 300201                                     | REVENUES                  | -32,133.93         | 38,827.07        | -26,183.34        | -19,490.20         |
| 300301                                     | APPROPRIATIONS            | -99,000.00         | 0.00             | 0.00              | -99,000.00         |
| 300401                                     | EXPENDITURES              | 99,000.00          | 0.00             | 0.00              | 99,000.00          |
| 300701                                     | FUND BALANCE - UNRESERVED | 525,001.69         | 0.00             | 0.00              | 525,001.69         |
| 300702                                     | FUND BALANCE - RESERVED   | -1,050,003.38      | 0.00             | 0.00              | -1,050,003.38      |
| 300703                                     | BUDGETARY FUND BALANCE    | 99,000.00          | 0.00             | 0.00              | 99,000.00          |
| <b>TOTAL FUND EQUITY</b>                   |                           | <b>-458,135.62</b> | <b>38,827.07</b> | <b>-26,183.34</b> | <b>-445,491.89</b> |
| <b>FUND TOTAL</b>                          |                           | <b>0.00</b>        | <b>65,010.41</b> | <b>-65,010.41</b> | <b>0.00</b>        |




# CHAMPAIGN COUNTY BALANCE SHEET

11/13/2023 10:09:04 AM

## FUND 2610 - WORKING CASH FUND PERIOD ENDING 10/31/2023

| ACCOUNT NUMBER                             | ACCOUNT DESCRIPTION       | BEGINNING BALANCE  | DEBITS           | CREDITS           | ENDING BALANCE     |
|--|---------------------------|--------------------|------------------|-------------------|--------------------|
| <b>ASSETS AND OTHER DEBITS</b>             |                           |                    |                  |                   |                    |
| 100101                                     | CASH                      | 384,543.17         | 23,210.41        | -28,086.44        | 379,667.14         |
| <b>TOTAL ASSETS AND OTHER DEBITS</b>       |                           | <b>384,543.17</b>  | <b>23,210.41</b> | <b>-28,086.44</b> | <b>379,667.14</b>  |
| <b>LIABILITIES AND OTHER CREDITS</b>       |                           |                    |                  |                   |                    |
| <b>TOTAL LIABILITIES AND OTHER CREDITS</b> |                           | <b>0.00</b>        | <b>0.00</b>      | <b>0.00</b>       | <b>0.00</b>        |
| <b>FUND EQUITY</b>                         |                           |                    |                  |                   |                    |
| 300101                                     | BUDGETED REVENUES         | 7,000.00           | 0.00             | 0.00              | 7,000.00           |
| 300201                                     | REVENUES                  | -6,828.56          | 28,086.44        | -23,210.41        | -1,952.53          |
| 300301                                     | APPROPRIATIONS            | -7,000.00          | 0.00             | 0.00              | -7,000.00          |
| 300701                                     | FUND BALANCE - UNRESERVED | -377,714.61        | 0.00             | 0.00              | -377,714.61        |
| <b>TOTAL FUND EQUITY</b>                   |                           | <b>-384,543.17</b> | <b>28,086.44</b> | <b>-23,210.41</b> | <b>-379,667.14</b> |
| <b>FUND TOTAL</b>                          |                           | <b>0.00</b>        | <b>51,296.85</b> | <b>-51,296.85</b> | <b>0.00</b>        |




# CHAMPAIGN COUNTY BALANCE SHEET

11/13/2023 10:09:04 AM

## FUND 2611 - COUNTY CLK SURCHARGE FUND PERIOD ENDING 10/31/2023

| ACCOUNT NUMBER                             | ACCOUNT DESCRIPTION | BEGINNING BALANCE | DEBITS          | CREDITS          | ENDING BALANCE |
|--|---------------------|-------------------|-----------------|------------------|----------------|
| <b>ASSETS AND OTHER DEBITS</b>             |                     |                   |                 |                  |                |
| 100101                                     | CASH                | 0.00              | 1,878.00        | -1,878.00        | 0.00           |
| <b>TOTAL ASSETS AND OTHER DEBITS</b>       |                     | <b>0.00</b>       | <b>1,878.00</b> | <b>-1,878.00</b> | <b>0.00</b>    |
| <b>LIABILITIES AND OTHER CREDITS</b>       |                     |                   |                 |                  |                |
| 200101                                     | ACCOUNTS PAYABLE    | 0.00              | 1,878.00        | -1,878.00        | 0.00           |
| 200103                                     | DUE TO OTHERS       | 0.00              | 939.00          | -939.00          | 0.00           |
| <b>TOTAL LIABILITIES AND OTHER CREDITS</b> |                     | <b>0.00</b>       | <b>2,817.00</b> | <b>-2,817.00</b> | <b>0.00</b>    |
| <b>FUND EQUITY</b>                         |                     |                   |                 |                  |                |
| <b>TOTAL FUND EQUITY</b>                   |                     | <b>0.00</b>       | <b>0.00</b>     | <b>0.00</b>      | <b>0.00</b>    |
| <b>FUND TOTAL</b>                          |                     | <b>0.00</b>       | <b>4,695.00</b> | <b>-4,695.00</b> | <b>0.00</b>    |




# CHAMPAIGN COUNTY BALANCE SHEET

11/13/2023 10:09:04 AM

## FUND 2612 - SHERIFF DRUG FORFEITURES PERIOD ENDING 10/31/2023

| ACCOUNT NUMBER                             | ACCOUNT DESCRIPTION       | BEGINNING BALANCE  | DEBITS           | CREDITS           | ENDING BALANCE     |
|--|---------------------------|--------------------|------------------|-------------------|--------------------|
| <b>ASSETS AND OTHER DEBITS</b>             |                           |                    |                  |                   |                    |
| 100101                                     | CASH                      | 21,709.17          | 7,068.26         | -9,544.61         | 19,232.82          |
| <b>TOTAL ASSETS AND OTHER DEBITS</b>       |                           | <b>21,709.17</b>   | <b>7,068.26</b>  | <b>-9,544.61</b>  | <b>19,232.82</b>   |
| <b>LIABILITIES AND OTHER CREDITS</b>       |                           |                    |                  |                   |                    |
| 200101                                     | ACCOUNTS PAYABLE          | -505.15            | 1,328.24         | -1,807.18         | -984.09            |
| 200103                                     | DUE TO OTHERS             | 86,100.00          | 0.00             | 0.00              | 86,100.00          |
| <b>TOTAL LIABILITIES AND OTHER CREDITS</b> |                           | <b>85,594.85</b>   | <b>1,328.24</b>  | <b>-1,807.18</b>  | <b>85,115.91</b>   |
| <b>FUND EQUITY</b>                         |                           |                    |                  |                   |                    |
| 300101                                     | BUDGETED REVENUES         | 10,100.00          | 0.00             | 0.00              | 10,100.00          |
| 300201                                     | REVENUES                  | -11,600.85         | 8,216.37         | -6,404.14         | -9,788.62          |
| 300301                                     | APPROPRIATIONS            | -21,100.00         | 0.00             | 0.00              | -21,100.00         |
| 300401                                     | EXPENDITURES              | 17,603.55          | 1,143.06         | 0.00              | 18,746.61          |
| 300701                                     | FUND BALANCE - UNRESERVED | -113,306.72        | 0.00             | 0.00              | -113,306.72        |
| 300703                                     | BUDGETARY FUND BALANCE    | 11,000.00          | 0.00             | 0.00              | 11,000.00          |
| <b>TOTAL FUND EQUITY</b>                   |                           | <b>-107,304.02</b> | <b>9,359.43</b>  | <b>-6,404.14</b>  | <b>-104,348.73</b> |
| <b>FUND TOTAL</b>                          |                           | <b>0.00</b>        | <b>17,755.93</b> | <b>-17,755.93</b> | <b>0.00</b>        |






# CHAMPAIGN COUNTY BALANCE SHEET

11/13/2023 10:09:04 AM

## FUND 2613 - COURT'S AUTOMATION FUND PERIOD ENDING 10/31/2023

| ACCOUNT NUMBER                             | ACCOUNT DESCRIPTION       | BEGINNING BALANCE  | DEBITS           | CREDITS           | ENDING BALANCE     |
|--|---------------------------|--------------------|------------------|-------------------|--------------------|
| <b>ASSETS AND OTHER DEBITS</b>             |                           |                    |                  |                   |                    |
| 100101                                     | CASH                      | 141,003.71         | 26,210.06        | -2,036.28         | 165,177.49         |
| <b>TOTAL ASSETS AND OTHER DEBITS</b>       |                           | <b>141,003.71</b>  | <b>26,210.06</b> | <b>-2,036.28</b>  | <b>165,177.49</b>  |
| <b>LIABILITIES AND OTHER CREDITS</b>       |                           |                    |                  |                   |                    |
| <b>TOTAL LIABILITIES AND OTHER CREDITS</b> |                           | <b>0.00</b>        | <b>0.00</b>      | <b>0.00</b>       | <b>0.00</b>        |
| <b>FUND EQUITY</b>                         |                           |                    |                  |                   |                    |
| 300101                                     | BUDGETED REVENUES         | 252,323.42         | 0.00             | 0.00              | 252,323.42         |
| 300201                                     | REVENUES                  | -228,539.15        | 2,036.28         | -26,210.06        | -252,712.93        |
| 300301                                     | APPROPRIATIONS            | -345,242.42        | 0.00             | 0.00              | -345,242.42        |
| 300401                                     | EXPENDITURES              | 210,537.31         | 0.00             | 0.00              | 210,537.31         |
| 300701                                     | FUND BALANCE - UNRESERVED | -123,001.87        | 0.00             | 0.00              | -123,001.87        |
| 300703                                     | BUDGETARY FUND BALANCE    | 92,919.00          | 0.00             | 0.00              | 92,919.00          |
| <b>TOTAL FUND EQUITY</b>                   |                           | <b>-141,003.71</b> | <b>2,036.28</b>  | <b>-26,210.06</b> | <b>-165,177.49</b> |
| <b>FUND TOTAL</b>                          |                           | <b>0.00</b>        | <b>28,246.34</b> | <b>-28,246.34</b> | <b>0.00</b>        |




# CHAMPAIGN COUNTY BALANCE SHEET

11/13/2023 10:09:04 AM

**FUND 2614 - RECORDER'S AUTOMATION FND  
PERIOD ENDING 10/31/2023**

| ACCOUNT NUMBER                             | ACCOUNT DESCRIPTION       | BEGINNING BALANCE  | DEBITS            | CREDITS            | ENDING BALANCE     |
|--|---------------------------|--------------------|-------------------|--------------------|--------------------|
| <b>ASSETS AND OTHER DEBITS</b>             |                           |                    |                   |                    |                    |
| 100101                                     | CASH                      | 611,333.52         | 54,605.53         | -47,076.02         | 618,863.03         |
| <b>TOTAL ASSETS AND OTHER DEBITS</b>       |                           | <b>611,333.52</b>  | <b>54,605.53</b>  | <b>-47,076.02</b>  | <b>618,863.03</b>  |
| <b>LIABILITIES AND OTHER CREDITS</b>       |                           |                    |                   |                    |                    |
| 200101                                     | ACCOUNTS PAYABLE          | -2,500.00          | 6,440.32          | -5,244.53          | -1,304.21          |
| 217000                                     | PAYROLL LIABILITY         | 0.00               | 1,185.84          | -1,185.84          | 0.00               |
| <b>TOTAL LIABILITIES AND OTHER CREDITS</b> |                           | <b>-2,500.00</b>   | <b>7,626.16</b>   | <b>-6,430.37</b>   | <b>-1,304.21</b>   |
| <b>FUND EQUITY</b>                         |                           |                    |                   |                    |                    |
| 300101                                     | BUDGETED REVENUES         | 181,000.00         | 0.00              | 0.00               | 181,000.00         |
| 300201                                     | REVENUES                  | -146,666.80        | 40,635.70         | -51,978.29         | -158,009.39        |
| 300301                                     | APPROPRIATIONS            | -210,031.00        | 0.00              | 0.00               | -210,031.00        |
| 300401                                     | EXPENDITURES              | 117,480.40         | 2,617.29          | 0.00               | 120,097.69         |
| 300701                                     | FUND BALANCE - UNRESERVED | -579,647.12        | 0.00              | 0.00               | -579,647.12        |
| 300703                                     | BUDGETARY FUND BALANCE    | 29,031.00          | 0.00              | 0.00               | 29,031.00          |
| <b>TOTAL FUND EQUITY</b>                   |                           | <b>-608,833.52</b> | <b>43,252.99</b>  | <b>-51,978.29</b>  | <b>-617,558.82</b> |
| <b>FUND TOTAL</b>                          |                           | <b>0.00</b>        | <b>105,484.68</b> | <b>-105,484.68</b> | <b>0.00</b>        |




# CHAMPAIGN COUNTY BALANCE SHEET

11/13/2023 10:09:04 AM

## FUND 2615 - PUBLIC DEFENDER AUTOMATN PERIOD ENDING 10/31/2023

| ACCOUNT NUMBER                             | ACCOUNT DESCRIPTION       | BEGINNING BALANCE | DEBITS        | CREDITS        | ENDING BALANCE   |
|--|---------------------------|-------------------|---------------|----------------|------------------|
| <b>ASSETS AND OTHER DEBITS</b>             |                           |                   |               |                |                  |
| 100101                                     | CASH                      | 6,218.60          | 393.00        | 0.00           | 6,611.60         |
| <b>TOTAL ASSETS AND OTHER DEBITS</b>       |                           | <b>6,218.60</b>   | <b>393.00</b> | <b>0.00</b>    | <b>6,611.60</b>  |
| <b>LIABILITIES AND OTHER CREDITS</b>       |                           |                   |               |                |                  |
| <b>TOTAL LIABILITIES AND OTHER CREDITS</b> |                           | <b>0.00</b>       | <b>0.00</b>   | <b>0.00</b>    | <b>0.00</b>      |
| <b>FUND EQUITY</b>                         |                           |                   |               |                |                  |
| 300101                                     | BUDGETED REVENUES         | 650.00            | 0.00          | 0.00           | 650.00           |
| 300201                                     | REVENUES                  | -3,612.60         | 0.00          | -393.00        | -4,005.60        |
| 300301                                     | APPROPRIATIONS            | -650.00           | 0.00          | 0.00           | -650.00          |
| 300701                                     | FUND BALANCE - UNRESERVED | -2,606.00         | 0.00          | 0.00           | -2,606.00        |
| <b>TOTAL FUND EQUITY</b>                   |                           | <b>-6,218.60</b>  | <b>0.00</b>   | <b>-393.00</b> | <b>-6,611.60</b> |
| <b>FUND TOTAL</b>                          |                           | <b>0.00</b>       | <b>393.00</b> | <b>-393.00</b> | <b>0.00</b>      |




# CHAMPAIGN COUNTY BALANCE SHEET

11/13/2023 10:09:04 AM

## FUND 2617 - CHILD SUPPORT SERV FUND PERIOD ENDING 10/31/2023

| ACCOUNT NUMBER                             | ACCOUNT DESCRIPTION       | BEGINNING BALANCE | DEBITS          | CREDITS          | ENDING BALANCE    |
|--|---------------------------|-------------------|-----------------|------------------|-------------------|
| <b>ASSETS AND OTHER DEBITS</b>             |                           |                   |                 |                  |                   |
| 100101                                     | CASH                      | 43,522.35         | 2,769.30        | -3,354.82        | 42,936.83         |
| <b>TOTAL ASSETS AND OTHER DEBITS</b>       |                           | <b>43,522.35</b>  | <b>2,769.30</b> | <b>-3,354.82</b> | <b>42,936.83</b>  |
| <b>LIABILITIES AND OTHER CREDITS</b>       |                           |                   |                 |                  |                   |
| <b>TOTAL LIABILITIES AND OTHER CREDITS</b> |                           | <b>0.00</b>       | <b>0.00</b>     | <b>0.00</b>      | <b>0.00</b>       |
| <b>FUND EQUITY</b>                         |                           |                   |                 |                  |                   |
| 300101                                     | BUDGETED REVENUES         | 10,000.00         | 0.00            | 0.00             | 10,000.00         |
| 300201                                     | REVENUES                  | -1,132.23         | 3,354.82        | -2,769.30        | -546.71           |
| 300301                                     | APPROPRIATIONS            | -10,000.00        | 0.00            | 0.00             | -10,000.00        |
| 300401                                     | EXPENDITURES              | 5,000.00          | 0.00            | 0.00             | 5,000.00          |
| 300701                                     | FUND BALANCE - UNRESERVED | -47,390.12        | 0.00            | 0.00             | -47,390.12        |
| <b>TOTAL FUND EQUITY</b>                   |                           | <b>-43,522.35</b> | <b>3,354.82</b> | <b>-2,769.30</b> | <b>-42,936.83</b> |
| <b>FUND TOTAL</b>                          |                           | <b>0.00</b>       | <b>6,124.12</b> | <b>-6,124.12</b> | <b>0.00</b>       |




# CHAMPAIGN COUNTY BALANCE SHEET

11/13/2023 10:09:04 AM

## FUND 2618 - PROBATION SERVICES FUND PERIOD ENDING 10/31/2023

| ACCOUNT NUMBER                             | ACCOUNT DESCRIPTION       | BEGINNING BALANCE    | DEBITS            | CREDITS            | ENDING BALANCE       |
|--|---------------------------|----------------------|-------------------|--------------------|----------------------|
| <b>ASSETS AND OTHER DEBITS</b>             |                           |                      |                   |                    |                      |
| 100101                                     | CASH                      | 2,107,046.62         | 156,847.23        | -164,819.61        | 2,099,074.24         |
| <b>TOTAL ASSETS AND OTHER DEBITS</b>       |                           | <b>2,107,046.62</b>  | <b>156,847.23</b> | <b>-164,819.61</b> | <b>2,099,074.24</b>  |
| <b>LIABILITIES AND OTHER CREDITS</b>       |                           |                      |                   |                    |                      |
| 200101                                     | ACCOUNTS PAYABLE          | -1,736.98            | 15,463.54         | -16,446.23         | -2,719.67            |
| <b>TOTAL LIABILITIES AND OTHER CREDITS</b> |                           | <b>-1,736.98</b>     | <b>15,463.54</b>  | <b>-16,446.23</b>  | <b>-2,719.67</b>     |
| <b>FUND EQUITY</b>                         |                           |                      |                   |                    |                      |
| 300101                                     | BUDGETED REVENUES         | 365,000.00           | 0.00              | 0.00               | 365,000.00           |
| 300201                                     | REVENUES                  | -250,832.05          | 149,356.07        | -149,115.46        | -250,591.44          |
| 300301                                     | APPROPRIATIONS            | -474,000.00          | 0.00              | 0.00               | -474,000.00          |
| 300401                                     | EXPENDITURES              | 160,029.58           | 8,714.46          | 0.00               | 168,744.04           |
| 300701                                     | FUND BALANCE - UNRESERVED | -2,014,507.17        | 0.00              | 0.00               | -2,014,507.17        |
| 300703                                     | BUDGETARY FUND BALANCE    | 109,000.00           | 0.00              | 0.00               | 109,000.00           |
| <b>TOTAL FUND EQUITY</b>                   |                           | <b>-2,105,309.64</b> | <b>158,070.53</b> | <b>-149,115.46</b> | <b>-2,096,354.57</b> |
| <b>FUND TOTAL</b>                          |                           | <b>0.00</b>          | <b>330,381.30</b> | <b>-330,381.30</b> | <b>0.00</b>          |




# CHAMPAIGN COUNTY BALANCE SHEET

11/13/2023 10:09:04 AM

**FUND 2619 - TAX SALE AUTOMATION FUND  
PERIOD ENDING 10/31/2023**

| ACCOUNT NUMBER                             | ACCOUNT DESCRIPTION       | BEGINNING BALANCE | DEBITS          | CREDITS          | ENDING BALANCE   |
|--|---------------------------|-------------------|-----------------|------------------|------------------|
| <b>ASSETS AND OTHER DEBITS</b>             |                           |                   |                 |                  |                  |
| 100101                                     | CASH                      | 6,117.24          | 1,021.11        | -1,482.74        | 5,655.61         |
| <b>TOTAL ASSETS AND OTHER DEBITS</b>       |                           | <b>6,117.24</b>   | <b>1,021.11</b> | <b>-1,482.74</b> | <b>5,655.61</b>  |
| <b>LIABILITIES AND OTHER CREDITS</b>       |                           |                   |                 |                  |                  |
| 200101                                     | ACCOUNTS PAYABLE          | 0.00              | 588.80          | -588.80          | 0.00             |
| 217000                                     | PAYROLL LIABILITY         | 0.00              | 492.00          | -492.00          | 0.00             |
| <b>TOTAL LIABILITIES AND OTHER CREDITS</b> |                           | <b>0.00</b>       | <b>1,080.80</b> | <b>-1,080.80</b> | <b>0.00</b>      |
| <b>FUND EQUITY</b>                         |                           |                   |                 |                  |                  |
| 300101                                     | BUDGETED REVENUES         | 17,400.00         | 0.00            | 0.00             | 17,400.00        |
| 300201                                     | REVENUES                  | -7,598.78         | 893.94          | -972.71          | -7,677.55        |
| 300301                                     | APPROPRIATIONS            | -17,157.00        | 0.00            | 0.00             | -17,157.00       |
| 300401                                     | EXPENDITURES              | 13,460.81         | 540.40          | 0.00             | 14,001.21        |
| 300701                                     | FUND BALANCE - UNRESERVED | -11,979.27        | 0.00            | 0.00             | -11,979.27       |
| 300703                                     | BUDGETARY FUND BALANCE    | -243.00           | 0.00            | 0.00             | -243.00          |
| <b>TOTAL FUND EQUITY</b>                   |                           | <b>-6,117.24</b>  | <b>1,434.34</b> | <b>-972.71</b>   | <b>-5,655.61</b> |
| <b>FUND TOTAL</b>                          |                           | <b>0.00</b>       | <b>3,536.25</b> | <b>-3,536.25</b> | <b>0.00</b>      |




# CHAMPAIGN COUNTY BALANCE SHEET

11/13/2023 10:09:04 AM

## FUND 2621 - STS ATTY DRUG FORFEITURES PERIOD ENDING 10/31/2023

| ACCOUNT NUMBER                             | ACCOUNT DESCRIPTION       | BEGINNING BALANCE | DEBITS           | CREDITS           | ENDING BALANCE    |
|--|---------------------------|-------------------|------------------|-------------------|-------------------|
| <b>ASSETS AND OTHER DEBITS</b>             |                           |                   |                  |                   |                   |
| 100101                                     | CASH                      | 66,721.26         | 37,682.18        | -29,437.31        | 74,966.13         |
| <b>TOTAL ASSETS AND OTHER DEBITS</b>       |                           | <b>66,721.26</b>  | <b>37,682.18</b> | <b>-29,437.31</b> | <b>74,966.13</b>  |
| <b>LIABILITIES AND OTHER CREDITS</b>       |                           |                   |                  |                   |                   |
| 200101                                     | ACCOUNTS PAYABLE          | 0.00              | 21,960.10        | -24,492.28        | -2,532.18         |
| <b>TOTAL LIABILITIES AND OTHER CREDITS</b> |                           | <b>0.00</b>       | <b>21,960.10</b> | <b>-24,492.28</b> | <b>-2,532.18</b>  |
| <b>FUND EQUITY</b>                         |                           |                   |                  |                   |                   |
| 300101                                     | BUDGETED REVENUES         | 24,075.00         | 0.00             | 0.00              | 24,075.00         |
| 300201                                     | REVENUES                  | -26,154.81        | 7,477.21         | -26,702.13        | -45,379.73        |
| 300301                                     | APPROPRIATIONS            | -107,175.00       | 0.00             | 0.00              | -107,175.00       |
| 300401                                     | EXPENDITURES              | 59,789.92         | 13,512.23        | 0.00              | 73,302.15         |
| 300701                                     | FUND BALANCE - UNRESERVED | -100,356.37       | 0.00             | 0.00              | -100,356.37       |
| 300703                                     | BUDGETARY FUND BALANCE    | 83,100.00         | 0.00             | 0.00              | 83,100.00         |
| <b>TOTAL FUND EQUITY</b>                   |                           | <b>-66,721.26</b> | <b>20,989.44</b> | <b>-26,702.13</b> | <b>-72,433.95</b> |
| <b>FUND TOTAL</b>                          |                           | <b>0.00</b>       | <b>80,631.72</b> | <b>-80,631.72</b> | <b>0.00</b>       |



# CHAMPAIGN COUNTY BALANCE SHEET


11/13/2023 10:09:04 AM

## FUND 2627 - PROPERTY TAX INT FEE FUND

PERIOD ENDING 10/31/2023

| ACCOUNT NUMBER                             | ACCOUNT DESCRIPTION       | BEGINNING BALANCE  | DEBITS       | CREDITS       | ENDING BALANCE     |
|--|---------------------------|--------------------|--------------|---------------|--------------------|
| <b>ASSETS AND OTHER DEBITS</b>             |                           |                    |              |               |                    |
| 100101                                     | CASH                      | 773.63             | 46.70        | -16.30        | 804.03             |
| 100201                                     | TERM INVESTMENTS          | 100,000.00         | 0.00         | 0.00          | 100,000.00         |
| <b>TOTAL ASSETS AND OTHER DEBITS</b>       |                           | <b>100,773.63</b>  | <b>46.70</b> | <b>-16.30</b> | <b>100,804.03</b>  |
| <b>LIABILITIES AND OTHER CREDITS</b>       |                           |                    |              |               |                    |
| <b>TOTAL LIABILITIES AND OTHER CREDITS</b> |                           | <b>0.00</b>        | <b>0.00</b>  | <b>0.00</b>   | <b>0.00</b>        |
| <b>FUND EQUITY</b>                         |                           |                    |              |               |                    |
| 300101                                     | BUDGETED REVENUES         | 57,000.00          | 0.00         | 0.00          | 57,000.00          |
| 300201                                     | REVENUES                  | -628.05            | 16.30        | -46.70        | -658.45            |
| 300301                                     | APPROPRIATIONS            | -57,000.00         | 0.00         | 0.00          | -57,000.00         |
| 300701                                     | FUND BALANCE - UNRESERVED | -100,145.58        | 0.00         | 0.00          | -100,145.58        |
| <b>TOTAL FUND EQUITY</b>                   |                           | <b>-100,773.63</b> | <b>16.30</b> | <b>-46.70</b> | <b>-100,804.03</b> |
| <b>FUND TOTAL</b>                          |                           | <b>0.00</b>        | <b>63.00</b> | <b>-63.00</b> | <b>0.00</b>        |






# CHAMPAIGN COUNTY BALANCE SHEET

11/13/2023 10:09:04 AM

**FUND 2628 - ELECTN ASSIST/ACCESSIBLTY  
PERIOD ENDING 10/31/2023**

| ACCOUNT NUMBER                             | ACCOUNT DESCRIPTION       | BEGINNING BALANCE  | DEBITS          | CREDITS          | ENDING BALANCE     |
|--|---------------------------|--------------------|-----------------|------------------|--------------------|
| <b>ASSETS AND OTHER DEBITS</b>             |                           |                    |                 |                  |                    |
| 100101                                     | CASH                      | -156,521.82        | 701.67          | -2,739.54        | -158,559.69        |
| <b>TOTAL ASSETS AND OTHER DEBITS</b>       |                           | <b>-156,521.82</b> | <b>701.67</b>   | <b>-2,739.54</b> | <b>-158,559.69</b> |
| <b>LIABILITIES AND OTHER CREDITS</b>       |                           |                    |                 |                  |                    |
| 200101                                     | ACCOUNTS PAYABLE          | -180.05            | 2,739.54        | -3,292.35        | -732.86            |
| 217000                                     | PAYROLL LIABILITY         | 0.00               | 1,724.45        | -1,724.45        | 0.00               |
| <b>TOTAL LIABILITIES AND OTHER CREDITS</b> |                           | <b>-180.05</b>     | <b>4,463.99</b> | <b>-5,016.80</b> | <b>-732.86</b>     |
| <b>FUND EQUITY</b>                         |                           |                    |                 |                  |                    |
| 300101                                     | BUDGETED REVENUES         | 230,607.00         | 0.00            | 0.00             | 230,607.00         |
| 300201                                     | REVENUES                  | -117,597.93        | 0.00            | 0.00             | -117,597.93        |
| 300301                                     | APPROPRIATIONS            | -230,607.00        | 0.00            | 0.00             | -230,607.00        |
| 300401                                     | EXPENDITURES              | 137,289.34         | 2,590.68        | 0.00             | 139,880.02         |
| 300701                                     | FUND BALANCE - UNRESERVED | 137,010.46         | 0.00            | 0.00             | 137,010.46         |
| <b>TOTAL FUND EQUITY</b>                   |                           | <b>156,701.87</b>  | <b>2,590.68</b> | <b>0.00</b>      | <b>159,292.55</b>  |
| <b>FUND TOTAL</b>                          |                           | <b>0.00</b>        | <b>7,756.34</b> | <b>-7,756.34</b> | <b>0.00</b>        |




# CHAMPAIGN COUNTY BALANCE SHEET

11/13/2023 10:09:04 AM

**FUND 2629 - COUNTY HISTORICAL FUND  
PERIOD ENDING 10/31/2023**

| ACCOUNT NUMBER                             | ACCOUNT DESCRIPTION       | BEGINNING BALANCE | DEBITS          | CREDITS          | ENDING BALANCE   |
|--|---------------------------|-------------------|-----------------|------------------|------------------|
| <b>ASSETS AND OTHER DEBITS</b>             |                           |                   |                 |                  |                  |
| 100101                                     | CASH                      | 9,181.76          | 554.20          | -670.62          | 9,065.34         |
| <b>TOTAL ASSETS AND OTHER DEBITS</b>       |                           | <b>9,181.76</b>   | <b>554.20</b>   | <b>-670.62</b>   | <b>9,065.34</b>  |
| <b>LIABILITIES AND OTHER CREDITS</b>       |                           |                   |                 |                  |                  |
| <b>TOTAL LIABILITIES AND OTHER CREDITS</b> |                           | <b>0.00</b>       | <b>0.00</b>     | <b>0.00</b>      | <b>0.00</b>      |
| <b>FUND EQUITY</b>                         |                           |                   |                 |                  |                  |
| 300101                                     | BUDGETED REVENUES         | 30.00             | 0.00            | 0.00             | 30.00            |
| 300201                                     | REVENUES                  | -162.80           | 670.62          | -554.20          | -46.38           |
| 300301                                     | APPROPRIATIONS            | -5,000.00         | 0.00            | 0.00             | -5,000.00        |
| 300701                                     | FUND BALANCE - UNRESERVED | -9,018.96         | 0.00            | 0.00             | -9,018.96        |
| 300703                                     | BUDGETARY FUND BALANCE    | 4,970.00          | 0.00            | 0.00             | 4,970.00         |
| <b>TOTAL FUND EQUITY</b>                   |                           | <b>-9,181.76</b>  | <b>670.62</b>   | <b>-554.20</b>   | <b>-9,065.34</b> |
| <b>FUND TOTAL</b>                          |                           | <b>0.00</b>       | <b>1,224.82</b> | <b>-1,224.82</b> | <b>0.00</b>      |




# CHAMPAIGN COUNTY BALANCE SHEET

11/13/2023 10:09:04 AM

## FUND 2630 - CIR CLK OPERATION & ADMIN PERIOD ENDING 10/31/2023

| ACCOUNT NUMBER                             | ACCOUNT DESCRIPTION       | BEGINNING BALANCE  | DEBITS            | CREDITS            | ENDING BALANCE     |
|--|---------------------------|--------------------|-------------------|--------------------|--------------------|
| <b>ASSETS AND OTHER DEBITS</b>             |                           |                    |                   |                    |                    |
| 100101                                     | CASH                      | 216,363.17         | 67,561.29         | -42,828.49         | 241,095.97         |
| <b>TOTAL ASSETS AND OTHER DEBITS</b>       |                           | <b>216,363.17</b>  | <b>67,561.29</b>  | <b>-42,828.49</b>  | <b>241,095.97</b>  |
| <b>LIABILITIES AND OTHER CREDITS</b>       |                           |                    |                   |                    |                    |
| 200101                                     | ACCOUNTS PAYABLE          | 0.00               | 3,993.48          | -3,993.48          | 0.00               |
| <b>TOTAL LIABILITIES AND OTHER CREDITS</b> |                           | <b>0.00</b>        | <b>3,993.48</b>   | <b>-3,993.48</b>   | <b>0.00</b>        |
| <b>FUND EQUITY</b>                         |                           |                    |                   |                    |                    |
| 300101                                     | BUDGETED REVENUES         | 478,301.00         | 0.00              | 0.00               | 478,301.00         |
| 300201                                     | REVENUES                  | -438,453.94        | 38,835.01         | -65,564.55         | -465,183.48        |
| 300301                                     | APPROPRIATIONS            | -382,105.00        | 0.00              | 0.00               | -382,105.00        |
| 300401                                     | EXPENDITURES              | 171,845.30         | 1,996.74          | 0.00               | 173,842.04         |
| 300701                                     | FUND BALANCE - UNRESERVED | 50,245.47          | 0.00              | 0.00               | 50,245.47          |
| 300703                                     | BUDGETARY FUND BALANCE    | -96,196.00         | 0.00              | 0.00               | -96,196.00         |
| <b>TOTAL FUND EQUITY</b>                   |                           | <b>-216,363.17</b> | <b>40,831.75</b>  | <b>-65,564.55</b>  | <b>-241,095.97</b> |
| <b>FUND TOTAL</b>                          |                           | <b>0.00</b>        | <b>112,386.52</b> | <b>-112,386.52</b> | <b>0.00</b>        |




# CHAMPAIGN COUNTY BALANCE SHEET

11/13/2023 10:09:04 AM

## FUND 2632 - CIR CLK ELCTRNC CITATIONS PERIOD ENDING 10/31/2023

| ACCOUNT NUMBER                             | ACCOUNT DESCRIPTION       | BEGINNING BALANCE  | DEBITS           | CREDITS           | ENDING BALANCE     |
|--|---------------------------|--------------------|------------------|-------------------|--------------------|
| <b>ASSETS AND OTHER DEBITS</b>             |                           |                    |                  |                   |                    |
| 100101                                     | CASH                      | 326,635.21         | 24,099.42        | -20,579.00        | 330,155.63         |
| <b>TOTAL ASSETS AND OTHER DEBITS</b>       |                           | <b>326,635.21</b>  | <b>24,099.42</b> | <b>-20,579.00</b> | <b>330,155.63</b>  |
| <b>LIABILITIES AND OTHER CREDITS</b>       |                           |                    |                  |                   |                    |
| <b>TOTAL LIABILITIES AND OTHER CREDITS</b> |                           | <b>0.00</b>        | <b>0.00</b>      | <b>0.00</b>       | <b>0.00</b>        |
| <b>FUND EQUITY</b>                         |                           |                    |                  |                   |                    |
| 300101                                     | BUDGETED REVENUES         | 45,000.00          | 0.00             | 0.00              | 45,000.00          |
| 300201                                     | REVENUES                  | -50,826.63         | 20,579.00        | -24,099.42        | -54,347.05         |
| 300301                                     | APPROPRIATIONS            | -225,000.00        | 0.00             | 0.00              | -225,000.00        |
| 300701                                     | FUND BALANCE - UNRESERVED | -275,808.58        | 0.00             | 0.00              | -275,808.58        |
| 300703                                     | BUDGETARY FUND BALANCE    | 180,000.00         | 0.00             | 0.00              | 180,000.00         |
| <b>TOTAL FUND EQUITY</b>                   |                           | <b>-326,635.21</b> | <b>20,579.00</b> | <b>-24,099.42</b> | <b>-330,155.63</b> |
| <b>FUND TOTAL</b>                          |                           | <b>0.00</b>        | <b>44,678.42</b> | <b>-44,678.42</b> | <b>0.00</b>        |




# CHAMPAIGN COUNTY BALANCE SHEET

11/13/2023 10:09:04 AM

**FUND 2633 - STS ATTY RECORDS AUTOMATN  
PERIOD ENDING 10/31/2023**

| ACCOUNT NUMBER                             | ACCOUNT DESCRIPTION       | BEGINNING BALANCE | DEBITS          | CREDITS          | ENDING BALANCE   |
|--|---------------------------|-------------------|-----------------|------------------|------------------|
| <b>ASSETS AND OTHER DEBITS</b>             |                           |                   |                 |                  |                  |
| 100101                                     | CASH                      | 10,961.22         | 1,003.62        | -575.59          | 11,389.25        |
| <b>TOTAL ASSETS AND OTHER DEBITS</b>       |                           | <b>10,961.22</b>  | <b>1,003.62</b> | <b>-575.59</b>   | <b>11,389.25</b> |
| <b>LIABILITIES AND OTHER CREDITS</b>       |                           |                   |                 |                  |                  |
| 200101                                     | ACCOUNTS PAYABLE          | 0.00              | 0.00            | -5,000.00        | -5,000.00        |
| <b>TOTAL LIABILITIES AND OTHER CREDITS</b> |                           | <b>0.00</b>       | <b>0.00</b>     | <b>-5,000.00</b> | <b>-5,000.00</b> |
| <b>FUND EQUITY</b>                         |                           |                   |                 |                  |                  |
| 300101                                     | BUDGETED REVENUES         | 5,015.00          | 0.00            | 0.00             | 5,015.00         |
| 300201                                     | REVENUES                  | -3,181.93         | 575.59          | -1,003.62        | -3,609.96        |
| 300301                                     | APPROPRIATIONS            | -5,000.00         | 0.00            | 0.00             | -5,000.00        |
| 300401                                     | EXPENDITURES              | 0.00              | 5,000.00        | 0.00             | 5,000.00         |
| 300701                                     | FUND BALANCE - UNRESERVED | -7,779.29         | 0.00            | 0.00             | -7,779.29        |
| 300703                                     | BUDGETARY FUND BALANCE    | -15.00            | 0.00            | 0.00             | -15.00           |
| <b>TOTAL FUND EQUITY</b>                   |                           | <b>-10,961.22</b> | <b>5,575.59</b> | <b>-1,003.62</b> | <b>-6,389.25</b> |
| <b>FUND TOTAL</b>                          |                           | <b>0.00</b>       | <b>6,579.21</b> | <b>-6,579.21</b> | <b>0.00</b>      |




# CHAMPAIGN COUNTY BALANCE SHEET

11/13/2023 10:09:04 AM

## FUND 2634 - PUBLIC DEFENDER GRANT FUND PERIOD ENDING 10/31/2023

| ACCOUNT NUMBER                             | ACCOUNT DESCRIPTION | BEGINNING BALANCE  | DEBITS      | CREDITS     | ENDING BALANCE     |
|--|---------------------|--------------------|-------------|-------------|--------------------|
| <b>ASSETS AND OTHER DEBITS</b>             |                     |                    |             |             |                    |
| 100101                                     | CASH                | 132,422.41         | 0.00        | 0.00        | 132,422.41         |
| <b>TOTAL ASSETS AND OTHER DEBITS</b>       |                     | <b>132,422.41</b>  | <b>0.00</b> | <b>0.00</b> | <b>132,422.41</b>  |
| <b>LIABILITIES AND OTHER CREDITS</b>       |                     |                    |             |             |                    |
| <b>TOTAL LIABILITIES AND OTHER CREDITS</b> |                     | <b>0.00</b>        | <b>0.00</b> | <b>0.00</b> | <b>0.00</b>        |
| <b>FUND EQUITY</b>                         |                     |                    |             |             |                    |
| 300101                                     | BUDGETED REVENUES   | 132,422.41         | 0.00        | 0.00        | 132,422.41         |
| 300201                                     | REVENUES            | -132,422.41        | 0.00        | 0.00        | -132,422.41        |
| 300301                                     | APPROPRIATIONS      | -132,422.41        | 0.00        | 0.00        | -132,422.41        |
| <b>TOTAL FUND EQUITY</b>                   |                     | <b>-132,422.41</b> | <b>0.00</b> | <b>0.00</b> | <b>-132,422.41</b> |
| <b>FUND TOTAL</b>                          |                     | <b>0.00</b>        | <b>0.00</b> | <b>0.00</b> | <b>0.00</b>        |




# CHAMPAIGN COUNTY BALANCE SHEET

11/13/2023 10:09:04 AM

## FUND 2635 - CANNABIS REGULATION FUND PERIOD ENDING 10/31/2023

| ACCOUNT NUMBER                             | ACCOUNT DESCRIPTION       | BEGINNING BALANCE  | DEBITS           | CREDITS           | ENDING BALANCE     |
|--|---------------------------|--------------------|------------------|-------------------|--------------------|
| <b>ASSETS AND OTHER DEBITS</b>             |                           |                    |                  |                   |                    |
| 100101                                     | CASH                      | 118,376.27         | 10,476.88        | -7,258.69         | 121,594.46         |
| <b>TOTAL ASSETS AND OTHER DEBITS</b>       |                           | <b>118,376.27</b>  | <b>10,476.88</b> | <b>-7,258.69</b>  | <b>121,594.46</b>  |
| <b>LIABILITIES AND OTHER CREDITS</b>       |                           |                    |                  |                   |                    |
| <b>TOTAL LIABILITIES AND OTHER CREDITS</b> |                           | <b>0.00</b>        | <b>0.00</b>      | <b>0.00</b>       | <b>0.00</b>        |
| <b>FUND EQUITY</b>                         |                           |                    |                  |                   |                    |
| 300101                                     | BUDGETED REVENUES         | 48,100.00          | 0.00             | 0.00              | 48,100.00          |
| 300201                                     | REVENUES                  | -25,122.10         | 7,258.69         | -10,476.88        | -28,340.29         |
| 300301                                     | APPROPRIATIONS            | -48,000.00         | 0.00             | 0.00              | -48,000.00         |
| 300401                                     | EXPENDITURES              | 11,400.00          | 0.00             | 0.00              | 11,400.00          |
| 300701                                     | FUND BALANCE - UNRESERVED | -104,654.17        | 0.00             | 0.00              | -104,654.17        |
| 300703                                     | BUDGETARY FUND BALANCE    | -100.00            | 0.00             | 0.00              | -100.00            |
| <b>TOTAL FUND EQUITY</b>                   |                           | <b>-118,376.27</b> | <b>7,258.69</b>  | <b>-10,476.88</b> | <b>-121,594.46</b> |
| <b>FUND TOTAL</b>                          |                           | <b>0.00</b>        | <b>17,735.57</b> | <b>-17,735.57</b> | <b>0.00</b>        |




# CHAMPAIGN COUNTY BALANCE SHEET

11/13/2023 10:09:04 AM

## FUND 2638 - CORONER STATUTORY FEES PERIOD ENDING 10/31/2023

| ACCOUNT NUMBER                             | ACCOUNT DESCRIPTION       | BEGINNING BALANCE  | DEBITS           | CREDITS           | ENDING BALANCE     |
|--|---------------------------|--------------------|------------------|-------------------|--------------------|
| <b>ASSETS AND OTHER DEBITS</b>             |                           |                    |                  |                   |                    |
| 100101                                     | CASH                      | 122,118.35         | 10,500.15        | -3,397.87         | 129,220.63         |
| <b>TOTAL ASSETS AND OTHER DEBITS</b>       |                           | <b>122,118.35</b>  | <b>10,500.15</b> | <b>-3,397.87</b>  | <b>129,220.63</b>  |
| <b>LIABILITIES AND OTHER CREDITS</b>       |                           |                    |                  |                   |                    |
| 200101                                     | ACCOUNTS PAYABLE          | 0.00               | 3,397.87         | -3,815.36         | -417.49            |
| <b>TOTAL LIABILITIES AND OTHER CREDITS</b> |                           | <b>0.00</b>        | <b>3,397.87</b>  | <b>-3,815.36</b>  | <b>-417.49</b>     |
| <b>FUND EQUITY</b>                         |                           |                    |                  |                   |                    |
| 300101                                     | BUDGETED REVENUES         | 66,000.00          | 0.00             | 0.00              | 66,000.00          |
| 300201                                     | REVENUES                  | -44,086.74         | 0.00             | -8,995.34         | -53,082.08         |
| 300301                                     | APPROPRIATIONS            | -86,280.00         | 0.00             | 0.00              | -86,280.00         |
| 300401                                     | EXPENDITURES              | 21,430.79          | 2,310.55         | 0.00              | 23,741.34          |
| 300701                                     | FUND BALANCE - UNRESERVED | -99,462.40         | 0.00             | 0.00              | -99,462.40         |
| 300703                                     | BUDGETARY FUND BALANCE    | 20,280.00          | 0.00             | 0.00              | 20,280.00          |
| <b>TOTAL FUND EQUITY</b>                   |                           | <b>-122,118.35</b> | <b>2,310.55</b>  | <b>-8,995.34</b>  | <b>-128,803.14</b> |
| <b>FUND TOTAL</b>                          |                           | <b>0.00</b>        | <b>16,208.57</b> | <b>-16,208.57</b> | <b>0.00</b>        |






# CHAMPAIGN COUNTY BALANCE SHEET

11/13/2023 10:09:04 AM

**FUND 2658 - JAIL COMMISSARY  
PERIOD ENDING 10/31/2023**

| ACCOUNT NUMBER                             | ACCOUNT DESCRIPTION       | BEGINNING BALANCE  | DEBITS           | CREDITS           | ENDING BALANCE     |
|--|---------------------------|--------------------|------------------|-------------------|--------------------|
| <b>ASSETS AND OTHER DEBITS</b>             |                           |                    |                  |                   |                    |
| 100101                                     | CASH                      | 688,066.72         | 43,681.51        | -50,367.97        | 681,380.26         |
| 100305                                     | DUE FROM OTHERS           | 29.96              | 0.00             | 0.00              | 29.96              |
| 100403                                     | RESIDENT TRUST ACCOUNT    | 24,923.92          | 0.00             | 0.00              | 24,923.92          |
| <b>TOTAL ASSETS AND OTHER DEBITS</b>       |                           | <b>713,020.60</b>  | <b>43,681.51</b> | <b>-50,367.97</b> | <b>706,334.14</b>  |
| <b>LIABILITIES AND OTHER CREDITS</b>       |                           |                    |                  |                   |                    |
| 200101                                     | ACCOUNTS PAYABLE          | -880.86            | 2,679.52         | -2,301.21         | -502.55            |
| 200103                                     | DUE TO OTHERS             | -24,923.92         | 0.00             | 0.00              | -24,923.92         |
| <b>TOTAL LIABILITIES AND OTHER CREDITS</b> |                           | <b>-25,804.78</b>  | <b>2,679.52</b>  | <b>-2,301.21</b>  | <b>-25,426.47</b>  |
| <b>FUND EQUITY</b>                         |                           |                    |                  |                   |                    |
| 300101                                     | BUDGETED REVENUES         | 111,300.00         | 0.00             | 0.00              | 111,300.00         |
| 300201                                     | REVENUES                  | -66,244.21         | 47,688.45        | -42,341.75        | -60,897.51         |
| 300301                                     | APPROPRIATIONS            | -92,660.00         | 0.00             | 0.00              | -92,660.00         |
| 300401                                     | EXPENDITURES              | 17,591.16          | 961.45           | 0.00              | 18,552.61          |
| 300701                                     | FUND BALANCE - UNRESERVED | -638,562.77        | 0.00             | 0.00              | -638,562.77        |
| 300703                                     | BUDGETARY FUND BALANCE    | -18,640.00         | 0.00             | 0.00              | -18,640.00         |
| <b>TOTAL FUND EQUITY</b>                   |                           | <b>-687,215.82</b> | <b>48,649.90</b> | <b>-42,341.75</b> | <b>-680,907.67</b> |
| <b>FUND TOTAL</b>                          |                           | <b>0.00</b>        | <b>95,010.93</b> | <b>-95,010.93</b> | <b>0.00</b>        |




# CHAMPAIGN COUNTY BALANCE SHEET

11/13/2023 10:09:04 AM

## FUND 2659 - COUNTY JAIL MEDICAL COSTS PERIOD ENDING 10/31/2023

| ACCOUNT NUMBER                             | ACCOUNT DESCRIPTION       | BEGINNING BALANCE | DEBITS          | CREDITS          | ENDING BALANCE   |
|--|---------------------------|-------------------|-----------------|------------------|------------------|
| <b>ASSETS AND OTHER DEBITS</b>             |                           |                   |                 |                  |                  |
| 100101                                     | CASH                      | 6,932.63          | 828.36          | -241.38          | 7,519.61         |
| <b>TOTAL ASSETS AND OTHER DEBITS</b>       |                           | <b>6,932.63</b>   | <b>828.36</b>   | <b>-241.38</b>   | <b>7,519.61</b>  |
| <b>LIABILITIES AND OTHER CREDITS</b>       |                           |                   |                 |                  |                  |
| <b>TOTAL LIABILITIES AND OTHER CREDITS</b> |                           | <b>0.00</b>       | <b>0.00</b>     | <b>0.00</b>      | <b>0.00</b>      |
| <b>FUND EQUITY</b>                         |                           |                   |                 |                  |                  |
| 300101                                     | BUDGETED REVENUES         | 20,010.00         | 0.00            | 0.00             | 20,010.00        |
| 300201                                     | REVENUES                  | -3,684.77         | 241.38          | -828.36          | -4,271.75        |
| 300301                                     | APPROPRIATIONS            | -20,010.00        | 0.00            | 0.00             | -20,010.00       |
| 300701                                     | FUND BALANCE - UNRESERVED | -3,247.86         | 0.00            | 0.00             | -3,247.86        |
| <b>TOTAL FUND EQUITY</b>                   |                           | <b>-6,932.63</b>  | <b>241.38</b>   | <b>-828.36</b>   | <b>-7,519.61</b> |
| <b>FUND TOTAL</b>                          |                           | <b>0.00</b>       | <b>1,069.74</b> | <b>-1,069.74</b> | <b>0.00</b>      |




# CHAMPAIGN COUNTY BALANCE SHEET

11/13/2023 10:09:04 AM

## FUND 2670 - COUNTY CLK AUTOMATION FND PERIOD ENDING 10/31/2023

| ACCOUNT NUMBER                             | ACCOUNT DESCRIPTION       | BEGINNING BALANCE | DEBITS          | CREDITS          | ENDING BALANCE    |
|--|---------------------------|-------------------|-----------------|------------------|-------------------|
| <b>ASSETS AND OTHER DEBITS</b>             |                           |                   |                 |                  |                   |
| 100101                                     | CASH                      | 38,944.54         | 3,704.25        | -2,547.26        | 40,101.53         |
| <b>TOTAL ASSETS AND OTHER DEBITS</b>       |                           | <b>38,944.54</b>  | <b>3,704.25</b> | <b>-2,547.26</b> | <b>40,101.53</b>  |
| <b>LIABILITIES AND OTHER CREDITS</b>       |                           |                   |                 |                  |                   |
| <b>TOTAL LIABILITIES AND OTHER CREDITS</b> |                           | <b>0.00</b>       | <b>0.00</b>     | <b>0.00</b>      | <b>0.00</b>       |
| <b>FUND EQUITY</b>                         |                           |                   |                 |                  |                   |
| 300101                                     | BUDGETED REVENUES         | 37,700.00         | 0.00            | 0.00             | 37,700.00         |
| 300201                                     | REVENUES                  | -14,245.82        | 2,547.26        | -3,704.25        | -15,402.81        |
| 300301                                     | APPROPRIATIONS            | -30,200.00        | 0.00            | 0.00             | -30,200.00        |
| 300401                                     | EXPENDITURES              | 12,462.41         | 0.00            | 0.00             | 12,462.41         |
| 300701                                     | FUND BALANCE - UNRESERVED | -37,161.13        | 0.00            | 0.00             | -37,161.13        |
| 300703                                     | BUDGETARY FUND BALANCE    | -7,500.00         | 0.00            | 0.00             | -7,500.00         |
| <b>TOTAL FUND EQUITY</b>                   |                           | <b>-38,944.54</b> | <b>2,547.26</b> | <b>-3,704.25</b> | <b>-40,101.53</b> |
| <b>FUND TOTAL</b>                          |                           | <b>0.00</b>       | <b>6,251.51</b> | <b>-6,251.51</b> | <b>0.00</b>       |




# CHAMPAIGN COUNTY BALANCE SHEET

11/13/2023 10:09:04 AM

**FUND 2671 - COURT DOCUMENT STORAGE FD  
PERIOD ENDING 10/31/2023**

| ACCOUNT NUMBER                             | ACCOUNT DESCRIPTION       | BEGINNING BALANCE  | DEBITS           | CREDITS           | ENDING BALANCE     |
|--|---------------------------|--------------------|------------------|-------------------|--------------------|
| <b>ASSETS AND OTHER DEBITS</b>             |                           |                    |                  |                   |                    |
| 100101                                     | CASH                      | 174,290.36         | 31,069.18        | -17,890.97        | 187,468.57         |
| <b>TOTAL ASSETS AND OTHER DEBITS</b>       |                           | <b>174,290.36</b>  | <b>31,069.18</b> | <b>-17,890.97</b> | <b>187,468.57</b>  |
| <b>LIABILITIES AND OTHER CREDITS</b>       |                           |                    |                  |                   |                    |
| 200101                                     | ACCOUNTS PAYABLE          | -2.60              | 11,166.01        | -11,163.41        | 0.00               |
| 200103                                     | DUE TO OTHERS             | -12.11             | 12.11            | 0.00              | 0.00               |
| 217000                                     | PAYROLL LIABILITY         | 0.00               | 7,118.59         | -7,118.59         | 0.00               |
| <b>TOTAL LIABILITIES AND OTHER CREDITS</b> |                           | <b>-14.71</b>      | <b>18,296.71</b> | <b>-18,282.00</b> | <b>0.00</b>        |
| <b>FUND EQUITY</b>                         |                           |                    |                  |                   |                    |
| 300101                                     | BUDGETED REVENUES         | 279,981.60         | 0.00             | 0.00              | 279,981.60         |
| 300201                                     | REVENUES                  | -256,670.64        | 6,724.96         | -29,045.47        | -278,991.15        |
| 300301                                     | APPROPRIATIONS            | -303,674.60        | 0.00             | 0.00              | -303,674.60        |
| 300401                                     | EXPENDITURES              | 200,687.54         | 9,127.59         | 0.00              | 209,815.13         |
| 300701                                     | FUND BALANCE - UNRESERVED | -118,292.55        | 0.00             | 0.00              | -118,292.55        |
| 300703                                     | BUDGETARY FUND BALANCE    | 23,693.00          | 0.00             | 0.00              | 23,693.00          |
| <b>TOTAL FUND EQUITY</b>                   |                           | <b>-174,275.65</b> | <b>15,852.55</b> | <b>-29,045.47</b> | <b>-187,468.57</b> |
| <b>FUND TOTAL</b>                          |                           | <b>0.00</b>        | <b>65,218.44</b> | <b>-65,218.44</b> | <b>0.00</b>        |




# CHAMPAIGN COUNTY BALANCE SHEET

11/13/2023 10:09:04 AM

FUND 2675 - VICTIM ADVOCACY GRT-ICJIA  
PERIOD ENDING 10/31/2023

| ACCOUNT NUMBER                             | ACCOUNT DESCRIPTION | BEGINNING BALANCE | DEBITS | CREDITS | ENDING BALANCE |
|--|---------------------|-------------------|--------|---------|----------------|
| <b>ASSETS AND OTHER DEBITS</b>             |                     |                   |        |         |                |
| <b>TOTAL ASSETS AND OTHER DEBITS</b>       |                     | 0.00              | 0.00   | 0.00    | 0.00           |
| <b>LIABILITIES AND OTHER CREDITS</b>       |                     |                   |        |         |                |
| <b>TOTAL LIABILITIES AND OTHER CREDITS</b> |                     | 0.00              | 0.00   | 0.00    | 0.00           |
| <b>FUND EQUITY</b>                         |                     |                   |        |         |                |
| <b>TOTAL FUND EQUITY</b>                   |                     | 0.00              | 0.00   | 0.00    | 0.00           |
| <b>FUND TOTAL</b>                          |                     | 0.00              | 0.00   | 0.00    | 0.00           |




# CHAMPAIGN COUNTY BALANCE SHEET

11/13/2023 10:09:04 AM

## FUND 2676 - SOLID WASTE MANAGEMENT PERIOD ENDING 10/31/2023

| ACCOUNT NUMBER                             | ACCOUNT DESCRIPTION       | BEGINNING BALANCE | DEBITS           | CREDITS           | ENDING BALANCE    |
|--|---------------------------|-------------------|------------------|-------------------|-------------------|
| <b>ASSETS AND OTHER DEBITS</b>             |                           |                   |                  |                   |                   |
| 100101                                     | CASH                      | 16,429.73         | 5,757.04         | -11,646.37        | 10,540.40         |
| <b>TOTAL ASSETS AND OTHER DEBITS</b>       |                           | <b>16,429.73</b>  | <b>5,757.04</b>  | <b>-11,646.37</b> | <b>10,540.40</b>  |
| <b>LIABILITIES AND OTHER CREDITS</b>       |                           |                   |                  |                   |                   |
| 200101                                     | ACCOUNTS PAYABLE          | -5,000.00         | 10,530.00        | -5,530.00         | 0.00              |
| <b>TOTAL LIABILITIES AND OTHER CREDITS</b> |                           | <b>-5,000.00</b>  | <b>10,530.00</b> | <b>-5,530.00</b>  | <b>0.00</b>       |
| <b>FUND EQUITY</b>                         |                           |                   |                  |                   |                   |
| 300101                                     | BUDGETED REVENUES         | 34,575.00         | 0.00             | 0.00              | 34,575.00         |
| 300201                                     | REVENUES                  | -17,931.57        | 1,116.37         | -492.04           | -17,307.24        |
| 300301                                     | APPROPRIATIONS            | -39,839.00        | 0.00             | 0.00              | -39,839.00        |
| 300401                                     | EXPENDITURES              | 23,833.01         | 265.00           | 0.00              | 24,098.01         |
| 300701                                     | FUND BALANCE - UNRESERVED | -17,331.17        | 0.00             | 0.00              | -17,331.17        |
| 300703                                     | BUDGETARY FUND BALANCE    | 5,264.00          | 0.00             | 0.00              | 5,264.00          |
| <b>TOTAL FUND EQUITY</b>                   |                           | <b>-11,429.73</b> | <b>1,381.37</b>  | <b>-492.04</b>    | <b>-10,540.40</b> |
| <b>FUND TOTAL</b>                          |                           | <b>0.00</b>       | <b>17,668.41</b> | <b>-17,668.41</b> | <b>0.00</b>       |




# CHAMPAIGN COUNTY BALANCE SHEET

11/13/2023 10:09:04 AM

**FUND 2679 - CHILD ADVOCACY CENTER  
PERIOD ENDING 10/31/2023**

| ACCOUNT NUMBER                             | ACCOUNT DESCRIPTION       | BEGINNING BALANCE | DEBITS            | CREDITS            | ENDING BALANCE    |
|--|---------------------------|-------------------|-------------------|--------------------|-------------------|
| <b>ASSETS AND OTHER DEBITS</b>             |                           |                   |                   |                    |                   |
| 100101                                     | CASH                      | 33,157.51         | 93,082.68         | -46,097.96         | 80,142.23         |
| <b>TOTAL ASSETS AND OTHER DEBITS</b>       |                           | <b>33,157.51</b>  | <b>93,082.68</b>  | <b>-46,097.96</b>  | <b>80,142.23</b>  |
| <b>LIABILITIES AND OTHER CREDITS</b>       |                           |                   |                   |                    |                   |
| 200101                                     | ACCOUNTS PAYABLE          | -2,807.78         | 46,088.12         | -46,050.07         | -2,769.73         |
| 200103                                     | DUE TO OTHERS             | -20.76            | 20.76             | 0.00               | 0.00              |
| 217000                                     | PAYROLL LIABILITY         | 0.00              | 14,650.80         | -14,650.80         | 0.00              |
| <b>TOTAL LIABILITIES AND OTHER CREDITS</b> |                           | <b>-2,828.54</b>  | <b>60,759.68</b>  | <b>-60,700.87</b>  | <b>-2,769.73</b>  |
| <b>FUND EQUITY</b>                         |                           |                   |                   |                    |                   |
| 300101                                     | BUDGETED REVENUES         | 343,818.00        | 0.00              | 0.00               | 343,818.00        |
| 300201                                     | REVENUES                  | -263,177.81       | 9.84              | -77,364.02         | -340,531.99       |
| 300301                                     | APPROPRIATIONS            | -340,778.00       | 0.00              | 0.00               | -340,778.00       |
| 300401                                     | EXPENDITURES              | 236,685.18        | 30,310.65         | 0.00               | 266,995.83        |
| 300701                                     | FUND BALANCE - UNRESERVED | -3,836.34         | 0.00              | 0.00               | -3,836.34         |
| 300703                                     | BUDGETARY FUND BALANCE    | -3,040.00         | 0.00              | 0.00               | -3,040.00         |
| <b>TOTAL FUND EQUITY</b>                   |                           | <b>-30,328.97</b> | <b>30,320.49</b>  | <b>-77,364.02</b>  | <b>-77,372.50</b> |
| <b>FUND TOTAL</b>                          |                           | <b>0.00</b>       | <b>184,162.85</b> | <b>-184,162.85</b> | <b>0.00</b>       |




# CHAMPAIGN COUNTY BALANCE SHEET

11/13/2023 10:09:04 AM

**FUND 2685 - SPECIALTY COURTS FUND  
PERIOD ENDING 10/31/2023**

| ACCOUNT NUMBER                             | ACCOUNT DESCRIPTION       | BEGINNING BALANCE  | DEBITS           | CREDITS           | ENDING BALANCE     |
|--|---------------------------|--------------------|------------------|-------------------|--------------------|
| <b>ASSETS AND OTHER DEBITS</b>             |                           |                    |                  |                   |                    |
| 100101                                     | CASH                      | 135,960.98         | 18,053.48        | -13,961.97        | 140,052.49         |
| <b>TOTAL ASSETS AND OTHER DEBITS</b>       |                           | <b>135,960.98</b>  | <b>18,053.48</b> | <b>-13,961.97</b> | <b>140,052.49</b>  |
| <b>LIABILITIES AND OTHER CREDITS</b>       |                           |                    |                  |                   |                    |
| 200101                                     | ACCOUNTS PAYABLE          | 0.00               | 4,687.74         | -4,736.05         | -48.31             |
| 217000                                     | PAYROLL LIABILITY         | 0.00               | 3,780.00         | -3,780.00         | 0.00               |
| <b>TOTAL LIABILITIES AND OTHER CREDITS</b> |                           | <b>0.00</b>        | <b>8,467.74</b>  | <b>-8,516.05</b>  | <b>-48.31</b>      |
| <b>FUND EQUITY</b>                         |                           |                    |                  |                   |                    |
| 300101                                     | BUDGETED REVENUES         | 77,051.00          | 0.00             | 0.00              | 77,051.00          |
| 300201                                     | REVENUES                  | -44,185.38         | 9,274.23         | -17,599.61        | -52,510.76         |
| 300301                                     | APPROPRIATIONS            | -85,684.00         | 0.00             | 0.00              | -85,684.00         |
| 300401                                     | EXPENDITURES              | 43,315.57          | 4,282.18         | 0.00              | 47,597.75          |
| 300701                                     | FUND BALANCE - UNRESERVED | -135,091.17        | 0.00             | 0.00              | -135,091.17        |
| 300703                                     | BUDGETARY FUND BALANCE    | 8,633.00           | 0.00             | 0.00              | 8,633.00           |
| <b>TOTAL FUND EQUITY</b>                   |                           | <b>-135,960.98</b> | <b>13,556.41</b> | <b>-17,599.61</b> | <b>-140,004.18</b> |
| <b>FUND TOTAL</b>                          |                           | <b>0.00</b>        | <b>40,077.63</b> | <b>-40,077.63</b> | <b>0.00</b>        |






# CHAMPAIGN COUNTY BALANCE SHEET

11/13/2023 10:09:04 AM

**FUND 2840 - ARPA  
PERIOD ENDING 10/31/2023**

| ACCOUNT NUMBER                             | ACCOUNT DESCRIPTION       | BEGINNING BALANCE     | DEBITS               | CREDITS               | ENDING BALANCE        |
|--|---------------------------|-----------------------|----------------------|-----------------------|-----------------------|
| <b>ASSETS AND OTHER DEBITS</b>             |                           |                       |                      |                       |                       |
| 100101                                     | CASH                      | 12,942,314.40         | 15,495,781.87        | -122,300.22           | 28,315,796.05         |
| 100201                                     | TERM INVESTMENTS          | 15,359,099.36         | 0.00                 | -15,359,099.36        | 0.00                  |
| <b>TOTAL ASSETS AND OTHER DEBITS</b>       |                           | <b>28,301,413.76</b>  | <b>15,495,781.87</b> | <b>-15,481,399.58</b> | <b>28,315,796.05</b>  |
| <b>LIABILITIES AND OTHER CREDITS</b>       |                           |                       |                      |                       |                       |
| 200101                                     | ACCOUNTS PAYABLE          | -10,755.00            | 122,300.22           | -227,008.48           | -115,463.26           |
| 217000                                     | PAYROLL LIABILITY         | 0.00                  | 5,145.90             | -5,145.90             | 0.00                  |
| <b>TOTAL LIABILITIES AND OTHER CREDITS</b> |                           | <b>-10,755.00</b>     | <b>127,446.12</b>    | <b>-232,154.38</b>    | <b>-115,463.26</b>    |
| <b>FUND EQUITY</b>                         |                           |                       |                      |                       |                       |
| 300101                                     | BUDGETED REVENUES         | 120,000.00            | 0.00                 | 0.00                  | 120,000.00            |
| 300201                                     | REVENUES                  | -388,590.77           | 0.00                 | -78,145.35            | -466,736.12           |
| 300301                                     | APPROPRIATIONS            | -22,126,982.00        | 0.00                 | 0.00                  | -22,126,982.00        |
| 300401                                     | EXPENDITURES              | 6,052,056.68          | 168,471.32           | 0.00                  | 6,220,528.00          |
| 300501                                     | ENCUMBRANCES              | 576,014.00            | 13,261.20            | -9,800.00             | 579,475.20            |
| 300601                                     | RESERVE FOR ENCUMBRANCES  | -576,014.00           | 9,800.00             | -13,261.20            | -579,475.20           |
| 300701                                     | FUND BALANCE - UNRESERVED | -33,954,124.67        | 0.00                 | 0.00                  | -33,954,124.67        |
| 300703                                     | BUDGETARY FUND BALANCE    | 22,006,982.00         | 0.00                 | 0.00                  | 22,006,982.00         |
| <b>TOTAL FUND EQUITY</b>                   |                           | <b>-28,290,658.76</b> | <b>191,532.52</b>    | <b>-101,206.55</b>    | <b>-28,200,332.79</b> |
| <b>FUND TOTAL</b>                          |                           | <b>0.00</b>           | <b>15,814,760.51</b> | <b>-15,814,760.51</b> | <b>0.00</b>           |




# CHAMPAIGN COUNTY BALANCE SHEET

11/13/2023 10:09:04 AM

FUND 2932 - INDOOR CLIMATE RESOURCES AGENCY  
PERIOD ENDING 10/31/2023

| ACCOUNT NUMBER                             | ACCOUNT DESCRIPTION | BEGINNING BALANCE | DEBITS | CREDITS | ENDING BALANCE |
|--|---------------------|-------------------|--------|---------|----------------|
| <b>ASSETS AND OTHER DEBITS</b>             |                     |                   |        |         |                |
| <b>TOTAL ASSETS AND OTHER DEBITS</b>       |                     | 0.00              | 0.00   | 0.00    | 0.00           |
| <b>LIABILITIES AND OTHER CREDITS</b>       |                     |                   |        |         |                |
| <b>TOTAL LIABILITIES AND OTHER CREDITS</b> |                     | 0.00              | 0.00   | 0.00    | 0.00           |
| <b>FUND EQUITY</b>                         |                     |                   |        |         |                |
| <b>TOTAL FUND EQUITY</b>                   |                     | 0.00              | 0.00   | 0.00    | 0.00           |
| <b>FUND TOTAL</b>                          |                     | 0.00              | 0.00   | 0.00    | 0.00           |




# CHAMPAIGN COUNTY BALANCE SHEET

11/13/2023 10:09:04 AM

## FUND 3105 - CAPITAL ASSET REPLCMT FND PERIOD ENDING 10/31/2023

| ACCOUNT NUMBER                             | ACCOUNT DESCRIPTION       | BEGINNING BALANCE     | DEBITS              | CREDITS              | ENDING BALANCE        |
|--|---------------------------|-----------------------|---------------------|----------------------|-----------------------|
| <b>ASSETS AND OTHER DEBITS</b>             |                           |                       |                     |                      |                       |
| 100101                                     | CASH                      | 5,116,454.23          | 2,590,387.30        | -2,669,237.46        | 5,037,604.07          |
| 100201                                     | TERM INVESTMENTS          | 23,453,205.22         | 0.00                | -2,468,405.30        | 20,984,799.92         |
| 100401                                     | PREPAID EXPENSES          | 157,942.54            | 0.00                | 0.00                 | 157,942.54            |
| <b>TOTAL ASSETS AND OTHER DEBITS</b>       |                           | <b>28,727,601.99</b>  | <b>2,590,387.30</b> | <b>-5,137,642.76</b> | <b>26,180,346.53</b>  |
| <b>LIABILITIES AND OTHER CREDITS</b>       |                           |                       |                     |                      |                       |
| 200101                                     | ACCOUNTS PAYABLE          | -66,518.12            | 2,668,935.90        | -2,728,771.80        | -126,354.02           |
| 200103                                     | DUE TO OTHERS             | -15,015.00            | 0.00                | 0.00                 | -15,015.00            |
| <b>TOTAL LIABILITIES AND OTHER CREDITS</b> |                           | <b>-81,533.12</b>     | <b>2,668,935.90</b> | <b>-2,728,771.80</b> | <b>-141,369.02</b>    |
| <b>FUND EQUITY</b>                         |                           |                       |                     |                      |                       |
| 300101                                     | BUDGETED REVENUES         | 11,053,735.00         | 0.00                | 0.00                 | 11,053,735.00         |
| 300201                                     | REVENUES                  | -1,335,446.34         | 0.00                | -20,993.14           | -1,356,439.48         |
| 300301                                     | APPROPRIATIONS            | -51,412,638.00        | 0.00                | 0.00                 | -51,412,638.00        |
| 300401                                     | EXPENDITURES              | 16,788,420.15         | 2,628,506.50        | -422.00              | 19,416,504.65         |
| 300501                                     | ENCUMBRANCES              | 123,022.17            | 0.00                | 0.00                 | 123,022.17            |
| 300601                                     | RESERVE FOR ENCUMBRANCES  | -123,022.17           | 0.00                | 0.00                 | -123,022.17           |
| 300701                                     | FUND BALANCE - UNRESERVED | -44,099,042.68        | 0.00                | 0.00                 | -44,099,042.68        |
| 300703                                     | BUDGETARY FUND BALANCE    | 40,358,903.00         | 0.00                | 0.00                 | 40,358,903.00         |
| <b>TOTAL FUND EQUITY</b>                   |                           | <b>-28,646,068.87</b> | <b>2,628,506.50</b> | <b>-21,415.14</b>    | <b>-26,038,977.51</b> |
| <b>FUND TOTAL</b>                          |                           | <b>0.00</b>           | <b>7,887,829.70</b> | <b>-7,887,829.70</b> | <b>0.00</b>           |




# CHAMPAIGN COUNTY BALANCE SHEET

11/13/2023 10:09:04 AM

## FUND 3303 - COURT COMPLEX CONSTR FUND PERIOD ENDING 10/31/2023

| ACCOUNT NUMBER                             | ACCOUNT DESCRIPTION       | BEGINNING BALANCE | DEBITS       | CREDITS       | ENDING BALANCE    |
|--|---------------------------|-------------------|--------------|---------------|-------------------|
| <b>ASSETS AND OTHER DEBITS</b>             |                           |                   |              |               |                   |
| 100101                                     | CASH                      | 17,965.70         | 75.69        | -1.08         | 18,040.31         |
| <b>TOTAL ASSETS AND OTHER DEBITS</b>       |                           | <b>17,965.70</b>  | <b>75.69</b> | <b>-1.08</b>  | <b>18,040.31</b>  |
| <b>LIABILITIES AND OTHER CREDITS</b>       |                           |                   |              |               |                   |
| <b>TOTAL LIABILITIES AND OTHER CREDITS</b> |                           | <b>0.00</b>       | <b>0.00</b>  | <b>0.00</b>   | <b>0.00</b>       |
| <b>FUND EQUITY</b>                         |                           |                   |              |               |                   |
| 300101                                     | BUDGETED REVENUES         | 50.00             | 0.00         | 0.00          | 50.00             |
| 300201                                     | REVENUES                  | -701.55           | 0.00         | -74.61        | -776.16           |
| 300301                                     | APPROPRIATIONS            | -17,133.00        | 0.00         | 0.00          | -17,133.00        |
| 300701                                     | FUND BALANCE - UNRESERVED | -17,264.15        | 0.00         | 0.00          | -17,264.15        |
| 300703                                     | BUDGETARY FUND BALANCE    | 17,083.00         | 0.00         | 0.00          | 17,083.00         |
| <b>TOTAL FUND EQUITY</b>                   |                           | <b>-17,965.70</b> | <b>0.00</b>  | <b>-74.61</b> | <b>-18,040.31</b> |
| <b>FUND TOTAL</b>                          |                           | <b>0.00</b>       | <b>75.69</b> | <b>-75.69</b> | <b>0.00</b>       |




# CHAMPAIGN COUNTY BALANCE SHEET

11/13/2023 10:09:04 AM

FUND 4074 - 2003 NURS HM BOND DBT SRV  
PERIOD ENDING 10/31/2023

| ACCOUNT NUMBER                             | ACCOUNT DESCRIPTION | BEGINNING BALANCE | DEBITS | CREDITS | ENDING BALANCE |
|--|---------------------|-------------------|--------|---------|----------------|
| <b>ASSETS AND OTHER DEBITS</b>             |                     |                   |        |         |                |
| <b>TOTAL ASSETS AND OTHER DEBITS</b>       |                     | 0.00              | 0.00   | 0.00    | 0.00           |
| <b>LIABILITIES AND OTHER CREDITS</b>       |                     |                   |        |         |                |
| <b>TOTAL LIABILITIES AND OTHER CREDITS</b> |                     | 0.00              | 0.00   | 0.00    | 0.00           |
| <b>FUND EQUITY</b>                         |                     |                   |        |         |                |
| <b>TOTAL FUND EQUITY</b>                   |                     | 0.00              | 0.00   | 0.00    | 0.00           |
| <b>FUND TOTAL</b>                          |                     | 0.00              | 0.00   | 0.00    | 0.00           |




# CHAMPAIGN COUNTY BALANCE SHEET

11/13/2023 10:09:04 AM

FUND 4350 - HWY FACIL BOND DEBT SERVICE  
PERIOD ENDING 10/31/2023

| ACCOUNT NUMBER                             | ACCOUNT DESCRIPTION | BEGINNING BALANCE | DEBITS | CREDITS | ENDING BALANCE |
|--|---------------------|-------------------|--------|---------|----------------|
| <b>ASSETS AND OTHER DEBITS</b>             |                     |                   |        |         |                |
| <b>TOTAL ASSETS AND OTHER DEBITS</b>       |                     | 0.00              | 0.00   | 0.00    | 0.00           |
| <b>LIABILITIES AND OTHER CREDITS</b>       |                     |                   |        |         |                |
| <b>TOTAL LIABILITIES AND OTHER CREDITS</b> |                     | 0.00              | 0.00   | 0.00    | 0.00           |
| <b>FUND EQUITY</b>                         |                     |                   |        |         |                |
| <b>TOTAL FUND EQUITY</b>                   |                     | 0.00              | 0.00   | 0.00    | 0.00           |
| <b>FUND TOTAL</b>                          |                     | 0.00              | 0.00   | 0.00    | 0.00           |




# CHAMPAIGN COUNTY BALANCE SHEET

11/13/2023 10:09:04 AM

**FUND 5081 - NURSING HOME  
PERIOD ENDING 10/31/2023**

| ACCOUNT NUMBER                             | ACCOUNT DESCRIPTION       | BEGINNING BALANCE  | DEBITS           | CREDITS           | ENDING BALANCE     |
|--|---------------------------|--------------------|------------------|-------------------|--------------------|
| <b>ASSETS AND OTHER DEBITS</b>             |                           |                    |                  |                   |                    |
| 100101                                     | CASH                      | 103,349.85         | 7,216.55         | -13,529.40        | 97,037.00          |
| 100303                                     | OTHER RECEIVABLE          | 35,583.78          | 0.00             | 0.00              | 35,583.78          |
| <b>TOTAL ASSETS AND OTHER DEBITS</b>       |                           | <b>138,933.63</b>  | <b>7,216.55</b>  | <b>-13,529.40</b> | <b>132,620.78</b>  |
| <b>LIABILITIES AND OTHER CREDITS</b>       |                           |                    |                  |                   |                    |
| 200101                                     | ACCOUNTS PAYABLE          | 0.00               | 13,529.40        | -13,529.40        | 0.00               |
| <b>TOTAL LIABILITIES AND OTHER CREDITS</b> |                           | <b>0.00</b>        | <b>13,529.40</b> | <b>-13,529.40</b> | <b>0.00</b>        |
| <b>FUND EQUITY</b>                         |                           |                    |                  |                   |                    |
| 300101                                     | BUDGETED REVENUES         | 400.00             | 0.00             | 0.00              | 400.00             |
| 300201                                     | REVENUES                  | 112,875.67         | 0.00             | -451.85           | 112,423.82         |
| 300301                                     | APPROPRIATIONS            | -165,000.00        | 0.00             | 0.00              | -165,000.00        |
| 300401                                     | EXPENDITURES              | 111,429.09         | 6,764.70         | 0.00              | 118,193.79         |
| 300701                                     | FUND BALANCE - UNRESERVED | -363,238.39        | 0.00             | 0.00              | -363,238.39        |
| 300703                                     | BUDGETARY FUND BALANCE    | 164,600.00         | 0.00             | 0.00              | 164,600.00         |
| <b>TOTAL FUND EQUITY</b>                   |                           | <b>-138,933.63</b> | <b>6,764.70</b>  | <b>-451.85</b>    | <b>-132,620.78</b> |
| <b>FUND TOTAL</b>                          |                           | <b>0.00</b>        | <b>27,510.65</b> | <b>-27,510.65</b> | <b>0.00</b>        |




# CHAMPAIGN COUNTY BALANCE SHEET

11/13/2023 10:09:04 AM

## FUND 6476 - SELF-FUNDED INSURANCE PERIOD ENDING 10/31/2023

| ACCOUNT NUMBER                             | ACCOUNT DESCRIPTION            | BEGINNING BALANCE    | DEBITS            | CREDITS            | ENDING BALANCE       |
|--|--------------------------------|----------------------|-------------------|--------------------|----------------------|
| <b>ASSETS AND OTHER DEBITS</b>             |                                |                      |                   |                    |                      |
| 100101                                     | CASH                           | 3,845,890.51         | 395,657.29        | -336,257.00        | 3,905,290.80         |
| 100103                                     | ADVANCES                       | 40,000.00            | 0.00              | 0.00               | 40,000.00            |
| 100401                                     | PREPAID EXPENSES               | 209,030.16           | 0.00              | -89,679.83         | 119,350.33           |
| <b>TOTAL ASSETS AND OTHER DEBITS</b>       |                                | <b>4,094,920.67</b>  | <b>395,657.29</b> | <b>-425,936.83</b> | <b>4,064,641.13</b>  |
| <b>LIABILITIES AND OTHER CREDITS</b>       |                                |                      |                   |                    |                      |
| 200101                                     | ACCOUNTS PAYABLE               | -4,276.07            | 112,792.78        | -108,516.71        | 0.00                 |
| <b>TOTAL LIABILITIES AND OTHER CREDITS</b> |                                | <b>-4,276.07</b>     | <b>112,792.78</b> | <b>-108,516.71</b> | <b>0.00</b>          |
| <b>FUND EQUITY</b>                         |                                |                      |                   |                    |                      |
| 300101                                     | BUDGETED REVENUES              | 2,779,191.00         | 0.00              | 0.00               | 2,779,191.00         |
| 300201                                     | REVENUES                       | -894,807.00          | 223,464.22        | -339,260.90        | -1,010,603.68        |
| 300301                                     | APPROPRIATIONS                 | -2,982,935.00        | 0.00              | 0.00               | -2,982,935.00        |
| 300401                                     | EXPENDITURES                   | 2,087,940.44         | 141,800.15        | 0.00               | 2,229,740.59         |
| 300701                                     | FUND BALANCE - UNRESERVED      | 26,222.48            | 0.00              | 0.00               | 26,222.48            |
| 300703                                     | BUDGETARY FUND BALANCE         | 203,744.00           | 0.00              | 0.00               | 203,744.00           |
| 300801                                     | RETAINED EARNINGS - UNRESERVED | -5,310,000.52        | 0.00              | 0.00               | -5,310,000.52        |
| <b>TOTAL FUND EQUITY</b>                   |                                | <b>-4,090,644.60</b> | <b>365,264.37</b> | <b>-339,260.90</b> | <b>-4,064,641.13</b> |
| <b>FUND TOTAL</b>                          |                                | <b>0.00</b>          | <b>873,714.44</b> | <b>-873,714.44</b> | <b>0.00</b>          |






# CHAMPAIGN COUNTY BALANCE SHEET

11/13/2023 10:09:04 AM

## FUND 6620 - HEALTH-LIFE INSURANCE

PERIOD ENDING 10/31/2023

| ACCOUNT NUMBER                             | ACCOUNT DESCRIPTION            | BEGINNING BALANCE  | DEBITS              | CREDITS              | ENDING BALANCE     |
|--|--------------------------------|--------------------|---------------------|----------------------|--------------------|
| <b>ASSETS AND OTHER DEBITS</b>             |                                |                    |                     |                      |                    |
| 100101                                     | CASH                           | 201,014.97         | 1,115,884.33        | -1,089,733.53        | 227,165.77         |
| 100103                                     | ADVANCES                       | 15,000.00          | 0.00                | 0.00                 | 15,000.00          |
| <b>TOTAL ASSETS AND OTHER DEBITS</b>       |                                | <b>216,014.97</b>  | <b>1,115,884.33</b> | <b>-1,089,733.53</b> | <b>242,165.77</b>  |
| <b>LIABILITIES AND OTHER CREDITS</b>       |                                |                    |                     |                      |                    |
| 200101                                     | ACCOUNTS PAYABLE               | -20,958.41         | 1,069,439.44        | -1,048,481.03        | 0.00               |
| 200102                                     | DUE TO OTHER FUNDS             | -125.86            | 0.00                | -27.63               | -153.49            |
| 200103                                     | DUE TO OTHERS                  | 12,568.29          | 13,315.62           | -21,518.56           | 4,365.35           |
| 200205                                     | HEALTH INS WH                  | 390,477.04         | 595,650.86          | -595,811.20          | 390,316.70         |
| 200206                                     | DENTAL INS WH                  | 427.67             | 14,345.90           | -29,506.46           | -14,732.89         |
| 200207                                     | VISION INS WH                  | 76.04              | 3,050.41            | -6,193.38            | -3,066.93          |
| 200208                                     | ALLSTATE OPT INS WH            | 58.36              | 8,406.99            | -8,372.70            | 92.65              |
| 200209                                     | OPT LIFE INS WH                | -20,177.74         | 6,747.67            | -13,386.80           | -26,816.87         |
| <b>TOTAL LIABILITIES AND OTHER CREDITS</b> |                                | <b>362,345.39</b>  | <b>1,710,956.89</b> | <b>-1,723,297.76</b> | <b>350,004.52</b>  |
| <b>FUND EQUITY</b>                         |                                |                    |                     |                      |                    |
| 300101                                     | BUDGETED REVENUES              | 7,558,600.00       | 0.00                | 0.00                 | 7,558,600.00       |
| 300201                                     | REVENUES                       | -27,935.55         | 20,294.09           | -34,104.02           | -41,745.48         |
| 300301                                     | APPROPRIATIONS                 | -7,558,600.00      | 0.00                | 0.00                 | -7,558,600.00      |
| 300401                                     | EXPENDITURES                   | 50,425.77          | 0.00                | 0.00                 | 50,425.77          |
| 300701                                     | FUND BALANCE - UNRESERVED      | 21,593.95          | 0.00                | 0.00                 | 21,593.95          |
| 300801                                     | RETAINED EARNINGS - UNRESERVED | -622,444.53        | 0.00                | 0.00                 | -622,444.53        |
| <b>TOTAL FUND EQUITY</b>                   |                                | <b>-578,360.36</b> | <b>20,294.09</b>    | <b>-34,104.02</b>    | <b>-592,170.29</b> |
| <b>FUND TOTAL</b>                          |                                | <b>0.00</b>        | <b>2,847,135.31</b> | <b>-2,847,135.31</b> | <b>0.00</b>        |




# CHAMPAIGN COUNTY BALANCE SHEET

11/13/2023 10:09:04 AM

## FUND 7086 - TOWNSHIP MOTOR FUEL TAX PERIOD ENDING 10/31/2023

| ACCOUNT NUMBER                             | ACCOUNT DESCRIPTION       | BEGINNING BALANCE    | DEBITS            | CREDITS            | ENDING BALANCE       |
|--|---------------------------|----------------------|-------------------|--------------------|----------------------|
| <b>ASSETS AND OTHER DEBITS</b>             |                           |                      |                   |                    |                      |
| 100101                                     | CASH                      | 2,073,155.92         | 471,335.56        | -147.36            | 2,544,344.12         |
| <b>TOTAL ASSETS AND OTHER DEBITS</b>       |                           | <b>2,073,155.92</b>  | <b>471,335.56</b> | <b>-147.36</b>     | <b>2,544,344.12</b>  |
| <b>LIABILITIES AND OTHER CREDITS</b>       |                           |                      |                   |                    |                      |
| <b>TOTAL LIABILITIES AND OTHER CREDITS</b> |                           | <b>0.00</b>          | <b>0.00</b>       | <b>0.00</b>        | <b>0.00</b>          |
| <b>FUND EQUITY</b>                         |                           |                      |                   |                    |                      |
| 300201                                     | REVENUES                  | -2,060,303.62        | 0.00              | -471,188.20        | -2,531,491.82        |
| 300301                                     | APPROPRIATIONS            | -5,000,000.00        | 0.00              | 0.00               | -5,000,000.00        |
| 300401                                     | EXPENDITURES              | 3,574,660.62         | 0.00              | 0.00               | 3,574,660.62         |
| 300701                                     | FUND BALANCE - UNRESERVED | -3,587,512.92        | 0.00              | 0.00               | -3,587,512.92        |
| 300703                                     | BUDGETARY FUND BALANCE    | 5,000,000.00         | 0.00              | 0.00               | 5,000,000.00         |
| <b>TOTAL FUND EQUITY</b>                   |                           | <b>-2,073,155.92</b> | <b>0.00</b>       | <b>-471,188.20</b> | <b>-2,544,344.12</b> |
| <b>FUND TOTAL</b>                          |                           | <b>0.00</b>          | <b>471,335.56</b> | <b>-471,335.56</b> | <b>0.00</b>          |




# CHAMPAIGN COUNTY BALANCE SHEET

11/13/2023 10:09:04 AM

**FUND 7087 - TOWNSHIP BRIDGE  
PERIOD ENDING 10/31/2023**

| ACCOUNT NUMBER                             | ACCOUNT DESCRIPTION       | BEGINNING BALANCE | DEBITS       | CREDITS       | ENDING BALANCE   |
|--|---------------------------|-------------------|--------------|---------------|------------------|
| <b>ASSETS AND OTHER DEBITS</b>             |                           |                   |              |               |                  |
| 100101                                     | CASH                      | 1,218.17          | 94.39        | -0.08         | 1,312.48         |
| <b>TOTAL ASSETS AND OTHER DEBITS</b>       |                           | <b>1,218.17</b>   | <b>94.39</b> | <b>-0.08</b>  | <b>1,312.48</b>  |
| <b>LIABILITIES AND OTHER CREDITS</b>       |                           |                   |              |               |                  |
| <b>TOTAL LIABILITIES AND OTHER CREDITS</b> |                           | <b>0.00</b>       | <b>0.00</b>  | <b>0.00</b>   | <b>0.00</b>      |
| <b>FUND EQUITY</b>                         |                           |                   |              |               |                  |
| 300201                                     | REVENUES                  | 3.33              | 0.00         | -94.31        | -90.98           |
| 300701                                     | FUND BALANCE - UNRESERVED | -1,221.50         | 0.00         | 0.00          | -1,221.50        |
| <b>TOTAL FUND EQUITY</b>                   |                           | <b>-1,218.17</b>  | <b>0.00</b>  | <b>-94.31</b> | <b>-1,312.48</b> |
| <b>FUND TOTAL</b>                          |                           | <b>0.00</b>       | <b>94.39</b> | <b>-94.39</b> | <b>0.00</b>      |




# CHAMPAIGN COUNTY BALANCE SHEET

11/13/2023 10:09:04 AM

FUND 7097 - ESTATE  
PERIOD ENDING 10/31/2023

| ACCOUNT NUMBER                             | ACCOUNT DESCRIPTION | BEGINNING BALANCE  | DEBITS           | CREDITS           | ENDING BALANCE     |
|--|---------------------|--------------------|------------------|-------------------|--------------------|
| <b>ASSETS AND OTHER DEBITS</b>             |                     |                    |                  |                   |                    |
| 100101                                     | CASH                | 139,184.76         | 8,402.45         | -3,839.72         | 143,747.49         |
| <b>TOTAL ASSETS AND OTHER DEBITS</b>       |                     | <b>139,184.76</b>  | <b>8,402.45</b>  | <b>-3,839.72</b>  | <b>143,747.49</b>  |
| <b>LIABILITIES AND OTHER CREDITS</b>       |                     |                    |                  |                   |                    |
| 200103                                     | DUE TO OTHERS       | -139,184.76        | 3,839.72         | -8,402.45         | -143,747.49        |
| <b>TOTAL LIABILITIES AND OTHER CREDITS</b> |                     | <b>-139,184.76</b> | <b>3,839.72</b>  | <b>-8,402.45</b>  | <b>-143,747.49</b> |
| <b>FUND EQUITY</b>                         |                     |                    |                  |                   |                    |
| <b>TOTAL FUND EQUITY</b>                   |                     | <b>0.00</b>        | <b>0.00</b>      | <b>0.00</b>       | <b>0.00</b>        |
| <b>FUND TOTAL</b>                          |                     | <b>0.00</b>        | <b>12,242.17</b> | <b>-12,242.17</b> | <b>0.00</b>        |




# CHAMPAIGN COUNTY BALANCE SHEET

11/13/2023 10:09:04 AM

## FUND 7667 - PROPERTY CONDEMNATIONS PERIOD ENDING 10/31/2023

| ACCOUNT NUMBER                             | ACCOUNT DESCRIPTION | BEGINNING BALANCE  | DEBITS           | CREDITS           | ENDING BALANCE     |
|--|---------------------|--------------------|------------------|-------------------|--------------------|
| <b>ASSETS AND OTHER DEBITS</b>             |                     |                    |                  |                   |                    |
| 100101                                     | CASH                | 202,671.88         | 12,843.04        | -16,067.36        | 199,447.56         |
| <b>TOTAL ASSETS AND OTHER DEBITS</b>       |                     | <b>202,671.88</b>  | <b>12,843.04</b> | <b>-16,067.36</b> | <b>199,447.56</b>  |
| <b>LIABILITIES AND OTHER CREDITS</b>       |                     |                    |                  |                   |                    |
| 200101                                     | ACCOUNTS PAYABLE    | 46.71              | 1,061.56         | -1,061.56         | 46.71              |
| 200102                                     | DUE TO OTHER FUNDS  | -530.78            | 15,546.05        | -12,321.73        | 2,693.54           |
| 200103                                     | DUE TO OTHERS       | -202,187.81        | 0.00             | 0.00              | -202,187.81        |
| <b>TOTAL LIABILITIES AND OTHER CREDITS</b> |                     | <b>-202,671.88</b> | <b>16,607.61</b> | <b>-13,383.29</b> | <b>-199,447.56</b> |
| <b>FUND EQUITY</b>                         |                     |                    |                  |                   |                    |
| <b>TOTAL FUND EQUITY</b>                   |                     | <b>0.00</b>        | <b>0.00</b>      | <b>0.00</b>       | <b>0.00</b>        |
| <b>FUND TOTAL</b>                          |                     | <b>0.00</b>        | <b>29,450.65</b> | <b>-29,450.65</b> | <b>0.00</b>        |




# CHAMPAIGN COUNTY BALANCE SHEET

11/13/2023 10:09:04 AM

## FUND 7687 - SHERIFF FORECLOSURES PERIOD ENDING 10/31/2023

| ACCOUNT NUMBER                             | ACCOUNT DESCRIPTION | BEGINNING BALANCE  | DEBITS              | CREDITS              | ENDING BALANCE     |
|--|---------------------|--------------------|---------------------|----------------------|--------------------|
| <b>ASSETS AND OTHER DEBITS</b>             |                     |                    |                     |                      |                    |
| 100101                                     | CASH                | 490,554.95         | 568,251.40          | -478,728.34          | 580,078.01         |
| <b>TOTAL ASSETS AND OTHER DEBITS</b>       |                     | <b>490,554.95</b>  | <b>568,251.40</b>   | <b>-478,728.34</b>   | <b>580,078.01</b>  |
| <b>LIABILITIES AND OTHER CREDITS</b>       |                     |                    |                     |                      |                    |
| 200101                                     | ACCOUNTS PAYABLE    | 133.40             | 430,322.82          | -430,322.82          | 133.40             |
| 200102                                     | DUE TO OTHER FUNDS  | -1,339.79          | 57,159.52           | -38,555.89           | 17,263.84          |
| 200103                                     | DUE TO OTHERS       | -364,239.56        | 450,988.62          | -434,006.31          | -347,257.25        |
| <b>TOTAL LIABILITIES AND OTHER CREDITS</b> |                     | <b>-365,445.95</b> | <b>938,470.96</b>   | <b>-902,885.02</b>   | <b>-329,860.01</b> |
| <b>FUND EQUITY</b>                         |                     |                    |                     |                      |                    |
| 300201                                     | REVENUES            | -125,109.00        | 0.00                | -125,109.00          | -250,218.00        |
| <b>TOTAL FUND EQUITY</b>                   |                     | <b>-125,109.00</b> | <b>0.00</b>         | <b>-125,109.00</b>   | <b>-250,218.00</b> |
| <b>FUND TOTAL</b>                          |                     | <b>0.00</b>        | <b>1,506,722.36</b> | <b>-1,506,722.36</b> | <b>0.00</b>        |




# CHAMPAIGN COUNTY BALANCE SHEET

11/13/2023 10:09:04 AM

**FUND 7699 - GARNISHMENTS  
PERIOD ENDING 10/31/2023**

| ACCOUNT NUMBER                             | ACCOUNT DESCRIPTION       | BEGINNING BALANCE | DEBITS           | CREDITS           | ENDING BALANCE   |
|--|---------------------------|-------------------|------------------|-------------------|------------------|
| <b>ASSETS AND OTHER DEBITS</b>             |                           |                   |                  |                   |                  |
| 100101                                     | CASH                      | 0.00              | 7,535.94         | -6,429.90         | 1,106.04         |
| <b>TOTAL ASSETS AND OTHER DEBITS</b>       |                           | <b>0.00</b>       | <b>7,535.94</b>  | <b>-6,429.90</b>  | <b>1,106.04</b>  |
| <b>LIABILITIES AND OTHER CREDITS</b>       |                           |                   |                  |                   |                  |
| 200101                                     | ACCOUNTS PAYABLE          | 0.00              | 1,550.50         | -1,550.50         | 0.00             |
| 200103                                     | DUE TO OTHERS             | 0.00              | 5,654.65         | -6,760.69         | -1,106.04        |
| <b>TOTAL LIABILITIES AND OTHER CREDITS</b> |                           | <b>0.00</b>       | <b>7,205.15</b>  | <b>-8,311.19</b>  | <b>-1,106.04</b> |
| <b>FUND EQUITY</b>                         |                           |                   |                  |                   |                  |
| 300402                                     | AGENCY FUND DISBURSEMENTS | 0.00              | 6,760.69         | -6,760.69         | 0.00             |
| <b>TOTAL FUND EQUITY</b>                   |                           | <b>0.00</b>       | <b>6,760.69</b>  | <b>-6,760.69</b>  | <b>0.00</b>      |
| <b>FUND TOTAL</b>                          |                           | <b>0.00</b>       | <b>21,501.78</b> | <b>-21,501.78</b> | <b>0.00</b>      |




# CHAMPAIGN COUNTY BALANCE SHEET

11/13/2023 10:09:04 AM

**FUND 8850 - GEOG INF SYS JOINT VENTUR  
PERIOD ENDING 10/31/2023**

| ACCOUNT NUMBER                             | ACCOUNT DESCRIPTION       | BEGINNING BALANCE  | DEBITS            | CREDITS            | ENDING BALANCE     |
|--|---------------------------|--------------------|-------------------|--------------------|--------------------|
| <b>ASSETS AND OTHER DEBITS</b>             |                           |                    |                   |                    |                    |
| 100101                                     | CASH                      | 574,509.34         | 44,918.25         | -93,852.71         | 525,574.88         |
| 100401                                     | PREPAID EXPENSES          | 12,932.23          | 0.00              | 0.00               | 12,932.23          |
| <b>TOTAL ASSETS AND OTHER DEBITS</b>       |                           | <b>587,441.57</b>  | <b>44,918.25</b>  | <b>-93,852.71</b>  | <b>538,507.11</b>  |
| <b>LIABILITIES AND OTHER CREDITS</b>       |                           |                    |                   |                    |                    |
| 200101                                     | ACCOUNTS PAYABLE          | -13,138.90         | 63,253.00         | -50,274.08         | -159.98            |
| 200103                                     | DUE TO OTHERS             | -43.25             | 43.25             | 0.00               | 0.00               |
| 200401                                     | DEFERRED REVENUES         | -31,999.42         | 0.00              | 0.00               | -31,999.42         |
| 217000                                     | PAYROLL LIABILITY         | 0.00               | 30,483.22         | -30,483.22         | 0.00               |
| <b>TOTAL LIABILITIES AND OTHER CREDITS</b> |                           | <b>-45,181.57</b>  | <b>93,779.47</b>  | <b>-80,757.30</b>  | <b>-32,159.40</b>  |
| <b>FUND EQUITY</b>                         |                           |                    |                   |                    |                    |
| 300101                                     | BUDGETED REVENUES         | 785,686.00         | 0.00              | 0.00               | 785,686.00         |
| 300201                                     | REVENUES                  | -579,105.20        | 30,599.71         | -28,533.36         | -577,038.85        |
| 300301                                     | APPROPRIATIONS            | -898,382.00        | 0.00              | 0.00               | -898,382.00        |
| 300401                                     | EXPENDITURES              | 587,039.26         | 33,845.94         | 0.00               | 620,885.20         |
| 300701                                     | FUND BALANCE - UNRESERVED | -460,415.80        | 0.00              | 0.00               | -460,415.80        |
| 300702                                     | FUND BALANCE - RESERVED   | -89,778.26         | 0.00              | 0.00               | -89,778.26         |
| 300703                                     | BUDGETARY FUND BALANCE    | 112,696.00         | 0.00              | 0.00               | 112,696.00         |
| <b>TOTAL FUND EQUITY</b>                   |                           | <b>-542,260.00</b> | <b>64,445.65</b>  | <b>-28,533.36</b>  | <b>-506,347.71</b> |
| <b>FUND TOTAL</b>                          |                           | <b>0.00</b>        | <b>203,143.37</b> | <b>-203,143.37</b> | <b>0.00</b>        |






# CHAMPAIGN COUNTY BALANCE SHEET

11/13/2023 10:09:04 AM

FUND 9975 - FIXED ASSETS CONTROL  
PERIOD ENDING 10/31/2023

| ACCOUNT NUMBER                             | ACCOUNT DESCRIPTION | BEGINNING BALANCE | DEBITS | CREDITS | ENDING BALANCE |
|--|---------------------|-------------------|--------|---------|----------------|
| <b>ASSETS AND OTHER DEBITS</b>             |                     |                   |        |         |                |
| <b>TOTAL ASSETS AND OTHER DEBITS</b>       |                     | 0.00              | 0.00   | 0.00    | 0.00           |
| <b>LIABILITIES AND OTHER CREDITS</b>       |                     |                   |        |         |                |
| <b>TOTAL LIABILITIES AND OTHER CREDITS</b> |                     | 0.00              | 0.00   | 0.00    | 0.00           |
| <b>FUND EQUITY</b>                         |                     |                   |        |         |                |
| <b>TOTAL FUND EQUITY</b>                   |                     | 0.00              | 0.00   | 0.00    | 0.00           |
| <b>FUND TOTAL</b>                          |                     | 0.00              | 0.00   | 0.00    | 0.00           |




# CHAMPAIGN COUNTY BALANCE SHEET

11/13/2023 10:09:04 AM

**FUND 9999 - CASH CONTROL - COUNTY  
PERIOD ENDING 10/31/2023**

| ACCOUNT NUMBER                       | ACCOUNT DESCRIPTION | BEGINNING BALANCE     | DEBITS               | CREDITS               | ENDING BALANCE        |
|--------------------------------------|---------------------|-----------------------|----------------------|-----------------------|-----------------------|
| <b>ASSETS AND OTHER DEBITS</b>       |                     |                       |                      |                       |                       |
| 100101                               | CASH                | 928.46                | 9,355,765.28         | -9,357,671.24         | -977.50               |
| 100101                               | CASH                | 32,944,637.08         | 0.00                 | 0.00                  | 32,944,637.08         |
| 100101                               | CASH                | 4,945.56              | 451.85               | 0.00                  | 5,397.41              |
| 100101                               | CASH                | -1,981.75             | 0.00                 | -6,764.70             | -8,746.45             |
| 100101                               | CASH                | 142,251.57            | 4,760.86             | 0.00                  | 147,012.43            |
| 100101                               | CASH                | -647,564.25           | 3,003,074.78         | -3,251,131.35         | -895,620.82           |
| 100101                               | CASH                | -523,343.05           | 1,333,255.59         | -1,245,867.50         | -435,954.96           |
| 100101                               | CASH                | 299,144.89            | 28,959.72            | 0.00                  | 328,104.61            |
| 100101                               | CASH                | 575,590.40            | 14,236.76            | 0.00                  | 589,827.16            |
| 100101                               | CASH                | 621,448.51            | 53,417.87            | 0.00                  | 674,866.38            |
| 100101                               | CASH                | 558,722.62            | 39,019.78            | 0.00                  | 597,742.40            |
| 100101                               | CASH                | 24,311,935.40         | 3,456,010.50         | -4,375,013.43         | 23,392,932.47         |
| 100101                               | CASH                | 352,396.83            | 63.23                | 0.00                  | 352,460.06            |
| 100101                               | CASH                | 13.43                 | 0.00                 | 0.00                  | 13.43                 |
| 100101                               | CASH                | 32,579,706.56         | 3,124,334.67         | -3,633,064.17         | 32,070,977.06         |
| 100101                               | CASH                | 5,497.82              | 383.37               | 0.00                  | 5,881.19              |
| 100101                               | CASH                | 10,153,199.93         | 15,437,244.71        | -63,763.06            | 25,526,681.58         |
| 100101                               | CASH                | 2.28                  | 0.09                 | 0.00                  | 2.37                  |
| <b>TOTAL ASSETS AND OTHER DEBITS</b> |                     | <b>101,377,532.29</b> | <b>35,850,979.06</b> | <b>-21,933,275.45</b> | <b>115,295,235.90</b> |
| <b>LIABILITIES AND OTHER CREDITS</b> |                     |                       |                      |                       |                       |
| 200102                               | DUE TO OTHER FUNDS  | -36,942,585.38        | 4,960,089.28         | -6,542,096.43         | -38,524,592.53        |
| 200102                               | DUE TO OTHER FUNDS  | -9,052,610.90         | 2,900,181.84         | -3,182,032.40         | -9,334,461.46         |
| 200102                               | DUE TO OTHER FUNDS  | -3,419,690.61         | 162,065.20           | -84,775.76            | -3,342,401.17         |
| 200102                               | DUE TO OTHER FUNDS  | -3,323,833.36         | 308,143.66           | -220,681.47           | -3,236,371.17         |
| 200102                               | DUE TO OTHER FUNDS  | -570,083.63           | 13,875.20            | -15,354.86            | -571,563.29           |
| 200102                               | DUE TO OTHER FUNDS  | -2,479,535.42         | 828,750.12           | -1,436,462.92         | -3,087,248.22         |
| 200102                               | DUE TO OTHER FUNDS  | 349,071.24            | 0.00                 | -310,677.66           | 38,393.58             |
| 200102                               | DUE TO OTHER FUNDS  | 33,378.05             | 0.00                 | -1.01                 | 33,377.04             |
| 200102                               | DUE TO OTHER FUNDS  | -3,671,738.68         | 495,849.42           | -529,328.05           | -3,705,217.31         |
| 200102                               | DUE TO OTHER FUNDS  | -387,015.36           | 773,505.24           | -393,719.36           | -7,229.48             |
| 200102                               | DUE TO OTHER FUNDS  | -1,644,441.12         | 961,847.02           | -509,290.11           | -1,191,884.21         |
| 200102                               | DUE TO OTHER FUNDS  | -729,003.04           | 61,367.37            | -129,883.51           | -797,519.18           |
| 200102                               | DUE TO OTHER FUNDS  | -39,184.51            | 4,907.24             | -8,754.04             | -43,031.31            |
| 200102                               | DUE TO OTHER FUNDS  | -20,960.76            | 0.00                 | -1,255.61             | -22,216.37            |
| 200102                               | DUE TO OTHER FUNDS  | -1,717,660.61         | 0.00                 | 0.00                  | -1,717,660.61         |
| 200102                               | DUE TO OTHER FUNDS  | -290,165.22           | 47,666.00            | -24,943.14            | -267,442.36           |
| 200102                               | DUE TO OTHER FUNDS  | -254,266.79           | 0.00                 | -520.13               | -254,786.92           |
| 200102                               | DUE TO OTHER FUNDS  | -10,580,882.33        | 1,762,573.93         | -2,566,081.45         | -11,384,389.85        |




# CHAMPAIGN COUNTY BALANCE SHEET

11/13/2023 10:09:04 AM

PERIOD ENDING 10/31/2023

| ACCOUNT NUMBER | ACCOUNT DESCRIPTION | BEGINNING BALANCE | DEBITS       | CREDITS        | ENDING BALANCE |
|----------------|---------------------|-------------------|--------------|----------------|----------------|
| 200102         | DUE TO OTHER FUNDS  | -10,701,625.54    | 248,884.72   | -679,325.75    | -11,132,066.57 |
| 200102         | DUE TO OTHER FUNDS  | 1,488.25          | 156,626.00   | -100,349.90    | 57,764.35      |
| 200102         | DUE TO OTHER FUNDS  | -1,149,884.60     | 735,878.00   | -373,693.20    | -787,699.80    |
| 200102         | DUE TO OTHER FUNDS  | -884,684.97       | 329,982.85   | -407,880.49    | -962,582.61    |
| 200102         | DUE TO OTHER FUNDS  | 1,704,442.71      | 1,219,323.60 | -609,661.80    | 2,314,104.51   |
| 200102         | DUE TO OTHER FUNDS  | 1,884,642.64      | 0.00         | 0.00           | 1,884,642.64   |
| 200102         | DUE TO OTHER FUNDS  | -7,469,843.59     | 1,338,816.13 | -1,465,449.76  | -7,596,477.22  |
| 200102         | DUE TO OTHER FUNDS  | -153,472.44       | 4,217.51     | -4,760.86      | -154,015.79    |
| 200102         | DUE TO OTHER FUNDS  | 775,513.19        | 0.00         | -33,695.69     | 741,817.50     |
| 200102         | DUE TO OTHER FUNDS  | -4,219.46         | 0.00         | -579.00        | -4,798.46      |
| 200102         | DUE TO OTHER FUNDS  | 0.00              | 1,878.00     | -1,878.00      | 0.00           |
| 200102         | DUE TO OTHER FUNDS  | 100,788.01        | 1,328.24     | -695.87        | 101,420.38     |
| 200102         | DUE TO OTHER FUNDS  | -19,012.15        | 0.00         | -20,529.77     | -39,541.92     |
| 200102         | DUE TO OTHER FUNDS  | -92,214.94        | 6,440.32     | -22,264.21     | -108,038.83    |
| 200102         | DUE TO OTHER FUNDS  | -4,501.60         | 0.00         | -393.00        | -4,894.60      |
| 200102         | DUE TO OTHER FUNDS  | 11,543.91         | 0.00         | -65.53         | 11,478.38      |
| 200102         | DUE TO OTHER FUNDS  | -272,270.97       | 15,463.54    | -34,667.59     | -291,475.02    |
| 200102         | DUE TO OTHER FUNDS  | -18,842.30        | 588.80       | -891.40        | -19,144.90     |
| 200102         | DUE TO OTHER FUNDS  | 44,352.24         | 21,960.10    | -33,137.97     | 33,174.37      |
| 200102         | DUE TO OTHER FUNDS  | -814.41           | 0.00         | -1.17          | -815.58        |
| 200102         | DUE TO OTHER FUNDS  | 60,113.42         | 2,739.54     | -2,426.12      | 60,426.84      |
| 200102         | DUE TO OTHER FUNDS  | -587.52           | 0.00         | -13.83         | -601.35        |
| 200102         | DUE TO OTHER FUNDS  | -202,393.41       | 3,993.48     | -53,957.51     | -252,357.44    |
| 200102         | DUE TO OTHER FUNDS  | -99,467.57        | 0.00         | -5,988.27      | -105,455.84    |
| 200102         | DUE TO OTHER FUNDS  | -2,676.02         | 0.00         | -426.52        | -3,102.54      |
| 200102         | DUE TO OTHER FUNDS  | -64,991.03        | 0.00         | -3,755.94      | -68,746.97     |
| 200102         | DUE TO OTHER FUNDS  | -153,391.87       | 2,679.52     | -3,604.66      | -154,317.01    |
| 200102         | DUE TO OTHER FUNDS  | -3,635.65         | 0.00         | -490.46        | -4,126.11      |
| 200102         | DUE TO OTHER FUNDS  | -9,806.74         | 0.00         | -1,634.94      | -11,441.68     |
| 200102         | DUE TO OTHER FUNDS  | -229,829.13       | 11,166.01    | -29,630.80     | -248,293.92    |
| 200102         | DUE TO OTHER FUNDS  | 5,176.77          | 10,530.00    | -5,283.22      | 10,423.55      |
| 200102         | DUE TO OTHER FUNDS  | -282,505.56       | 46,088.12    | -106,672.44    | -343,089.88    |
| 200102         | DUE TO OTHER FUNDS  | -66,897.48        | 4,687.74     | -14,304.40     | -76,514.14     |
| 200102         | DUE TO OTHER FUNDS  | -10,770,375.43    | 122,300.22   | -15,500,927.77 | -26,149,002.98 |
| 200102         | DUE TO OTHER FUNDS  | -36,512,508.38    | 2,668,935.90 | -2,577,839.16  | -36,421,411.64 |
| 200102         | DUE TO OTHER FUNDS  | -570.43           | 0.00         | -31.09         | -601.52        |
| 200102         | DUE TO OTHER FUNDS  | -2,959.11         | 13,529.40    | -7,216.55      | 3,353.74       |
| 200102         | DUE TO OTHER FUNDS  | 626,307.38        | 112,792.78   | -158,773.61    | 580,326.55     |
| 200102         | DUE TO OTHER FUNDS  | 514,586.00        | 1,069,439.44 | -1,082,400.65  | 501,624.79     |
| 200102         | DUE TO OTHER FUNDS  | -106,650.49       | 0.00         | -210.18        | -106,860.67    |
| 200102         | DUE TO OTHER FUNDS  | 1,192.82          | 1,061.56     | -835.80        | 1,418.58       |



# CHAMPAIGN COUNTY BALANCE SHEET

11/13/2023 10:09:04 AM

PERIOD ENDING 10/31/2023

| ACCOUNT NUMBER                             | ACCOUNT DESCRIPTION | BEGINNING BALANCE      | DEBITS               | CREDITS               | ENDING BALANCE         |
|--|---------------------|------------------------|----------------------|-----------------------|------------------------|
| 200102                                     | DUE TO OTHER FUNDS  | -143,510.89            | 422,932.51           | -530,361.37           | -250,939.75            |
| 200102                                     | DUE TO OTHER FUNDS  | -36,300.30             | 6,429.90             | -7,535.94             | -37,406.34             |
| 200102                                     | DUE TO OTHER FUNDS  | -666,246.50            | 63,253.00            | -47,685.42            | -650,678.92            |
| 200102                                     | DUE TO OTHER FUNDS  | -73,801.96             | 3,397.87             | -10,500.15            | -80,904.24             |
| 200102                                     | DUE TO OTHER FUNDS  | -454,775.56            | 0.00                 | -689.15               | -455,464.71            |
| 200102                                     | DUE TO OTHER FUNDS  | 26,791.57              | 32,757.20            | -157,626.07           | -98,077.30             |
| 200102                                     | DUE TO OTHER FUNDS  | 585,615.87             | 237,386.66           | -145,394.02           | 677,608.51             |
| 200102                                     | DUE TO OTHER FUNDS  | -132,422.41            | 0.00                 | 0.00                  | -132,422.41            |
| 217000                                     | PAYROLL LIABILITY   | 37,458,106.43          | 4,085,981.12         | 0.00                  | 41,544,087.55          |
| <b>TOTAL LIABILITIES AND OTHER CREDITS</b> |                     | <b>-101,728,237.63</b> | <b>26,284,291.30</b> | <b>-40,201,994.91</b> | <b>-115,645,941.24</b> |
| <b>FUND EQUITY</b>                         |                     |                        |                      |                       |                        |
| <b>TOTAL FUND EQUITY</b>                   |                     | <b>0.00</b>            | <b>0.00</b>          | <b>0.00</b>           | <b>0.00</b>            |
| <b>FUND TOTAL</b>                          |                     | <b>-350,705.34</b>     | <b>62,135,270.36</b> | <b>-62,135,270.36</b> | <b>-350,705.34</b>     |