




FUND DEPT 1080-010 : GENERAL CORPORATE - COUNTY BOARD

6/12/2023 10:03:49 AM

PERIOD ENDING 12/31/2022 CLOSE OF YEAR

	ACTUAL LAST YEAR			ACTUAL THIS YEAR				ENCUMBRANCE	BUDGET	UNENCUMBERED BALANCE
	CURRENT MONTH	YEAR TO DATE	%	CURRENT MONTH	%	YEAR TO DATE	%			
REVENUES										
4006 LICENSES AND PERMITS	0.00	29,590.00	114	0.00	0	0.00	0	0.00	28,000.00	28,000.00
4007 CHARGES FOR SERVICES	20.94	91.09	30	10.00	3	2,633.34	878	0.00	300.00	-2,333.34
4009 MISCELLANEOUS REVENUES	0.00	1,800.00	180	0.00	0	1,800.00	180	0.00	1,000.00	-800.00
4010 RENTS AND ROYALTIES	89,246.72	406,294.38	104	0.00	0	393,136.25	99	0.00	396,000.00	2,863.75
TOTAL REVENUES	89,267.66	437,775.47	105	10.00	0	397,569.59	93	0.00	425,300.00	27,730.41
EXPENDITURES										
5001 SALARIES AND WAGES	0.00	65,736.54	72	0.00	0	55,045.01	80	0.00	68,999.69	13,954.68
5003 FRINGE BENEFITS	420.08	2,636.30	66	0.00	0	3,695.32	92	0.00	4,000.00	304.68
5010 COMMODITIES	0.00	15.98	3	0.00	0	89.96	15	0.00	600.00	510.04
5020 SERVICES	0.00	85,755.71	68	0.00	0	99,768.86	98	0.00	101,435.00	1,666.14
TOTAL EXPENDITURES	420.08	154,144.53	70	0.00	0	158,599.15	91	0.00	175,034.69	16,435.54
NET CHANGE IN FUND BALANCE	88,847.58	283,630.94		10.00		238,970.44		0.00	250,265.31	11,294.87



FUND DEPT 1080-012 : GENERAL CORPORATE - TORNADO SIRENS

6/12/2023 10:03:49 AM

PERIOD ENDING 12/31/2022 CLOSE OF YEAR

	ACTUAL LAST YEAR			ACTUAL THIS YEAR				ENCUMBRANCE	BUDGET	UNENCUMBERED BALANCE
	CURRENT MONTH	YEAR TO DATE	%	CURRENT MONTH	%	YEAR TO DATE	%			
REVENUES										
4004 INTERGOVERNMENTAL REVENUE	0.00	10,900.01	100	0.00	0	3,990.00	100	0.00	4,000.00	10.00
TOTAL REVENUES	0.00	10,900.01	100	0.00	0	3,990.00	100	0.00	4,000.00	10.00
EXPENDITURES										
5020 SERVICES	0.00	3,800.00	100	0.00	0	3,990.00	100	0.00	4,000.00	10.00
8000 CAPITAL OUTLAY	0.00	7,045.00	100	0.00	0	0.00	0	0.00	0.00	0.00
TOTAL EXPENDITURES	0.00	10,845.00	99	0.00	0	3,990.00	100	0.00	4,000.00	10.00
NET CHANGE IN FUND BALANCE	0.00	55.01		0.00		0.00		0.00	0.00	0.00



FUND DEPT 1080-013 : GENERAL CORPORATE - DEBT SERVICE

6/12/2023 10:03:49 AM

PERIOD ENDING 12/31/2022 CLOSE OF YEAR

	ACTUAL LAST YEAR			ACTUAL THIS YEAR				ENCUMBRANCE	BUDGET	UNENCUMBERED BALANCE
	CURRENT MONTH	YEAR TO DATE	%	CURRENT MONTH	%	YEAR TO DATE	%			
REVENUES										
TOTAL REVENUES	0.00	0.00	0	0.00	0	0.00	0	0.00	0.00	0.00
EXPENDITURES										
TOTAL EXPENDITURES	0.00	0.00	0	0.00	0	0.00	0	0.00	0.00	0.00
OTHER FINANCING SOURCES (USES)										
TOTAL OTHER FINANCING SOURCES (USES)	0.00	0.00		0.00		0.00		0.00	0.00	0.00
NET CHANGE IN FUND BALANCE	0.00	0.00		0.00		0.00		0.00	0.00	0.00



FUND DEPT 1080-016 : GENERAL CORPORATE - ADMINISTRATIVE SERVICES

6/12/2023 10:03:49 AM

PERIOD ENDING 12/31/2022 CLOSE OF YEAR

	ACTUAL LAST YEAR			ACTUAL THIS YEAR				ENCUMBRANCE	BUDGET	UNENCUMBERED BALANCE
	CURRENT MONTH	YEAR TO DATE	%	CURRENT MONTH	%	YEAR TO DATE	%			
REVENUES										
4004 INTERGOVERNMENTAL REVENUE	0.00	12,825.55	160	0.00	0	1,282.79	18	0.00	7,000.00	5,717.21
4009 MISCELLANEOUS REVENUES	1,229.89	2,506.13	84	0.00	0	2,988.00	100	0.00	3,000.00	12.00
TOTAL REVENUES	1,229.89	15,331.68	139	0.00	0	4,270.79	43	0.00	10,000.00	5,729.21
EXPENDITURES										
5001 SALARIES AND WAGES	12,747.44	696,414.98	99	0.00	0	740,975.34	98	0.00	755,085.31	14,109.97
5010 COMMODITIES	629.60	158,153.22	65	0.00	0	144,477.16	45	0.00	322,265.00	177,787.84
5020 SERVICES	247.37	14,842.88	50	0.00	0	14,399.52	50	0.00	29,035.00	14,635.48
TOTAL EXPENDITURES	13,624.41	869,411.08	89	0.00	0	899,852.02	81	0.00	1,106,385.31	206,533.29
OTHER FINANCING SOURCES (USES)										
6001 OTHER FINANCING SOURCES	554.65	27,370.51	97	0.00	0	20,592.00	72	0.00	28,592.00	8,000.00
TOTAL OTHER FINANCING SOURCES (USES)	554.65	27,370.51		0.00		20,592.00		0.00	28,592.00	8,000.00
NET CHANGE IN FUND BALANCE	-11,839.87	-826,708.89		0.00		-874,989.23		0.00	-1,067,793.31	-192,804.08



FUND DEPT 1080-017 : GENERAL CORPORATE - COOPERATIVE EXTENSION SRV

6/12/2023 10:03:49 AM

PERIOD ENDING 12/31/2022 CLOSE OF YEAR

	ACTUAL LAST YEAR			ACTUAL THIS YEAR				ENCUMBRANCE	BUDGET	UNENCUMBERED BALANCE
	CURRENT MONTH	YEAR TO DATE	%	CURRENT MONTH	%	YEAR TO DATE	%			
REVENUES										
4001 PROPERTY TAX	0.00	439,429.07	100	0.00	0	441,353.83	100	0.00	441,499.00	145.17
TOTAL REVENUES	0.00	439,429.07	100	0.00	0	441,353.83	100	0.00	441,499.00	145.17
EXPENDITURES										
5020 SERVICES	12,731.02	439,429.07	100	0.00	0	440,619.70	100	0.00	441,499.00	879.30
TOTAL EXPENDITURES	12,731.02	439,429.07	100	0.00	0	440,619.70	100	0.00	441,499.00	879.30
NET CHANGE IN FUND BALANCE	-12,731.02	0.00		0.00		734.13		0.00	0.00	-734.13



FUND DEPT 1080-020 : GENERAL CORPORATE - AUDITOR

6/12/2023 10:03:49 AM

PERIOD ENDING 12/31/2022 CLOSE OF YEAR

	ACTUAL LAST YEAR			ACTUAL THIS YEAR				ENCUMBRANCE	BUDGET	UNENCUMBERED BALANCE
	CURRENT MONTH	YEAR TO DATE	%	CURRENT MONTH	%	YEAR TO DATE	%			
REVENUES										
4004 INTERGOVERNMENTAL REVENUE	0.00	6,500.00	100	0.00	0	6,500.00	100	0.00	6,500.00	0.00
4007 CHARGES FOR SERVICES	140,646.91	140,646.91	155	0.00	0	0.00	0	0.00	115,000.00	115,000.00
4009 MISCELLANEOUS REVENUES	681.54	11,673.49	69	0.00	0	1,034.60	9	0.00	12,000.00	10,965.40
TOTAL REVENUES	141,328.45	158,820.40	139	0.00	0	7,534.60	6	0.00	133,500.00	125,965.40
EXPENDITURES										
5001 SALARIES AND WAGES	4,757.24	387,903.96	98	0.00	0	381,533.55	99	0.00	383,980.50	2,446.95
5003 FRINGE BENEFITS	0.00	77.00	100	0.00	0	0.00	0	0.00	0.00	0.00
5010 COMMODITIES	662.20	5,973.14	99	0.00	0	5,513.74	100	0.00	5,513.74	0.00
5020 SERVICES	279.30	3,814.17	43	0.00	0	10,215.76	100	0.00	10,215.76	0.00
TOTAL EXPENDITURES	5,698.74	397,768.27	97	0.00	0	397,263.05	99	0.00	399,710.00	2,446.95
OTHER FINANCING SOURCES (USES)										
6001 OTHER FINANCING SOURCES	0.00	0.00	0	0.00	0	135,733.63	0	0.00	0.00	-135,733.63
TOTAL OTHER FINANCING SOURCES (USES)	0.00	0.00		0.00		135,733.63		0.00	0.00	-135,733.63
NET CHANGE IN FUND BALANCE	135,629.71	-238,947.87		0.00		-253,994.82		0.00	-266,210.00	-12,215.18



FUND DEPT 1080-021 : GENERAL CORPORATE - BOARD OF REVIEW

6/12/2023 10:03:49 AM

PERIOD ENDING 12/31/2022 CLOSE OF YEAR

	ACTUAL LAST YEAR			ACTUAL THIS YEAR				ENCUMBRANCE	BUDGET	UNENCUMBERED BALANCE
	CURRENT MONTH	YEAR TO DATE	%	CURRENT MONTH	%	YEAR TO DATE	%			
REVENUES										
TOTAL REVENUES	0.00	0.00	0	0.00	0	0.00	0	0.00	0.00	0.00
EXPENDITURES										
5001 SALARIES AND WAGES	0.00	108,020.96	75	-2,608.92	-2	135,589.20	100	0.00	135,665.00	75.80
5010 COMMODITIES	609.65	1,477.28	86	0.00	0	298.93	24	0.00	1,250.00	951.07
5020 SERVICES	4,051.42	5,099.74	97	0.00	0	3,975.72	75	0.00	5,300.00	1,324.28
TOTAL EXPENDITURES	4,661.07	114,597.98	76	-2,608.92	-2	139,863.85	98	0.00	142,215.00	2,351.15
NET CHANGE IN FUND BALANCE	-4,661.07	-114,597.98		2,608.92		-139,863.85		0.00	-142,215.00	-2,351.15



FUND DEPT 1080-022 : GENERAL CORPORATE - COUNTY CLERK

6/12/2023 10:03:49 AM

PERIOD ENDING 12/31/2022 CLOSE OF YEAR

	ACTUAL LAST YEAR			ACTUAL THIS YEAR				ENCUMBRANCE	BUDGET	UNENCUMBERED BALANCE
	CURRENT MONTH	YEAR TO DATE	%	CURRENT MONTH	%	YEAR TO DATE	%			
REVENUES										
4004 INTERGOVERNMENTAL REVENUE	0.00	24,095.00	57	0.00	0	29,450.00	57	0.00	51,815.00	22,365.00
4006 LICENSES AND PERMITS	5,110.00	76,629.00	92	0.00	0	94,330.00	115	0.00	81,900.00	-12,430.00
4007 CHARGES FOR SERVICES	27,927.18	388,147.66	114	0.00	0	288,317.73	85	0.00	340,000.00	51,682.27
4008 INVESTMENT EARNINGS	14.11	182.60	46	0.00	0	165.99	83	0.00	200.00	34.01
4009 MISCELLANEOUS REVENUES	0.00	246.68	123 3	0.00	0	660.00	330 0	0.00	20.00	-640.00
TOTAL REVENUES	33,051.29	489,300.94	105	0.00	0	412,923.72	87	0.00	473,935.00	61,011.28
EXPENDITURES										
5001 SALARIES AND WAGES	11,322.11	763,110.15	94	0.00	0	958,015.56	100	0.00	958,387.20	371.64
5010 COMMODITIES	1,331.89	87,094.42	99	0.00	0	127,738.12	100	0.00	127,738.12	0.00
5020 SERVICES	23,295.57	236,801.89	96	0.00	0	354,035.40	100	0.00	354,148.83	113.43
8000 CAPITAL OUTLAY	347.02	99,229.52	100	0.00	0	209,950.00	100	0.00	209,950.00	0.00
TOTAL EXPENDITURES	36,296.59	1,186,235.98	96	0.00	0	1,649,739.08	100	0.00	1,650,224.15	485.07
OTHER FINANCING SOURCES (USES)										
TOTAL OTHER FINANCING SOURCES (USES)	0.00	0.00		0.00		0.00		0.00	0.00	0.00
NET CHANGE IN FUND BALANCE	-3,245.30	-696,935.04		0.00		-1,236,815.36		0.00	-1,176,289.15	60,526.21



FUND DEPT 1080-023 : GENERAL CORPORATE - RECORDER

6/12/2023 10:03:49 AM

PERIOD ENDING 12/31/2022 CLOSE OF YEAR

	ACTUAL LAST YEAR			ACTUAL THIS YEAR				ENCUMBRANCE	BUDGET	UNENCUMBERED BALANCE
	CURRENT MONTH	YEAR TO DATE	%	CURRENT MONTH	%	YEAR TO DATE	%			
REVENUES										
4004 INTERGOVERNMENTAL REVENUE	0.00	6,500.00	100	0.00	0	3,276.71	0	0.00	0.00	-3,276.71
4006 LICENSES AND PERMITS	0.00	2,414,268.75	99	0.00	0	2,749,406.50	105	0.00	2,609,862.00	-139,544.50
4007 CHARGES FOR SERVICES	23.00	1,256,242.20	121	146.00	0	920,526.50	82	0.00	1,119,474.00	198,947.50
4009 MISCELLANEOUS REVENUES	0.00	13,431.78	269	0.00	0	68,360.38	855	0.00	8,000.00	-60,360.38
TOTAL REVENUES	23.00	3,690,442.73	106	146.00	0	3,741,570.09	100	0.00	3,737,336.00	-4,234.09
EXPENDITURES										
5001 SALARIES AND WAGES	1,690.50	182,479.72	100	0.00	0	170,737.53	100	0.00	170,738.00	0.47
5010 COMMODITIES	309,765.07	1,630,300.77	100	0.00	0	1,278.37	100	0.00	1,278.37	0.00
5020 SERVICES	19,766.88	253,047.88	100	0.00	0	2,028,049.35	100	0.00	2,028,049.35	0.00
TOTAL EXPENDITURES	331,222.45	2,065,828.37	100	0.00	0	2,200,065.25	100	0.00	2,200,065.72	0.47
NET CHANGE IN FUND BALANCE	-331,199.45	1,624,614.36		146.00		1,541,504.84		0.00	1,537,270.28	-4,234.56



FUND DEPT 1080-025 : GENERAL CORPORATE - SUPERVISOR OF ASSESSMENT

6/12/2023 10:03:49 AM

PERIOD ENDING 12/31/2022 CLOSE OF YEAR

	ACTUAL LAST YEAR			ACTUAL THIS YEAR				ENCUMBRANCE	BUDGET	UNENCUMBERED BALANCE
	CURRENT MONTH	YEAR TO DATE	%	CURRENT MONTH	%	YEAR TO DATE	%			
REVENUES										
4004 INTERGOVERNMENTAL REVENUE	3,451.73	44,801.38	101	0.00	0	46,395.85	102	0.00	45,500.00	-895.85
4009 MISCELLANEOUS REVENUES	0.00	411.50	103	0.00	0	731.26	244	0.00	300.00	-431.26
TOTAL REVENUES	3,451.73	45,212.88	101	0.00	0	47,127.11	103	0.00	45,800.00	-1,327.11
EXPENDITURES										
5001 SALARIES AND WAGES	6,253.55	326,435.56	99	0.02	0	334,856.75	98	0.00	341,195.00	6,338.25
5010 COMMODITIES	12.20	3,329.45	98	0.00	0	4,076.14	72	0.00	5,654.29	1,578.15
5020 SERVICES	29.54	40,619.73	100	0.00	0	52,910.14	96	0.00	55,035.71	2,125.57
TOTAL EXPENDITURES	6,295.29	370,384.74	99	0.02	0	391,843.03	98	0.00	401,885.00	10,041.97
NET CHANGE IN FUND BALANCE	-2,843.56	-325,171.86		-0.02		-344,715.92		0.00	-356,085.00	-11,369.08



FUND DEPT 1080-026 : GENERAL CORPORATE - COUNTY TREASURER

6/12/2023 10:03:49 AM

PERIOD ENDING 12/31/2022 CLOSE OF YEAR

	ACTUAL LAST YEAR			ACTUAL THIS YEAR				ENCUMBRANCE	BUDGET	UNENCUMBERED BALANCE
	CURRENT MONTH	YEAR TO DATE	%	CURRENT MONTH	%	YEAR TO DATE	%			
REVENUES										
4001 PROPERTY TAX	727,982.27	731,017.27	101	0.00	0	681,320.79	102	0.00	670,000.00	-11,320.79
4004 INTERGOVERNMENTAL REVENUE	3,066.89	19,810.39	120	0.00	0	11,292.55	81	0.00	14,000.00	2,707.45
4007 CHARGES FOR SERVICES	0.00	50.00	0	0.00	0	50.00	0	0.00	0.00	-50.00
4008 INVESTMENT EARNINGS	14.90	187.72	2	0.00	0	9,129.47	130	0.00	7,000.00	-2,129.47
TOTAL REVENUES	731,064.06	751,065.38	100	0.00	0	701,792.81	102	0.00	691,000.00	-10,792.81
EXPENDITURES										
5001 SALARIES AND WAGES	3,418.95	282,229.73	100	0.00	0	296,691.58	100	0.00	296,843.00	151.42
5010 COMMODITIES	1,488.87	4,238.90	91	0.00	0	2,928.16	100	0.00	2,928.16	0.00
5020 SERVICES	5,331.00	45,238.36	92	60.25	0	76,259.37	96	0.00	79,093.84	2,834.47
TOTAL EXPENDITURES	10,238.82	331,706.99	99	60.25	0	375,879.11	99	0.00	378,865.00	2,985.89
NET CHANGE IN FUND BALANCE	720,825.24	419,358.39		-60.25		325,913.70		0.00	312,135.00	-13,778.70



PERIOD ENDING 12/31/2022 CLOSE OF YEAR

	ACTUAL LAST YEAR			ACTUAL THIS YEAR				ENCUMBRANCE	BUDGET	UNENCUMBERED BALANCE
	CURRENT MONTH	YEAR TO DATE	%	CURRENT MONTH	%	YEAR TO DATE	%			
REVENUES										
4004 INTERGOVERNMENTAL REVENUE	400.00	12,252.16	83	0.00	0	4,600.00	96	0.00	4,800.00	200.00
4007 CHARGES FOR SERVICES	46,529.06	46,529.06	103	0.00	0	0.00	0	0.00	45,600.00	45,600.00
TOTAL REVENUES	46,929.06	58,781.22	80	0.00	0	4,600.00	9	0.00	50,400.00	45,800.00
EXPENDITURES										
5001 SALARIES AND WAGES	13,293.15	658,485.05	100	0.00	0	712,647.96	96	0.00	739,404.00	26,756.04
5010 COMMODITIES	16,704.02	77,152.81	93	0.00	0	74,162.90	100	0.00	74,288.00	125.10
5020 SERVICES	56,925.81	330,855.94	87	0.00	0	331,521.78	90	0.00	369,730.00	38,208.22
TOTAL EXPENDITURES	86,922.98	1,066,493.80	95	0.00	0	1,118,332.64	94	0.00	1,183,422.00	65,089.36
OTHER FINANCING SOURCES (USES)										
6001 OTHER FINANCING SOURCES	0.00	0.00	0	0.00	0	44,196.17	0	0.00	0.00	-44,196.17
TOTAL OTHER FINANCING SOURCES (USES)	0.00	0.00		0.00		44,196.17		0.00	0.00	-44,196.17
NET CHANGE IN FUND BALANCE	-39,993.92	-1,007,712.58		0.00		-1,069,536.47		0.00	-1,133,022.00	-63,485.53



FUND DEPT 1080-030 : GENERAL CORPORATE - CIRCUIT CLERK

6/12/2023 10:03:49 AM

PERIOD ENDING 12/31/2022 CLOSE OF YEAR

	ACTUAL LAST YEAR			ACTUAL THIS YEAR				ENCUMBRANCE	BUDGET	UNENCUMBERED BALANCE
	CURRENT MONTH	YEAR TO DATE	%	CURRENT MONTH	%	YEAR TO DATE	%			
REVENUES										
4004 INTERGOVERNMENTAL REVENUE	0.00	6,500.00	100	0.00	0	6,500.00	100	0.00	6,500.00	0.00
4007 CHARGES FOR SERVICES	97,009.40	1,339,865.87	89	572,652.87	45	1,294,849.10	101	0.00	1,278,670.00	-16,179.10
4008 INVESTMENT EARNINGS	995.37	7,570.25	29	-3,775.37	0	39,324.46	0	0.00	0.00	-39,324.46
4009 MISCELLANEOUS REVENUES	0.00	9,781.19	0	0.00	0	0.00	0	0.00	8,000.00	8,000.00
TOTAL REVENUES	98,004.77	1,363,717.31	89	568,877.50	44	1,340,673.56	104	0.00	1,293,170.00	-47,503.56
EXPENDITURES										
5001 SALARIES AND WAGES	17,221.80	1,176,711.90	97	0.00	0	1,157,892.23	92	0.00	1,258,772.00	100,879.77
5010 COMMODITIES	6,622.62	60,826.70	100	0.00	0	19,016.55	100	0.00	19,071.74	55.19
5020 SERVICES	1,879.89	29,295.36	100	0.00	0	46,204.01	100	0.00	46,336.26	132.25
TOTAL EXPENDITURES	25,724.31	1,266,833.96	97	0.00	0	1,223,112.79	92	0.00	1,324,180.00	101,067.21
NET CHANGE IN FUND BALANCE	72,280.46	96,883.35		568,877.50		117,560.77		0.00	-31,010.00	-148,570.77



FUND DEPT 1080-031 : GENERAL CORPORATE - CIRCUIT COURT

6/12/2023 10:03:49 AM

PERIOD ENDING 12/31/2022 CLOSE OF YEAR

	ACTUAL LAST YEAR			ACTUAL THIS YEAR				ENCUMBRANCE	BUDGET	UNENCUMBERED BALANCE
	CURRENT MONTH	YEAR TO DATE	%	CURRENT MONTH	%	YEAR TO DATE	%			
REVENUES										
4004 INTERGOVERNMENTAL REVENUE	0.00	26,479.20	100	0.00	0	80,319.60	98	0.00	82,065.00	1,745.40
4009 MISCELLANEOUS REVENUES	64.00	64.00	0	0.00	0	0.00	0	0.00	0.00	0.00
TOTAL REVENUES	64.00	26,543.20	100	0.00	0	80,319.60	98	0.00	82,065.00	1,745.40
EXPENDITURES										
5001 SALARIES AND WAGES	11,927.31	627,753.29	100	0.00	0	655,350.35	100	0.00	655,422.00	71.65
5010 COMMODITIES	1,044.27	8,163.65	73	0.00	0	75,132.53	100	0.00	75,152.79	20.26
5020 SERVICES	30,013.93	509,032.03	99	0.00	0	560,667.95	94	0.00	597,590.34	36,922.39
8000 CAPITAL OUTLAY	0.00	26,479.20	100	0.00	0	0.00	0	0.00	0.87	0.87
TOTAL EXPENDITURES	42,985.51	1,171,428.17	99	0.00	0	1,291,150.83	97	0.00	1,328,166.00	37,015.17
OTHER FINANCING SOURCES (USES)										
TOTAL OTHER FINANCING SOURCES (USES)	0.00	0.00		0.00		0.00		0.00	0.00	0.00
NET CHANGE IN FUND BALANCE	-42,921.51	-1,144,884.97		0.00		-1,210,831.23		0.00	-1,246,101.00	-35,269.77



FUND DEPT 1080-032 : GENERAL CORPORATE - JURY COMMISSION

6/12/2023 10:03:49 AM

PERIOD ENDING 12/31/2022 CLOSE OF YEAR

	ACTUAL LAST YEAR			ACTUAL THIS YEAR				ENCUMBRANCE	BUDGET	UNENCUMBERED BALANCE
	CURRENT MONTH	YEAR TO DATE	%	CURRENT MONTH	%	YEAR TO DATE	%			
REVENUES										
TOTAL REVENUES	0.00	0.00	0	0.00	0	0.00	0	0.00	0.00	0.00
EXPENDITURES										
5001 SALARIES AND WAGES	643.82	42,545.79	89	-167.28	0	43,719.16	93	0.00	46,852.00	3,132.84
5010 COMMODITIES	0.00	2,162.90	49	0.00	0	4,418.09	52	0.00	8,500.00	4,081.91
5020 SERVICES	0.00	12,781.73	100	0.00	0	85,474.16	71	0.00	120,408.00	34,933.84
TOTAL EXPENDITURES	643.82	57,490.42	89	-167.28	0	133,611.41	76	0.00	175,760.00	42,148.59
NET CHANGE IN FUND BALANCE	-643.82	-57,490.42		167.28		-133,611.41		0.00	-175,760.00	-42,148.59



FUND DEPT 1080-036 : GENERAL CORPORATE - PUBLIC DEFENDER

6/12/2023 10:03:49 AM

PERIOD ENDING 12/31/2022 CLOSE OF YEAR

	ACTUAL LAST YEAR			ACTUAL THIS YEAR				ENCUMBRANCE	BUDGET	UNENCUMBERED BALANCE
	CURRENT MONTH	YEAR TO DATE	%	CURRENT MONTH	%	YEAR TO DATE	%			
REVENUES										
4004 INTERGOVERNMENTAL REVENUE	9,170.79	117,654.51	113	0.00	0	121,081.92	110	0.00	110,061.00	-11,020.92
4007 CHARGES FOR SERVICES	1,450.00	60,279.38	114	0.00	0	19,164.00	35	0.00	55,000.00	35,836.00
4009 MISCELLANEOUS REVENUES	0.00	56.35	0	0.00	0	0.00	0	0.00	0.00	0.00
TOTAL REVENUES	10,620.79	177,990.24	113	0.00	0	140,245.92	85	0.00	165,061.00	24,815.08
EXPENDITURES										
5001 SALARIES AND WAGES	21,233.45	1,221,117.72	99	-3,266.88	0	1,157,246.20	97	0.00	1,187,254.00	30,007.80
5010 COMMODITIES	287.53	6,895.99	100	0.00	0	11,244.65	93	0.00	12,126.00	881.35
5020 SERVICES	1,163.78	20,967.75	95	0.00	0	47,672.66	96	0.00	49,410.00	1,737.34
TOTAL EXPENDITURES	22,684.76	1,248,981.46	99	-3,266.88	0	1,216,163.51	97	0.00	1,248,790.00	32,626.49
NET CHANGE IN FUND BALANCE	-12,063.97	-1,070,991.22		3,266.88		-1,075,917.59		0.00	-1,083,729.00	-7,811.41



FUND DEPT 1080-040 : GENERAL CORPORATE - SHERIFF

6/12/2023 10:03:49 AM

PERIOD ENDING 12/31/2022 CLOSE OF YEAR

	ACTUAL LAST YEAR			ACTUAL THIS YEAR				ENCUMBRANCE	BUDGET	UNENCUMBERED BALANCE
	CURRENT MONTH	YEAR TO DATE	%	CURRENT MONTH	%	YEAR TO DATE	%			
REVENUES										
4004 INTERGOVERNMENTAL REVENUE	69,179.24	1,444,661.42	102	0.00	0	1,215,317.81	102	0.00	1,196,738.00	-18,579.81
4005 FINES AND FORFEITURES	425.00	25,944.10	86	0.00	0	22,782.38	76	0.00	30,000.00	7,217.62
4007 CHARGES FOR SERVICES	1,181.30	140,126.75	65	-20.00	0	138,626.95	72	0.00	191,600.00	52,973.05
4009 MISCELLANEOUS REVENUES	1,096.36	25,675.40	127	0.00	0	109,724.74	122	0.00	89,643.00	-20,081.74
TOTAL REVENUES	71,881.90	1,636,407.67	97	-20.00	0	1,486,451.88	99	0.00	1,507,981.00	21,529.12
EXPENDITURES										
5001 SALARIES AND WAGES	5,358.87	268,723.52	100	0.00	0	292,024.87	100	0.00	292,034.00	9.13
5002 LAW ENFORCEMENT SALARIES	69,364.23	4,327,985.67	100	0.00	0	4,620,389.33	100	0.00	4,626,631.00	6,241.67
5003 FRINGE BENEFITS	1,023.00	1,191.38	92	0.00	0	537.78	93	0.00	580.00	42.22
5010 COMMODITIES	17,941.71	281,949.97	100	0.00	0	332,540.24	100	0.00	332,606.50	66.26
5020 SERVICES	4,960.79	1,482,571.10	100	0.00	0	1,034,153.98	100	0.00	1,035,721.00	1,567.02
8000 CAPITAL OUTLAY	0.00	141,818.00	100	0.00	0	317,135.52	100	0.00	317,136.50	0.98
TOTAL EXPENDITURES	98,648.60	6,504,239.64	100	0.00	0	6,596,781.72	100	0.00	6,604,709.00	7,927.28
OTHER FINANCING SOURCES (USES)										
6001 OTHER FINANCING SOURCES	0.00	0.00	0	0.00	0	665.75	0	0.00	0.00	-665.75
TOTAL OTHER FINANCING SOURCES (USES)	0.00	0.00		0.00		665.75		0.00	0.00	-665.75
NET CHANGE IN FUND BALANCE	-26,766.70	-4,867,831.97		-20.00		-5,109,664.09		0.00	-5,096,728.00	12,936.09



FUND DEPT 1080-041 : GENERAL CORPORATE - STATES ATTORNEY

6/12/2023 10:03:49 AM

PERIOD ENDING 12/31/2022 CLOSE OF YEAR

	ACTUAL LAST YEAR			ACTUAL THIS YEAR				ENCUMBRANCE	BUDGET	UNENCUMBERED BALANCE
	CURRENT MONTH	YEAR TO DATE	%	CURRENT MONTH	%	YEAR TO DATE	%			
REVENUES										
4004 INTERGOVERNMENTAL REVENUE	15,800.26	219,294.16	104	7,246.84	3	249,063.59	108	0.00	229,736.00	-19,327.59
4005 FINES AND FORFEITURES	49,261.76	656,249.87	108	265.37	0	546,255.74	90	0.00	610,000.00	63,744.26
4007 CHARGES FOR SERVICES	4,336.31	94,556.69	126	-768.00	-1	66,983.66	79	0.00	85,000.00	18,016.34
4009 MISCELLANEOUS REVENUES	0.00	0.00	0	0.00	0	41.00	0	0.00	0.00	-41.00
TOTAL REVENUES	69,398.33	970,100.72	109	6,744.21	1	862,343.99	93	0.00	924,736.00	62,392.01
EXPENDITURES										
5001 SALARIES AND WAGES	42,572.86	2,303,556.94	100	2,232.79	0	2,449,615.34	100	0.00	2,459,341.95	9,726.61
5003 FRINGE BENEFITS	0.00	139.56	100	0.00	0	0.00	0	0.00	0.00	0.00
5010 COMMODITIES	2,011.42	37,334.54	84	-22.00	0	50,197.56	98	0.00	51,083.94	886.38
5020 SERVICES	3,553.89	103,175.27	77	0.00	0	122,876.18	97	0.00	126,401.06	3,524.88
TOTAL EXPENDITURES	48,138.17	2,444,206.31	98	2,210.79	0	2,622,689.08	99	0.00	2,636,826.95	14,137.87
OTHER FINANCING SOURCES (USES)										
TOTAL OTHER FINANCING SOURCES (USES)	0.00	0.00		0.00		0.00		0.00	0.00	0.00
NET CHANGE IN FUND BALANCE	21,260.16	-1,474,105.59		4,533.42		-1,760,345.09		0.00	-1,712,090.95	48,254.14



FUND DEPT 1080-042 : GENERAL CORPORATE - CORONER

6/12/2023 10:03:49 AM

PERIOD ENDING 12/31/2022 CLOSE OF YEAR

	ACTUAL LAST YEAR			ACTUAL THIS YEAR				ENCUMBRANCE	BUDGET	UNENCUMBERED BALANCE
	CURRENT MONTH	YEAR TO DATE	%	CURRENT MONTH	%	YEAR TO DATE	%			
REVENUES										
4004 INTERGOVERNMENTAL REVENUE	0.00	15,124.58	134	0.00	0	6,500.00	58	0.00	11,300.00	4,800.00
4007 CHARGES FOR SERVICES	7,723.65	62,426.37	116	0.00	0	90,776.87	94	0.00	96,812.00	6,035.13
4009 MISCELLANEOUS REVENUES	0.00	5,787.60	100	0.00	0	5,598.53	0	0.00	0.00	-5,598.53
TOTAL REVENUES	7,723.65	83,338.55	117	0.00	0	102,875.40	95	0.00	108,112.00	5,236.60
EXPENDITURES										
5001 SALARIES AND WAGES	5,044.49	403,791.87	90	0.00	0	497,729.16	96	0.00	518,252.00	20,522.84
5003 FRINGE BENEFITS	100.00	1,000.00	83	0.00	0	249.00	21	0.00	1,200.00	951.00
5010 COMMODITIES	736.68	17,399.97	100	0.00	0	19,303.63	79	0.00	24,329.00	5,025.37
5020 SERVICES	41,913.00	217,571.02	99	0.00	0	224,817.19	95	0.00	236,656.00	11,838.81
TOTAL EXPENDITURES	47,794.17	639,762.86	93	0.00	0	742,098.98	95	0.00	780,437.00	38,338.02
NET CHANGE IN FUND BALANCE	-40,070.52	-556,424.31		0.00		-639,223.58		0.00	-672,325.00	-33,101.42



FUND DEPT 1080-043 : GENERAL CORPORATE - EMERGENCY MGMT AGCY (EMA)

6/12/2023 10:03:49 AM

PERIOD ENDING 12/31/2022 CLOSE OF YEAR

	ACTUAL LAST YEAR			ACTUAL THIS YEAR				ENCUMBRANCE	BUDGET	UNENCUMBERED BALANCE
	CURRENT MONTH	YEAR TO DATE	%	CURRENT MONTH	%	YEAR TO DATE	%			
REVENUES										
4004 INTERGOVERNMENTAL REVENUE	0.00	84,752.62	140	0.00	0	73,307.10	121	0.00	60,500.00	-12,807.10
4009 MISCELLANEOUS REVENUES	0.00	2.55	0	0.00	0	840.00	0	0.00	0.00	-840.00
TOTAL REVENUES	0.00	84,755.17	140	0.00	0	74,147.10	123	0.00	60,500.00	-13,647.10
EXPENDITURES										
5001 SALARIES AND WAGES	2,515.90	121,226.04	92	0.02	0	133,601.19	99	0.00	135,451.00	1,849.81
5010 COMMODITIES	511.64	6,980.26	100	0.00	0	6,531.25	100	0.00	6,535.00	3.75
5020 SERVICES	650.56	12,589.99	100	0.00	0	19,391.29	100	0.00	19,398.00	6.71
TOTAL EXPENDITURES	3,678.10	140,796.29	93	0.02	0	159,523.73	99	0.00	161,384.00	1,860.27
NET CHANGE IN FUND BALANCE	-3,678.10	-56,041.12		-0.02		-85,376.63		0.00	-100,884.00	-15,507.37



FUND DEPT 1080-051 : GENERAL CORPORATE - JUVENILE DETENTION CENTER

6/12/2023 10:03:49 AM

PERIOD ENDING 12/31/2022 CLOSE OF YEAR

	ACTUAL LAST YEAR			ACTUAL THIS YEAR				ENCUMBRANCE	BUDGET	UNENCUMBERED BALANCE
	CURRENT MONTH	YEAR TO DATE	%	CURRENT MONTH	%	YEAR TO DATE	%			
REVENUES										
4004 INTERGOVERNMENTAL REVENUE	440,057.61	1,735,983.01	119	0.00	0	1,121,545.10	77	0.00	1,456,449.00	334,903.90
4007 CHARGES FOR SERVICES	0.00	7,337.93	0	0.00	0	0.00	0	0.00	0.00	0.00
4009 MISCELLANEOUS REVENUES	0.00	421.56	0	0.00	0	2,860.61	0	0.00	0.00	-2,860.61
TOTAL REVENUES	440,057.61	1,743,742.50	119	0.00	0	1,124,405.71	77	0.00	1,456,449.00	332,043.29
EXPENDITURES										
5001 SALARIES AND WAGES	22,351.28	1,375,079.30	87	0.00	0	1,179,193.37	87	0.00	1,353,219.00	174,025.63
5010 COMMODITIES	753.08	28,478.64	76	0.00	0	28,142.07	74	0.00	38,000.00	9,857.93
5020 SERVICES	10,265.53	180,183.11	88	0.00	0	312,193.53	76	0.00	409,760.00	97,566.47
TOTAL EXPENDITURES	33,369.89	1,583,741.05	87	0.00	0	1,519,528.97	84	0.00	1,800,979.00	281,450.03
OTHER FINANCING SOURCES (USES)										
TOTAL OTHER FINANCING SOURCES (USES)	0.00	0.00		0.00		0.00		0.00	0.00	0.00
NET CHANGE IN FUND BALANCE	406,687.72	160,001.45		0.00		-395,123.26		0.00	-344,530.00	50,593.26



FUND DEPT 1080-052 : GENERAL CORPORATE - COURT SERVICES -PROBATION

6/12/2023 10:03:49 AM

PERIOD ENDING 12/31/2022 CLOSE OF YEAR

	ACTUAL LAST YEAR			ACTUAL THIS YEAR				ENCUMBRANCE	BUDGET	UNENCUMBERED BALANCE
	CURRENT MONTH	YEAR TO DATE	%	CURRENT MONTH	%	YEAR TO DATE	%			
REVENUES										
4004 INTERGOVERNMENTAL REVENUE	303,705.18	1,185,768.51	132	0.00	0	891,225.45	95	0.00	934,365.00	43,139.55
4009 MISCELLANEOUS REVENUES	0.00	53.71	0	0.00	0	0.00	0	0.00	0.00	0.00
TOTAL REVENUES	303,705.18	1,185,822.22	132	0.00	0	891,225.45	95	0.00	934,365.00	43,139.55
EXPENDITURES										
5001 SALARIES AND WAGES	29,689.70	1,599,600.20	94	0.00	0	1,659,978.78	96	0.00	1,733,760.00	73,781.22
5010 COMMODITIES	-130.28	10,013.21	60	0.00	0	13,089.54	76	0.00	17,237.00	4,147.46
5020 SERVICES	59.13	4,617.25	44	0.00	0	5,708.91	57	0.00	9,938.00	4,229.09
TOTAL EXPENDITURES	29,618.55	1,614,230.66	93	0.00	0	1,678,777.23	95	0.00	1,760,935.00	82,157.77
OTHER FINANCING SOURCES (USES)										
TOTAL OTHER FINANCING SOURCES (USES)	0.00	0.00		0.00		0.00		0.00	0.00	0.00
NET CHANGE IN FUND BALANCE	274,086.63	-428,408.44		0.00		-787,551.78		0.00	-826,570.00	-39,018.22



FUND DEPT 1080-057 : GENERAL CORPORATE - DEPUTY SHERIFF MERIT COMM

6/12/2023 10:03:49 AM

PERIOD ENDING 12/31/2022 CLOSE OF YEAR

	ACTUAL LAST YEAR			ACTUAL THIS YEAR				ENCUMBRANCE	BUDGET	UNENCUMBERED BALANCE
	CURRENT MONTH	YEAR TO DATE	%	CURRENT MONTH	%	YEAR TO DATE	%			
REVENUES										
4009 MISCELLANEOUS REVENUES	0.00	0.00	0	0.00	0	2,880.00	0	0.00	0.00	-2,880.00
TOTAL REVENUES	0.00	0.00	0	0.00	0	2,880.00	0	0.00	0.00	-2,880.00
EXPENDITURES										
5001 SALARIES AND WAGES	0.00	135.00	14	0.00	0	360.00	38	0.00	950.00	590.00
5020 SERVICES	382.00	42,919.75	100	0.00	0	39,789.63	100	0.00	39,796.00	6.37
TOTAL EXPENDITURES	382.00	43,054.75	98	0.00	0	40,149.63	99	0.00	40,746.00	596.37
NET CHANGE IN FUND BALANCE	-382.00	-43,054.75		0.00		-37,269.63		0.00	-40,746.00	-3,476.37



FUND DEPT 1080-059 : GENERAL CORPORATE - FACILITIES PLANNING

6/12/2023 10:03:49 AM

PERIOD ENDING 12/31/2022 CLOSE OF YEAR

	ACTUAL LAST YEAR			ACTUAL THIS YEAR				ENCUMBRANCE	BUDGET	UNENCUMBERED BALANCE
	CURRENT MONTH	YEAR TO DATE	%	CURRENT MONTH	%	YEAR TO DATE	%			
EXPENDITURES										
TOTAL EXPENDITURES	0.00	0.00	0	0.00	0	0.00	0	0.00	0.00	0.00
NET CHANGE IN FUND BALANCE	0.00	0.00		0.00		0.00		0.00	0.00	0.00



PERIOD ENDING 12/31/2022 CLOSE OF YEAR

	ACTUAL LAST YEAR			ACTUAL THIS YEAR				ENCUMBRANCE	BUDGET	UNENCUMBERED BALANCE
	CURRENT MONTH	YEAR TO DATE	%	CURRENT MONTH	%	YEAR TO DATE	%			
REVENUES										
4004 INTERGOVERNMENTAL REVENUE	0.00	5,589.73	0	0.00	0	0.00	0	0.00	0.00	0.00
4007 CHARGES FOR SERVICES	0.00	29,423.16	50	0.00	0	39,864.22	68	0.00	59,000.00	19,135.78
4009 MISCELLANEOUS REVENUES	6,982.32	21,098.69	62	0.00	0	17,935.72	53	0.00	34,000.00	16,064.28
4010 RENTS AND ROYALTIES	16,528.15	622,113.34	72	0.00	0	1,018,094.11	114	0.00	894,386.00	-123,708.11
TOTAL REVENUES	23,510.47	678,224.92	71	0.00	0	1,075,894.05	109	0.00	987,386.00	-88,508.05
EXPENDITURES										
5001 SALARIES AND WAGES	18,418.90	977,661.26	96	0.00	0	1,046,532.89	99	0.00	1,061,170.00	14,637.11
5010 COMMODITIES	902.82	107,571.70	90	0.00	0	133,095.75	91	0.00	145,525.08	12,429.33
5020 SERVICES	150,100.03	1,595,317.21	91	0.00	0	862,949.21	51	0.00	1,705,461.00	842,511.79
5050 INTEREST AND FISCAL CHARGES	0.00	182,250.00	100	0.00	0	184,275.00	100	0.00	184,275.00	0.00
8000 CAPITAL OUTLAY	0.00	0.00	0	0.00	0	12,617.92	100	0.00	12,617.92	0.00
TOTAL EXPENDITURES	169,421.75	2,862,800.17	93	0.00	0	2,239,470.77	72	0.00	3,109,049.00	869,578.23
OTHER FINANCING SOURCES (USES)										
6001 OTHER FINANCING SOURCES	15,558.10	800,000.00	100	0.00	0	0.00	0	0.00	800,000.00	800,000.00
7001 OTHER FINANCING USES	0.00	-1,574,500.00	100	0.00	0	-2,150,000.00	100	0.00	-2,150,000.00	0.00
TOTAL OTHER FINANCING SOURCES (USES)	15,558.10	-774,500.00		0.00		-2,150,000.00		0.00	-1,350,000.00	800,000.00
NET CHANGE IN FUND BALANCE	-130,353.18	-2,959,075.25		0.00		-3,313,576.72		0.00	-3,471,663.00	-158,086.28



FUND DEPT 1080-072 : GENERAL CORPORATE - ADA COMPLIANCE

6/12/2023 10:03:49 AM

PERIOD ENDING 12/31/2022 CLOSE OF YEAR

	ACTUAL LAST YEAR			ACTUAL THIS YEAR				ENCUMBRANCE	BUDGET	UNENCUMBERED BALANCE
	CURRENT MONTH	YEAR TO DATE	%	CURRENT MONTH	%	YEAR TO DATE	%			
EXPENDITURES										
TOTAL EXPENDITURES	0.00	0.00	0	0.00	0	0.00	0	0.00	0.00	0.00
NET CHANGE IN FUND BALANCE	0.00	0.00		0.00		0.00		0.00	0.00	0.00



FUND DEPT 1080-075 : GENERAL CORPORATE - GENERAL COUNTY

6/12/2023 10:03:49 AM

PERIOD ENDING 12/31/2022 CLOSE OF YEAR

	ACTUAL LAST YEAR			ACTUAL THIS YEAR				ENCUMBRANCE	BUDGET	UNENCUMBERED BALANCE
	CURRENT MONTH	YEAR TO DATE	%	CURRENT MONTH	%	YEAR TO DATE	%			
REVENUES										
4001 PROPERTY TAX	-9,234.85	13,925,229.56	99	0.00	0	13,341,633.98	100	0.00	13,339,312.00	-2,321.98
4002 LOCAL SALES TAX	6,056.05	59,306.15	106	0.00	0	26,523.21	47	0.00	56,000.00	29,476.79
4003 OTHER TAXES	9,234.85	9,234.85	96	0.00	0	40,579.20	406	0.00	10,000.00	-30,579.20
4004 INTERGOVERNMENTAL REVENUE	2,849,973.05	16,821,270.45	134	0.00	0	19,682,755.23	128	0.00	15,331,980.00	-4,350,775.23
4007 CHARGES FOR SERVICES	0.00	30,508.00	102	0.00	0	21,480.00	72	0.00	30,000.00	8,520.00
4008 INVESTMENT EARNINGS	4,159.75	8,378.06	42	1.70	0	278,173.49	278 2	0.00	10,000.00	-268,173.49
4009 MISCELLANEOUS REVENUES	3,644.95	3,644.95	0	5,863.81	0	7,119.19	0	0.00	0.00	-7,119.19
TOTAL REVENUES	2,863,833.80	30,857,572.02	116	5,865.51	0	33,398,264.30	116	0.00	28,777,292.00	-4,620,972.30
EXPENDITURES										
5003 FRINGE BENEFITS	0.00	2,941,226.41	87	0.00	0	2,935,424.46	89	0.00	3,300,000.00	364,575.54
5020 SERVICES	17,606.97	183,339.37	53	0.00	0	314,648.80	75	0.00	419,620.00	104,971.20
5050 INTEREST AND FISCAL CHARGES	0.00	750.00	84	0.00	0	0.00	0	0.00	750.00	750.00
TOTAL EXPENDITURES	17,606.97	3,125,315.78	83	0.00	0	3,250,073.26	87	0.00	3,720,370.00	470,296.74
OTHER FINANCING SOURCES (USES)										
6001 OTHER FINANCING SOURCES	96,393.01	105,660.01	96	0.00	0	86,466.54	79	0.00	109,196.00	22,729.46
7001 OTHER FINANCING USES	0.00	-1,997,336.00	100	0.00	0	-5,610,454.00	100	0.00	-5,610,454.00	0.00
TOTAL OTHER FINANCING SOURCES (USES)	96,393.01	-1,891,675.99		0.00		-5,523,987.46		0.00	-5,501,258.00	22,729.46
NET CHANGE IN FUND BALANCE	2,942,619.84	25,840,580.25		5,865.51		24,624,203.58		0.00	19,555,664.00	-5,068,539.58



FUND DEPT 1080-077 : GENERAL CORPORATE - ZONING AND ENFORCE (P&Z)

6/12/2023 10:03:49 AM

PERIOD ENDING 12/31/2022 CLOSE OF YEAR

	ACTUAL LAST YEAR			ACTUAL THIS YEAR				ENCUMBRANCE	BUDGET	UNENCUMBERED BALANCE
	CURRENT MONTH	YEAR TO DATE	%	CURRENT MONTH	%	YEAR TO DATE	%			
REVENUES										
4006 LICENSES AND PERMITS	0.00	37,969.00	86	0.00	0	44,305.00	20	0.00	217,006.00	172,701.00
4007 CHARGES FOR SERVICES	0.00	11,596.80	126	0.00	0	14,562.00	114	0.00	12,722.00	-1,840.00
4008 INVESTMENT EARNINGS	8.07	8.07	0	0.00	0	0.00	0	0.00	0.00	0.00
4009 MISCELLANEOUS REVENUES	0.00	3,193.00	159 6	0.00	0	0.00	0	0.00	2,000.00	2,000.00
TOTAL REVENUES	8.07	52,766.87	98	0.00	0	58,867.00	25	0.00	231,728.00	172,861.00
EXPENDITURES										
5001 SALARIES AND WAGES	8,223.64	378,986.62	83	0.03	0	393,285.82	77	0.00	509,109.00	115,823.18
5010 COMMODITIES	74.80	4,570.51	79	0.00	0	3,991.25	78	0.00	5,146.00	1,154.75
5020 SERVICES	343.20	12,405.58	63	0.00	0	15,424.00	75	0.00	20,496.00	5,072.00
TOTAL EXPENDITURES	8,641.64	395,962.71	83	0.03	0	412,701.07	77	0.00	534,751.00	122,049.93
NET CHANGE IN FUND BALANCE	-8,633.57	-343,195.84		-0.03		-353,834.07		0.00	-303,023.00	50,811.07



FUND DEPT 1080-124 : GENERAL CORPORATE - REGIONAL OFFICE EDUCATION

6/12/2023 10:03:49 AM

PERIOD ENDING 12/31/2022 CLOSE OF YEAR

	ACTUAL LAST YEAR			ACTUAL THIS YEAR				ENCUMBRANCE	BUDGET	UNENCUMBERED BALANCE
	CURRENT MONTH	YEAR TO DATE	%	CURRENT MONTH	%	YEAR TO DATE	%			
EXPENDITURES										
5020 SERVICES	0.00	231,810.77	100	0.00	0	234,222.00	100	0.00	234,222.00	0.00
TOTAL EXPENDITURES	0.00	231,810.77	100	0.00	0	234,222.00	100	0.00	234,222.00	0.00
NET CHANGE IN FUND BALANCE	0.00	-231,810.77		0.00		-234,222.00		0.00	-234,222.00	0.00



PERIOD ENDING 12/31/2022 CLOSE OF YEAR

	ACTUAL LAST YEAR			ACTUAL THIS YEAR				ENCUMBRANCE	BUDGET	UNENCUMBERED BALANCE
	CURRENT MONTH	YEAR TO DATE	%	CURRENT MONTH	%	YEAR TO DATE	%			
REVENUES										
4009 MISCELLANEOUS REVENUES	0.00	12,978.70	178	0.00	0	0.00	0	0.00	0.00	0.00
TOTAL REVENUES	0.00	12,978.70	178	0.00	0	0.00	0	0.00	0.00	0.00
EXPENDITURES										
5001 SALARIES AND WAGES	893.52	46,239.66	99	0.00	0	47,618.28	99	0.00	48,318.00	699.72
5020 SERVICES	0.00	88,857.26	99	0.00	0	86,818.65	98	0.00	88,631.00	1,812.35
TOTAL EXPENDITURES	893.52	135,096.92	99	0.00	0	134,436.93	98	0.00	136,949.00	2,512.07
NET CHANGE IN FUND BALANCE	-893.52	-122,118.22		0.00		-134,436.93		0.00	-136,949.00	-2,512.07



FUND DEPT 1080-130 : GENERAL CORPORATE - CIRC CLK SUPPORT ENFORCE

6/12/2023 10:03:49 AM

PERIOD ENDING 12/31/2022 CLOSE OF YEAR

	ACTUAL LAST YEAR			ACTUAL THIS YEAR				ENCUMBRANCE	BUDGET	UNENCUMBERED BALANCE
	CURRENT MONTH	YEAR TO DATE	%	CURRENT MONTH	%	YEAR TO DATE	%			
REVENUES										
4004 INTERGOVERNMENTAL REVENUE	0.00	11,697.00	45	0.00	0	13,902.00	108	0.00	12,896.00	-1,006.00
TOTAL REVENUES	0.00	11,697.00	45	0.00	0	13,902.00	108	0.00	12,896.00	-1,006.00
EXPENDITURES										
5001 SALARIES AND WAGES	786.75	41,684.13	100	0.00	0	0.00	0	0.00	12,896.00	12,896.00
TOTAL EXPENDITURES	786.75	41,684.13	100	0.00	0	0.00	0	0.00	12,896.00	12,896.00
OTHER FINANCING SOURCES (USES)										
TOTAL OTHER FINANCING SOURCES (USES)	0.00	0.00		0.00		0.00		0.00	0.00	0.00
NET CHANGE IN FUND BALANCE	-786.75	-29,987.13		0.00		13,902.00		0.00	0.00	-13,902.00



FUND DEPT 1080-140 : GENERAL CORPORATE - CORRECTIONAL CENTER

6/12/2023 10:03:49 AM

PERIOD ENDING 12/31/2022 CLOSE OF YEAR

	ACTUAL LAST YEAR			ACTUAL THIS YEAR				ENCUMBRANCE	BUDGET	UNENCUMBERED BALANCE
	CURRENT MONTH	YEAR TO DATE	%	CURRENT MONTH	%	YEAR TO DATE	%			
REVENUES										
4004 INTERGOVERNMENTAL REVENUE	10,962.70	267,087.46	240	0.00	0	363,996.45	84	0.00	433,644.00	69,647.55
4007 CHARGES FOR SERVICES	21,362.62	400,844.42	81	-118.82	0	373,338.21	88	0.00	422,875.00	49,536.79
4009 MISCELLANEOUS REVENUES	1,031.59	28,503.54	67	0.00	0	73,623.87	327	0.00	22,500.00	-51,123.87
TOTAL REVENUES	33,356.91	696,435.42	108	-118.82	0	810,958.53	92	0.00	879,019.00	68,060.47
EXPENDITURES										
5001 SALARIES AND WAGES	54,912.22	3,101,305.91	99	0.00	0	3,124,442.35	98	0.00	3,192,317.00	67,874.65
5002 LAW ENFORCEMENT SALARIES	35,156.12	1,996,054.92	95	0.00	0	1,705,964.18	96	0.00	1,770,730.00	64,765.82
5003 FRINGE BENEFITS	0.00	822.47	100	0.00	0	572.20	89	0.00	645.00	72.80
5010 COMMODITIES	11,945.43	217,945.55	100	0.00	0	291,202.25	100	0.00	291,212.00	9.75
5020 SERVICES	127,845.36	1,749,790.96	94	0.00	0	4,142,749.22	100	0.00	4,142,803.05	53.83
8000 CAPITAL OUTLAY	0.00	34,340.00	100	0.00	0	20,568.95	100	0.00	20,568.95	0.00
TOTAL EXPENDITURES	229,859.13	7,100,259.81	97	0.00	0	9,285,499.15	99	0.00	9,418,276.00	132,776.85
OTHER FINANCING SOURCES (USES)										
6001 OTHER FINANCING SOURCES	104,236.23	104,236.23	90	0.00	0	101,671.58	9	0.00	1,096,056.00	994,384.42
TOTAL OTHER FINANCING SOURCES (USES)	104,236.23	104,236.23		0.00		101,671.58		0.00	1,096,056.00	994,384.42
NET CHANGE IN FUND BALANCE	-92,265.99	-6,299,588.16		-118.82		-8,372,869.04		0.00	-7,443,201.00	929,668.04




FUND DEPT 1080-141 : GENERAL CORPORATE - STS ATTY SUPPORT ENFORCE

6/12/2023 10:03:49 AM

PERIOD ENDING 12/31/2022 CLOSE OF YEAR

	ACTUAL LAST YEAR			ACTUAL THIS YEAR				ENCUMBRANCE	BUDGET	UNENCUMBERED BALANCE
	CURRENT MONTH	YEAR TO DATE	%	CURRENT MONTH	%	YEAR TO DATE	%			
REVENUES										
4004 INTERGOVERNMENTAL REVENUE	86,952.69	392,364.69	123	0.00	0	212,504.30	65	0.00	324,550.00	112,045.70
TOTAL REVENUES	86,952.69	392,364.69	123	0.00	0	212,504.30	65	0.00	324,550.00	112,045.70
EXPENDITURES										
5001 SALARIES AND WAGES	4,528.51	213,175.45	85	0.00	0	241,481.91	100	0.00	242,206.00	724.09
5003 FRINGE BENEFITS	1,998.47	71,339.00	77	0.00	0	76,684.20	95	0.00	80,742.05	4,057.85
5010 COMMODITIES	32.79	1,458.98	31	0.00	0	3,510.56	76	0.00	4,632.50	1,121.94
5020 SERVICES	0.00	6,105.98	19	0.00	0	6,034.03	18	0.00	32,867.50	26,833.47
TOTAL EXPENDITURES	6,559.77	292,079.41	77	0.00	0	327,710.70	91	0.00	360,448.05	32,737.35
NET CHANGE IN FUND BALANCE	80,392.92	100,285.28		0.00		-115,206.40		0.00	-35,898.05	79,308.35



PERIOD ENDING 12/31/2022 CLOSE OF YEAR

	ACTUAL LAST YEAR			ACTUAL THIS YEAR				ENCUMBRANCE	BUDGET	UNENCUMBERED BALANCE
	CURRENT MONTH	YEAR TO DATE	%	CURRENT MONTH	%	YEAR TO DATE	%			
REVENUES										
4004 INTERGOVERNMENTAL REVENUE	1,026,375.20	27,387,841.09	82	0.00	0	22,876,661.53	80	0.00	28,477,014.00	5,600,352.47
4007 CHARGES FOR SERVICES	18,181.55	1,405,726.22	82	0.00	0	1,465,547.27	75	0.00	1,946,075.00	480,527.73
4008 INVESTMENT EARNINGS	283.01	3,576.30	18	0.00	0	40,047.02	0	0.00	0.00	-40,047.02
4009 MISCELLANEOUS REVENUES	0.00	87,672.60	118	0.00	0	64,503.00	70	0.00	91,500.00	26,997.00
TOTAL REVENUES	1,044,839.76	28,884,816.21	82	0.00	0	24,446,758.82	80	0.00	30,514,589.00	6,067,830.18
EXPENDITURES										
5001 SALARIES AND WAGES	100,932.88	5,529,938.75	78	0.00	0	6,131,112.11	86	0.00	7,118,242.18	987,130.07
5003 FRINGE BENEFITS	50,463.63	1,547,509.96	99	0.00	0	1,647,510.26	90	0.00	1,834,569.26	187,059.00
5010 COMMODITIES	36,228.79	366,835.76	46	0.00	0	377,076.20	56	0.00	670,639.24	293,563.04
5020 SERVICES	609,690.96	19,045,155.90	78	0.00	0	16,335,454.70	80	0.00	20,486,324.32	4,150,869.62
8000 CAPITAL OUTLAY	0.00	14,719.37	4	0.00	0	236,639.44	68	0.00	347,627.00	110,987.56
TOTAL EXPENDITURES	797,316.26	26,504,159.74	77	0.00	0	24,727,792.71	81	0.00	30,457,402.00	5,729,609.29
OTHER FINANCING SOURCES (USES)										
6001 OTHER FINANCING SOURCES	95,781.34	308,537.02	92	0.00	0	271,026.97	68	0.00	397,493.00	126,466.03
7001 OTHER FINANCING USES	-181,805.03	-367,713.06	72	0.00	0	-227,348.93	66	0.00	-346,715.00	-119,366.07
TOTAL OTHER FINANCING SOURCES (USES)	-86,023.69	-59,176.04		0.00		43,678.04		0.00	50,778.00	7,099.96
NET CHANGE IN FUND BALANCE	161,499.81	2,321,480.43		0.00		-237,355.85		0.00	107,965.00	345,320.85



FUND DEPT 2076-011 : TORT IMMUNITY TAX FUND - SOLID WASTE MGMT

6/12/2023 10:03:49 AM

PERIOD ENDING 12/31/2022 CLOSE OF YEAR

	ACTUAL LAST YEAR			ACTUAL THIS YEAR				ENCUMBRANCE	BUDGET	UNENCUMBERED BALANCE
	CURRENT MONTH	YEAR TO DATE	%	CURRENT MONTH	%	YEAR TO DATE	%			
EXPENDITURES										
TOTAL EXPENDITURES	0.00	0.00	0	0.00	0	0.00	0	0.00	0.00	0.00
NET CHANGE IN FUND BALANCE	0.00	0.00		0.00		0.00		0.00	0.00	0.00



FUND DEPT 2076-075 : TORT IMMUNITY TAX FUND - GENERAL COUNTY

6/12/2023 10:03:49 AM

PERIOD ENDING 12/31/2022 CLOSE OF YEAR

	ACTUAL LAST YEAR			ACTUAL THIS YEAR				ENCUMBRANCE	BUDGET	UNENCUMBERED BALANCE
	CURRENT MONTH	YEAR TO DATE	%	CURRENT MONTH	%	YEAR TO DATE	%			
REVENUES										
4001 PROPERTY TAX	0.00	2,227,918.93	99	0.00	0	3,640,311.14	100	0.00	3,645,009.00	4,697.86
4008 INVESTMENT EARNINGS	0.00	5.07	0	0.00	0	13,000.91	0	0.00	0.00	-13,000.91
TOTAL REVENUES	0.00	2,227,924.00	99	0.00	0	3,653,312.05	100	0.00	3,645,009.00	-8,303.05
EXPENDITURES										
5003 FRINGE BENEFITS	118,750.87	1,065,438.15	100	0.00	0	1,122,270.63	100	0.00	1,122,271.00	0.37
5020 SERVICES	959,532.36	959,532.36	82	0.00	0	723,580.11	61	0.00	1,177,729.00	454,148.89
TOTAL EXPENDITURES	1,078,283.23	2,024,970.51	90	0.00	0	1,845,850.74	80	0.00	2,300,000.00	454,149.26
OTHER FINANCING SOURCES (USES)										
6001 OTHER FINANCING SOURCES	1,253.36	1,253.36	104	0.00	0	1,212.99	0	0.00	0.00	-1,212.99
TOTAL OTHER FINANCING SOURCES (USES)	1,253.36	1,253.36		0.00		1,212.99		0.00	0.00	-1,212.99
NET CHANGE IN FUND BALANCE	-1,077,029.87	204,206.85		0.00		1,808,674.30		0.00	1,345,009.00	-463,665.30



FUND DEPT 2083-060 : COUNTY HIGHWAY - HIGHWAY

6/12/2023 10:03:49 AM

PERIOD ENDING 12/31/2022 CLOSE OF YEAR

	ACTUAL LAST YEAR			ACTUAL THIS YEAR				ENCUMBRANCE	BUDGET	UNENCUMBERED BALANCE
	CURRENT MONTH	YEAR TO DATE	%	CURRENT MONTH	%	YEAR TO DATE	%			
REVENUES										
4001 PROPERTY TAX	0.00	2,825,570.26	100	0.00	0	2,951,311.48	100	0.00	2,941,601.00	-9,710.48
4004 INTERGOVERNMENTAL REVENUE	0.00	119,922.04	33	0.00	0	87,675.84	35	0.00	250,000.00	162,324.16
4007 CHARGES FOR SERVICES	41,138.99	602,520.17	108	0.00	0	553,209.61	100	0.00	555,000.00	1,790.39
4008 INVESTMENT EARNINGS	208.40	3,360.28	22	0.00	0	50,378.09	167 9	0.00	3,000.00	-47,378.09
4009 MISCELLANEOUS REVENUES	323.72	8,816.00	0	0.00	0	1,446.42	0	0.00	0.00	-1,446.42
TOTAL REVENUES	41,671.11	3,560,188.75	94	0.00	0	3,644,021.44	97	0.00	3,749,601.00	105,579.56
EXPENDITURES										
5001 SALARIES AND WAGES	25,787.52	1,523,532.52	100	0.00	0	1,529,468.63	99	0.00	1,548,464.00	18,995.37
5003 FRINGE BENEFITS	22,568.07	506,346.93	85	0.00	0	494,334.12	88	0.00	560,389.00	66,054.88
5010 COMMODITIES	13,870.02	237,056.35	93	0.00	0	250,705.71	97	0.00	258,400.00	7,694.29
5020 SERVICES	115,888.70	582,418.08	89	0.00	0	622,820.34	91	0.00	682,560.40	59,740.06
8000 CAPITAL OUTLAY	0.00	515,321.68	64	0.00	0	189,146.96	30	0.00	625,000.00	435,853.04
TOTAL EXPENDITURES	178,114.31	3,364,675.56	88	0.00	0	3,086,475.76	84	0.00	3,674,813.40	588,337.64
OTHER FINANCING SOURCES (USES)										
6001 OTHER FINANCING SOURCES	0.00	45,700.00	100	0.00	0	47,000.00	100	0.00	47,000.00	0.00
7001 OTHER FINANCING USES	-22,755.39	-147,430.44	92	0.00	0	-116,000.00	95	0.00	-121,539.60	-5,539.60
TOTAL OTHER FINANCING SOURCES (USES)	-22,755.39	-101,730.44		0.00		-69,000.00		0.00	-74,539.60	-5,539.60
NET CHANGE IN FUND BALANCE	-159,198.59	93,782.75		0.00		488,545.68		0.00	248.00	-488,297.68



FUND DEPT 2083-062 : COUNTY HIGHWAY - HIGHWAY BUILDING CAPITAL

6/12/2023 10:03:49 AM

PERIOD ENDING 12/31/2022 CLOSE OF YEAR

	ACTUAL LAST YEAR			ACTUAL THIS YEAR				ENCUMBRANCE	BUDGET	UNENCUMBERED BALANCE
	CURRENT MONTH	YEAR TO DATE	%	CURRENT MONTH	%	YEAR TO DATE	%			
REVENUES										
4009 MISCELLANEOUS REVENUES	0.00	78,030.81	84	0.00	0	0.00	0	0.00	0.00	0.00
TOTAL REVENUES	0.00	78,030.81	84	0.00	0	0.00	0	0.00	0.00	0.00
EXPENDITURES										
5020 SERVICES	0.00	0.00	0	0.00	0	0.00	0	0.00	100,000.00	100,000.00
8000 CAPITAL OUTLAY	0.00	386,149.50	52	0.00	0	274,150.50	100	0.00	274,150.50	0.00
TOTAL EXPENDITURES	0.00	386,149.50	46	0.00	0	274,150.50	73	0.00	374,150.50	100,000.00
OTHER FINANCING SOURCES (USES)										
6001 OTHER FINANCING SOURCES	0.00	112,000.00	100	0.00	0	116,000.00	100	0.00	116,000.00	0.00
TOTAL OTHER FINANCING SOURCES (USES)	0.00	112,000.00		0.00		116,000.00		0.00	116,000.00	0.00
NET CHANGE IN FUND BALANCE	0.00	-196,118.69		0.00		-158,150.50		0.00	-258,150.50	-100,000.00



FUND DEPT 2084-060 : COUNTY BRIDGE - HIGHWAY

6/12/2023 10:03:49 AM

PERIOD ENDING 12/31/2022 CLOSE OF YEAR

	ACTUAL LAST YEAR			ACTUAL THIS YEAR				ENCUMBRANCE	BUDGET	UNENCUMBERED BALANCE
	CURRENT MONTH	YEAR TO DATE	%	CURRENT MONTH	%	YEAR TO DATE	%			
REVENUES										
4001 PROPERTY TAX	0.00	1,419,353.33	100	0.00	0	1,480,013.51	100	0.00	1,477,663.00	-2,350.51
4004 INTERGOVERNMENTAL REVENUE	90,367.43	92,589.93	31	0.00	0	750.00	2	0.00	50,000.00	49,250.00
4008 INVESTMENT EARNINGS	130.62	2,079.56	0	0.00	0	31,657.57	158 3	0.00	2,000.00	-29,657.57
4009 MISCELLANEOUS REVENUES	0.00	19,700.00	0	0.00	0	9,850.00	0	0.00	0.00	-9,850.00
TOTAL REVENUES	90,498.05	1,533,722.82	89	0.00	0	1,522,271.08	100	0.00	1,529,663.00	7,391.92
EXPENDITURES										
5020 SERVICES	4,120.33	182,620.14	78	0.00	0	208,948.83	78	0.00	266,413.62	57,464.79
8000 CAPITAL OUTLAY	164,899.56	1,275,283.98	87	0.00	0	1,250,158.18	99	0.00	1,260,000.00	9,841.82
TOTAL EXPENDITURES	169,019.89	1,457,904.12	85	0.00	0	1,459,107.01	96	0.00	1,526,413.62	67,306.61
OTHER FINANCING SOURCES (USES)										
7001 OTHER FINANCING USES	-2,813.09	-4,676.78	67	0.00	0	0.00	0	0.00	-1,586.38	-1,586.38
TOTAL OTHER FINANCING SOURCES (USES)	-2,813.09	-4,676.78		0.00		0.00		0.00	-1,586.38	-1,586.38
NET CHANGE IN FUND BALANCE	-81,334.93	71,141.92		0.00		63,164.07		0.00	1,663.00	-61,501.07



FUND DEPT 2085-060 : COUNTY MOTOR FUEL TAX - HIGHWAY

6/12/2023 10:03:49 AM

PERIOD ENDING 12/31/2022 CLOSE OF YEAR

	ACTUAL LAST YEAR			ACTUAL THIS YEAR				ENCUMBRANCE	BUDGET	UNENCUMBERED BALANCE
	CURRENT MONTH	YEAR TO DATE	%	CURRENT MONTH	%	YEAR TO DATE	%			
REVENUES										
4004 INTERGOVERNMENTAL REVENUE	337,737.38	4,319,698.36	132	0.00	0	5,286,155.64	113	0.00	4,687,136.00	-599,019.64
4007 CHARGES FOR SERVICES	0.00	15,286.95	0	0.00	0	9,349.21	0	0.00	0.00	-9,349.21
4008 INVESTMENT EARNINGS	257.56	4,115.46	8	0.00	0	183,376.65	3668	0.00	5,000.00	-178,376.65
4009 MISCELLANEOUS REVENUES	740.00	1,220.00	0	0.00	0	2,738.00	0	0.00	0.00	-2,738.00
TOTAL REVENUES	338,734.94	4,340,320.77	130	0.00	0	5,481,619.50	117	0.00	4,692,136.00	-789,483.50
EXPENDITURES										
5001 SALARIES AND WAGES	59.10	170,440.46	100	0.00	0	175,225.30	100	0.00	175,226.00	0.70
5020 SERVICES	76,892.55	1,102,807.15	73	0.00	0	1,016,142.81	65	0.00	1,573,000.00	556,857.19
8000 CAPITAL OUTLAY	0.00	122,899.73	12	0.00	0	1,150,580.39	95	0.00	1,205,000.00	54,419.61
TOTAL EXPENDITURES	76,951.65	1,396,147.34	52	0.00	0	2,341,948.50	79	0.00	2,953,226.00	611,277.50
NET CHANGE IN FUND BALANCE	261,783.29	2,944,173.43		0.00		3,139,671.00		0.00	1,738,910.00	-1,400,761.00



FUND DEPT 2088-044 : ILL.MUNICIPAL RETIREMENT - NURSING HOME

6/12/2023 10:03:49 AM

PERIOD ENDING 12/31/2022 CLOSE OF YEAR

	ACTUAL LAST YEAR			ACTUAL THIS YEAR				ENCUMBRANCE	BUDGET	UNENCUMBERED BALANCE
	CURRENT MONTH	YEAR TO DATE	%	CURRENT MONTH	%	YEAR TO DATE	%			
EXPENDITURES										
TOTAL EXPENDITURES	0.00	0.00	0	0.00	0	0.00	0	0.00	0.00	0.00
OTHER FINANCING SOURCES (USES)										
TOTAL OTHER FINANCING SOURCES (USES)	0.00	0.00		0.00		0.00		0.00	0.00	0.00
NET CHANGE IN FUND BALANCE	0.00	0.00		0.00		0.00		0.00	0.00	0.00



FUND DEPT 2088-073 : ILL.MUNICIPAL RETIREMENT - ILL.MUNICIPAL RETIREMENT

6/12/2023 10:03:49 AM

PERIOD ENDING 12/31/2022 CLOSE OF YEAR

	ACTUAL LAST YEAR			ACTUAL THIS YEAR				ENCUMBRANCE	BUDGET	UNENCUMBERED BALANCE
	CURRENT MONTH	YEAR TO DATE	%	CURRENT MONTH	%	YEAR TO DATE	%			
REVENUES										
4001 PROPERTY TAX	0.00	2,878,298.85	100	0.00	0	2,882,662.67	100	0.00	2,872,498.00	-10,164.67
4004 INTERGOVERNMENTAL REVENUE	0.00	124,000.00	100	0.00	0	124,000.00	100	0.00	124,000.00	0.00
4008 INVESTMENT EARNINGS	95.83	748.23	15	0.00	0	20,674.13	²⁴³ / ₂	0.00	850.00	-19,824.13
TOTAL REVENUES	95.83	3,003,047.08	99	0.00	0	3,027,336.80	101	0.00	2,997,348.00	-29,988.80
EXPENDITURES										
5003 FRINGE BENEFITS	516,518.84	3,810,988.15	97	0.00	0	2,869,921.48	72	0.00	3,993,045.00	1,123,123.52
TOTAL EXPENDITURES	516,518.84	3,810,988.15	97	0.00	0	2,869,921.48	72	0.00	3,993,045.00	1,123,123.52
OTHER FINANCING SOURCES (USES)										
6001 OTHER FINANCING SOURCES	61,297.44	1,173,416.28	128	0.00	0	6,556.22	1	0.00	996,547.00	989,990.78
TOTAL OTHER FINANCING SOURCES (USES)	61,297.44	1,173,416.28		0.00		6,556.22		0.00	996,547.00	989,990.78
NET CHANGE IN FUND BALANCE	-455,125.57	365,475.21		0.00		163,971.54		0.00	850.00	-163,121.54



PERIOD ENDING 12/31/2022 CLOSE OF YEAR

	ACTUAL LAST YEAR			ACTUAL THIS YEAR				ENCUMBRANCE	BUDGET	UNENCUMBERED BALANCE
	CURRENT MONTH	YEAR TO DATE	%	CURRENT MONTH	%	YEAR TO DATE	%			
REVENUES										
4001 PROPERTY TAX	0.00	743,988.76	99	0.00	0	773,530.12	100	0.00	776,400.00	2,869.88
TOTAL REVENUES	0.00	743,988.76	99	0.00	0	773,530.12	100	0.00	776,400.00	2,869.88
EXPENDITURES										
5020 SERVICES	21,554.64	743,988.76	99	0.00	0	772,290.54	99	0.00	776,400.00	4,109.46
TOTAL EXPENDITURES	21,554.64	743,988.76	99	0.00	0	772,290.54	99	0.00	776,400.00	4,109.46
NET CHANGE IN FUND BALANCE	-21,554.64	0.00		0.00		1,239.58		0.00	0.00	-1,239.58




FUND DEPT 2089-049 : COUNTY PUBLIC HEALTH FUND - BOARD OF HEALTH

6/12/2023 10:03:49 AM

PERIOD ENDING 12/31/2022 CLOSE OF YEAR

	ACTUAL LAST YEAR			ACTUAL THIS YEAR				ENCUMBRANCE	BUDGET	UNENCUMBERED BALANCE
	CURRENT MONTH	YEAR TO DATE	%	CURRENT MONTH	%	YEAR TO DATE	%			
REVENUES										
4001 PROPERTY TAX	-373.07	595,916.97	100	0.00	0	623,742.51	100	0.00	620,916.00	-2,826.51
4004 INTERGOVERNMENTAL REVENUE	473,652.65	1,867,306.22	78	0.00	0	1,254,640.86	77	0.00	1,639,920.00	385,279.14
4006 LICENSES AND PERMITS	2,025.00	111,700.00	97	0.00	0	134,461.00	96	0.00	139,725.00	5,264.00
4008 INVESTMENT EARNINGS	36.03	283.30	7	0.00	0	10,654.07	497 9	0.00	214.00	-10,440.07
4009 MISCELLANEOUS REVENUES	200.00	3,099.00	121	0.00	0	-262,892.55	102 29	0.00	2,570.00	265,462.55
TOTAL REVENUES	475,540.61	2,578,305.49	83	0.00	0	1,760,605.89	73	0.00	2,403,345.00	642,739.11
EXPENDITURES										
5020 SERVICES	457,363.60	2,606,669.87	83	0.00	0	1,783,273.39	68	0.00	2,623,216.00	839,942.61
TOTAL EXPENDITURES	457,363.60	2,606,669.87	83	0.00	0	1,783,273.39	68	0.00	2,623,216.00	839,942.61
OTHER FINANCING SOURCES (USES)										
7001 OTHER FINANCING USES	-3,623.74	-6,309.74	53	0.00	0	0.00	0	0.00	-90.00	-90.00
TOTAL OTHER FINANCING SOURCES (USES)	-3,623.74	-6,309.74		0.00		0.00		0.00	-90.00	-90.00
NET CHANGE IN FUND BALANCE	14,553.27	-34,674.12		0.00		-22,667.50		0.00	-219,961.00	-197,293.50



FUND DEPT 2090-053 : MENTAL HEALTH - MENTAL HEALTH BOARD

6/12/2023 10:03:49 AM

PERIOD ENDING 12/31/2022 CLOSE OF YEAR

	ACTUAL LAST YEAR			ACTUAL THIS YEAR				ENCUMBRANCE	BUDGET	UNENCUMBERED BALANCE
	CURRENT MONTH	YEAR TO DATE	%	CURRENT MONTH	%	YEAR TO DATE	%			
REVENUES										
4001 PROPERTY TAX	1,415.53	5,283,419.52	99	0.00	0	5,506,387.61	100	0.00	5,505,918.00	-469.61
4004 INTERGOVERNMENTAL REVENUE	-9,957.91	350,083.09	87	0.00	0	358,450.32	91	0.00	395,426.00	36,975.68
4008 INVESTMENT EARNINGS	171.28	1,343.08	4	0.00	0	47,854.80	239 3	0.00	2,000.00	-45,854.80
4009 MISCELLANEOUS REVENUES	0.00	2,405.00	2	0.00	0	55,161.00	115	0.00	48,000.00	-7,161.00
TOTAL REVENUES	-8,371.10	5,637,250.69	96	0.00	0	5,967,853.73	100	0.00	5,951,344.00	-16,509.73
EXPENDITURES										
5001 SALARIES AND WAGES	6,363.00	451,264.45	98	-2,052.57	0	452,507.99	100	0.00	452,787.00	279.01
5003 FRINGE BENEFITS	3,523.70	113,277.52	93	0.00	0	111,935.89	85	0.00	130,974.00	19,038.11
5010 COMMODITIES	126.26	8,632.43	53	0.00	0	10,929.54	75	0.00	14,650.00	3,720.46
5020 SERVICES	39,203.56	5,327,412.02	96	0.00	0	5,571,092.79	97	0.00	5,728,351.00	157,258.21
TOTAL EXPENDITURES	49,216.52	5,900,586.42	96	-2,052.57	0	6,146,466.21	97	0.00	6,326,762.00	180,295.79
OTHER FINANCING SOURCES (USES)										
6001 OTHER FINANCING SOURCES	0.00	770,436.00	100	0.00	0	0.00	0	0.00	0.00	0.00
7001 OTHER FINANCING USES	-16,786.19	-28,430.19	48	-6,908.39	70	-6,908.39	70	0.00	-9,800.00	-2,891.61
TOTAL OTHER FINANCING SOURCES (USES)	-16,786.19	742,005.81		-6,908.39		-6,908.39		0.00	-9,800.00	-2,891.61
NET CHANGE IN FUND BALANCE	-74,373.81	478,670.08		-4,855.82		-185,520.87		0.00	-385,218.00	-199,697.13



FUND DEPT 2091-047 : ANIMAL CONTROL - ANIMAL CONTROL ADMIN

6/12/2023 10:03:49 AM

PERIOD ENDING 12/31/2022 CLOSE OF YEAR

	ACTUAL LAST YEAR			ACTUAL THIS YEAR				ENCUMBRANCE	BUDGET	UNENCUMBERED BALANCE
	CURRENT MONTH	YEAR TO DATE	%	CURRENT MONTH	%	YEAR TO DATE	%			
REVENUES										
4006 LICENSES AND PERMITS	36,359.89	335,503.39	112	-300.00	0	320,618.26	94	0.00	340,000.00	19,381.74
4008 INVESTMENT EARNINGS	27.19	205.51	10	0.00	0	7,063.89	706	0.00	1,000.00	-6,063.89
4009 MISCELLANEOUS REVENUES	0.00	1,150.00	177	0.00	0	142.50	0	0.00	0.00	-142.50
TOTAL REVENUES	36,387.08	336,858.90	111	-300.00	0	327,824.65	96	0.00	341,000.00	13,175.35
EXPENDITURES										
5001 SALARIES AND WAGES	3,184.80	108,875.14	100	0.00	0	153,856.65	90	0.00	171,276.57	17,419.92
5003 FRINGE BENEFITS	2,333.17	42,735.31	81	0.00	0	47,954.35	77	0.00	61,965.66	14,011.31
5010 COMMODITIES	467.61	13,037.29	95	0.00	0	13,667.91	97	0.00	14,077.91	410.00
5020 SERVICES	16,763.27	44,560.49	88	0.00	0	48,773.92	70	0.00	69,677.09	20,903.17
8000 CAPITAL OUTLAY	0.00	0.00	0	0.00	0	0.00	0	0.00	15,336.00	15,336.00
TOTAL EXPENDITURES	22,748.85	209,208.23	93	0.00	0	264,252.83	80	0.00	332,333.23	68,080.40
OTHER FINANCING SOURCES (USES)										
7001 OTHER FINANCING USES	-1,953.55	-3,294.55	68	0.00	0	0.00	0	0.00	-25.00	-25.00
TOTAL OTHER FINANCING SOURCES (USES)	-1,953.55	-3,294.55		0.00		0.00		0.00	-25.00	-25.00
NET CHANGE IN FUND BALANCE	11,684.68	124,356.12		-300.00		63,571.82		0.00	8,641.77	-54,930.05



FUND DEPT 2091-247 : ANIMAL CONTROL - ANIMAL WARDEN SERVICES

6/12/2023 10:03:49 AM

PERIOD ENDING 12/31/2022 CLOSE OF YEAR

	ACTUAL LAST YEAR			ACTUAL THIS YEAR				ENCUMBRANCE	BUDGET	UNENCUMBERED BALANCE
	CURRENT MONTH	YEAR TO DATE	%	CURRENT MONTH	%	YEAR TO DATE	%			
REVENUES										
4004 INTERGOVERNMENTAL REVENUE	0.00	129,191.98	80	0.00	0	254,552.71	128	0.00	198,176.00	-56,376.71
4005 FINES AND FORFEITURES	0.00	8,847.63	88	0.00	0	20,069.00	201	0.00	10,000.00	-10,069.00
4009 MISCELLANEOUS REVENUES	0.00	1,500.00	63	0.00	0	0.00	0	0.00	1,540.00	1,540.00
TOTAL REVENUES	0.00	139,539.61	80	0.00	0	274,621.71	131	0.00	209,716.00	-64,905.71
EXPENDITURES										
5001 SALARIES AND WAGES	1,705.05	108,313.69	81	0.00	0	129,067.78	98	0.00	131,963.73	2,895.95
5003 FRINGE BENEFITS	1,218.52	42,751.47	74	0.00	0	37,707.92	62	0.00	60,400.84	22,692.92
5010 COMMODITIES	697.00	16,780.37	95	0.00	0	29,072.24	71	0.00	40,910.00	11,837.76
5020 SERVICES	16,247.72	23,881.62	91	0.00	0	14,462.85	63	0.00	23,000.00	8,537.15
8000 CAPITAL OUTLAY	0.00	16,077.00	100	0.00	0	51,107.00	100	0.00	51,107.00	0.00
TOTAL EXPENDITURES	19,868.29	207,804.15	83	0.00	0	261,417.79	85	0.00	307,381.57	45,963.78
NET CHANGE IN FUND BALANCE	-19,868.29	-68,264.54		0.00		13,203.92		0.00	-97,665.57	-110,869.49



FUND DEPT 2091-248 : ANIMAL CONTROL - ANIMAL IMPOUND SERVICES

6/12/2023 10:03:49 AM

PERIOD ENDING 12/31/2022 CLOSE OF YEAR

	ACTUAL LAST YEAR			ACTUAL THIS YEAR				ENCUMBRANCE	BUDGET	UNENCUMBERED BALANCE
	CURRENT MONTH	YEAR TO DATE	%	CURRENT MONTH	%	YEAR TO DATE	%			
REVENUES										
4004 INTERGOVERNMENTAL REVENUE	0.00	146,553.52	90	0.00	0	170,822.22	103	0.00	165,634.00	-5,188.22
4005 FINES AND FORFEITURES	85.00	26,332.73	65	0.00	0	19,483.60	43	0.00	44,800.00	25,316.40
4007 CHARGES FOR SERVICES	0.00	0.00	0	0.00	0	2,012.77	0	0.00	0.00	-2,012.77
TOTAL REVENUES	85.00	172,886.25	85	0.00	0	192,318.59	91	0.00	210,434.00	18,115.41
EXPENDITURES										
5001 SALARIES AND WAGES	2,549.15	110,935.38	94	0.00	0	136,221.95	96	0.00	142,091.96	5,870.01
5003 FRINGE BENEFITS	1,995.11	27,346.15	75	0.00	0	38,230.84	61	0.00	62,324.24	24,093.40
5010 COMMODITIES	1,768.88	19,804.78	71	0.00	0	30,913.60	93	0.00	33,100.00	2,186.40
5020 SERVICES	6,230.00	20,133.20	74	0.00	0	4,142.25	35	0.00	11,750.00	7,607.75
TOTAL EXPENDITURES	12,543.14	178,219.51	85	0.00	0	209,508.64	84	0.00	249,266.20	39,757.56
NET CHANGE IN FUND BALANCE	-12,458.14	-5,333.26		0.00		-17,190.05		0.00	-38,832.20	-21,642.15



FUND DEPT 2092-074 : LAW LIBRARY - LAW LIBRARY

6/12/2023 10:03:49 AM

PERIOD ENDING 12/31/2022 CLOSE OF YEAR

	ACTUAL LAST YEAR			ACTUAL THIS YEAR				ENCUMBRANCE	BUDGET	UNENCUMBERED BALANCE
	CURRENT MONTH	YEAR TO DATE	%	CURRENT MONTH	%	YEAR TO DATE	%			
REVENUES										
4004 INTERGOVERNMENTAL REVENUE	0.00	15,999.00	0	0.00	0	6,850.00	100	0.00	6,850.00	0.00
4007 CHARGES FOR SERVICES	6,162.50	75,276.00	84	0.00	0	97,618.25	118	0.00	82,500.00	-15,118.25
4008 INVESTMENT EARNINGS	6.80	52.91	9	0.00	0	1,882.03	188 2	0.00	100.00	-1,782.03
4009 MISCELLANEOUS REVENUES	0.00	0.00	0	0.00	0	715.00	0	0.00	0.00	-715.00
TOTAL REVENUES	6,169.30	91,327.91	101	0.00	0	107,065.28	120	0.00	89,450.00	-17,615.28
EXPENDITURES										
5010 COMMODITIES	1,104.00	42,476.85	88	0.00	0	54,705.98	99	0.00	55,070.00	364.02
5020 SERVICES	6,043.83	26,743.77	99	0.00	0	35,244.50	97	0.00	36,265.00	1,020.50
TOTAL EXPENDITURES	7,147.83	69,220.62	92	0.00	0	89,950.48	98	0.00	91,335.00	1,384.52
OTHER FINANCING SOURCES (USES)										
TOTAL OTHER FINANCING SOURCES (USES)	0.00	0.00		0.00		0.00		0.00	0.00	0.00
NET CHANGE IN FUND BALANCE	-978.53	22,107.29		0.00		17,114.80		0.00	-1,885.00	-18,999.80



FUND DEPT 2093-031 : FORECLOSURE MEDIATION FND - CIRCUIT COURT

6/12/2023 10:03:49 AM

PERIOD ENDING 12/31/2022 CLOSE OF YEAR

	ACTUAL LAST YEAR			ACTUAL THIS YEAR				ENCUMBRANCE	BUDGET	UNENCUMBERED BALANCE
	CURRENT MONTH	YEAR TO DATE	%	CURRENT MONTH	%	YEAR TO DATE	%			
REVENUES										
4007 CHARGES FOR SERVICES	75.00	2,925.00	20	0.00	0	450.00	2	0.00	26,600.00	26,150.00
4008 INVESTMENT EARNINGS	2.17	16.95	8	0.00	0	202.90	203	0.00	100.00	-102.90
TOTAL REVENUES	77.17	2,941.95	19	0.00	0	652.90	2	0.00	26,700.00	26,047.10
EXPENDITURES										
5001 SALARIES AND WAGES	420.42	9,592.44	87	0.00	0	8,382.66	60	0.00	14,000.00	5,617.34
5003 FRINGE BENEFITS	81.07	949.10	94	0.00	0	856.49	62	0.00	1,381.00	524.51
5010 COMMODITIES	0.00	44.75	22	0.00	0	0.00	0	0.00	200.00	200.00
5020 SERVICES	0.00	3,390.00	32	0.00	0	2,679.00	14	0.00	18,723.00	16,044.00
TOTAL EXPENDITURES	501.49	13,976.29	61	0.00	0	11,918.15	35	0.00	34,304.00	22,385.85
OTHER FINANCING SOURCES (USES)										
TOTAL OTHER FINANCING SOURCES (USES)	0.00	0.00		0.00		0.00		0.00	0.00	0.00
NET CHANGE IN FUND BALANCE	-424.32	-11,034.34		0.00		-11,265.25		0.00	-7,604.00	3,661.25



FUND DEPT 2101-054 : I/DD SPECIAL INITIATIVES - CILA PROJECT

6/12/2023 10:03:49 AM

PERIOD ENDING 12/31/2022 CLOSE OF YEAR

	ACTUAL LAST YEAR			ACTUAL THIS YEAR				ENCUMBRANCE	BUDGET	UNENCUMBERED BALANCE
	CURRENT MONTH	YEAR TO DATE	%	CURRENT MONTH	%	YEAR TO DATE	%			
REVENUES										
4008 INVESTMENT EARNINGS	13.85	106.49	3	0.00	0	10,442.76	522 1	0.00	200.00	-10,242.76
4009 MISCELLANEOUS REVENUES	5,788.06	231,805.11	0	0.00	0	262,044.31	0	0.00	0.00	-262,044.31
4010 RENTS AND ROYALTIES	19,426.56	19,426.56	108	0.00	0	0.00	0	0.00	0.00	0.00
TOTAL REVENUES	25,228.47	251,338.16	114 2	0.00	0	272,487.07	136 244	0.00	200.00	-272,287.07
EXPENDITURES										
5010 COMMODITIES	0.00	6,283.30	78	0.00	0	0.00	0	0.00	6,176.00	6,176.00
5020 SERVICES	24,395.29	41,409.79	83	0.00	0	17,443.63	51	0.00	34,024.00	16,580.37
8000 CAPITAL OUTLAY	0.00	0.00	0	0.00	0	0.00	0	0.00	10,000.00	10,000.00
TOTAL EXPENDITURES	24,395.29	47,693.09	66	0.00	0	17,443.63	35	0.00	50,200.00	32,756.37
OTHER FINANCING SOURCES (USES)										
6001 OTHER FINANCING SOURCES	0.00	50,000.00	100	0.00	0	50,000.00	100	0.00	50,000.00	0.00
TOTAL OTHER FINANCING SOURCES (USES)	0.00	50,000.00		0.00		50,000.00		0.00	50,000.00	0.00
NET CHANGE IN FUND BALANCE	833.18	253,645.07		0.00		305,043.44		0.00	0.00	-305,043.44



FUND DEPT 2103-060 : HWY FED AID MATCHING FUND - HIGHWAY

6/12/2023 10:03:49 AM

PERIOD ENDING 12/31/2022 CLOSE OF YEAR

	ACTUAL LAST YEAR			ACTUAL THIS YEAR				ENCUMBRANCE	BUDGET	UNENCUMBERED BALANCE
	CURRENT MONTH	YEAR TO DATE	%	CURRENT MONTH	%	YEAR TO DATE	%			
REVENUES										
4001 PROPERTY TAX	0.00	114,239.13	102	0.00	0	119,510.48	100	0.00	118,945.00	-565.48
4008 INVESTMENT EARNINGS	46.74	743.59	0	0.00	0	7,515.38	0	0.00	0.00	-7,515.38
TOTAL REVENUES	46.74	114,982.72	102	0.00	0	127,025.86	107	0.00	118,945.00	-8,080.86
EXPENDITURES										
5020 SERVICES	0.00	25,000.00	100	0.00	0	0.00	0	0.00	0.00	0.00
8000 CAPITAL OUTLAY	0.00	345,296.58	100	0.00	0	0.00	0	0.00	0.00	0.00
TOTAL EXPENDITURES	0.00	370,296.58	100	0.00	0	0.00	0	0.00	0.00	0.00
OTHER FINANCING SOURCES (USES)										
7001 OTHER FINANCING USES	0.00	-64.26	4	0.00	0	0.00	0	0.00	-200.00	-200.00
TOTAL OTHER FINANCING SOURCES (USES)	0.00	-64.26		0.00		0.00		0.00	-200.00	-200.00
NET CHANGE IN FUND BALANCE	46.74	-255,378.12		0.00		127,025.86		0.00	118,745.00	-8,280.86



FUND DEPT 2104-104 : EARLY CHILDHOOD FUND - EARLY CHILDHOOD DEVELOPMENT

6/12/2023 10:03:49 AM

PERIOD ENDING 12/31/2022 CLOSE OF YEAR

	ACTUAL LAST YEAR			ACTUAL THIS YEAR				ENCUMBRANCE	BUDGET	UNENCUMBERED BALANCE
	CURRENT MONTH	YEAR TO DATE	%	CURRENT MONTH	%	YEAR TO DATE	%			
REVENUES										
4004 INTERGOVERNMENTAL REVENUE	405,423.00	11,382,698.11	87	0.00	0	10,287,791.87	80	0.00	12,902,600.00	2,614,808.13
4007 CHARGES FOR SERVICES	1,750.00	102,090.00	98	0.00	0	54,692.50	43	0.00	126,800.00	72,107.50
4008 INVESTMENT EARNINGS	56.92	856.67	9	0.00	0	66,319.71	663	0.00	10,000.00	-56,319.71
4009 MISCELLANEOUS REVENUES	88,830.00	1,099,823.09	698 3	0.00	0	607,388.43	467 2	0.00	13,000.00	-594,388.43
TOTAL REVENUES	496,059.92	12,585,467.87	96	0.00	0	11,016,192.51	84	0.00	13,052,400.00	2,036,207.49
EXPENDITURES										
5001 SALARIES AND WAGES	100,195.97	5,880,900.54	94	0.00	0	5,354,257.48	90	0.00	5,921,599.70	567,342.22
5003 FRINGE BENEFITS	55,416.17	1,857,698.05	82	0.00	0	1,565,119.98	74	0.00	2,108,630.00	543,510.02
5010 COMMODITIES	18,675.98	573,297.63	68	0.00	0	417,306.74	60	0.00	692,000.00	274,693.26
5020 SERVICES	382,301.53	2,839,392.60	70	0.00	0	2,829,833.33	71	0.00	3,962,920.30	1,133,086.97
8000 CAPITAL OUTLAY	0.00	189,378.00	81	0.00	0	39,981.25	100	0.00	40,100.00	118.75
TOTAL EXPENDITURES	556,589.65	11,340,666.82	83	0.00	0	10,206,498.78	80	0.00	12,725,250.00	2,518,751.22
OTHER FINANCING SOURCES (USES)										
7001 OTHER FINANCING USES	0.00	0.00	0	0.00	0	0.00	0	0.00	-475,000.00	-475,000.00
TOTAL OTHER FINANCING SOURCES (USES)	0.00	0.00		0.00		0.00		0.00	-475,000.00	-475,000.00
NET CHANGE IN FUND BALANCE	-60,529.73	1,244,801.05		0.00		809,693.73		0.00	-147,850.00	-957,543.73



FUND DEPT 2106-010 : PUBL SAFETY SALES TAX FND - COUNTY BOARD

6/12/2023 10:03:49 AM

PERIOD ENDING 12/31/2022 CLOSE OF YEAR

	ACTUAL LAST YEAR			ACTUAL THIS YEAR				ENCUMBRANCE	BUDGET	UNENCUMBERED BALANCE
	CURRENT MONTH	YEAR TO DATE	%	CURRENT MONTH	%	YEAR TO DATE	%			
REVENUES										
4002 LOCAL SALES TAX	669,839.23	3,459,347.45	154	0.00	0	4,021,257.91	124	0.00	3,251,717.00	-769,540.91
4008 INVESTMENT EARNINGS	140.50	1,078.97	7	0.00	0	79,960.85	399 8	0.00	2,000.00	-77,960.85
TOTAL REVENUES	669,979.73	3,460,426.42	153	0.00	0	4,101,218.76	126	0.00	3,253,717.00	-847,501.76
EXPENDITURES										
5020 SERVICES	0.00	99,999.96	100	0.00	0	992,990.51	100	0.00	993,253.00	262.49
5050 INTEREST AND FISCAL CHARGES	0.00	950.00	63	0.00	0	0.00	0	0.00	747.00	747.00
TOTAL EXPENDITURES	0.00	100,949.96	99	0.00	0	992,990.51	100	0.00	994,000.00	1,009.49
OTHER FINANCING SOURCES (USES)										
7001 OTHER FINANCING USES	-107,672.10	-1,142,688.00	61	0.00	0	-988,570.40	51	0.00	-1,953,761.00	-965,190.60
TOTAL OTHER FINANCING SOURCES (USES)	-107,672.10	-1,142,688.00		0.00		-988,570.40		0.00	-1,953,761.00	-965,190.60
NET CHANGE IN FUND BALANCE	562,307.63	2,216,788.46		0.00		2,119,657.85		0.00	305,956.00	-1,813,701.85



FUND DEPT 2106-013 : PUBL SAFETY SALES TAX FND - DEBT SERVICE

6/12/2023 10:03:49 AM

PERIOD ENDING 12/31/2022 CLOSE OF YEAR

	ACTUAL LAST YEAR			ACTUAL THIS YEAR				ENCUMBRANCE	BUDGET	UNENCUMBERED BALANCE
	CURRENT MONTH	YEAR TO DATE	%	CURRENT MONTH	%	YEAR TO DATE	%			
REVENUES										
4002 LOCAL SALES TAX	403,444.29	2,414,434.29	100	0.00	0	2,455,308.00	100	0.00	2,448,283.00	-7,025.00
TOTAL REVENUES	403,444.29	2,414,434.29	100	0.00	0	2,455,308.00	100	0.00	2,448,283.00	-7,025.00
EXPENDITURES										
5050 INTEREST AND FISCAL CHARGES	0.00	2,405,360.62	100	0.00	0	2,448,225.45	100	0.00	2,448,283.00	57.55
TOTAL EXPENDITURES	0.00	2,405,360.62	100	0.00	0	2,448,225.45	100	0.00	2,448,283.00	57.55
NET CHANGE IN FUND BALANCE	403,444.29	9,073.67		0.00		7,082.55		0.00	0.00	-7,082.55



FUND DEPT 2106-060 : PUBL SAFETY SALES TAX FND - HIGHWAY

6/12/2023 10:03:49 AM


PERIOD ENDING 12/31/2022 CLOSE OF YEAR

	ACTUAL LAST YEAR			ACTUAL THIS YEAR				ENCUMBRANCE	BUDGET	UNENCUMBERED BALANCE
	CURRENT MONTH	YEAR TO DATE	%	CURRENT MONTH	%	YEAR TO DATE	%			
REVENUES										
TOTAL REVENUES	0.00	0.00	0	0.00	0	0.00	0	0.00	0.00	0.00
NET CHANGE IN FUND BALANCE	0.00	0.00		0.00		0.00		0.00	0.00	0.00



PERIOD ENDING 12/31/2022 CLOSE OF YEAR

	ACTUAL LAST YEAR			ACTUAL THIS YEAR				ENCUMBRANCE	BUDGET	UNENCUMBERED BALANCE
	CURRENT MONTH	YEAR TO DATE	%	CURRENT MONTH	%	YEAR TO DATE	%			
EXPENDITURES										
5020 SERVICES	0.00	26,413.00	68	0.00	0	27,205.38	100	0.00	27,206.00	0.62
TOTAL EXPENDITURES	0.00	26,413.00	68	0.00	0	27,205.38	100	0.00	27,206.00	0.62
NET CHANGE IN FUND BALANCE	0.00	-26,413.00		0.00		-27,205.38		0.00	-27,206.00	-0.62



FUND DEPT 2106-237 : PUBL SAFETY SALES TAX FND - DELINQ PREVENTION GRANTS

6/12/2023 10:03:49 AM

PERIOD ENDING 12/31/2022 CLOSE OF YEAR

	ACTUAL LAST YEAR			ACTUAL THIS YEAR				ENCUMBRANCE	BUDGET	UNENCUMBERED BALANCE
	CURRENT MONTH	YEAR TO DATE	%	CURRENT MONTH	%	YEAR TO DATE	%			
EXPENDITURES										
5020 SERVICES	0.00	242,500.00	100	0.00	0	278,750.00	100	0.00	278,750.00	0.00
TOTAL EXPENDITURES	0.00	242,500.00	100	0.00	0	278,750.00	100	0.00	278,750.00	0.00
NET CHANGE IN FUND BALANCE	0.00	-242,500.00		0.00		-278,750.00		0.00	-278,750.00	0.00



FUND DEPT 2107-010 : GEOGRAPHIC INF SYS FUND (GIS) - COUNTY BOARD

6/12/2023 10:03:49 AM

PERIOD ENDING 12/31/2022 CLOSE OF YEAR

	ACTUAL LAST YEAR			ACTUAL THIS YEAR				ENCUMBRANCE	BUDGET	UNENCUMBERED BALANCE
	CURRENT MONTH	YEAR TO DATE	%	CURRENT MONTH	%	YEAR TO DATE	%			
REVENUES										
4007 CHARGES FOR SERVICES	31,468.00	420,503.00	134	252.00	0	310,011.00	94	0.00	330,000.00	19,989.00
4008 INVESTMENT EARNINGS	24.89	195.24	10	0.00	0	6,985.73	349 3	0.00	200.00	-6,785.73
TOTAL REVENUES	31,492.89	420,698.24	134	252.00	0	316,996.73	96	0.00	330,200.00	13,203.27
EXPENDITURES										
5020 SERVICES	80,014.25	330,225.23	99	0.00	0	324,886.00	100	0.00	325,986.00	1,100.00
TOTAL EXPENDITURES	80,014.25	330,225.23	98	0.00	0	324,886.00	100	0.00	325,986.00	1,100.00
NET CHANGE IN FUND BALANCE	-48,521.36	90,473.01		252.00		-7,889.27		0.00	4,214.00	12,103.27




FUND DEPT 2108-050 : DEVLPMNTL DISABILITY FUND - DEVL MNTL DISABILITY BOARD

6/12/2023 10:03:49 AM


PERIOD ENDING 12/31/2022 CLOSE OF YEAR

	ACTUAL LAST YEAR			ACTUAL THIS YEAR				ENCUMBRANCE	BUDGET	UNENCUMBERED BALANCE
	CURRENT MONTH	YEAR TO DATE	%	CURRENT MONTH	%	YEAR TO DATE	%			
REVENUES										
4001 PROPERTY TAX	0.00	4,337,207.70	99	0.00	0	4,522,743.79	100	0.00	4,521,334.00	-1,409.79
4008 INVESTMENT EARNINGS	99.90	790.59	7	0.00	0	35,285.37	352 9	0.00	1,000.00	-34,285.37
4009 MISCELLANEOUS REVENUES	0.00	0.00	0	0.00	0	0.00	0	0.00	8,000.00	8,000.00
TOTAL REVENUES	99.90	4,337,998.29	99	0.00	0	4,558,029.16	101	0.00	4,530,334.00	-27,695.16
EXPENDITURES										
5020 SERVICES	-212,634.28	3,879,622.98	89	0.00	0	4,135,657.32	92	0.00	4,487,134.00	351,476.68
TOTAL EXPENDITURES	-212,634.28	3,879,622.98	89	0.00	0	4,135,657.32	92	0.00	4,487,134.00	351,476.68
OTHER FINANCING SOURCES (USES)										
6001 OTHER FINANCING SOURCES	971.56	971.56	14	6,908.39	102	6,908.39	102	0.00	6,800.00	-108.39
7001 OTHER FINANCING USES	0.00	-50,000.00	100	0.00	0	-50,000.00	100	0.00	-50,000.00	0.00
TOTAL OTHER FINANCING SOURCES (USES)	971.56	-49,028.44		6,908.39		-43,091.61		0.00	-43,200.00	-108.39
NET CHANGE IN FUND BALANCE	213,705.74	409,346.87		6,908.39		379,280.23		0.00	0.00	-379,280.23



PERIOD ENDING 12/31/2022 CLOSE OF YEAR

	ACTUAL LAST YEAR			ACTUAL THIS YEAR				ENCUMBRANCE	BUDGET	UNENCUMBERED BALANCE
	CURRENT MONTH	YEAR TO DATE	%	CURRENT MONTH	%	YEAR TO DATE	%			
REVENUES										
<i>TOTAL REVENUES</i>	0.00	0.00	0	0.00	0	0.00	0	0.00	0.00	0.00
EXPENDITURES										
<i>TOTAL EXPENDITURES</i>	0.00	0.00	0	0.00	0	0.00	0	0.00	0.00	0.00
OTHER FINANCING SOURCES (USES)										
<i>TOTAL OTHER FINANCING SOURCES (USES)</i>	0.00	0.00		0.00		0.00		0.00	0.00	0.00
NET CHANGE IN FUND BALANCE	0.00	0.00		0.00		0.00		0.00	0.00	0.00



FUND DEPT 2110-110 : WORKFORCE DEVELOPMENT FND - WORKFORCE DEVELOPMENT

6/12/2023 10:03:49 AM

PERIOD ENDING 12/31/2022 CLOSE OF YEAR

	ACTUAL LAST YEAR			ACTUAL THIS YEAR				ENCUMBRANCE	BUDGET	UNENCUMBERED BALANCE
	CURRENT MONTH	YEAR TO DATE	%	CURRENT MONTH	%	YEAR TO DATE	%			
REVENUES										
4004 INTERGOVERNMENTAL REVENUE	373,591.98	2,708,190.04	76	0.00	0	3,228,414.94	72	0.00	4,466,361.28	1,237,946.34
4007 CHARGES FOR SERVICES	24,693.28	89,654.62	69	0.00	0	122,721.88	89	0.00	138,500.00	15,778.12
TOTAL REVENUES	398,285.26	2,797,844.66	76	0.00	0	3,351,136.82	73	0.00	4,604,861.28	1,253,724.46
EXPENDITURES										
5001 SALARIES AND WAGES	9,946.05	758,297.18	91	0.00	0	616,283.46	61	0.00	1,008,055.37	391,771.91
5003 FRINGE BENEFITS	5,912.11	172,044.48	81	0.00	0	150,445.17	39	0.00	385,990.12	235,544.95
5010 COMMODITIES	0.00	1,910.47	24	0.00	0	71,048.16	56	0.00	127,279.69	56,231.53
5020 SERVICES	189,951.97	1,848,953.25	75	0.00	0	2,334,101.62	76	0.00	3,079,907.10	745,805.48
8000 CAPITAL OUTLAY	0.00	0.00	0	0.00	0	158,975.00	100	0.00	158,975.00	0.00
TOTAL EXPENDITURES	205,810.13	2,781,205.38	76	0.00	0	3,330,853.41	70	0.00	4,760,207.28	1,429,353.87
OTHER FINANCING SOURCES (USES)										
6001 OTHER FINANCING SOURCES	19,007.65	45,003.94	100	0.00	0	0.00	0	0.00	50,000.00	50,000.00
7001 OTHER FINANCING USES	-19,007.65	-45,003.94	77	0.00	0	0.00	0	0.00	0.00	0.00
TOTAL OTHER FINANCING SOURCES (USES)	0.00	0.00		0.00		0.00		0.00	50,000.00	50,000.00
NET CHANGE IN FUND BALANCE	192,475.13	16,639.28		0.00		20,283.41		0.00	-105,346.00	-125,629.41



FUND DEPT 2120-060 : HWY IDOT REBUILD GRANT - HIGHWAY

6/12/2023 10:03:49 AM

PERIOD ENDING 12/31/2022 CLOSE OF YEAR

	ACTUAL LAST YEAR			ACTUAL THIS YEAR				ENCUMBRANCE	BUDGET	UNENCUMBERED BALANCE
	CURRENT MONTH	YEAR TO DATE	%	CURRENT MONTH	%	YEAR TO DATE	%			
REVENUES										
4004 INTERGOVERNMENTAL REVENUE	0.00	1,924,899.52	100	0.00	0	1,924,899.52	100	0.00	1,924,900.00	0.48
4008 INVESTMENT EARNINGS	136.24	2,167.36	0	0.00	0	-4,292.86	-143	0.00	3,000.00	7,292.86
TOTAL REVENUES	136.24	1,927,066.88	100	0.00	0	1,920,606.66	100	0.00	1,927,900.00	7,293.34
EXPENDITURES										
8000 CAPITAL OUTLAY	279,774.06	875,763.98	28	0.00	0	2,402,871.27	56	0.00	4,300,000.00	1,897,128.73
TOTAL EXPENDITURES	279,774.06	875,763.98	28	0.00	0	2,402,871.27	56	0.00	4,300,000.00	1,897,128.73
NET CHANGE IN FUND BALANCE	-279,637.82	1,051,302.90		0.00		-482,264.61		0.00	-2,372,100.00	-1,889,835.39



FUND DEPT 2121-060 : TWP IDOT REBUILD GRANT - HIGHWAY

6/12/2023 10:03:49 AM

PERIOD ENDING 12/31/2022 CLOSE OF YEAR

	ACTUAL LAST YEAR			ACTUAL THIS YEAR				ENCUMBRANCE	BUDGET	UNENCUMBERED BALANCE
	CURRENT MONTH	YEAR TO DATE	%	CURRENT MONTH	%	YEAR TO DATE	%			
REVENUES										
4004 INTERGOVERNMENTAL REVENUE	0.00	1,724,934.74	0	0.00	0	1,724,934.74	0	0.00	0.00	-1,724,934.74
4008 INVESTMENT EARNINGS	116.24	1,862.68	0	0.00	0	-3,767.36	0	0.00	0.00	3,767.36
TOTAL REVENUES	116.24	1,726,797.42	0	0.00	0	1,721,167.38	0	0.00	0.00	-1,721,167.38
EXPENDITURES										
5020 SERVICES	0.00	1,674,370.77	0	0.00	0	1,690,067.70	11	0.00	15,000,000.00	13,309,932.30
TOTAL EXPENDITURES	0.00	1,674,370.77	0	0.00	0	1,690,067.70	11	0.00	15,000,000.00	13,309,932.30
NET CHANGE IN FUND BALANCE	116.24	52,426.65		0.00		31,099.68		0.00	-15,000,000.00	-15,031,099.68




FUND DEPT 2188-044 : SOCIAL SECURITY FUND - NURSING HOME

6/12/2023 10:03:49 AM

PERIOD ENDING 12/31/2022 CLOSE OF YEAR

	ACTUAL LAST YEAR			ACTUAL THIS YEAR				ENCUMBRANCE	BUDGET	UNENCUMBERED BALANCE
	CURRENT MONTH	YEAR TO DATE	%	CURRENT MONTH	%	YEAR TO DATE	%			
EXPENDITURES										
TOTAL EXPENDITURES	0.00	0.00	0	0.00	0	0.00	0	0.00	0.00	0.00
OTHER FINANCING SOURCES (USES)										
TOTAL OTHER FINANCING SOURCES (USES)	0.00	0.00		0.00		0.00		0.00	0.00	0.00
NET CHANGE IN FUND BALANCE	0.00	0.00		0.00		0.00		0.00	0.00	0.00



FUND DEPT 2188-075 : SOCIAL SECURITY FUND - GENERAL COUNTY

6/12/2023 10:03:49 AM

PERIOD ENDING 12/31/2022 CLOSE OF YEAR

	ACTUAL LAST YEAR			ACTUAL THIS YEAR				ENCUMBRANCE	BUDGET	UNENCUMBERED BALANCE
	CURRENT MONTH	YEAR TO DATE	%	CURRENT MONTH	%	YEAR TO DATE	%			
REVENUES										
4001 PROPERTY TAX	0.00	1,792,880.82	100	0.00	0	1,870,675.68	100	0.00	1,866,521.00	-4,154.68
4008 INVESTMENT EARNINGS	32.09	250.87	8	0.00	0	12,090.67	0	0.00	0.00	-12,090.67
4009 MISCELLANEOUS REVENUES	0.00	86.52	0	0.00	0	884.53	0	0.00	0.00	-884.53
TOTAL REVENUES	32.09	1,793,218.21	99	0.00	0	1,883,650.88	101	0.00	1,866,521.00	-17,129.88
EXPENDITURES										
5003 FRINGE BENEFITS	51,407.72	2,859,742.02	99	0.00	0	1,770,737.67	54	0.00	3,269,747.00	1,499,009.33
TOTAL EXPENDITURES	51,407.72	2,859,742.02	99	0.00	0	1,770,737.67	54	0.00	3,269,747.00	1,499,009.33
OTHER FINANCING SOURCES (USES)										
6001 OTHER FINANCING SOURCES	73,396.70	1,366,851.57	124	0.00	0	9,535.16	1	0.00	1,403,226.00	1,393,690.84
TOTAL OTHER FINANCING SOURCES (USES)	73,396.70	1,366,851.57		0.00		9,535.16		0.00	1,403,226.00	1,393,690.84
NET CHANGE IN FUND BALANCE	22,021.07	300,327.76		0.00		122,448.37		0.00	0.00	-122,448.37




FUND DEPT 2474-474 : RPC USDA REVOLVING LOANS - RPC USDA REVOLVING LOANS

6/12/2023 10:03:49 AM

PERIOD ENDING 12/31/2022 CLOSE OF YEAR

	ACTUAL LAST YEAR			ACTUAL THIS YEAR				ENCUMBRANCE	BUDGET	UNENCUMBERED BALANCE
	CURRENT MONTH	YEAR TO DATE	%	CURRENT MONTH	%	YEAR TO DATE	%			
REVENUES										
4008 INVESTMENT EARNINGS	2,351.85	16,547.14	110	0.00	0	14,761.31	98	0.00	15,000.00	238.69
TOTAL REVENUES	2,351.85	16,547.14	110	0.00	0	14,761.31	98	0.00	15,000.00	238.69
EXPENDITURES										
5020 SERVICES	0.00	31,838.00	91	0.00	0	31,838.00	91	0.00	35,000.00	3,162.00
TOTAL EXPENDITURES	0.00	31,838.00	91	0.00	0	31,838.00	91	0.00	35,000.00	3,162.00
OTHER FINANCING SOURCES (USES)										
7001 OTHER FINANCING USES	-1,246.14	-5,934.36	85	0.00	0	-5,208.59	74	0.00	-7,000.00	-1,791.41
TOTAL OTHER FINANCING SOURCES (USES)	-1,246.14	-5,934.36		0.00		-5,208.59		0.00	-7,000.00	-1,791.41
NET CHANGE IN FUND BALANCE	1,105.71	-21,225.22		0.00		-22,285.28		0.00	-27,000.00	-4,714.72



FUND DEPT 2475-475 : RPC ECON DEVELOPMNT LOANS - RPC ECON DEVELOPMNT LOANS

6/12/2023 10:03:49 AM

PERIOD ENDING 12/31/2022 CLOSE OF YEAR

	ACTUAL LAST YEAR			ACTUAL THIS YEAR				ENCUMBRANCE	BUDGET	UNENCUMBERED BALANCE
	CURRENT MONTH	YEAR TO DATE	%	CURRENT MONTH	%	YEAR TO DATE	%			
REVENUES										
4004 INTERGOVERNMENTAL REVENUE	0.00	25,000.00	10	0.00	0	0.00	0	0.00	0.00	0.00
4008 INVESTMENT EARNINGS	-8,901.14	128,878.98	146	0.00	0	155,159.79	140	0.00	110,500.00	-44,659.79
TOTAL REVENUES	-8,901.14	153,878.98	45	0.00	0	155,159.79	140	0.00	110,500.00	-44,659.79
EXPENDITURES										
5020 SERVICES	0.00	96,839.00	22	0.00	0	53,342.43	41	0.00	130,000.00	76,657.57
TOTAL EXPENDITURES	0.00	96,839.00	22	0.00	0	53,342.43	41	0.00	130,000.00	76,657.57
OTHER FINANCING SOURCES (USES)										
6001 OTHER FINANCING SOURCES	0.00	0.00	0	0.00	0	0.00	0	0.00	500,000.00	500,000.00
7001 OTHER FINANCING USES	-5,748.25	-48,832.54	79	0.00	0	-90,107.54	87	0.00	-103,500.00	-13,392.46
TOTAL OTHER FINANCING SOURCES (USES)	-5,748.25	-48,832.54		0.00		-90,107.54		0.00	396,500.00	486,607.54
NET CHANGE IN FUND BALANCE	-14,649.39	8,207.44		0.00		11,709.82		0.00	377,000.00	365,290.18



FUND DEPT 2609-026 : TAX INDEMNITY FUND - COUNTY TREASURER

6/12/2023 10:03:49 AM

PERIOD ENDING 12/31/2022 CLOSE OF YEAR

	ACTUAL LAST YEAR			ACTUAL THIS YEAR				ENCUMBRANCE	BUDGET	UNENCUMBERED BALANCE
	CURRENT MONTH	YEAR TO DATE	%	CURRENT MONTH	%	YEAR TO DATE	%			
REVENUES										
TOTAL REVENUES	0.00	0.00	0	0.00	0	0.00	0	0.00	0.00	0.00
EXPENDITURES										
5020 SERVICES	0.00	0.00	0	0.00	0	77,778.31	100	0.00	77,779.00	0.69
TOTAL EXPENDITURES	0.00	0.00	0	0.00	0	77,778.31	100	0.00	77,779.00	0.69
OTHER FINANCING SOURCES (USES)										
6001 OTHER FINANCING SOURCES	0.00	0.00	0	0.00	0	602,780.00	100	0.00	602,780.00	0.00
TOTAL OTHER FINANCING SOURCES (USES)	0.00	0.00		0.00		602,780.00		0.00	602,780.00	0.00
NET CHANGE IN FUND BALANCE	0.00	0.00		0.00		525,001.69		0.00	525,001.00	-0.69




FUND DEPT 2610-026 : WORKING CASH FUND - COUNTY TREASURER

6/12/2023 10:03:49 AM

PERIOD ENDING 12/31/2022 CLOSE OF YEAR

	ACTUAL LAST YEAR			ACTUAL THIS YEAR				ENCUMBRANCE	BUDGET	UNENCUMBERED BALANCE
	CURRENT MONTH	YEAR TO DATE	%	CURRENT MONTH	%	YEAR TO DATE	%			
REVENUES										
4008 INVESTMENT EARNINGS	23.03	179.39	2	0.00	0	5,322.54	76	0.00	7,000.00	1,677.46
TOTAL REVENUES	23.03	179.39	2	0.00	0	5,322.54	76	0.00	7,000.00	1,677.46
OTHER FINANCING SOURCES (USES)										
7001 OTHER FINANCING USES	-506.61	-506.61	5	0.00	0	-4,309.54	62	0.00	-7,000.00	-2,690.46
TOTAL OTHER FINANCING SOURCES (USES)	-506.61	-506.61		0.00		-4,309.54		0.00	-7,000.00	-2,690.46
NET CHANGE IN FUND BALANCE	-483.58	-327.22		0.00		1,013.00		0.00	0.00	-1,013.00



FUND DEPT 2611-022 : COUNTY CLK SURCHARGE FUND - COUNTY CLERK

6/12/2023 10:03:49 AM

PERIOD ENDING 12/31/2022 CLOSE OF YEAR

	ACTUAL LAST YEAR			ACTUAL THIS YEAR				ENCUMBRANCE	BUDGET	UNENCUMBERED BALANCE
	CURRENT MONTH	YEAR TO DATE	%	CURRENT MONTH	%	YEAR TO DATE	%			
REVENUES										
4007 CHARGES FOR SERVICES	1,203.00	13,963.00	109	0.00	0	10,919.00	90	0.00	12,122.00	1,203.00
TOTAL REVENUES	1,203.00	13,963.00	109	0.00	0	10,919.00	90	0.00	12,122.00	1,203.00
EXPENDITURES										
5020 SERVICES	2,038.00	12,760.00	100	0.00	0	12,122.00	100	0.00	12,122.00	0.00
TOTAL EXPENDITURES	2,038.00	12,760.00	100	0.00	0	12,122.00	100	0.00	12,122.00	0.00
NET CHANGE IN FUND BALANCE	-835.00	1,203.00		0.00		-1,203.00		0.00	0.00	1,203.00



FUND DEPT 2612-040 : SHERIFF DRUG FORFEITURES - SHERIFF

6/12/2023 10:03:49 AM

PERIOD ENDING 12/31/2022 CLOSE OF YEAR

	ACTUAL LAST YEAR			ACTUAL THIS YEAR				ENCUMBRANCE	BUDGET	UNENCUMBERED BALANCE
	CURRENT MONTH	YEAR TO DATE	%	CURRENT MONTH	%	YEAR TO DATE	%			
REVENUES										
4005 FINES AND FORFEITURES	0.00	28,767.23	288	0.00	0	8,645.04	86	0.00	10,000.00	1,354.96
4008 INVESTMENT EARNINGS	6.67	52.00	3	0.00	0	1,670.82	334 2	0.00	50.00	-1,620.82
TOTAL REVENUES	6.67	28,819.23	244	0.00	0	10,315.86	103	0.00	10,050.00	-265.86
EXPENDITURES										
5010 COMMODITIES	329.95	6,835.84	79	0.00	0	8,176.68	91	0.00	9,000.00	823.32
5020 SERVICES	0.00	10,051.98	58	0.00	0	9,459.77	56	0.00	17,000.00	7,540.23
TOTAL EXPENDITURES	329.95	16,887.82	65	0.00	0	17,636.45	68	0.00	26,000.00	8,363.55
OTHER FINANCING SOURCES (USES)										
TOTAL OTHER FINANCING SOURCES (USES)	0.00	0.00		0.00		0.00		0.00	0.00	0.00
NET CHANGE IN FUND BALANCE	-323.28	11,931.41		0.00		-7,320.59		0.00	-15,950.00	-8,629.41



FUND DEPT 2613-030 : COURT'S AUTOMATION FUND - CIRCUIT CLERK

6/12/2023 10:03:49 AM

PERIOD ENDING 12/31/2022 CLOSE OF YEAR

	ACTUAL LAST YEAR			ACTUAL THIS YEAR				ENCUMBRANCE	BUDGET	UNENCUMBERED BALANCE
	CURRENT MONTH	YEAR TO DATE	%	CURRENT MONTH	%	YEAR TO DATE	%			
REVENUES										
4004 INTERGOVERNMENTAL REVENUE	0.00	87,500.00	243	0.00	0	28,514.56	100	0.00	28,622.78	108.22
4007 CHARGES FOR SERVICES	15,402.52	225,022.18	90	-15,962.50	-7	218,134.50	97	0.00	225,190.00	7,055.50
4008 INVESTMENT EARNINGS	5.14	41.65	4	0.00	0	684.48	0	0.00	0.00	-684.48
TOTAL REVENUES	15,407.66	312,563.83	109	-15,962.50	-6	247,333.54	97	0.00	253,812.78	6,479.24
EXPENDITURES										
5010 COMMODITIES	11,982.91	22,324.61	74	0.00	0	2,599.46	29	0.00	8,925.00	6,325.54
5020 SERVICES	0.00	214,049.54	91	0.00	0	214,489.89	92	0.00	233,095.31	18,605.42
8000 CAPITAL OUTLAY	0.00	87,500.00	85	0.00	0	28,514.56	85	0.00	33,406.47	4,891.91
TOTAL EXPENDITURES	11,982.91	323,874.15	88	0.00	0	245,603.91	89	0.00	275,426.78	29,822.87
OTHER FINANCING SOURCES (USES)										
TOTAL OTHER FINANCING SOURCES (USES)	0.00	0.00		0.00		0.00		0.00	0.00	0.00
NET CHANGE IN FUND BALANCE	3,424.75	-11,310.32		-15,962.50		1,729.63		0.00	-21,614.00	-23,343.63



FUND DEPT 2614-023 : RECORDER'S AUTOMATION FND - RECORDER

6/12/2023 10:03:49 AM

PERIOD ENDING 12/31/2022 CLOSE OF YEAR

	ACTUAL LAST YEAR			ACTUAL THIS YEAR				ENCUMBRANCE	BUDGET	UNENCUMBERED BALANCE
	CURRENT MONTH	YEAR TO DATE	%	CURRENT MONTH	%	YEAR TO DATE	%			
REVENUES										
4007 CHARGES FOR SERVICES	21,511.40	244,246.60	140	116.00	0	182,826.66	102	0.00	180,000.00	-2,826.66
4008 INVESTMENT EARNINGS	25.78	200.88	4	0.00	0	7,439.56	149	0.00	5,000.00	-2,439.56
TOTAL REVENUES	21,537.18	244,447.48	136	116.00	0	190,266.22	103	0.00	185,000.00	-5,266.22
EXPENDITURES										
5001 SALARIES AND WAGES	1,574.85	79,655.90	87	0.00	0	15,040.09	59	0.00	25,611.00	10,570.91
5003 FRINGE BENEFITS	183.04	2,828.12	70	0.00	0	2,282.37	60	0.00	3,783.00	1,500.63
5010 COMMODITIES	0.00	587.03	5	0.00	0	65,386.24	83	0.00	79,061.00	13,674.76
5020 SERVICES	9,089.01	59,300.91	79	0.00	0	65,378.39	93	0.00	70,639.00	5,260.61
8000 CAPITAL OUTLAY	0.00	55,600.00	100	0.00	0	0.00	0	0.00	0.00	0.00
TOTAL EXPENDITURES	10,846.90	197,971.96	83	0.00	0	148,087.09	83	0.00	179,094.00	31,006.91
NET CHANGE IN FUND BALANCE	10,690.28	46,475.52		116.00		42,179.13		0.00	5,906.00	-36,273.13



FUND DEPT 2615-036 : PUBLIC DEFENDER AUTOMATN - PUBLIC DEFENDER

6/12/2023 10:03:49 AM

PERIOD ENDING 12/31/2022 CLOSE OF YEAR

	ACTUAL LAST YEAR			ACTUAL THIS YEAR				ENCUMBRANCE	BUDGET	UNENCUMBERED BALANCE
	CURRENT MONTH	YEAR TO DATE	%	CURRENT MONTH	%	YEAR TO DATE	%			
REVENUES										
4007 CHARGES FOR SERVICES	39.00	780.00	195	0.00	0	889.00	137	0.00	650.00	-239.00
TOTAL REVENUES	39.00	780.00	195	0.00	0	889.00	137	0.00	650.00	-239.00
EXPENDITURES										
TOTAL EXPENDITURES	0.00	0.00	0	0.00	0	0.00	0	0.00	0.00	0.00
NET CHANGE IN FUND BALANCE	39.00	780.00		0.00		889.00		0.00	650.00	-239.00



FUND DEPT 2617-030 : CHILD SUPPORT SERV FUND - CIRCUIT CLERK

6/12/2023 10:03:49 AM

PERIOD ENDING 12/31/2022 CLOSE OF YEAR

	ACTUAL LAST YEAR			ACTUAL THIS YEAR				ENCUMBRANCE	BUDGET	UNENCUMBERED BALANCE
	CURRENT MONTH	YEAR TO DATE	%	CURRENT MONTH	%	YEAR TO DATE	%			
REVENUES										
4007 CHARGES FOR SERVICES	36.00	9,558.00	58	0.00	0	294.28	2	0.00	18,102.00	17,807.72
4008 INVESTMENT EARNINGS	3.66	28.30	0	0.00	0	708.15	0	0.00	0.00	-708.15
TOTAL REVENUES	39.66	9,586.30	58	0.00	0	1,002.43	6	0.00	18,102.00	17,099.57
EXPENDITURES										
5001 SALARIES AND WAGES	0.00	15,604.15	44	0.00	0	0.00	0	0.00	0.00	0.00
5010 COMMODITIES	0.00	0.00	0	0.00	0	3,495.00	44	0.00	7,995.00	4,500.00
5020 SERVICES	0.00	0.00	0	0.00	0	5,000.00	50	0.00	9,930.00	4,930.00
TOTAL EXPENDITURES	0.00	15,604.15	44	0.00	0	8,495.00	47	0.00	17,925.00	9,430.00
OTHER FINANCING SOURCES (USES)										
TOTAL OTHER FINANCING SOURCES (USES)	0.00	0.00		0.00		0.00		0.00	0.00	0.00
NET CHANGE IN FUND BALANCE	39.66	-6,017.85		0.00		-7,492.57		0.00	177.00	7,669.57



FUND DEPT 2618-051 : PROBATION SERVICES FUND - JUVENILE DETENTION CENTER

6/12/2023 10:03:49 AM

PERIOD ENDING 12/31/2022 CLOSE OF YEAR

	ACTUAL LAST YEAR			ACTUAL THIS YEAR				ENCUMBRANCE	BUDGET	UNENCUMBERED BALANCE
	CURRENT MONTH	YEAR TO DATE	%	CURRENT MONTH	%	YEAR TO DATE	%			
REVENUES										
4007 CHARGES FOR SERVICES	2,230.41	39,965.64	95	118.82	0	32,260.20	72	0.00	45,000.00	12,739.80
TOTAL REVENUES	2,230.41	39,965.64	95	118.82	0	32,260.20	72	0.00	45,000.00	12,739.80
EXPENDITURES										
5010 COMMODITIES	0.00	2,202.10	100	0.00	0	0.00	0	0.00	0.00	0.00
5020 SERVICES	0.00	0.00	0	0.00	0	0.00	0	0.00	50,000.00	50,000.00
TOTAL EXPENDITURES	0.00	2,202.10	4	0.00	0	0.00	0	0.00	50,000.00	50,000.00
OTHER FINANCING SOURCES (USES)										
TOTAL OTHER FINANCING SOURCES (USES)	0.00	0.00		0.00		0.00		0.00	0.00	0.00
NET CHANGE IN FUND BALANCE	2,230.41	37,763.54		118.82		32,260.20		0.00	-5,000.00	-37,260.20



FUND DEPT 2618-052 : PROBATION SERVICES FUND - COURT SERVICES -PROBATION

6/12/2023 10:03:49 AM

PERIOD ENDING 12/31/2022 CLOSE OF YEAR

	ACTUAL LAST YEAR			ACTUAL THIS YEAR				ENCUMBRANCE	BUDGET	UNENCUMBERED BALANCE
	CURRENT MONTH	YEAR TO DATE	%	CURRENT MONTH	%	YEAR TO DATE	%			
REVENUES										
4007 CHARGES FOR SERVICES	15,194.19	427,043.84	107	0.00	0	293,521.20	78	0.00	375,000.00	81,478.80
4008 INVESTMENT EARNINGS	91.95	718.36	6	0.00	0	26,962.33	359 5	0.00	750.00	-26,212.33
4009 MISCELLANEOUS REVENUES	0.00	140.00	1	0.00	0	300.00	3	0.00	10,500.00	10,200.00
TOTAL REVENUES	15,286.14	427,902.20	101	0.00	0	320,783.53	83	0.00	386,250.00	65,466.47
EXPENDITURES										
5010 COMMODITIES	4,050.63	41,436.57	51	0.00	0	40,883.45	48	0.00	84,750.00	43,866.55
5020 SERVICES	5,423.86	91,605.93	31	0.00	0	102,961.87	35	0.00	292,750.00	189,788.13
8000 CAPITAL OUTLAY	0.00	0.00	0	0.00	0	0.00	0	0.00	36,500.00	36,500.00
TOTAL EXPENDITURES	9,474.49	133,042.50	32	0.00	0	143,845.32	35	0.00	414,000.00	270,154.68
OTHER FINANCING SOURCES (USES)										
7001 OTHER FINANCING USES	0.00	-10,000.00	100	0.00	0	-10,000.00	100	0.00	-10,000.00	0.00
TOTAL OTHER FINANCING SOURCES (USES)	0.00	-10,000.00		0.00		-10,000.00		0.00	-10,000.00	0.00
NET CHANGE IN FUND BALANCE	5,811.65	284,859.70		0.00		166,938.21		0.00	-37,750.00	-204,688.21



FUND DEPT 2619-026 : TAX SALE AUTOMATION FUND - COUNTY TREASURER

6/12/2023 10:03:49 AM

PERIOD ENDING 12/31/2022 CLOSE OF YEAR

	ACTUAL LAST YEAR			ACTUAL THIS YEAR				ENCUMBRANCE	BUDGET	UNENCUMBERED BALANCE
	CURRENT MONTH	YEAR TO DATE	%	CURRENT MONTH	%	YEAR TO DATE	%			
REVENUES										
4007 CHARGES FOR SERVICES	1,260.00	18,872.06	74	0.00	0	17,689.60	88	0.00	20,000.00	2,310.40
4008 INVESTMENT EARNINGS	0.45	3.53	4	0.00	0	227.44	114	0.00	200.00	-27.44
TOTAL REVENUES	1,260.45	18,875.59	73	0.00	0	17,917.04	89	0.00	20,200.00	2,282.96
EXPENDITURES										
5001 SALARIES AND WAGES	0.00	7,777.50	92	0.00	0	16,888.00	99	0.00	16,995.49	107.49
5003 FRINGE BENEFITS	17.04	777.54	85	0.00	0	1,628.48	100	0.00	1,628.51	0.03
5010 COMMODITIES	0.00	0.00	0	0.00	0	828.42	43	0.00	1,928.42	1,100.00
5020 SERVICES	0.00	1,949.56	83	0.00	0	1,143.56	98	0.00	1,171.58	28.02
TOTAL EXPENDITURES	17.04	10,504.60	56	0.00	0	20,488.46	94	0.00	21,724.00	1,235.54
NET CHANGE IN FUND BALANCE	1,243.41	8,370.99		0.00		-2,571.42		0.00	-1,524.00	1,047.42



FUND DEPT 2621-041 : STS ATTY DRUG FORFEITURES - STATES ATTORNEY

6/12/2023 10:03:49 AM

PERIOD ENDING 12/31/2022 CLOSE OF YEAR

	ACTUAL LAST YEAR			ACTUAL THIS YEAR				ENCUMBRANCE	BUDGET	UNENCUMBERED BALANCE
	CURRENT MONTH	YEAR TO DATE	%	CURRENT MONTH	%	YEAR TO DATE	%			
REVENUES										
4005 FINES AND FORFEITURES	0.00	66,215.12	276	0.00	0	56,564.05	236	0.00	24,000.00	-32,564.05
4008 INVESTMENT EARNINGS	10.08	78.51	224	0.00	0	1,752.25	0	0.00	0.00	-1,752.25
TOTAL REVENUES	10.08	66,293.63	276	0.00	0	58,316.30	243	0.00	24,000.00	-34,316.30
EXPENDITURES										
5010 COMMODITIES	360.71	52,974.63	88	0.00	0	30,774.96	62	0.00	49,956.47	19,181.51
5020 SERVICES	0.00	18,738.62	86	0.00	0	37,396.57	69	0.00	54,218.53	16,821.96
8000 CAPITAL OUTLAY	0.00	21,778.67	100	0.00	0	0.00	0	0.00	0.00	0.00
TOTAL EXPENDITURES	360.71	93,491.92	90	0.00	0	68,171.53	65	0.00	104,175.00	36,003.47
OTHER FINANCING SOURCES (USES)										
TOTAL OTHER FINANCING SOURCES (USES)	0.00	0.00		0.00		0.00		0.00	0.00	0.00
NET CHANGE IN FUND BALANCE	-350.63	-27,198.29		0.00		-9,855.23		0.00	-80,175.00	-70,319.77



FUND DEPT 2627-026 : PROPERTY TAX INT FEE FUND - COUNTY TREASURER

6/12/2023 10:03:49 AM

PERIOD ENDING 12/31/2022 CLOSE OF YEAR

	ACTUAL LAST YEAR			ACTUAL THIS YEAR				ENCUMBRANCE	BUDGET	UNENCUMBERED BALANCE
	CURRENT MONTH	YEAR TO DATE	%	CURRENT MONTH	%	YEAR TO DATE	%			
REVENUES										
4007 CHARGES FOR SERVICES	0.00	61,200.00	100	0.00	0	50,040.00	91	0.00	55,000.00	4,960.00
4008 INVESTMENT EARNINGS	-3,673.32	722.18	16	0.00	0	295.91	15	0.00	2,000.00	1,704.09
TOTAL REVENUES	-3,673.32	61,922.18	94	0.00	0	50,335.91	88	0.00	57,000.00	6,664.09
OTHER FINANCING SOURCES (USES)										
7001 OTHER FINANCING USES	-65,595.00	-65,595.00	100	0.00	0	-50,097.70	88	0.00	-57,000.00	-6,902.30
TOTAL OTHER FINANCING SOURCES (USES)	-65,595.00	-65,595.00		0.00		-50,097.70		0.00	-57,000.00	-6,902.30
NET CHANGE IN FUND BALANCE	-69,268.32	-3,672.82		0.00		238.21		0.00	0.00	-238.21



FUND DEPT 2628-022 : ELECTN ASSIST/ACCESSIBLTY - COUNTY CLERK

6/12/2023 10:03:49 AM

PERIOD ENDING 12/31/2022 CLOSE OF YEAR

	ACTUAL LAST YEAR			ACTUAL THIS YEAR				ENCUMBRANCE	BUDGET	UNENCUMBERED BALANCE
	CURRENT MONTH	YEAR TO DATE	%	CURRENT MONTH	%	YEAR TO DATE	%			
REVENUES										
4004 INTERGOVERNMENTAL REVENUE	7,280.00	95,740.70	46	0.00	0	76,671.55	35	0.00	221,768.00	145,096.45
TOTAL REVENUES	7,280.00	95,740.70	46	0.00	0	76,671.55	35	0.00	221,768.00	145,096.45
EXPENDITURES										
5001 SALARIES AND WAGES	0.00	0.00	0	0.00	0	30,699.54	88	0.00	34,800.00	4,100.46
5003 FRINGE BENEFITS	0.00	0.00	0	0.00	0	2,730.60	90	0.00	3,050.00	319.40
5010 COMMODITIES	0.00	26,626.03	76	0.00	0	67,679.19	100	0.00	67,679.19	0.00
5020 SERVICES	256.50	120,526.00	75	0.00	0	47,563.35	41	0.00	116,238.81	68,675.46
TOTAL EXPENDITURES	256.50	147,152.03	70	0.00	0	148,672.68	67	0.00	221,768.00	73,095.32
OTHER FINANCING SOURCES (USES)										
TOTAL OTHER FINANCING SOURCES (USES)	0.00	0.00		0.00		0.00		0.00	0.00	0.00
NET CHANGE IN FUND BALANCE	7,023.50	-51,411.33		0.00		-72,001.13		0.00	0.00	72,001.13



FUND DEPT 2629-010 : COUNTY HISTORICAL FUND - COUNTY BOARD

6/12/2023 10:03:49 AM

PERIOD ENDING 12/31/2022 CLOSE OF YEAR

	ACTUAL LAST YEAR			ACTUAL THIS YEAR				ENCUMBRANCE	BUDGET	UNENCUMBERED BALANCE
	CURRENT MONTH	YEAR TO DATE	%	CURRENT MONTH	%	YEAR TO DATE	%			
REVENUES										
4008 INVESTMENT EARNINGS	0.54	4.22	7	0.00	0	125.67	125 7	0.00	10.00	-115.67
TOTAL REVENUES	0.54	4.22	7	0.00	0	125.67	125 7	0.00	10.00	-115.67
EXPENDITURES										
TOTAL EXPENDITURES	0.00	0.00	0	0.00	0	0.00	0	0.00	0.00	0.00
NET CHANGE IN FUND BALANCE	0.54	4.22		0.00		125.67		0.00	10.00	-115.67



FUND DEPT 2630-030 : CIR CLK OPERATION & ADMIN - CIRCUIT CLERK

6/12/2023 10:03:49 AM

PERIOD ENDING 12/31/2022 CLOSE OF YEAR

	ACTUAL LAST YEAR			ACTUAL THIS YEAR				ENCUMBRANCE	BUDGET	UNENCUMBERED BALANCE
	CURRENT MONTH	YEAR TO DATE	%	CURRENT MONTH	%	YEAR TO DATE	%			
REVENUES										
4007 CHARGES FOR SERVICES	5,706.01	202,093.79	81	-552,392.37	-208	170,934.18	64	0.00	265,824.00	94,889.82
4008 INVESTMENT EARNINGS	2.59	19.55	0	0.00	0	5,500.70	0	0.00	0.00	-5,500.70
4009 MISCELLANEOUS REVENUES	0.00	7,383.34	0	0.00	0	7,383.34	0	0.00	0.00	-7,383.34
TOTAL REVENUES	5,708.60	209,496.68	84	-552,392.37	-208	183,818.22	69	0.00	265,824.00	82,005.78
EXPENDITURES										
5001 SALARIES AND WAGES	2,057.25	111,683.99	97	0.00	0	75,935.92	100	0.00	75,935.92	0.00
5003 FRINGE BENEFITS	954.54	26,052.13	92	0.00	0	16,130.64	100	0.00	16,130.64	0.00
5010 COMMODITIES	53.17	20,958.88	31	0.00	0	52,443.70	67	0.00	77,939.67	25,495.97
5020 SERVICES	5,250.20	6,393.64	12	0.00	0	171,947.49	83	0.00	206,863.15	34,915.66
TOTAL EXPENDITURES	8,315.16	165,088.64	62	0.00	0	316,457.75	84	0.00	376,869.38	60,411.63
OTHER FINANCING SOURCES (USES)										
TOTAL OTHER FINANCING SOURCES (USES)	0.00	0.00		0.00		0.00		0.00	0.00	0.00
NET CHANGE IN FUND BALANCE	-2,606.56	44,408.04		-552,392.37		-132,639.53		0.00	-111,045.38	21,594.15



FUND DEPT 2632-030 : CIR CLK ELCTRNC CITATIONS - CIRCUIT CLERK

6/12/2023 10:03:49 AM

PERIOD ENDING 12/31/2022 CLOSE OF YEAR

	ACTUAL LAST YEAR			ACTUAL THIS YEAR				ENCUMBRANCE	BUDGET	UNENCUMBERED BALANCE
	CURRENT MONTH	YEAR TO DATE	%	CURRENT MONTH	%	YEAR TO DATE	%			
REVENUES										
4007 CHARGES FOR SERVICES	3,556.00	53,719.01	107	0.00	0	47,879.62	87	0.00	54,906.00	7,026.38
4008 INVESTMENT EARNINGS	10.61	82.42	24	0.00	0	3,540.47	0	0.00	0.00	-3,540.47
TOTAL REVENUES	3,566.61	53,801.43	107	0.00	0	51,420.09	94	0.00	54,906.00	3,485.91
EXPENDITURES										
5020 SERVICES	0.00	0.00	0	0.00	0	0.00	0	0.00	30,000.00	30,000.00
8000 CAPITAL OUTLAY	0.00	0.00	0	0.00	0	0.00	0	0.00	20,000.00	20,000.00
TOTAL EXPENDITURES	0.00	0.00	0	0.00	0	0.00	0	0.00	50,000.00	50,000.00
NET CHANGE IN FUND BALANCE	3,566.61	53,801.43		0.00		51,420.09		0.00	4,906.00	-46,514.09



FUND DEPT 2633-041 : STS ATTY RECORDS AUTOMATN - STATES ATTORNEY

6/12/2023 10:03:49 AM

PERIOD ENDING 12/31/2022 CLOSE OF YEAR

	ACTUAL LAST YEAR			ACTUAL THIS YEAR				ENCUMBRANCE	BUDGET	UNENCUMBERED BALANCE
	CURRENT MONTH	YEAR TO DATE	%	CURRENT MONTH	%	YEAR TO DATE	%			
REVENUES										
4007 CHARGES FOR SERVICES	250.00	4,903.70	98	0.00	0	4,458.82	89	0.00	5,000.00	541.18
4008 INVESTMENT EARNINGS	0.47	3.59	12	0.00	0	118.63	395	0.00	30.00	-88.63
TOTAL REVENUES	250.47	4,907.29	98	0.00	0	4,577.45	91	0.00	5,030.00	452.55
EXPENDITURES										
5020 SERVICES	0.00	4,000.00	80	0.00	0	5,000.00	100	0.00	5,000.00	0.00
TOTAL EXPENDITURES	0.00	4,000.00	80	0.00	0	5,000.00	100	0.00	5,000.00	0.00
NET CHANGE IN FUND BALANCE	250.47	907.29		0.00		-422.55		0.00	30.00	452.55



FUND DEPT 2635-040 : CANNABIS REGULATION FUND - SHERIFF

6/12/2023 10:03:49 AM

PERIOD ENDING 12/31/2022 CLOSE OF YEAR

	ACTUAL LAST YEAR			ACTUAL THIS YEAR				ENCUMBRANCE	BUDGET	UNENCUMBERED BALANCE
	CURRENT MONTH	YEAR TO DATE	%	CURRENT MONTH	%	YEAR TO DATE	%			
REVENUES										
4004 INTERGOVERNMENTAL REVENUE	8,415.74	46,461.30	172	0.00	0	48,317.13	101	0.00	48,000.00	-317.13
4008 INVESTMENT EARNINGS	0.00	0.00	0	0.00	0	1,118.71	0	0.00	0.00	-1,118.71
4009 MISCELLANEOUS REVENUES	0.00	0.00	0	0.00	0	2,850.00	0	0.00	0.00	-2,850.00
TOTAL REVENUES	8,415.74	46,461.30	172	0.00	0	52,285.84	109	0.00	48,000.00	-4,285.84
EXPENDITURES										
5010 COMMODITIES	0.00	0.00	0	0.00	0	0.00	0	0.00	15,000.00	15,000.00
5020 SERVICES	0.00	19,250.00	100	0.00	0	0.00	0	0.00	33,000.00	33,000.00
TOTAL EXPENDITURES	0.00	19,250.00	71	0.00	0	0.00	0	0.00	48,000.00	48,000.00
NET CHANGE IN FUND BALANCE	8,415.74	27,211.30		0.00		52,285.84		0.00	0.00	-52,285.84



FUND DEPT 2638-042 : CORONER STATUTORY FEES - CORONER

6/12/2023 10:03:49 AM

PERIOD ENDING 12/31/2022 CLOSE OF YEAR

	ACTUAL LAST YEAR			ACTUAL THIS YEAR				ENCUMBRANCE	BUDGET	UNENCUMBERED BALANCE
	CURRENT MONTH	YEAR TO DATE	%	CURRENT MONTH	%	YEAR TO DATE	%			
REVENUES										
4007 CHARGES FOR SERVICES	6,671.03	72,718.23	135	0.00	0	73,613.75	119	0.00	62,000.00	-11,613.75
TOTAL REVENUES	6,671.03	72,718.23	135	0.00	0	73,613.75	119	0.00	62,000.00	-11,613.75
EXPENDITURES										
5010 COMMODITIES	532.12	12,405.59	66	0.00	0	9,933.03	46	0.00	21,666.00	11,732.97
5020 SERVICES	839.12	11,996.25	98	0.00	0	12,534.71	85	0.00	14,686.00	2,151.29
TOTAL EXPENDITURES	1,371.24	24,401.84	79	0.00	0	22,467.74	62	0.00	36,352.00	13,884.26
NET CHANGE IN FUND BALANCE	5,299.79	48,316.39		0.00		51,146.01		0.00	25,648.00	-25,498.01



FUND DEPT 2638-140 : CORONER STATUTORY FEES - CORRECTIONAL CENTER

6/12/2023 10:03:49 AM

PERIOD ENDING 12/31/2022 CLOSE OF YEAR

	ACTUAL LAST YEAR			ACTUAL THIS YEAR				ENCUMBRANCE	BUDGET	UNENCUMBERED BALANCE
	CURRENT MONTH	YEAR TO DATE	%	CURRENT MONTH	%	YEAR TO DATE	%			
EXPENDITURES										
TOTAL EXPENDITURES	0.00	0.00	0	0.00	0	0.00	0	0.00	0.00	0.00
NET CHANGE IN FUND BALANCE	0.00	0.00		0.00		0.00		0.00	0.00	0.00



FUND DEPT 2658-140 : JAIL COMMISSARY - CORRECTIONAL CENTER

6/12/2023 10:03:49 AM

PERIOD ENDING 12/31/2022 CLOSE OF YEAR

	ACTUAL LAST YEAR			ACTUAL THIS YEAR				ENCUMBRANCE	BUDGET	UNENCUMBERED BALANCE
	CURRENT MONTH	YEAR TO DATE	%	CURRENT MONTH	%	YEAR TO DATE	%			
REVENUES										
4004 INTERGOVERNMENTAL REVENUE	0.00	0.00	0	0.00	0	30,888.62	0	0.00	0.00	-30,888.62
4008 INVESTMENT EARNINGS	29.55	229.69	4	0.00	0	8,325.99	833	0.00	1,000.00	-7,325.99
4009 MISCELLANEOUS REVENUES	5,490.00	130,042.68	214	0.00	0	101,544.31	101	0.00	100,800.00	-744.31
TOTAL REVENUES	5,519.55	130,272.37	195	0.00	0	140,758.92	138	0.00	101,800.00	-38,958.92
EXPENDITURES										
5010 COMMODITIES	0.00	4,724.36	10	0.00	0	1,218.65	3	0.00	47,000.00	45,781.35
5020 SERVICES	8,812.99	58,236.39	31	0.00	0	29,419.05	14	0.00	208,000.00	178,580.95
8000 CAPITAL OUTLAY	20,917.00	23,697.00	36	0.00	0	0.00	0	0.00	45,000.00	45,000.00
TOTAL EXPENDITURES	29,729.99	86,657.75	29	0.00	0	30,637.70	10	0.00	300,000.00	269,362.30
NET CHANGE IN FUND BALANCE	-24,210.44	43,614.62		0.00		110,121.22		0.00	-198,200.00	-308,321.22



FUND DEPT 2659-140 : COUNTY JAIL MEDICAL COSTS - CORRECTIONAL CENTER

6/12/2023 10:03:49 AM

PERIOD ENDING 12/31/2022 CLOSE OF YEAR

	ACTUAL LAST YEAR			ACTUAL THIS YEAR				ENCUMBRANCE	BUDGET	UNENCUMBERED BALANCE
	CURRENT MONTH	YEAR TO DATE	%	CURRENT MONTH	%	YEAR TO DATE	%			
REVENUES										
4007 CHARGES FOR SERVICES	398.00	12,117.82	50	0.00	0	7,046.71	29	0.00	24,000.00	16,953.29
4008 INVESTMENT EARNINGS	0.53	4.41	4	0.00	0	101.87	102	0.00	100.00	-1.87
TOTAL REVENUES	398.53	12,122.23	50	0.00	0	7,148.58	30	0.00	24,100.00	16,951.42
OTHER FINANCING SOURCES (USES)										
7001 OTHER FINANCING USES	-12,122.23	-12,122.23	50	0.00	0	-7,148.58	30	0.00	-24,100.00	-16,951.42
TOTAL OTHER FINANCING SOURCES (USES)	-12,122.23	-12,122.23		0.00		-7,148.58		0.00	-24,100.00	-16,951.42
NET CHANGE IN FUND BALANCE	-11,723.70	0.00		0.00		0.00		0.00	0.00	0.00



FUND DEPT 2670-022 : COUNTY CLK AUTOMATION FND - COUNTY CLERK

6/12/2023 10:03:49 AM

PERIOD ENDING 12/31/2022 CLOSE OF YEAR

	ACTUAL LAST YEAR			ACTUAL THIS YEAR				ENCUMBRANCE	BUDGET	UNENCUMBERED BALANCE
	CURRENT MONTH	YEAR TO DATE	%	CURRENT MONTH	%	YEAR TO DATE	%			
REVENUES										
4007 CHARGES FOR SERVICES	1,154.00	18,248.00	91	0.00	0	18,508.00	74	0.00	25,000.00	6,492.00
4008 INVESTMENT EARNINGS	1.44	11.17	6	0.00	0	465.74	233	0.00	200.00	-265.74
4009 MISCELLANEOUS REVENUES	330.60	5,490.60	137	0.00	0	13,086.90	327	0.00	4,000.00	-9,086.90
TOTAL REVENUES	1,486.04	23,749.77	98	0.00	0	32,060.64	110	0.00	29,200.00	-2,860.64
EXPENDITURES										
5010 COMMODITIES	193.35	4,505.15	27	0.00	0	12,034.45	95	0.00	12,700.00	665.55
5020 SERVICES	0.00	11,431.21	100	0.00	0	13,142.62	80	0.00	16,500.00	3,357.38
TOTAL EXPENDITURES	193.35	15,936.36	57	0.00	0	25,177.07	86	0.00	29,200.00	4,022.93
NET CHANGE IN FUND BALANCE	1,292.69	7,813.41		0.00		6,883.57		0.00	0.00	-6,883.57



FUND DEPT 2671-030 : COURT DOCUMENT STORAGE FD - CIRCUIT CLERK

6/12/2023 10:03:49 AM

PERIOD ENDING 12/31/2022 CLOSE OF YEAR

	ACTUAL LAST YEAR			ACTUAL THIS YEAR				ENCUMBRANCE	BUDGET	UNENCUMBERED BALANCE
	CURRENT MONTH	YEAR TO DATE	%	CURRENT MONTH	%	YEAR TO DATE	%			
REVENUES										
4007 CHARGES FOR SERVICES	15,459.83	223,805.25	75	0.00	0	218,563.95	98	0.00	222,634.00	4,070.05
4008 INVESTMENT EARNINGS	4.57	35.11	0	0.00	0	913.15	0	0.00	0.00	-913.15
TOTAL REVENUES	15,464.40	223,840.36	75	0.00	0	219,477.10	99	0.00	222,634.00	3,156.90
EXPENDITURES										
5001 SALARIES AND WAGES	1,627.15	103,139.01	90	0.00	0	79,956.73	93	0.00	86,064.00	6,107.27
5003 FRINGE BENEFITS	735.92	40,929.36	78	0.00	0	16,933.46	50	0.00	34,198.00	17,264.54
5010 COMMODITIES	4,854.78	38,037.00	61	0.00	0	35,316.40	65	0.00	54,700.00	19,383.60
5020 SERVICES	0.00	55,355.16	70	0.00	0	23,245.73	56	0.00	41,305.00	18,059.27
8000 CAPITAL OUTLAY	0.00	5,640.00	100	0.00	0	0.00	0	0.00	5,640.00	5,640.00
TOTAL EXPENDITURES	7,217.85	243,100.53	77	0.00	0	155,452.32	70	0.00	221,907.00	66,454.68
OTHER FINANCING SOURCES (USES)										
TOTAL OTHER FINANCING SOURCES (USES)	0.00	0.00		0.00		0.00		0.00	0.00	0.00
NET CHANGE IN FUND BALANCE	8,246.55	-19,260.17		0.00		64,024.78		0.00	727.00	-63,297.78



FUND DEPT 2675-041 : VICTIM ADVOCACY GRT-ICJIA - STATES ATTORNEY

6/12/2023 10:03:49 AM

PERIOD ENDING 12/31/2022 CLOSE OF YEAR

	ACTUAL LAST YEAR			ACTUAL THIS YEAR				ENCUMBRANCE	BUDGET	UNENCUMBERED BALANCE
	CURRENT MONTH	YEAR TO DATE	%	CURRENT MONTH	%	YEAR TO DATE	%			
REVENUES										
TOTAL REVENUES	0.00	0.00	0	0.00	0	0.00	0	0.00	0.00	0.00
EXPENDITURES										
TOTAL EXPENDITURES	0.00	0.00	0	0.00	0	0.00	0	0.00	0.00	0.00
OTHER FINANCING SOURCES (USES)										
TOTAL OTHER FINANCING SOURCES (USES)	0.00	0.00		0.00		0.00		0.00	0.00	0.00
NET CHANGE IN FUND BALANCE	0.00	0.00		0.00		0.00		0.00	0.00	0.00



FUND DEPT 2676-011 : SOLID WASTE MANAGEMENT - SOLID WASTE MGMT

6/12/2023 10:03:49 AM

PERIOD ENDING 12/31/2022 CLOSE OF YEAR

	ACTUAL LAST YEAR			ACTUAL THIS YEAR				ENCUMBRANCE	BUDGET	UNENCUMBERED BALANCE
	CURRENT MONTH	YEAR TO DATE	%	CURRENT MONTH	%	YEAR TO DATE	%			
REVENUES										
4004 INTERGOVERNMENTAL REVENUE	6,335.60	30,448.54	114	0.00	0	19,478.40	77	0.00	25,200.00	5,721.60
4006 LICENSES AND PERMITS	0.00	4,340.00	87	0.00	0	6,825.00	156	0.00	4,375.00	-2,450.00
4008 INVESTMENT EARNINGS	1.52	11.93	12	0.00	0	170.59	682	0.00	25.00	-145.59
4009 MISCELLANEOUS REVENUES	0.00	1,881.00	35	0.00	0	5,110.00	102	0.00	5,000.00	-110.00
TOTAL REVENUES	6,337.12	36,681.47	98	0.00	0	31,583.99	91	0.00	34,600.00	3,016.01
EXPENDITURES										
5010 COMMODITIES	0.00	1,135.61	59	0.00	0	900.70	78	0.00	1,160.00	259.30
5020 SERVICES	0.00	39,040.04	96	0.00	0	32,926.73	85	0.00	38,640.00	5,713.27
TOTAL EXPENDITURES	0.00	40,175.65	94	0.00	0	33,827.43	85	0.00	39,800.00	5,972.57
NET CHANGE IN FUND BALANCE	6,337.12	-3,494.18		0.00		-2,243.44		0.00	-5,200.00	-2,956.56



FUND DEPT 2679-179 : CHILD ADVOCACY CENTER - CHILD ADVOCACY CENTER

6/12/2023 10:03:49 AM

PERIOD ENDING 12/31/2022 CLOSE OF YEAR

	ACTUAL LAST YEAR			ACTUAL THIS YEAR				ENCUMBRANCE	BUDGET	UNENCUMBERED BALANCE
	CURRENT MONTH	YEAR TO DATE	%	CURRENT MONTH	%	YEAR TO DATE	%			
REVENUES										
4004 INTERGOVERNMENTAL REVENUE	37,747.98	336,619.88	96	0.00	0	380,350.80	95	0.00	400,287.00	19,936.20
4008 INVESTMENT EARNINGS	0.29	2.31	2	0.00	0	0.47	0	0.00	100.00	99.53
4009 MISCELLANEOUS REVENUES	303.41	3,653.36	27	0.00	0	7,711.49	119	0.00	6,500.00	-1,211.49
TOTAL REVENUES	38,051.68	340,275.55	94	0.00	0	388,062.76	95	0.00	406,887.00	18,824.24
EXPENDITURES										
5001 SALARIES AND WAGES	3,112.50	161,567.10	94	-19.75	0	186,387.98	100	0.00	186,883.03	495.05
5003 FRINGE BENEFITS	1,560.02	51,118.28	86	0.00	0	54,366.38	96	0.00	56,706.97	2,340.59
5010 COMMODITIES	212.58	12,380.06	57	0.00	0	20,421.00	100	0.00	20,421.00	0.00
5020 SERVICES	4,366.28	94,762.32	90	0.00	0	160,530.27	100	0.00	161,225.00	694.73
TOTAL EXPENDITURES	9,251.38	319,827.76	89	-19.75	0	421,705.63	99	0.00	425,236.00	3,530.37
NET CHANGE IN FUND BALANCE	28,800.30	20,447.79		19.75		-33,642.87		0.00	-18,349.00	15,293.87



FUND DEPT 2685-031 : SPECIALTY COURTS FUND - CIRCUIT COURT

6/12/2023 10:03:49 AM

PERIOD ENDING 12/31/2022 CLOSE OF YEAR

	ACTUAL LAST YEAR			ACTUAL THIS YEAR				ENCUMBRANCE	BUDGET	UNENCUMBERED BALANCE
	CURRENT MONTH	YEAR TO DATE	%	CURRENT MONTH	%	YEAR TO DATE	%			
REVENUES										
4004 INTERGOVERNMENTAL REVENUE	7,656.15	56,546.79	124	0.00	0	40,484.70	85	0.00	47,682.00	7,197.30
4007 CHARGES FOR SERVICES	937.50	19,622.55	123	0.00	0	13,995.29	51	0.00	27,600.00	13,604.71
4008 INVESTMENT EARNINGS	7.01	54.73	27	0.00	0	1,684.20	168 4	0.00	100.00	-1,584.20
4009 MISCELLANEOUS REVENUES	0.00	25.00	0	0.00	0	0.00	0	0.00	0.00	0.00
TOTAL REVENUES	8,600.66	76,249.07	123	0.00	0	56,164.19	75	0.00	75,382.00	19,217.81
EXPENDITURES										
5001 SALARIES AND WAGES	890.25	45,481.84	97	0.00	0	39,055.36	82	0.00	47,682.00	8,626.64
5003 FRINGE BENEFITS	402.83	10,843.77	60	0.00	0	8,740.06	48	0.00	18,174.00	9,433.94
5020 SERVICES	0.00	4,017.95	30	0.00	0	7,895.81	63	0.00	12,600.00	4,704.19
TOTAL EXPENDITURES	1,293.08	60,343.56	77	0.00	0	55,691.23	71	0.00	78,456.00	22,764.77
OTHER FINANCING SOURCES (USES)										
TOTAL OTHER FINANCING SOURCES (USES)	0.00	0.00		0.00		0.00		0.00	0.00	0.00
NET CHANGE IN FUND BALANCE	7,307.58	15,905.51		0.00		472.96		0.00	-3,074.00	-3,546.96



FUND DEPT 2685-140 : SPECIALTY COURTS FUND - CORRECTIONAL CENTER

6/12/2023 10:03:49 AM

PERIOD ENDING 12/31/2022 CLOSE OF YEAR

	ACTUAL LAST YEAR			ACTUAL THIS YEAR				ENCUMBRANCE	BUDGET	UNENCUMBERED BALANCE
	CURRENT MONTH	YEAR TO DATE	%	CURRENT MONTH	%	YEAR TO DATE	%			
REVENUES										
TOTAL REVENUES	0.00	0.00	0	0.00	0	0.00	0	0.00	0.00	0.00
NET CHANGE IN FUND BALANCE	0.00	0.00		0.00		0.00		0.00	0.00	0.00



FUND DEPT 2840-016 : ARPA - ADMINISTRATIVE SERVICES

6/12/2023 10:03:49 AM

PERIOD ENDING 12/31/2022 CLOSE OF YEAR

	ACTUAL LAST YEAR			ACTUAL THIS YEAR				ENCUMBRANCE	BUDGET	UNENCUMBERED BALANCE
	CURRENT MONTH	YEAR TO DATE	%	CURRENT MONTH	%	YEAR TO DATE	%			
REVENUES										
4004 INTERGOVERNMENTAL REVENUE	0.00	20,364,815.00	100	0.00	0	20,364,815.00	100	0.00	20,364,815.00	0.00
4008 INVESTMENT EARNINGS	0.00	0.00	0	0.00	0	206,994.60	162	0.00	128,000.00	-78,994.60
TOTAL REVENUES	0.00	20,364,815.00	100	0.00	0	20,571,809.60	100	0.00	20,492,815.00	-78,994.60
EXPENDITURES										
5001 SALARIES AND WAGES	0.00	0.00	0	0.00	0	21,072.75	98	0.00	21,475.00	402.25
5003 FRINGE BENEFITS	0.00	0.00	0	0.00	0	2,458.35	90	0.00	2,745.00	286.65
TOTAL EXPENDITURES	0.00	0.00	0	0.00	0	23,531.10	97	0.00	24,220.00	688.90
OTHER FINANCING SOURCES (USES)										
7001 OTHER FINANCING USES	-11,896.50	-804,044.50	98	0.00	0	-93,454.96	6	0.00	-1,553,803.00	-1,460,348.04
TOTAL OTHER FINANCING SOURCES (USES)	-11,896.50	-804,044.50		0.00		-93,454.96		0.00	-1,553,803.00	-1,460,348.04
NET CHANGE IN FUND BALANCE	-11,896.50	19,560,770.50		0.00		20,454,823.54		0.00	18,914,792.00	-1,540,031.54



FUND DEPT 2840-043 : ARPA - EMERGENCY MGMT AGCY (EMA)

6/12/2023 10:03:49 AM

PERIOD ENDING 12/31/2022 CLOSE OF YEAR

	ACTUAL LAST YEAR			ACTUAL THIS YEAR				ENCUMBRANCE	BUDGET	UNENCUMBERED BALANCE
	CURRENT MONTH	YEAR TO DATE	%	CURRENT MONTH	%	YEAR TO DATE	%			
REVENUES										
4008 INVESTMENT EARNINGS	1,663.57	10,963.48	0	0.00	0	0.00	0	0.00	0.00	0.00
TOTAL REVENUES	1,663.57	10,963.48	11	0.00	0	0.00	0	0.00	0.00	0.00
EXPENDITURES										
TOTAL EXPENDITURES	0.00	0.00	0	0.00	0	0.00	0	0.00	0.00	0.00
NET CHANGE IN FUND BALANCE	1,663.57	10,963.48		0.00		0.00		0.00	0.00	0.00




FUND DEPT 2840-075 : ARPA - GENERAL COUNTY

6/12/2023 10:03:49 AM

PERIOD ENDING 12/31/2022 CLOSE OF YEAR

	ACTUAL LAST YEAR			ACTUAL THIS YEAR				ENCUMBRANCE	BUDGET	UNENCUMBERED BALANCE
	CURRENT MONTH	YEAR TO DATE	%	CURRENT MONTH	%	YEAR TO DATE	%			
EXPENDITURES										
5001 SALARIES AND WAGES	0.00	0.00	0	0.00	0	593,388.00	100	0.00	593,400.00	12.00
5002 LAW ENFORCEMENT SALARIES	0.00	0.00	0	0.00	0	0.00	0	0.00	9,250.00	9,250.00
5003 FRINGE BENEFITS	0.00	0.00	0	0.00	0	165,410.70	100	0.00	165,643.00	232.30
5010 COMMODITIES	0.00	0.00	0	0.00	0	236,023.51	95	0.00	247,595.91	11,572.40
5020 SERVICES	0.00	0.00	0	0.00	0	2,545,894.38	28	0.00	9,135,671.09	6,589,776.71
8000 CAPITAL OUTLAY	0.00	0.00	0	0.00	0	2,531,716.36	32	0.00	7,814,934.00	5,283,217.64
TOTAL EXPENDITURES	0.00	0.00	0	0.00	0	6,072,432.95	34	0.00	17,966,494.00	11,894,061.05
NET CHANGE IN FUND BALANCE	0.00	0.00		0.00		-6,072,432.95		0.00	-17,966,494.00	-11,894,061.05



PERIOD ENDING 12/31/2022 CLOSE OF YEAR

	ACTUAL LAST YEAR			ACTUAL THIS YEAR				ENCUMBRANCE	BUDGET	UNENCUMBERED BALANCE
	CURRENT MONTH	YEAR TO DATE	%	CURRENT MONTH	%	YEAR TO DATE	%			
REVENUES										
TOTAL REVENUES	0.00	0.00	0	0.00	0	0.00	0	0.00	0.00	0.00
EXPENDITURES										
TOTAL EXPENDITURES	0.00	0.00	0	0.00	0	0.00	0	0.00	0.00	0.00
NET CHANGE IN FUND BALANCE	0.00	0.00		0.00		0.00		0.00	0.00	0.00



FUND DEPT 3105-010 : CAPITAL ASSET REPLCMT FND - COUNTY BOARD

6/12/2023 10:03:49 AM

PERIOD ENDING 12/31/2022 CLOSE OF YEAR

	ACTUAL LAST YEAR			ACTUAL THIS YEAR				ENCUMBRANCE	BUDGET	UNENCUMBERED BALANCE
	CURRENT MONTH	YEAR TO DATE	%	CURRENT MONTH	%	YEAR TO DATE	%			
REVENUES										
4008 INVESTMENT EARNINGS	336.82	3,289.39	82	0.08	0	66,431.02	166 1	0.00	4,000.00	-62,431.02
TOTAL REVENUES	336.82	3,289.39	82	0.08	0	66,431.02	166 1	0.00	4,000.00	-62,431.02
EXPENDITURES										
5010 COMMODITIES	0.00	0.00	0	0.00	0	0.00	0	0.00	2,000.00	2,000.00
5020 SERVICES	0.00	0.00	0	0.00	0	3,183,058.13	85	0.00	3,750,000.00	566,941.87
TOTAL EXPENDITURES	0.00	0.00	0	0.00	0	3,183,058.13	85	0.00	3,752,000.00	568,941.87
OTHER FINANCING SOURCES (USES)										
6001 OTHER FINANCING SOURCES	0.00	0.00	0	0.00	0	3,750,000.00	100	0.00	3,750,000.00	0.00
TOTAL OTHER FINANCING SOURCES (USES)	0.00	0.00		0.00		3,750,000.00		0.00	3,750,000.00	0.00
NET CHANGE IN FUND BALANCE	336.82	3,289.39		0.08		633,372.89		0.00	2,000.00	-631,372.89



FUND DEPT 3105-016 : CAPITAL ASSET REPLCMT FND - ADMINISTRATIVE SERVICES

6/12/2023 10:03:49 AM

PERIOD ENDING 12/31/2022 CLOSE OF YEAR

	ACTUAL LAST YEAR			ACTUAL THIS YEAR				ENCUMBRANCE	BUDGET	UNENCUMBERED BALANCE
	CURRENT MONTH	YEAR TO DATE	%	CURRENT MONTH	%	YEAR TO DATE	%			
REVENUES										
TOTAL REVENUES	0.00	0.00	0	0.00	0	0.00	0	0.00	0.00	0.00
EXPENDITURES										
5010 COMMODITIES	0.00	8,100.00	89	0.00	0	4,518.00	51	0.00	8,843.00	4,325.00
5020 SERVICES	0.00	0.00	0	0.00	0	2,999.00	60	0.00	4,999.00	2,000.00
8000 CAPITAL OUTLAY	0.00	0.00	0	0.00	0	0.00	0	0.00	15,442.00	15,442.00
TOTAL EXPENDITURES	0.00	8,100.00	25	0.00	0	7,517.00	26	0.00	29,284.00	21,767.00
OTHER FINANCING SOURCES (USES)										
6001 OTHER FINANCING SOURCES	0.00	250.00	100	0.00	0	5,486.00	100	0.00	5,486.00	0.00
TOTAL OTHER FINANCING SOURCES (USES)	0.00	250.00		0.00		5,486.00		0.00	5,486.00	0.00
NET CHANGE IN FUND BALANCE	0.00	-7,850.00		0.00		-2,031.00		0.00	-23,798.00	-21,767.00



FUND DEPT 3105-020 : CAPITAL ASSET REPLCMT FND - AUDITOR

6/12/2023 10:03:49 AM

PERIOD ENDING 12/31/2022 CLOSE OF YEAR

	ACTUAL LAST YEAR			ACTUAL THIS YEAR				ENCUMBRANCE	BUDGET	UNENCUMBERED BALANCE
	CURRENT MONTH	YEAR TO DATE	%	CURRENT MONTH	%	YEAR TO DATE	%			
EXPENDITURES										
5010 COMMODITIES	1,143.90	5,044.90	64	0.00	0	0.00	0	0.00	0.00	0.00
TOTAL EXPENDITURES	1,143.90	5,044.90	64	0.00	0	0.00	0	0.00	0.00	0.00
OTHER FINANCING SOURCES (USES)										
6001 OTHER FINANCING SOURCES	0.00	3,850.00	100	0.00	0	3,665.00	100	0.00	3,665.00	0.00
TOTAL OTHER FINANCING SOURCES (USES)	0.00	3,850.00		0.00		3,665.00		0.00	3,665.00	0.00
NET CHANGE IN FUND BALANCE	-1,143.90	-1,194.90		0.00		3,665.00		0.00	3,665.00	0.00



FUND DEPT 3105-021 : CAPITAL ASSET REPLCMT FND - BOARD OF REVIEW

6/12/2023 10:03:49 AM

PERIOD ENDING 12/31/2022 CLOSE OF YEAR

	ACTUAL LAST YEAR			ACTUAL THIS YEAR				ENCUMBRANCE	BUDGET	UNENCUMBERED BALANCE
	CURRENT MONTH	YEAR TO DATE	%	CURRENT MONTH	%	YEAR TO DATE	%			
EXPENDITURES										
TOTAL EXPENDITURES	0.00	0.00	0	0.00	0	0.00	0	0.00	0.00	0.00
OTHER FINANCING SOURCES (USES)										
6001 OTHER FINANCING SOURCES	0.00	0.00	0	0.00	0	975.00	100	0.00	975.00	0.00
TOTAL OTHER FINANCING SOURCES (USES)	0.00	0.00		0.00		975.00		0.00	975.00	0.00
NET CHANGE IN FUND BALANCE	0.00	0.00		0.00		975.00		0.00	975.00	0.00



FUND DEPT 3105-022 : CAPITAL ASSET REPLCMT FND - COUNTY CLERK

6/12/2023 10:03:49 AM

PERIOD ENDING 12/31/2022 CLOSE OF YEAR

	ACTUAL LAST YEAR			ACTUAL THIS YEAR				ENCUMBRANCE	BUDGET	UNENCUMBERED BALANCE
	CURRENT MONTH	YEAR TO DATE	%	CURRENT MONTH	%	YEAR TO DATE	%			
EXPENDITURES										
TOTAL EXPENDITURES	0.00	0.00	0	0.00	0	0.00	0	0.00	0.00	0.00
OTHER FINANCING SOURCES (USES)										
6001 OTHER FINANCING SOURCES	0.00	0.00	0	0.00	0	6,250.00	100	0.00	6,250.00	0.00
TOTAL OTHER FINANCING SOURCES (USES)	0.00	0.00		0.00		6,250.00		0.00	6,250.00	0.00
NET CHANGE IN FUND BALANCE	0.00	0.00		0.00		6,250.00		0.00	6,250.00	0.00



FUND DEPT 3105-025 : CAPITAL ASSET REPLCMT FND - SUPERVISOR OF ASSESSMENT

6/12/2023 10:03:49 AM

PERIOD ENDING 12/31/2022 CLOSE OF YEAR

	ACTUAL LAST YEAR			ACTUAL THIS YEAR				ENCUMBRANCE	BUDGET	UNENCUMBERED BALANCE
	CURRENT MONTH	YEAR TO DATE	%	CURRENT MONTH	%	YEAR TO DATE	%			
EXPENDITURES										
5010 COMMODITIES	0.00	322.10	12	0.00	0	2,340.00	45	0.00	5,248.24	2,908.24
5020 SERVICES	0.00	3,530.80	71	0.00	0	5,325.18	90	0.00	5,901.76	576.58
TOTAL EXPENDITURES	0.00	3,852.90	50	0.00	0	7,665.18	69	0.00	11,150.00	3,484.82
OTHER FINANCING SOURCES (USES)										
6001 OTHER FINANCING SOURCES	0.00	4,400.00	100	0.00	0	10,593.00	100	0.00	10,593.00	0.00
TOTAL OTHER FINANCING SOURCES (USES)	0.00	4,400.00		0.00		10,593.00		0.00	10,593.00	0.00
NET CHANGE IN FUND BALANCE	0.00	547.10		0.00		2,927.82		0.00	-557.00	-3,484.82




FUND DEPT 3105-026 : CAPITAL ASSET REPLCMT FND - COUNTY TREASURER

6/12/2023 10:03:49 AM

PERIOD ENDING 12/31/2022 CLOSE OF YEAR

	ACTUAL LAST YEAR			ACTUAL THIS YEAR				ENCUMBRANCE	BUDGET	UNENCUMBERED BALANCE
	CURRENT MONTH	YEAR TO DATE	%	CURRENT MONTH	%	YEAR TO DATE	%			
EXPENDITURES										
5010 COMMODITIES	0.00	0.00	0	0.00	0	0.00	0	0.00	11,900.00	11,900.00
TOTAL EXPENDITURES	0.00	0.00	0	0.00	0	0.00	0	0.00	11,900.00	11,900.00
OTHER FINANCING SOURCES (USES)										
6001 OTHER FINANCING SOURCES	0.00	0.00	0	0.00	0	11,710.00	100	0.00	11,710.00	0.00
TOTAL OTHER FINANCING SOURCES (USES)	0.00	0.00		0.00		11,710.00		0.00	11,710.00	0.00
NET CHANGE IN FUND BALANCE	0.00	0.00		0.00		11,710.00		0.00	-190.00	-11,900.00



FUND DEPT 3105-028 : CAPITAL ASSET REPLCMT FND - INFORMATION TECHNOLOGY (IT)

6/12/2023 10:03:49 AM

PERIOD ENDING 12/31/2022 CLOSE OF YEAR

	ACTUAL LAST YEAR			ACTUAL THIS YEAR				ENCUMBRANCE	BUDGET	UNENCUMBERED BALANCE
	CURRENT MONTH	YEAR TO DATE	%	CURRENT MONTH	%	YEAR TO DATE	%			
REVENUES										
TOTAL REVENUES	0.00	0.00	0	0.00	0	0.00	0	0.00	0.00	0.00
EXPENDITURES										
5010 COMMODITIES	-1,743.75	47,099.62	87	0.00	0	19,333.99	69	0.00	28,189.00	8,855.01
5020 SERVICES	70,480.00	852,314.87	67	0.00	0	568,063.72	50	0.00	1,126,772.97	558,709.25
8000 CAPITAL OUTLAY	0.00	81,680.00	88	0.00	0	0.00	0	0.00	513,609.03	513,609.03
TOTAL EXPENDITURES	68,736.25	981,094.49	69	0.00	0	587,397.71	35	0.00	1,668,571.00	1,081,173.29
OTHER FINANCING SOURCES (USES)										
6001 OTHER FINANCING SOURCES	135,890.90	1,094,187.90	87	0.00	0	1,237,853.00	92	0.00	1,350,053.00	112,200.00
TOTAL OTHER FINANCING SOURCES (USES)	135,890.90	1,094,187.90		0.00		1,237,853.00		0.00	1,350,053.00	112,200.00
NET CHANGE IN FUND BALANCE	67,154.65	113,093.41		0.00		650,455.29		0.00	-318,518.00	-968,973.29



FUND DEPT 3105-036 : CAPITAL ASSET REPLCMT FND - PUBLIC DEFENDER

6/12/2023 10:03:49 AM

PERIOD ENDING 12/31/2022 CLOSE OF YEAR

	ACTUAL LAST YEAR			ACTUAL THIS YEAR				ENCUMBRANCE	BUDGET	UNENCUMBERED BALANCE
	CURRENT MONTH	YEAR TO DATE	%	CURRENT MONTH	%	YEAR TO DATE	%			
EXPENDITURES										
5010 COMMODITIES	8,203.24	40,135.73	78	0.00	0	6,104.89	63	0.00	9,683.00	3,578.11
TOTAL EXPENDITURES	8,203.24	40,135.73	78	0.00	0	6,104.89	63	0.00	9,683.00	3,578.11
OTHER FINANCING SOURCES (USES)										
6001 OTHER FINANCING SOURCES	0.00	41,567.00	100	0.00	0	11,883.00	100	0.00	11,883.00	0.00
TOTAL OTHER FINANCING SOURCES (USES)	0.00	41,567.00		0.00		11,883.00		0.00	11,883.00	0.00
NET CHANGE IN FUND BALANCE	-8,203.24	1,431.27		0.00		5,778.11		0.00	2,200.00	-3,578.11



FUND DEPT 3105-040 : CAPITAL ASSET REPLCMT FND - SHERIFF

6/12/2023 10:03:49 AM

PERIOD ENDING 12/31/2022 CLOSE OF YEAR

	ACTUAL LAST YEAR			ACTUAL THIS YEAR				ENCUMBRANCE	BUDGET	UNENCUMBERED BALANCE
	CURRENT MONTH	YEAR TO DATE	%	CURRENT MONTH	%	YEAR TO DATE	%			
EXPENDITURES										
5010 COMMODITIES	0.00	0.00	0	0.00	0	196,034.58	98	0.00	199,236.00	3,201.42
5020 SERVICES	0.00	34,080.00	100	0.00	0	34,080.00	74	0.00	45,992.00	11,912.00
TOTAL EXPENDITURES	0.00	34,080.00	15	0.00	0	230,114.58	94	0.00	245,228.00	15,113.42
OTHER FINANCING SOURCES (USES)										
6001 OTHER FINANCING SOURCES	0.00	38,284.00	100	0.00	0	143,346.00	100	0.00	143,346.00	0.00
TOTAL OTHER FINANCING SOURCES (USES)	0.00	38,284.00		0.00		143,346.00		0.00	143,346.00	0.00
NET CHANGE IN FUND BALANCE	0.00	4,204.00		0.00		-86,768.58		0.00	-101,882.00	-15,113.42



FUND DEPT 3105-041 : CAPITAL ASSET REPLCMT FND - STATES ATTORNEY

6/12/2023 10:03:49 AM

PERIOD ENDING 12/31/2022 CLOSE OF YEAR

	ACTUAL LAST YEAR			ACTUAL THIS YEAR				ENCUMBRANCE	BUDGET	UNENCUMBERED BALANCE
	CURRENT MONTH	YEAR TO DATE	%	CURRENT MONTH	%	YEAR TO DATE	%			
EXPENDITURES										
5010 COMMODITIES	0.00	8,473.95	61	0.00	0	31,530.00	95	0.00	33,150.00	1,620.00
5020 SERVICES	0.00	0.00	0	0.00	0	345.00	1	0.00	50,345.00	50,000.00
8000 CAPITAL OUTLAY	0.00	0.00	0	0.00	0	0.00	0	0.00	2,683.00	2,683.00
TOTAL EXPENDITURES	0.00	8,473.95	61	0.00	0	31,875.00	37	0.00	86,178.00	54,303.00
OTHER FINANCING SOURCES (USES)										
6001 OTHER FINANCING SOURCES	0.00	20,882.00	100	0.00	0	44,848.00	100	0.00	44,848.00	0.00
TOTAL OTHER FINANCING SOURCES (USES)	0.00	20,882.00		0.00		44,848.00		0.00	44,848.00	0.00
NET CHANGE IN FUND BALANCE	0.00	12,408.05		0.00		12,973.00		0.00	-41,330.00	-54,303.00




FUND DEPT 3105-042 : CAPITAL ASSET REPLCMT FND - CORONER

6/12/2023 10:03:49 AM

PERIOD ENDING 12/31/2022 CLOSE OF YEAR

	ACTUAL LAST YEAR			ACTUAL THIS YEAR				ENCUMBRANCE	BUDGET	UNENCUMBERED BALANCE
	CURRENT MONTH	YEAR TO DATE	%	CURRENT MONTH	%	YEAR TO DATE	%			
EXPENDITURES										
5010 COMMODITIES	864.52	3,549.15	59	0.00	0	22,029.80	80	0.00	27,629.00	5,599.20
8000 CAPITAL OUTLAY	0.00	0.00	0	0.00	0	0.00	0	0.00	8,611.00	8,611.00
TOTAL EXPENDITURES	864.52	3,549.15	59	0.00	0	22,029.80	61	0.00	36,240.00	14,210.20
OTHER FINANCING SOURCES (USES)										
TOTAL OTHER FINANCING SOURCES (USES)	0.00	0.00		0.00		0.00		0.00	0.00	0.00
NET CHANGE IN FUND BALANCE	-864.52	-3,549.15		0.00		-22,029.80		0.00	-36,240.00	-14,210.20



FUND DEPT 3105-043 : CAPITAL ASSET REPLCMT FND - EMERGENCY MGMT AGCY (EMA)

6/12/2023 10:03:49 AM

PERIOD ENDING 12/31/2022 CLOSE OF YEAR

	ACTUAL LAST YEAR			ACTUAL THIS YEAR				ENCUMBRANCE	BUDGET	UNENCUMBERED BALANCE
	CURRENT MONTH	YEAR TO DATE	%	CURRENT MONTH	%	YEAR TO DATE	%			
EXPENDITURES										
8000 CAPITAL OUTLAY	0.00	0.00	0	0.00	0	0.00	0	0.00	18,000.00	18,000.00
TOTAL EXPENDITURES	0.00	0.00	0	0.00	0	0.00	0	0.00	18,000.00	18,000.00
OTHER FINANCING SOURCES (USES)										
6001 OTHER FINANCING SOURCES	0.00	0.00	0	0.00	0	36,600.00	100	0.00	36,600.00	0.00
TOTAL OTHER FINANCING SOURCES (USES)	0.00	0.00		0.00		36,600.00		0.00	36,600.00	0.00
NET CHANGE IN FUND BALANCE	0.00	0.00		0.00		36,600.00		0.00	18,600.00	-18,000.00



FUND DEPT 3105-051 : CAPITAL ASSET REPLCMT FND - JUVENILE DETENTION CENTER

6/12/2023 10:03:49 AM

PERIOD ENDING 12/31/2022 CLOSE OF YEAR

	ACTUAL LAST YEAR			ACTUAL THIS YEAR				ENCUMBRANCE	BUDGET	UNENCUMBERED BALANCE
	CURRENT MONTH	YEAR TO DATE	%	CURRENT MONTH	%	YEAR TO DATE	%			
EXPENDITURES										
5010 COMMODITIES	0.00	16,441.30	42	0.00	0	1,073.00	18	0.00	6,065.00	4,992.00
5020 SERVICES	0.00	3,995.00	100	0.00	0	6,309.25	100	0.00	6,315.00	5.75
8000 CAPITAL OUTLAY	0.00	22,568.15	100	0.00	0	0.00	0	0.00	57,256.00	57,256.00
TOTAL EXPENDITURES	0.00	43,004.45	65	0.00	0	7,382.25	11	0.00	69,636.00	62,253.75
OTHER FINANCING SOURCES (USES)										
6001 OTHER FINANCING SOURCES	0.00	20,546.00	100	0.00	0	70,092.00	100	0.00	70,092.00	0.00
TOTAL OTHER FINANCING SOURCES (USES)	0.00	20,546.00		0.00		70,092.00		0.00	70,092.00	0.00
NET CHANGE IN FUND BALANCE	0.00	-22,458.45		0.00		62,709.75		0.00	456.00	-62,253.75



FUND DEPT 3105-052 : CAPITAL ASSET REPLCMT FND - COURT SERVICES -PROBATION

6/12/2023 10:03:49 AM

PERIOD ENDING 12/31/2022 CLOSE OF YEAR

	ACTUAL LAST YEAR			ACTUAL THIS YEAR				ENCUMBRANCE	BUDGET	UNENCUMBERED BALANCE
	CURRENT MONTH	YEAR TO DATE	%	CURRENT MONTH	%	YEAR TO DATE	%			
EXPENDITURES										
5010 COMMODITIES	0.00	0.00	0	0.00	0	6,595.44	51	0.00	13,015.00	6,419.56
8000 CAPITAL OUTLAY	0.00	5,404.45	43	0.00	0	0.00	0	0.00	14,681.00	14,681.00
TOTAL EXPENDITURES	0.00	5,404.45	17	0.00	0	6,595.44	24	0.00	27,696.00	21,100.56
OTHER FINANCING SOURCES (USES)										
6001 OTHER FINANCING SOURCES	0.00	3,656.00	100	0.00	0	30,616.00	100	0.00	30,616.00	0.00
TOTAL OTHER FINANCING SOURCES (USES)	0.00	3,656.00		0.00		30,616.00		0.00	30,616.00	0.00
NET CHANGE IN FUND BALANCE	0.00	-1,748.45		0.00		24,020.56		0.00	2,920.00	-21,100.56



FUND DEPT 3105-059 : CAPITAL ASSET REPLCMT FND - FACILITIES PLANNING

6/12/2023 10:03:49 AM

PERIOD ENDING 12/31/2022 CLOSE OF YEAR

	ACTUAL LAST YEAR			ACTUAL THIS YEAR				ENCUMBRANCE	BUDGET	UNENCUMBERED BALANCE
	CURRENT MONTH	YEAR TO DATE	%	CURRENT MONTH	%	YEAR TO DATE	%			
REVENUES										
4008 INVESTMENT EARNINGS	0.00	0.00	0	0.00	0	2,489.58	0	0.00	0.00	-2,489.58
4009 MISCELLANEOUS REVENUES	0.00	351,811.60	53	0.00	0	9,182.29	0	0.00	0.00	-9,182.29
TOTAL REVENUES	0.00	351,811.60	53	0.00	0	11,671.87	0	0.00	0.00	-11,671.87
EXPENDITURES										
5010 COMMODITIES	0.00	0.00	0	0.00	0	19,225.00	100	0.00	19,225.00	0.00
5020 SERVICES	46,073.45	451,197.75	100	0.00	0	827,737.94	77	0.00	1,077,766.19	250,028.25
8000 CAPITAL OUTLAY	551,522.19	1,359,136.29	30	0.00	0	2,512,576.45	56	0.00	4,510,417.18	1,997,840.73
TOTAL EXPENDITURES	597,595.64	1,810,334.04	37	0.00	0	3,359,539.39	60	0.00	5,607,408.37	2,247,868.98
OTHER FINANCING SOURCES (USES)										
6001 OTHER FINANCING SOURCES	0.00	1,574,500.00	100	0.00	0	39,905,831.25	100	0.00	39,905,831.25	0.00
TOTAL OTHER FINANCING SOURCES (USES)	0.00	1,574,500.00		0.00		39,905,831.25		0.00	39,905,831.25	0.00
NET CHANGE IN FUND BALANCE	-597,595.64	115,977.56		0.00		36,557,963.73		0.00	34,298,422.88	-2,259,540.85



PERIOD ENDING 12/31/2022 CLOSE OF YEAR

	ACTUAL LAST YEAR			ACTUAL THIS YEAR				ENCUMBRANCE	BUDGET	UNENCUMBERED BALANCE
	CURRENT MONTH	YEAR TO DATE	%	CURRENT MONTH	%	YEAR TO DATE	%			
EXPENDITURES										
5010 COMMODITIES	0.00	1,560.00	4	0.00	0	0.00	0	0.00	10,550.00	10,550.00
8000 CAPITAL OUTLAY	0.00	120,945.19	100	0.00	0	38,107.00	50	0.00	76,400.00	38,293.00
TOTAL EXPENDITURES	0.00	122,505.19	75	0.00	0	38,107.00	44	0.00	86,950.00	48,843.00
OTHER FINANCING SOURCES (USES)										
6001 OTHER FINANCING SOURCES	0.00	66,942.00	100	0.00	0	187,782.00	100	0.00	187,782.00	0.00
TOTAL OTHER FINANCING SOURCES (USES)	0.00	66,942.00		0.00		187,782.00		0.00	187,782.00	0.00
NET CHANGE IN FUND BALANCE	0.00	-55,563.19		0.00		149,675.00		0.00	100,832.00	-48,843.00



PERIOD ENDING 12/31/2022 CLOSE OF YEAR

	ACTUAL LAST YEAR			ACTUAL THIS YEAR				ENCUMBRANCE	BUDGET	UNENCUMBERED BALANCE
	CURRENT MONTH	YEAR TO DATE	%	CURRENT MONTH	%	YEAR TO DATE	%			
EXPENDITURES										
5010 COMMODITIES	0.00	800.00	53	0.00	0	2,400.00	62	0.00	3,900.00	1,500.00
5020 SERVICES	0.00	80.00	100	0.00	0	0.00	0	0.00	25,080.00	25,080.00
TOTAL EXPENDITURES	0.00	880.00	56	0.00	0	2,400.00	8	0.00	28,980.00	26,580.00
OTHER FINANCING SOURCES (USES)										
6001 OTHER FINANCING SOURCES	0.00	807.00	100	0.00	0	28,323.00	100	0.00	28,323.00	0.00
TOTAL OTHER FINANCING SOURCES (USES)	0.00	807.00		0.00		28,323.00		0.00	28,323.00	0.00
NET CHANGE IN FUND BALANCE	0.00	-73.00		0.00		25,923.00		0.00	-657.00	-26,580.00



FUND DEPT 3105-140 : CAPITAL ASSET REPLCMT FND - CORRECTIONAL CENTER

6/12/2023 10:03:49 AM

PERIOD ENDING 12/31/2022 CLOSE OF YEAR

	ACTUAL LAST YEAR			ACTUAL THIS YEAR				ENCUMBRANCE	BUDGET	UNENCUMBERED BALANCE
	CURRENT MONTH	YEAR TO DATE	%	CURRENT MONTH	%	YEAR TO DATE	%			
EXPENDITURES										
5010 COMMODITIES	0.00	0.00	0	0.00	0	69,429.92	63	0.00	110,882.00	41,452.08
5020 SERVICES	596.25	105,910.25	66	0.00	0	166,428.70	96	0.00	172,662.00	6,233.30
8000 CAPITAL OUTLAY	0.00	0.00	0	0.00	0	0.00	0	0.00	73,000.00	73,000.00
TOTAL EXPENDITURES	596.25	105,910.25	59	0.00	0	235,858.62	66	0.00	356,544.00	120,685.38
OTHER FINANCING SOURCES (USES)										
6001 OTHER FINANCING SOURCES	0.00	138,906.00	100	0.00	0	274,761.00	100	0.00	274,761.00	0.00
TOTAL OTHER FINANCING SOURCES (USES)	0.00	138,906.00		0.00		274,761.00		0.00	274,761.00	0.00
NET CHANGE IN FUND BALANCE	-596.25	32,995.75		0.00		38,902.38		0.00	-81,783.00	-120,685.38



FUND DEPT 3303-010 : COURT COMPLEX CONSTR FUND - COUNTY BOARD

6/12/2023 10:03:49 AM

PERIOD ENDING 12/31/2022 CLOSE OF YEAR

	ACTUAL LAST YEAR			ACTUAL THIS YEAR				ENCUMBRANCE	BUDGET	UNENCUMBERED BALANCE
	CURRENT MONTH	YEAR TO DATE	%	CURRENT MONTH	%	YEAR TO DATE	%			
REVENUES										
4008 INVESTMENT EARNINGS	1.43	33.62	7	0.00	0	381.65	152 7	0.00	25.00	-356.65
TOTAL REVENUES	1.43	33.62	7	0.00	0	381.65	152 7	0.00	25.00	-356.65
EXPENDITURES										
5020 SERVICES	0.00	0.00	0	0.00	0	0.00	0	0.00	16,925.00	16,925.00
TOTAL EXPENDITURES	0.00	0.00	0	0.00	0	0.00	0	0.00	16,925.00	16,925.00
OTHER FINANCING SOURCES (USES)										
TOTAL OTHER FINANCING SOURCES (USES)	0.00	0.00		0.00		0.00		0.00	0.00	0.00
NET CHANGE IN FUND BALANCE	1.43	33.62		0.00		381.65		0.00	-16,900.00	-17,281.65



FUND DEPT 4074-010 : 2003 NURS HM BOND DBT SRV - COUNTY BOARD

6/12/2023 10:03:49 AM

PERIOD ENDING 12/31/2022 CLOSE OF YEAR

	ACTUAL LAST YEAR			ACTUAL THIS YEAR				ENCUMBRANCE	BUDGET	UNENCUMBERED BALANCE
	CURRENT MONTH	YEAR TO DATE	%	CURRENT MONTH	%	YEAR TO DATE	%			
REVENUES										
TOTAL REVENUES	0.00	0.00	0	0.00	0	0.00	0	0.00	0.00	0.00
EXPENDITURES										
TOTAL EXPENDITURES	0.00	0.00	0	0.00	0	0.00	0	0.00	0.00	0.00
OTHER FINANCING SOURCES (USES)										
TOTAL OTHER FINANCING SOURCES (USES)	0.00	0.00		0.00		0.00		0.00	0.00	0.00
NET CHANGE IN FUND BALANCE	0.00	0.00		0.00		0.00		0.00	0.00	0.00



FUND DEPT 4350-010 : HWY FACIL BOND DEBT SERVICE - COUNTY BOARD

6/12/2023 10:03:49 AM

PERIOD ENDING 12/31/2022 CLOSE OF YEAR

	ACTUAL LAST YEAR			ACTUAL THIS YEAR				ENCUMBRANCE	BUDGET	UNENCUMBERED BALANCE
	CURRENT MONTH	YEAR TO DATE	%	CURRENT MONTH	%	YEAR TO DATE	%			
REVENUES										
TOTAL REVENUES	0.00	0.00	0	0.00	0	0.00	0	0.00	0.00	0.00
OTHER FINANCING SOURCES (USES)										
TOTAL OTHER FINANCING SOURCES (USES)	0.00	0.00		0.00		0.00		0.00	0.00	0.00
NET CHANGE IN FUND BALANCE	0.00	0.00		0.00		0.00		0.00	0.00	0.00



FUND DEPT 5081-075 : NURSING HOME - GENERAL COUNTY

6/12/2023 10:03:49 AM

PERIOD ENDING 12/31/2022 CLOSE OF YEAR

ACTUAL LAST YEAR

ACTUAL THIS YEAR

	CURRENT MONTH	YEAR TO DATE	%	CURRENT MONTH	%	YEAR TO DATE	%	ENCUMBRANCE	BUDGET	UNENCUMBERED BALANCE
OTHER FINANCING SOURCES (USES)										
TOTAL OTHER FINANCING SOURCES (USES)	<i>0.00</i>	<i>0.00</i>		<i>0.00</i>		<i>0.00</i>		<i>0.00</i>	<i>0.00</i>	<i>0.00</i>
NET CHANGE IN FUND BALANCE	0.00	0.00		0.00		0.00		0.00	0.00	0.00



FUND DEPT 5081-120 : NURSING HOME - EMPLOYEE GROUP INSURANCE

6/12/2023 10:03:49 AM

PERIOD ENDING 12/31/2022 CLOSE OF YEAR

	ACTUAL LAST YEAR			ACTUAL THIS YEAR				ENCUMBRANCE	BUDGET	UNENCUMBERED BALANCE
	CURRENT MONTH	YEAR TO DATE	%	CURRENT MONTH	%	YEAR TO DATE	%			
OTHER FINANCING SOURCES (USES)										
TOTAL OTHER FINANCING SOURCES (USES)	0.00	0.00		0.00		0.00		0.00	0.00	0.00
NET CHANGE IN FUND BALANCE	0.00	0.00		0.00		0.00		0.00	0.00	0.00



FUND DEPT 5081-405 : NURSING HOME - NURSING HOME TRANSITION

6/12/2023 10:03:49 AM

PERIOD ENDING 12/31/2022 CLOSE OF YEAR

	ACTUAL LAST YEAR			ACTUAL THIS YEAR				ENCUMBRANCE	BUDGET	UNENCUMBERED BALANCE
	CURRENT MONTH	YEAR TO DATE	%	CURRENT MONTH	%	YEAR TO DATE	%			
REVENUES										
4009 MISCELLANEOUS REVENUES	0.00	115,890.00	105	0.00	0	111,265.38	101	0.00	110,000.00	-1,265.38
TOTAL REVENUES	0.00	115,890.00	105	0.00	0	111,265.38	101	0.00	110,000.00	-1,265.38
EXPENDITURES										
5020 SERVICES	23,472.62	23,472.62	100	0.00	0	0.00	0	0.00	0.00	0.00
TOTAL EXPENDITURES	23,472.62	23,472.62	100	0.00	0	0.00	0	0.00	0.00	0.00
OTHER FINANCING SOURCES (USES)										
6001 OTHER FINANCING SOURCES	0.00	1,000,000.00	100	0.00	0	0.00	0	0.00	0.00	0.00
7001 OTHER FINANCING USES	0.00	-414,976.15	40	0.00	0	0.00	0	0.00	0.00	0.00
TOTAL OTHER FINANCING SOURCES (USES)	0.00	585,023.85		0.00		0.00		0.00	0.00	0.00
NET CHANGE IN FUND BALANCE	-23,472.62	677,441.23		0.00		111,265.38		0.00	110,000.00	-1,265.38



FUND DEPT 5081-410 : NURSING HOME - ADMINISTRATIVE

6/12/2023 10:03:49 AM

PERIOD ENDING 12/31/2022 CLOSE OF YEAR

	ACTUAL LAST YEAR			ACTUAL THIS YEAR				ENCUMBRANCE	BUDGET	UNENCUMBERED BALANCE
	CURRENT MONTH	YEAR TO DATE	%	CURRENT MONTH	%	YEAR TO DATE	%			
REVENUES										
4007 CHARGES FOR SERVICES	0.00	3,627.84	0	0.00	0	11,044.04	0	0.00	0.00	-11,044.04
4008 INVESTMENT EARNINGS	4.70	269.85	0	0.00	0	1,472.97	0	0.00	0.00	-1,472.97
4009 MISCELLANEOUS REVENUES	0.00	7,287.47	0	0.00	0	0.00	0	0.00	0.00	0.00
TOTAL REVENUES	4.70	11,185.16	0	0.00	0	12,517.01	0	0.00	0.00	-12,517.01
EXPENDITURES										
5020 SERVICES	531.30	28,084.74	36	0.00	0	12,930.04	52	0.00	25,000.00	12,069.96
TOTAL EXPENDITURES	531.30	28,084.74	36	0.00	0	12,930.04	52	0.00	25,000.00	12,069.96
OTHER FINANCING SOURCES (USES)										
TOTAL OTHER FINANCING SOURCES (USES)	0.00	0.00		0.00		0.00		0.00	0.00	0.00
NET CHANGE IN FUND BALANCE	-526.60	-16,899.58		0.00		-413.03		0.00	-25,000.00	-24,586.97



FUND DEPT 5081-415 : NURSING HOME - ENVIRONMENTAL SERVICES

6/12/2023 10:03:49 AM

PERIOD ENDING 12/31/2022 CLOSE OF YEAR

	ACTUAL LAST YEAR			ACTUAL THIS YEAR				ENCUMBRANCE	BUDGET	UNENCUMBERED BALANCE
	CURRENT MONTH	YEAR TO DATE	%	CURRENT MONTH	%	YEAR TO DATE	%			
EXPENDITURES										
TOTAL EXPENDITURES	0.00	0.00	0	0.00	0	0.00	0	0.00	0.00	0.00
NET CHANGE IN FUND BALANCE	0.00	0.00		0.00		0.00		0.00	0.00	0.00



FUND DEPT 5081-420 : NURSING HOME - LAUNDRY

6/12/2023 10:03:49 AM

PERIOD ENDING 12/31/2022 CLOSE OF YEAR

	ACTUAL LAST YEAR			ACTUAL THIS YEAR				ENCUMBRANCE	BUDGET	UNENCUMBERED BALANCE
	CURRENT MONTH	YEAR TO DATE	%	CURRENT MONTH	%	YEAR TO DATE	%			
EXPENDITURES										
TOTAL EXPENDITURES	0.00	0.00	0	0.00	0	0.00	0	0.00	0.00	0.00
NET CHANGE IN FUND BALANCE	0.00	0.00		0.00		0.00		0.00	0.00	0.00




FUND DEPT 5081-425 : NURSING HOME - MAINTENANCE

6/12/2023 10:03:49 AM

PERIOD ENDING 12/31/2022 CLOSE OF YEAR

	ACTUAL LAST YEAR			ACTUAL THIS YEAR				ENCUMBRANCE	BUDGET	UNENCUMBERED BALANCE
	CURRENT MONTH	YEAR TO DATE	%	CURRENT MONTH	%	YEAR TO DATE	%			
EXPENDITURES										
TOTAL EXPENDITURES	0.00	0.00	0	0.00	0	0.00	0	0.00	0.00	0.00
NET CHANGE IN FUND BALANCE	0.00	0.00		0.00		0.00		0.00	0.00	0.00



FUND DEPT 5081-430 : NURSING HOME - NURSING SERVICES

6/12/2023 10:03:49 AM

PERIOD ENDING 12/31/2022 CLOSE OF YEAR

	ACTUAL LAST YEAR			ACTUAL THIS YEAR				ENCUMBRANCE	BUDGET	UNENCUMBERED BALANCE
	CURRENT MONTH	YEAR TO DATE	%	CURRENT MONTH	%	YEAR TO DATE	%			
EXPENDITURES										
TOTAL EXPENDITURES	0.00	0.00	0	0.00	0	0.00	0	0.00	0.00	0.00
NET CHANGE IN FUND BALANCE	0.00	0.00		0.00		0.00		0.00	0.00	0.00



FUND DEPT 5081-440 : NURSING HOME - ACTIVITIES

6/12/2023 10:03:49 AM

PERIOD ENDING 12/31/2022 CLOSE OF YEAR

	ACTUAL LAST YEAR			ACTUAL THIS YEAR				ENCUMBRANCE	BUDGET	UNENCUMBERED BALANCE
	CURRENT MONTH	YEAR TO DATE	%	CURRENT MONTH	%	YEAR TO DATE	%			
EXPENDITURES										
TOTAL EXPENDITURES	0.00	0.00	0	0.00	0	0.00	0	0.00	0.00	0.00
NET CHANGE IN FUND BALANCE	0.00	0.00		0.00		0.00		0.00	0.00	0.00



FUND DEPT 5081-441 : NURSING HOME - SOCIAL SERVICES

6/12/2023 10:03:49 AM

PERIOD ENDING 12/31/2022 CLOSE OF YEAR

	ACTUAL LAST YEAR			ACTUAL THIS YEAR				ENCUMBRANCE	BUDGET	UNENCUMBERED BALANCE
	CURRENT MONTH	YEAR TO DATE	%	CURRENT MONTH	%	YEAR TO DATE	%			
EXPENDITURES										
TOTAL EXPENDITURES	0.00	0.00	0	0.00	0	0.00	0	0.00	0.00	0.00
NET CHANGE IN FUND BALANCE	0.00	0.00		0.00		0.00		0.00	0.00	0.00



FUND DEPT 5081-445 : NURSING HOME - PHYSICAL THERAPY

6/12/2023 10:03:49 AM

PERIOD ENDING 12/31/2022 CLOSE OF YEAR

	ACTUAL LAST YEAR			ACTUAL THIS YEAR				ENCUMBRANCE	BUDGET	UNENCUMBERED BALANCE
	CURRENT MONTH	YEAR TO DATE	%	CURRENT MONTH	%	YEAR TO DATE	%			
EXPENDITURES										
TOTAL EXPENDITURES	0.00	0.00	0	0.00	0	0.00	0	0.00	0.00	0.00
NET CHANGE IN FUND BALANCE	0.00	0.00		0.00		0.00		0.00	0.00	0.00



FUND DEPT 5081-446 : NURSING HOME - OCCUPATIONAL THERAPY

6/12/2023 10:03:49 AM

PERIOD ENDING 12/31/2022 CLOSE OF YEAR

	ACTUAL LAST YEAR			ACTUAL THIS YEAR				ENCUMBRANCE	BUDGET	UNENCUMBERED BALANCE
	CURRENT MONTH	YEAR TO DATE	%	CURRENT MONTH	%	YEAR TO DATE	%			
EXPENDITURES										
TOTAL EXPENDITURES	0.00	0.00	0	0.00	0	0.00	0	0.00	0.00	0.00
NET CHANGE IN FUND BALANCE	0.00	0.00		0.00		0.00		0.00	0.00	0.00



FUND DEPT 5081-447 : NURSING HOME - RESPIRATORY THERAPY

6/12/2023 10:03:49 AM

PERIOD ENDING 12/31/2022 CLOSE OF YEAR

	ACTUAL LAST YEAR			ACTUAL THIS YEAR				ENCUMBRANCE	BUDGET	UNENCUMBERED BALANCE
	CURRENT MONTH	YEAR TO DATE	%	CURRENT MONTH	%	YEAR TO DATE	%			
EXPENDITURES										
TOTAL EXPENDITURES	0.00	0.00	0	0.00	0	0.00	0	0.00	0.00	0.00
NET CHANGE IN FUND BALANCE	0.00	0.00		0.00		0.00		0.00	0.00	0.00



FUND DEPT 5081-448 : NURSING HOME - SPEECH THERAPY

6/12/2023 10:03:49 AM

PERIOD ENDING 12/31/2022 CLOSE OF YEAR

	ACTUAL LAST YEAR			ACTUAL THIS YEAR				ENCUMBRANCE	BUDGET	UNENCUMBERED BALANCE
	CURRENT MONTH	YEAR TO DATE	%	CURRENT MONTH	%	YEAR TO DATE	%			
EXPENDITURES										
TOTAL EXPENDITURES	0.00	0.00	0	0.00	0	0.00	0	0.00	0.00	0.00
NET CHANGE IN FUND BALANCE	0.00	0.00		0.00		0.00		0.00	0.00	0.00



FUND DEPT 5081-450 : NURSING HOME - DIETARY

6/12/2023 10:03:49 AM

PERIOD ENDING 12/31/2022 CLOSE OF YEAR

	ACTUAL LAST YEAR			ACTUAL THIS YEAR				ENCUMBRANCE	BUDGET	UNENCUMBERED BALANCE
	CURRENT MONTH	YEAR TO DATE	%	CURRENT MONTH	%	YEAR TO DATE	%			
EXPENDITURES										
TOTAL EXPENDITURES	0.00	0.00	0	0.00	0	0.00	0	0.00	0.00	0.00
NET CHANGE IN FUND BALANCE	0.00	0.00		0.00		0.00		0.00	0.00	0.00



FUND DEPT 5081-455 : NURSING HOME - BEAUTY SHOP

6/12/2023 10:03:49 AM

PERIOD ENDING 12/31/2022 CLOSE OF YEAR

	ACTUAL LAST YEAR			ACTUAL THIS YEAR				ENCUMBRANCE	BUDGET	UNENCUMBERED BALANCE
	CURRENT MONTH	YEAR TO DATE	%	CURRENT MONTH	%	YEAR TO DATE	%			
EXPENDITURES										
TOTAL EXPENDITURES	0.00	0.00	0	0.00	0	0.00	0	0.00	0.00	0.00
NET CHANGE IN FUND BALANCE	0.00	0.00		0.00		0.00		0.00	0.00	0.00



FUND DEPT 5081-460 : NURSING HOME - ADULT DAY CARE

6/12/2023 10:03:49 AM

PERIOD ENDING 12/31/2022 CLOSE OF YEAR

	ACTUAL LAST YEAR			ACTUAL THIS YEAR				ENCUMBRANCE	BUDGET	UNENCUMBERED BALANCE
	CURRENT MONTH	YEAR TO DATE	%	CURRENT MONTH	%	YEAR TO DATE	%			
EXPENDITURES										
TOTAL EXPENDITURES	0.00	0.00	0	0.00	0	0.00	0	0.00	0.00	0.00
NET CHANGE IN FUND BALANCE	0.00	0.00		0.00		0.00		0.00	0.00	0.00



FUND DEPT 5081-462 : NURSING HOME - ALZHEIMERS UNIT

6/12/2023 10:03:49 AM

PERIOD ENDING 12/31/2022 CLOSE OF YEAR

ACTUAL LAST YEAR

ACTUAL THIS YEAR

	CURRENT MONTH	YEAR TO DATE	%	CURRENT MONTH	%	YEAR TO DATE	%	ENCUMBRANCE	BUDGET	UNENCUMBERED BALANCE
EXPENDITURES										
TOTAL EXPENDITURES	<i>0.00</i>	<i>0.00</i>	<i>0</i>	<i>0.00</i>	<i>0</i>	<i>0.00</i>	<i>0</i>	<i>0.00</i>	<i>0.00</i>	<i>0.00</i>
NET CHANGE IN FUND BALANCE	0.00	0.00		0.00		0.00		0.00	0.00	0.00



FUND DEPT 6476-118 : SELF-FUNDED INSURANCE - PROPERTY/LIABILITY INSUR

6/12/2023 10:03:49 AM

PERIOD ENDING 12/31/2022 CLOSE OF YEAR

	ACTUAL LAST YEAR			ACTUAL THIS YEAR				ENCUMBRANCE	BUDGET	UNENCUMBERED BALANCE
	CURRENT MONTH	YEAR TO DATE	%	CURRENT MONTH	%	YEAR TO DATE	%			
REVENUES										
4007 CHARGES FOR SERVICES	1,240,738.47	1,240,738.47	73	0.00	0	0.00	0	0.00	1,584,242.00	1,584,242.00
4009 MISCELLANEOUS REVENUES	0.00	66,853.73	0	0.00	0	20.00	0	0.00	0.00	-20.00
TOTAL REVENUES	1,240,738.47	1,307,592.20	77	0.00	0	20.00	0	0.00	1,584,242.00	1,584,222.00
EXPENDITURES										
5020 SERVICES	27,447.13	2,112,230.45	80	0.00	0	483,769.19	23	0.00	2,072,378.00	1,588,608.81
TOTAL EXPENDITURES	27,447.13	2,112,230.45	80	0.00	0	483,769.19	23	0.00	2,072,378.00	1,588,608.81
OTHER FINANCING SOURCES (USES)										
6001 OTHER FINANCING SOURCES	12,856.00	206,253.00	83	0.00	0	0.00	0	0.00	250,000.00	250,000.00
7001 OTHER FINANCING USES	0.00	-6,658.00	100	0.00	0	-6,864.00	100	0.00	-6,864.00	0.00
TOTAL OTHER FINANCING SOURCES (USES)	12,856.00	199,595.00		0.00		-6,864.00		0.00	243,136.00	250,000.00
NET CHANGE IN FUND BALANCE	1,226,147.34	-605,043.25		0.00		-490,613.19		0.00	-245,000.00	245,613.19



FUND DEPT 6476-119 : SELF-FUNDED INSURANCE - WORKERS COMP INSURANCE

6/12/2023 10:03:49 AM

PERIOD ENDING 12/31/2022 CLOSE OF YEAR

	ACTUAL LAST YEAR			ACTUAL THIS YEAR				ENCUMBRANCE	BUDGET	UNENCUMBERED BALANCE
	CURRENT MONTH	YEAR TO DATE	%	CURRENT MONTH	%	YEAR TO DATE	%			
REVENUES										
4007 CHARGES FOR SERVICES	142,360.55	1,195,749.12	126	0.00	0	1,284,830.52	135	0.00	953,395.00	-331,435.52
4008 INVESTMENT EARNINGS	246.57	1,869.63	19	0.00	0	50,186.15	313 7	0.00	1,600.00	-48,586.15
4009 MISCELLANEOUS REVENUES	0.00	0.00	0	0.00	0	574.74	0	0.00	0.00	-574.74
TOTAL REVENUES	142,607.12	1,197,618.75	125	0.00	0	1,335,591.41	140	0.00	954,995.00	-380,596.41
EXPENDITURES										
5003 FRINGE BENEFITS	-83.24	554,755.13	60	0.00	0	857,472.70	91	0.00	939,667.00	82,194.30
5010 COMMODITIES	-106.18	0.00	0	0.00	0	0.00	0	0.00	0.00	0.00
5020 SERVICES	0.00	6,875.00	100	0.00	0	0.00	0	0.00	0.00	0.00
TOTAL EXPENDITURES	-189.42	561,630.13	60	0.00	0	857,472.70	91	0.00	939,667.00	82,194.30
OTHER FINANCING SOURCES (USES)										
7001 OTHER FINANCING USES	0.00	-13,315.00	100	0.00	0	-13,728.00	100	0.00	-13,728.00	0.00
TOTAL OTHER FINANCING SOURCES (USES)	0.00	-13,315.00		0.00		-13,728.00		0.00	-13,728.00	0.00
NET CHANGE IN FUND BALANCE	142,796.54	622,673.62		0.00		464,390.71		0.00	1,600.00	-462,790.71



FUND DEPT 6620-120 : HEALTH-LIFE INSURANCE - EMPLOYEE GROUP INSURANCE

6/12/2023 10:03:49 AM

PERIOD ENDING 12/31/2022 CLOSE OF YEAR

	ACTUAL LAST YEAR			ACTUAL THIS YEAR				ENCUMBRANCE	BUDGET	UNENCUMBERED BALANCE
	CURRENT MONTH	YEAR TO DATE	%	CURRENT MONTH	%	YEAR TO DATE	%			
REVENUES										
4007 CHARGES FOR SERVICES	22,907.72	6,664,709.47	0	0.00	0	6,457,965.88	0	0.00	0.00	-6,457,965.88
4008 INVESTMENT EARNINGS	2.91	20.59	0	0.00	0	6,479.03	0	0.00	0.00	-6,479.03
4009 MISCELLANEOUS REVENUES	113.03	145.53	0	0.00	0	48,322.17	1	0.00	7,425,950.00	7,377,627.83
TOTAL REVENUES	23,023.66	6,664,875.59	96	0.00	0	6,512,767.08	88	0.00	7,425,950.00	913,182.92
EXPENDITURES										
5003 FRINGE BENEFITS	228.02	6,701,522.08	96	2,721.14	0	6,519,004.88	88	0.00	7,406,250.00	887,245.12
5010 COMMODITIES	0.00	106.18	10	106.15	53	106.15	53	0.00	200.00	93.85
5020 SERVICES	2,000.00	2,000.00	98	0.00	0	15,250.00	78	0.00	19,500.00	4,250.00
TOTAL EXPENDITURES	2,228.02	6,703,628.26	96	2,827.29	0	6,534,361.03	88	0.00	7,425,950.00	891,588.97
OTHER FINANCING SOURCES (USES)										
TOTAL OTHER FINANCING SOURCES (USES)	0.00	0.00		0.00		0.00		0.00	0.00	0.00
NET CHANGE IN FUND BALANCE	20,795.64	-38,752.67		-2,827.29		-21,593.95		0.00	0.00	21,593.95



FUND DEPT 7086-060 : TOWNSHIP MOTOR FUEL TAX - HIGHWAY

6/12/2023 10:03:49 AM

PERIOD ENDING 12/31/2022 CLOSE OF YEAR

	ACTUAL LAST YEAR			ACTUAL THIS YEAR				ENCUMBRANCE	BUDGET	UNENCUMBERED BALANCE
	CURRENT MONTH	YEAR TO DATE	%	CURRENT MONTH	%	YEAR TO DATE	%			
REVENUES										
4004 INTERGOVERNMENTAL REVENUE	291,896.54	3,290,154.71	0	0.00	0	3,159,252.36	0	0.00	0.00	-3,159,252.36
4008 INVESTMENT EARNINGS	83.32	1,327.07	0	0.00	0	74,888.00	0	0.00	0.00	-74,888.00
4009 MISCELLANEOUS REVENUES	0.00	3,633.18	0	0.00	0	318.60	0	0.00	0.00	-318.60
TOTAL REVENUES	291,979.86	3,295,114.96	0	0.00	0	3,234,458.96	0	0.00	0.00	-3,234,458.96
EXPENDITURES										
5020 SERVICES	0.00	2,336,335.35	0	0.00	0	2,319,483.43	15	0.00	15,000,000.00	12,680,516.57
TOTAL EXPENDITURES	0.00	2,336,335.35	0	0.00	0	2,319,483.43	15	0.00	15,000,000.00	12,680,516.57
NET CHANGE IN FUND BALANCE	291,979.86	958,779.61		0.00		914,975.53		0.00	-15,000,000.00	-15,914,975.53



FUND DEPT 7087-060 : TOWNSHIP BRIDGE - HIGHWAY

6/12/2023 10:03:49 AM

PERIOD ENDING 12/31/2022 CLOSE OF YEAR

	ACTUAL LAST YEAR			ACTUAL THIS YEAR				ENCUMBRANCE	BUDGET	UNENCUMBERED BALANCE
	CURRENT MONTH	YEAR TO DATE	%	CURRENT MONTH	%	YEAR TO DATE	%			
REVENUES										
4004 INTERGOVERNMENTAL REVENUE	0.00	278,698.80	0	0.00	0	767,364.50	0	0.00	0.00	-767,364.50
4008 INVESTMENT EARNINGS	4.92	80.71	0	0.00	0	8,214.89	0	0.00	0.00	-8,214.89
TOTAL REVENUES	4.92	278,779.51	0	0.00	0	775,579.39	0	0.00	0.00	-775,579.39
EXPENDITURES										
8000 CAPITAL OUTLAY	4,077.09	328,317.89	0	0.00	0	809,045.75	16	0.00	5,000,000.00	4,190,954.25
TOTAL EXPENDITURES	4,077.09	328,317.89	0	0.00	0	809,045.75	16	0.00	5,000,000.00	4,190,954.25
NET CHANGE IN FUND BALANCE	-4,072.17	-49,538.38		0.00		-33,466.36		0.00	-5,000,000.00	-4,966,533.64



FUND DEPT 7097-026 : ESTATE - COUNTY TREASURER

6/12/2023 10:03:49 AM

PERIOD ENDING 12/31/2022 CLOSE OF YEAR

	ACTUAL LAST YEAR			ACTUAL THIS YEAR				ENCUMBRANCE	BUDGET	UNENCUMBERED BALANCE
	CURRENT MONTH	YEAR TO DATE	%	CURRENT MONTH	%	YEAR TO DATE	%			
REVENUES										
4008 INVESTMENT EARNINGS	-13.10	0.00	0	0.00	0	0.00	0	0.00	0.00	0.00
TOTAL REVENUES	-13.10	0.00	0	0.00	0	0.00	0	0.00	0.00	0.00
NET CHANGE IN FUND BALANCE	-13.10	0.00		0.00		0.00		0.00	0.00	0.00



FUND DEPT 7667-026 : PROPERTY CONDEMNATIONS - COUNTY TREASURER

6/12/2023 10:03:49 AM

PERIOD ENDING 12/31/2022 CLOSE OF YEAR

	ACTUAL LAST YEAR			ACTUAL THIS YEAR				ENCUMBRANCE	BUDGET	UNENCUMBERED BALANCE
	CURRENT MONTH	YEAR TO DATE	%	CURRENT MONTH	%	YEAR TO DATE	%			
REVENUES										
4008 INVESTMENT EARNINGS	-81.36	0.00	0	0.00	0	0.00	0	0.00	0.00	0.00
TOTAL REVENUES	-81.36	0.00	0	0.00	0	0.00	0	0.00	0.00	0.00
OTHER FINANCING SOURCES (USES)										
TOTAL OTHER FINANCING SOURCES (USES)	0.00	0.00		0.00		0.00		0.00	0.00	0.00
NET CHANGE IN FUND BALANCE	-81.36	0.00		0.00		0.00		0.00	0.00	0.00



FUND DEPT 7687-040 : SHERIFF FORECLOSURES - SHERIFF

6/12/2023 10:03:49 AM

PERIOD ENDING 12/31/2022 CLOSE OF YEAR

	ACTUAL LAST YEAR			ACTUAL THIS YEAR				ENCUMBRANCE	BUDGET	UNENCUMBERED BALANCE
	CURRENT MONTH	YEAR TO DATE	%	CURRENT MONTH	%	YEAR TO DATE	%			
REVENUES										
4008 INVESTMENT EARNINGS	-130.74	0.00	0	0.00	0	0.00	0	0.00	0.00	0.00
TOTAL REVENUES	-130.74	0.00	0	0.00	0	0.00	0	0.00	0.00	0.00
OTHER FINANCING SOURCES (USES)										
6001 OTHER FINANCING SOURCES	-1,736,797.61	0.00	0	0.00	0	0.00	0	0.00	0.00	0.00
TOTAL OTHER FINANCING SOURCES (USES)	-1,736,797.61	0.00		0.00		0.00		0.00	0.00	0.00
NET CHANGE IN FUND BALANCE	-1,736,928.35	0.00		0.00		0.00		0.00	0.00	0.00



FUND DEPT 7699-020 : GARNISHMENTS - AUDITOR

6/12/2023 10:03:49 AM

PERIOD ENDING 12/31/2022 CLOSE OF YEAR

	ACTUAL LAST YEAR			ACTUAL THIS YEAR				ENCUMBRANCE	BUDGET	UNENCUMBERED BALANCE
	CURRENT MONTH	YEAR TO DATE	%	CURRENT MONTH	%	YEAR TO DATE	%			
REVENUES										
4008 INVESTMENT EARNINGS	-1.49	0.00	0	0.00	0	0.00	0	0.00	0.00	0.00
TOTAL REVENUES	-1.49	0.00	0	0.00	0	0.00	0	0.00	0.00	0.00
OTHER FINANCING SOURCES (USES)										
6001 OTHER FINANCING SOURCES	-101,856.25	0.00	0	0.00	0	0.00	0	0.00	0.00	0.00
TOTAL OTHER FINANCING SOURCES (USES)	-101,856.25	0.00		0.00		0.00		0.00	0.00	0.00
NET CHANGE IN FUND BALANCE	-101,857.74	0.00		0.00		0.00		0.00	0.00	0.00



PERIOD ENDING 12/31/2022 CLOSE OF YEAR

	ACTUAL LAST YEAR			ACTUAL THIS YEAR				ENCUMBRANCE	BUDGET	UNENCUMBERED BALANCE
	CURRENT MONTH	YEAR TO DATE	%	CURRENT MONTH	%	YEAR TO DATE	%			
REVENUES										
4004 INTERGOVERNMENTAL REVENUE	50,889.84	439,869.98	80	0.00	0	614,603.82	112	0.00	548,689.00	-65,914.82
4007 CHARGES FOR SERVICES	12,308.35	50,628.16	94	0.00	0	68,764.50	125	0.00	55,000.00	-13,764.50
4008 INVESTMENT EARNINGS	23.55	181.14	3	0.00	0	6,922.11	138 4	0.00	500.00	-6,422.11
4009 MISCELLANEOUS REVENUES	2,332.69	8,395.69	62	0.00	0	11,544.51	92	0.00	12,500.00	955.49
TOTAL REVENUES	65,554.43	499,074.97	80	0.00	0	701,834.94	114	0.00	616,689.00	-85,145.94
EXPENDITURES										
5001 SALARIES AND WAGES	7,214.84	376,246.80	100	0.00	0	395,136.85	100	0.00	396,954.30	1,817.45
5003 FRINGE BENEFITS	3,343.40	84,355.67	78	0.00	0	101,676.14	78	0.00	130,340.70	28,664.56
5010 COMMODITIES	212.67	1,422.71	28	0.00	0	2,106.06	43	0.00	4,950.00	2,843.94
5020 SERVICES	18,490.42	33,083.75	47	0.00	0	65,042.98	91	0.00	71,415.00	6,372.02
TOTAL EXPENDITURES	29,261.33	495,108.93	88	0.00	0	563,962.03	93	0.00	603,660.00	39,697.97
OTHER FINANCING SOURCES (USES)										
7001 OTHER FINANCING USES	-1,723.37	-59,921.37	99	0.00	0	-57,500.00	95	0.00	-60,750.00	-3,250.00
TOTAL OTHER FINANCING SOURCES (USES)	-1,723.37	-59,921.37		0.00		-57,500.00		0.00	-60,750.00	-3,250.00
NET CHANGE IN FUND BALANCE	34,569.73	-55,955.33		0.00		80,372.91		0.00	-47,721.00	-128,093.91



PERIOD ENDING 12/31/2022 CLOSE OF YEAR

	ACTUAL LAST YEAR			ACTUAL THIS YEAR				ENCUMBRANCE	BUDGET	UNENCUMBERED BALANCE
	CURRENT MONTH	YEAR TO DATE	%	CURRENT MONTH	%	YEAR TO DATE	%			
REVENUES										
TOTAL REVENUES	0.00	0.00	0	0.00	0	0.00	0	0.00	0.00	0.00
EXPENDITURES										
5010 COMMODITIES	0.00	3,996.75	39	0.00	0	8,172.68	74	0.00	11,100.00	2,927.32
5020 SERVICES	0.00	50,388.62	82	0.00	0	53,622.67	73	0.00	73,875.00	20,252.33
TOTAL EXPENDITURES	0.00	54,385.37	76	0.00	0	61,795.35	73	0.00	84,975.00	23,179.65
OTHER FINANCING SOURCES (USES)										
6001 OTHER FINANCING SOURCES	0.00	57,000.00	100	0.00	0	57,500.00	100	0.00	57,500.00	0.00
TOTAL OTHER FINANCING SOURCES (USES)	0.00	57,000.00		0.00		57,500.00		0.00	57,500.00	0.00
NET CHANGE IN FUND BALANCE	0.00	2,614.63		0.00		-4,295.35		0.00	-27,475.00	-23,179.65



FUND DEPT 8850-672 : GEOG INF SYS JOINT VENTUR - AERIAL PHOTOGRAPHY PROJ

6/12/2023 10:03:49 AM

PERIOD ENDING 12/31/2022 CLOSE OF YEAR

	ACTUAL LAST YEAR			ACTUAL THIS YEAR				ENCUMBRANCE	BUDGET	UNENCUMBERED BALANCE
	CURRENT MONTH	YEAR TO DATE	%	CURRENT MONTH	%	YEAR TO DATE	%			
REVENUES										
4004 INTERGOVERNMENTAL REVENUE	0.00	25,876.25	82	0.00	0	0.00	0	0.00	31,750.00	31,750.00
TOTAL REVENUES	0.00	25,876.25	82	0.00	0	0.00	0	0.00	31,750.00	31,750.00
EXPENDITURES										
TOTAL EXPENDITURES	0.00	0.00	0	0.00	0	0.00	0	0.00	0.00	0.00
NET CHANGE IN FUND BALANCE	0.00	25,876.25		0.00		0.00		0.00	31,750.00	31,750.00