



FUND DEPT 1080-000 : GENERAL CORPORATE - UNDEFINED

5/11/2022 12:09:58 PM

PERIOD ENDING 4/30/2022

	ACTUAL LAST YEAR			ACTUAL THIS YEAR				ENCUMBRANCE	BUDGET	UNENCUMBERED BALANCE
	CURRENT MONTH	YEAR TO DATE	%	CURRENT MONTH	%	YEAR TO DATE	%			
REVENUES										
TOTAL REVENUES	0.00	0.00	0	0.00	0	0.00	0	0.00	0.00	0.00
NET CHANGE IN FUND BALANCE	0.00	0.00		0.00		0.00		0.00	0.00	0.00



FUND DEPT 1080-010 : GENERAL CORPORATE - COUNTY BOARD

5/11/2022 12:09:58 PM

PERIOD ENDING 4/30/2022

	ACTUAL LAST YEAR			ACTUAL THIS YEAR				ENCUMBRANCE	BUDGET	UNENCUMBERED BALANCE
	CURRENT MONTH	YEAR TO DATE	%	CURRENT MONTH	%	YEAR TO DATE	%			
REVENUES										
4006 LICENSES AND PERMITS	1,620.00	1,620.00	6	0.00	0	0.00	0	0.00	28,000.00	28,000.00
4007 CHARGES FOR SERVICES	3.77	9.43	3	0.00	0	0.00	0	0.00	300.00	300.00
4009 MISCELLANEOUS REVENUES	0.00	0.00	0	800.00	80	800.00	80	0.00	1,000.00	200.00
4010 RENTS AND ROYALTIES	10,424.67	10,424.67	3	10,113.01	3	10,113.01	3	0.00	396,000.00	385,886.99
TOTAL REVENUES	12,048.44	12,054.10	3	10,913.01	3	10,913.01	3	0.00	425,300.00	414,386.99
EXPENDITURES										
5001 SALARIES AND WAGES	3,468.08	19,377.32	21	4,823.08	4	16,352.32	14	0.00	119,000.00	102,647.68
5003 FRINGE BENEFITS	0.00	0.00	0	0.00	0	0.00	0	0.00	4,000.00	4,000.00
5010 COMMODITIES	0.00	0.00	0	5.98	1	5.98	1	0.00	500.00	494.02
5020 SERVICES	781.63	59,687.77	48	524.54	1	43,550.70	43	0.00	101,535.00	57,984.30
TOTAL EXPENDITURES	4,249.71	79,065.09	36	5,353.60	2	59,909.00	27	0.00	225,035.00	165,126.00
NET CHANGE IN FUND BALANCE	-7,798.73	67,010.99		-5,559.41		48,995.99		0.00	-200,265.00	-249,260.99



FUND DEPT 1080-012 : GENERAL CORPORATE - TORNADO SIRENS

5/11/2022 12:09:58 PM

PERIOD ENDING 4/30/2022

	ACTUAL LAST YEAR			ACTUAL THIS YEAR				ENCUMBRANCE	BUDGET	UNENCUMBERED BALANCE
	CURRENT MONTH	YEAR TO DATE	%	CURRENT MONTH	%	YEAR TO DATE	%			
REVENUES										
4004 INTERGOVERNMENTAL REVENUE	0.00	7,102.33	65	0.00	0	3,990.00	100	0.00	4,000.00	10.00
TOTAL REVENUES	0.00	7,102.33	65	0.00	0	3,990.00	100	0.00	4,000.00	10.00
EXPENDITURES										
5020 SERVICES	0.00	3,800.00	100	0.00	0	3,990.00	100	0.00	4,000.00	10.00
8000 CAPITAL OUTLAY	7,045.00	7,045.00	100	0.00	0	0.00	0	0.00	0.00	0.00
TOTAL EXPENDITURES	7,045.00	10,845.00	99	0.00	0	3,990.00	100	0.00	4,000.00	10.00
NET CHANGE IN FUND BALANCE	7,045.00	3,742.67		0.00		0.00		0.00	0.00	0.00



FUND DEPT 1080-013 : GENERAL CORPORATE - DEBT SERVICE

5/11/2022 12:09:58 PM

PERIOD ENDING 4/30/2022

	ACTUAL LAST YEAR			ACTUAL THIS YEAR				ENCUMBRANCE	BUDGET	UNENCUMBERED BALANCE
	CURRENT MONTH	YEAR TO DATE	%	CURRENT MONTH	%	YEAR TO DATE	%			
REVENUES										
TOTAL REVENUES	0.00	0.00	0	0.00	0	0.00	0	0.00	0.00	0.00
EXPENDITURES										
TOTAL EXPENDITURES	0.00	0.00	0	0.00	0	0.00	0	0.00	0.00	0.00
OTHER FINANCING SOURCES (USES)										
TOTAL OTHER FINANCING SOURCES (USES)	0.00	0.00		0.00		0.00		0.00	0.00	0.00
NET CHANGE IN FUND BALANCE	0.00	0.00		0.00		0.00		0.00	0.00	0.00



FUND DEPT 1080-016 : GENERAL CORPORATE - ADMINISTRATIVE SERVICES

5/11/2022 12:09:58 PM

PERIOD ENDING 4/30/2022

	ACTUAL LAST YEAR			ACTUAL THIS YEAR				ENCUMBRANCE	BUDGET	UNENCUMBERED BALANCE
	CURRENT MONTH	YEAR TO DATE	%	CURRENT MONTH	%	YEAR TO DATE	%			
REVENUES										
4004 INTERGOVERNMENTAL REVENUE	267.87	4,420.17	55	0.00	0	0.00	0	0.00	7,000.00	7,000.00
4009 MISCELLANEOUS REVENUES	0.00	0.00	0	0.00	0	0.00	0	0.00	3,000.00	3,000.00
TOTAL REVENUES	267.87	4,420.17	40	0.00	0	0.00	0	0.00	10,000.00	10,000.00
EXPENDITURES										
5001 SALARIES AND WAGES	49,846.15	185,919.40	26	55,441.76	8	227,797.54	32	0.00	705,085.00	477,287.46
5010 COMMODITIES	562.74	51,505.48	21	33,149.63	10	34,268.98	11	0.00	322,265.00	287,996.02
5020 SERVICES	724.72	5,257.74	18	903.17	3	4,101.44	14	0.00	29,035.00	24,933.56
TOTAL EXPENDITURES	51,133.61	242,682.62	25	89,494.56	8	266,167.96	25	0.00	1,056,385.00	790,217.04
OTHER FINANCING SOURCES (USES)										
6001 OTHER FINANCING SOURCES	674.90	1,683.84	6	0.00	0	0.00	0	0.00	28,592.00	28,592.00
TOTAL OTHER FINANCING SOURCES (USES)	674.90	1,683.84		0.00		0.00		0.00	28,592.00	28,592.00
NET CHANGE IN FUND BALANCE	50,190.84	236,578.61		89,494.56		266,167.96		0.00	1,017,793.00	751,625.04



FUND DEPT 1080-017 : GENERAL CORPORATE - COOPERATIVE EXTENSION SRV

5/11/2022 12:09:58 PM

PERIOD ENDING 4/30/2022

	ACTUAL LAST YEAR			ACTUAL THIS YEAR				ENCUMBRANCE	BUDGET	UNENCUMBERED BALANCE
	CURRENT MONTH	YEAR TO DATE	%	CURRENT MONTH	%	YEAR TO DATE	%			
REVENUES										
4001 PROPERTY TAX	0.00	0.00	0	0.00	0	0.00	0	0.00	441,499.00	441,499.00
TOTAL REVENUES	0.00	0.00	0	0.00	0	0.00	0	0.00	441,499.00	441,499.00
EXPENDITURES										
5020 SERVICES	0.00	0.00	0	0.00	0	0.00	0	0.00	441,499.00	441,499.00
TOTAL EXPENDITURES	0.00	0.00	0	0.00	0	0.00	0	0.00	441,499.00	441,499.00
NET CHANGE IN FUND BALANCE	0.00	0.00		0.00		0.00		0.00	0.00	0.00



FUND DEPT 1080-020 : GENERAL CORPORATE - AUDITOR

5/11/2022 12:09:58 PM

PERIOD ENDING 4/30/2022

	ACTUAL LAST YEAR			ACTUAL THIS YEAR				ENCUMBRANCE	BUDGET	UNENCUMBERED BALANCE
	CURRENT MONTH	YEAR TO DATE	%	CURRENT MONTH	%	YEAR TO DATE	%			
REVENUES										
4004 INTERGOVERNMENTAL REVENUE	0.00	6,500.00	100	0.00	0	6,500.00	100	0.00	6,500.00	0.00
4007 CHARGES FOR SERVICES	0.00	0.00	0	0.00	0	0.00	0	0.00	115,000.00	115,000.00
4009 MISCELLANEOUS REVENUES	0.00	0.00	0	358.30	3	1,034.60	9	0.00	12,000.00	10,965.40
TOTAL REVENUES	0.00	6,500.00	6	358.30	0	7,534.60	6	0.00	133,500.00	125,965.40
EXPENDITURES										
5001 SALARIES AND WAGES	28,253.03	115,274.32	31	27,557.28	7	110,317.57	29	0.00	384,576.00	274,258.43
5010 COMMODITIES	7.88	70.66	2	0.00	0	149.92	4	0.00	3,648.00	3,498.08
5020 SERVICES	0.00	1,675.67	15	1,617.64	14	4,073.73	35	0.00	11,486.00	7,412.27
TOTAL EXPENDITURES	28,260.91	117,020.65	30	29,174.92	7	114,541.22	29	0.00	399,710.00	285,168.78
NET CHANGE IN FUND BALANCE	28,260.91	110,520.65		28,816.62		107,006.62		0.00	266,210.00	159,203.38



FUND DEPT 1080-021 : GENERAL CORPORATE - BOARD OF REVIEW

5/11/2022 12:09:58 PM

PERIOD ENDING 4/30/2022

	ACTUAL LAST YEAR			ACTUAL THIS YEAR				ENCUMBRANCE	BUDGET	UNENCUMBERED BALANCE
	CURRENT MONTH	YEAR TO DATE	%	CURRENT MONTH	%	YEAR TO DATE	%			
REVENUES										
TOTAL REVENUES	0.00	0.00	0	0.00	0	0.00	0	0.00	0.00	0.00
EXPENDITURES										
5001 SALARIES AND WAGES	10,131.60	38,619.50	29	10,435.80	8	41,667.15	31	0.00	135,665.00	93,997.85
5010 COMMODITIES	169.88	169.88	15	0.00	0	0.00	0	0.00	1,150.00	1,150.00
5020 SERVICES	211.56	581.56	10	0.00	0	700.00	14	0.00	4,850.00	4,150.00
TOTAL EXPENDITURES	10,513.04	39,370.94	28	10,435.80	7	42,367.15	30	0.00	141,665.00	99,297.85
NET CHANGE IN FUND BALANCE	10,513.04	39,370.94		10,435.80		42,367.15		0.00	141,665.00	99,297.85



FUND DEPT 1080-022 : GENERAL CORPORATE - COUNTY CLERK

5/11/2022 12:09:58 PM

PERIOD ENDING 4/30/2022

	ACTUAL LAST YEAR			ACTUAL THIS YEAR				ENCUMBRANCE	BUDGET	UNENCUMBERED BALANCE
	CURRENT MONTH	YEAR TO DATE	%	CURRENT MONTH	%	YEAR TO DATE	%			
REVENUES										
4004 INTERGOVERNMENTAL REVENUE	7,560.00	7,560.00	18	0.00	0	0.00	0	0.00	51,815.00	51,815.00
4006 LICENSES AND PERMITS	5,460.00	12,310.00	15	8,305.00	10	16,040.00	20	0.00	81,900.00	65,860.00
4007 CHARGES FOR SERVICES	36,130.50	90,579.90	27	32,386.95	10	83,865.10	25	0.00	340,000.00	256,134.90
4008 INVESTMENT EARNINGS	25.15	56.27	14	8.18	4	37.34	19	0.00	200.00	162.66
4009 MISCELLANEOUS REVENUES	0.00	0.00	0	0.00	0	0.00	0	0.00	20.00	20.00
TOTAL REVENUES	49,175.65	110,506.17	24	40,700.13	9	99,942.44	21	0.00	473,935.00	373,992.56
EXPENDITURES										
5001 SALARIES AND WAGES	70,402.92	262,160.74	32	58,381.50	7	218,207.54	26	0.00	852,708.00	634,500.46
5010 COMMODITIES	2,661.33	24,989.06	34	33,880.38	42	47,626.33	59	0.00	81,320.00	33,693.67
5020 SERVICES	58,570.56	144,461.94	55	1,794.01	0	101,751.34	24	0.00	416,929.00	315,177.66
8000 CAPITAL OUTLAY	21,224.50	97,664.50	99	0.00	0	2,077.92	1	0.00	225,000.00	222,922.08
TOTAL EXPENDITURES	152,859.31	529,276.24	43	94,055.89	6	369,663.13	23	0.00	1,575,957.00	1,206,293.87
OTHER FINANCING SOURCES (USES)										
TOTAL OTHER FINANCING SOURCES (USES)	0.00	0.00		0.00		0.00		0.00	0.00	0.00
NET CHANGE IN FUND BALANCE	103,683.66	418,770.07		53,355.76		269,720.69		0.00	1,102,022.00	832,301.31



FUND DEPT 1080-023 : GENERAL CORPORATE - RECORDER

5/11/2022 12:09:58 PM

PERIOD ENDING 4/30/2022

	ACTUAL LAST YEAR			ACTUAL THIS YEAR				ENCUMBRANCE	BUDGET	UNENCUMBERED BALANCE
	CURRENT MONTH	YEAR TO DATE	%	CURRENT MONTH	%	YEAR TO DATE	%			
REVENUES										
4006 LICENSES AND PERMITS	222,669.00	498,086.25	33	200,235.00	13	834,592.50	56	0.00	1,500,000.00	665,407.50
4007 CHARGES FOR SERVICES	106,608.50	397,495.50	42	75,470.50	8	300,830.00	30	0.00	1,005,000.00	704,170.00
4009 MISCELLANEOUS REVENUES	391.00	3,945.43	79	3,110.45	39	12,051.65	151	0.00	8,000.00	-4,051.65
TOTAL REVENUES	329,668.50	899,527.18	37	278,815.95	11	1,147,474.15	46	0.00	2,513,000.00	1,365,525.85
EXPENDITURES										
5001 SALARIES AND WAGES	10,443.60	49,644.72	27	11,553.54	7	41,252.32	27	0.00	155,600.00	114,347.68
5010 COMMODITIES	85,744.50	212,594.50	21	0.00	0	27.90	0	0.00	0.00	-27.90
5020 SERVICES	26,775.00	62,370.00	35	121,580.00	10	475,994.50	40	0.00	1,186,330.00	710,335.50
TOTAL EXPENDITURES	122,963.10	324,609.22	24	133,133.54	10	517,274.72	39	0.00	1,341,930.00	824,655.28
NET CHANGE IN FUND BALANCE	-206,705.40	-574,917.96		-145,682.41		-630,199.43		0.00	-1,171,070.00	-540,870.57




FUND DEPT 1080-025 : GENERAL CORPORATE - SUPERVISOR OF ASSESSMENT

5/11/2022 12:09:58 PM

PERIOD ENDING 4/30/2022

	ACTUAL LAST YEAR			ACTUAL THIS YEAR				ENCUMBRANCE	BUDGET	UNENCUMBERED BALANCE
	CURRENT MONTH	YEAR TO DATE	%	CURRENT MONTH	%	YEAR TO DATE	%			
REVENUES										
4004 INTERGOVERNMENTAL REVENUE	0.00	10,284.08	23	0.00	0	0.00	0	0.00	45,500.00	45,500.00
4009 MISCELLANEOUS REVENUES	200.00	300.00	75	400.00	133	400.00	133	0.00	300.00	-100.00
TOTAL REVENUES	200.00	10,584.08	24	400.00	1	400.00	1	0.00	45,800.00	45,400.00
EXPENDITURES										
5001 SALARIES AND WAGES	25,014.21	95,054.08	29	24,670.56	7	94,664.16	28	0.00	333,877.00	239,212.84
5010 COMMODITIES	962.11	1,787.78	32	447.71	8	1,639.45	28	0.00	5,840.00	4,200.55
5020 SERVICES	1,434.86	4,517.46	12	2,141.59	4	3,723.07	7	0.00	55,410.00	51,686.93
TOTAL EXPENDITURES	27,411.18	101,359.32	27	27,259.86	7	100,026.68	25	0.00	395,127.00	295,100.32
NET CHANGE IN FUND BALANCE	27,211.18	90,775.24		26,859.86		99,626.68		0.00	349,327.00	249,700.32



FUND DEPT 1080-026 : GENERAL CORPORATE - COUNTY TREASURER

5/11/2022 12:09:58 PM

PERIOD ENDING 4/30/2022

	ACTUAL LAST YEAR			ACTUAL THIS YEAR				ENCUMBRANCE	BUDGET	UNENCUMBERED BALANCE
	CURRENT MONTH	YEAR TO DATE	%	CURRENT MONTH	%	YEAR TO DATE	%			
REVENUES										
4001 PROPERTY TAX	460.00	1,330.00	0	0.00	0	849.83	0	0.00	670,000.00	669,150.17
4004 INTERGOVERNMENTAL REVENUE	0.00	6,441.77	39	0.00	0	0.00	0	0.00	14,000.00	14,000.00
4008 INVESTMENT EARNINGS	25.76	49.61	0	14.48	0	39.65	1	0.00	7,000.00	6,960.35
TOTAL REVENUES	485.76	7,821.38	1	14.48	0	889.48	0	0.00	691,000.00	690,110.52
EXPENDITURES										
5001 SALARIES AND WAGES	20,838.92	81,431.82	29	21,610.10	7	82,914.21	29	0.00	289,540.00	206,625.79
5010 COMMODITIES	0.00	447.66	6	571.72	9	2,266.62	36	0.00	6,260.00	3,993.38
5020 SERVICES	1,310.12	1,784.16	4	169.98	0	2,044.13	4	0.00	48,750.00	46,705.87
TOTAL EXPENDITURES	22,149.04	83,663.64	25	22,351.80	6	87,224.96	25	0.00	344,550.00	257,325.04
NET CHANGE IN FUND BALANCE	21,663.28	75,842.26		22,337.32		86,335.48		0.00	-346,450.00	-432,785.48



FUND DEPT 1080-028 : GENERAL CORPORATE - INFORMATION TECHNOLOGY (IT)

5/11/2022 12:09:58 PM

PERIOD ENDING 4/30/2022

	ACTUAL LAST YEAR			ACTUAL THIS YEAR				ENCUMBRANCE	BUDGET	UNENCUMBERED BALANCE
	CURRENT MONTH	YEAR TO DATE	%	CURRENT MONTH	%	YEAR TO DATE	%			
REVENUES										
4004 INTERGOVERNMENTAL REVENUE	0.00	2,585.00	18	400.00	8	800.00	17	0.00	4,800.00	4,000.00
4007 CHARGES FOR SERVICES	0.00	0.00	0	0.00	0	0.00	0	0.00	45,600.00	45,600.00
TOTAL REVENUES	0.00	2,585.00	4	400.00	1	800.00	2	0.00	50,400.00	49,600.00
EXPENDITURES										
5001 SALARIES AND WAGES	51,612.50	184,004.52	28	58,471.30	8	201,344.98	28	0.00	716,904.00	515,559.02
5010 COMMODITIES	5,199.03	12,523.93	17	6,557.25	9	16,691.33	23	0.00	71,716.00	55,024.67
5020 SERVICES	19,325.79	73,381.29	19	22,279.75	6	73,014.96	20	0.00	372,302.00	299,287.04
TOTAL EXPENDITURES	76,137.32	269,909.74	24	87,308.30	8	291,051.27	25	0.00	1,160,922.00	869,870.73
OTHER FINANCING SOURCES (USES)										
TOTAL OTHER FINANCING SOURCES (USES)	0.00	0.00		0.00		0.00		0.00	0.00	0.00
NET CHANGE IN FUND BALANCE	76,137.32	267,324.74		86,908.30		290,251.27		0.00	1,110,522.00	820,270.73



FUND DEPT 1080-030 : GENERAL CORPORATE - CIRCUIT CLERK

5/11/2022 12:09:58 PM

PERIOD ENDING 4/30/2022

	ACTUAL LAST YEAR			ACTUAL THIS YEAR				ENCUMBRANCE	BUDGET	UNENCUMBERED BALANCE
	CURRENT MONTH	YEAR TO DATE	%	CURRENT MONTH	%	YEAR TO DATE	%			
REVENUES										
4004 INTERGOVERNMENTAL REVENUE	0.00	2,708.33	42	0.00	0	0.00	0	0.00	6,500.00	6,500.00
4007 CHARGES FOR SERVICES	157,776.57	356,783.25	24	9,002.51	1	9,002.51	1	0.00	1,278,670.00	1,269,667.49
4008 INVESTMENT EARNINGS	113.39	1,114.21	4	851.97	0	851.97	0	0.00	0.00	-851.97
4009 MISCELLANEOUS REVENUES	1,781.19	1,781.19	0	0.00	0	0.00	0	0.00	8,000.00	8,000.00
TOTAL REVENUES	159,671.15	362,386.98	24	9,854.48	1	9,854.48	1	0.00	1,293,170.00	1,283,315.52
EXPENDITURES										
5001 SALARIES AND WAGES	91,993.93	353,016.84	28	83,503.18	7	318,840.66	26	0.00	1,211,433.00	892,592.34
5010 COMMODITIES	0.00	0.00	0	1,049.29	6	6,300.05	38	0.00	16,665.00	10,364.95
5020 SERVICES	4,549.06	8,188.23	30	1,998.06	4	9,839.39	20	0.00	48,743.00	38,903.61
TOTAL EXPENDITURES	96,542.99	361,205.07	28	86,550.53	7	334,980.10	26	0.00	1,276,841.00	941,860.90
NET CHANGE IN FUND BALANCE	-63,128.16	-1,181.91		76,696.05		325,125.62		0.00	-16,329.00	-341,454.62



FUND DEPT 1080-031 : GENERAL CORPORATE - CIRCUIT COURT

5/11/2022 12:09:58 PM

PERIOD ENDING 4/30/2022

	ACTUAL LAST YEAR			ACTUAL THIS YEAR				ENCUMBRANCE	BUDGET	UNENCUMBERED BALANCE
	CURRENT MONTH	YEAR TO DATE	%	CURRENT MONTH	%	YEAR TO DATE	%			
REVENUES										
TOTAL REVENUES	0.00	0.00	0	0.00	0	0.00	0	0.00	0.00	0.00
EXPENDITURES										
5001 SALARIES AND WAGES	47,564.78	186,430.95	30	47,979.22	8	180,024.39	29	0.00	628,073.00	448,048.61
5010 COMMODITIES	239.04	2,520.63	16	542.66	5	1,394.00	13	0.00	10,486.00	9,092.00
5020 SERVICES	35,910.98	139,335.28	27	35,641.68	10	147,187.61	40	0.00	371,145.00	223,957.39
8000 CAPITAL OUTLAY	0.00	0.00	0	0.00	0	0.00	0	24,153.35	59,048.00	59,048.00
TOTAL EXPENDITURES	83,714.80	328,286.86	28	84,163.56	8	328,606.00	31	24,153.35	1,068,752.00	740,146.00
OTHER FINANCING SOURCES (USES)										
TOTAL OTHER FINANCING SOURCES (USES)	0.00	0.00		0.00		0.00		0.00	0.00	0.00
NET CHANGE IN FUND BALANCE	83,714.80	328,286.86		84,163.56		328,606.00		24,153.35	1,068,752.00	740,146.00



FUND DEPT 1080-032 : GENERAL CORPORATE - JURY COMMISSION

5/11/2022 12:09:58 PM

PERIOD ENDING 4/30/2022

	ACTUAL LAST YEAR			ACTUAL THIS YEAR				ENCUMBRANCE	BUDGET	UNENCUMBERED BALANCE
	CURRENT MONTH	YEAR TO DATE	%	CURRENT MONTH	%	YEAR TO DATE	%			
REVENUES										
TOTAL REVENUES	0.00	0.00	0	0.00	0	0.00	0	0.00	0.00	0.00
EXPENDITURES										
5001 SALARIES AND WAGES	3,270.58	12,483.71	26	3,358.99	7	12,772.70	27	0.00	46,852.00	34,079.30
5010 COMMODITIES	97.37	737.98	16	0.00	0	1,184.04	14	0.00	8,500.00	7,315.96
5020 SERVICES	548.80	9,751.80	78	3,864.10	3	25,411.90	21	0.00	120,408.00	94,996.10
TOTAL EXPENDITURES	3,916.75	22,973.49	35	7,223.09	4	39,368.64	22	0.00	175,760.00	136,391.36
NET CHANGE IN FUND BALANCE	3,916.75	22,973.49		7,223.09		39,368.64		0.00	175,760.00	136,391.36



FUND DEPT 1080-036 : GENERAL CORPORATE - PUBLIC DEFENDER

5/11/2022 12:09:58 PM

PERIOD ENDING 4/30/2022

	ACTUAL LAST YEAR			ACTUAL THIS YEAR				ENCUMBRANCE	BUDGET	UNENCUMBERED BALANCE
	CURRENT MONTH	YEAR TO DATE	%	CURRENT MONTH	%	YEAR TO DATE	%			
REVENUES										
4004 INTERGOVERNMENTAL REVENUE	0.00	26,841.33	26	0.00	0	0.00	0	0.00	110,061.00	110,061.00
4007 CHARGES FOR SERVICES	12,471.46	25,250.83	48	2,206.00	4	2,206.00	4	0.00	55,000.00	52,794.00
TOTAL REVENUES	12,471.46	52,092.16	33	2,206.00	1	2,206.00	1	0.00	165,061.00	162,855.00
EXPENDITURES										
5001 SALARIES AND WAGES	95,794.46	361,905.18	30	85,809.84	6	381,579.50	28	0.00	1,361,308.00	979,728.50
5010 COMMODITIES	319.70	1,987.46	30	491.09	5	2,852.74	28	0.00	10,221.00	7,368.26
5020 SERVICES	2,185.54	9,846.90	54	1,028.05	5	7,743.54	34	0.00	22,815.00	15,071.46
TOTAL EXPENDITURES	98,299.70	373,739.54	30	87,328.98	6	392,175.78	28	0.00	1,394,344.00	1,002,168.22
NET CHANGE IN FUND BALANCE	85,828.24	321,647.38		85,122.98		389,969.78		0.00	1,229,283.00	839,313.22



FUND DEPT 1080-040 : GENERAL CORPORATE - SHERIFF

5/11/2022 12:09:58 PM

PERIOD ENDING 4/30/2022

	ACTUAL LAST YEAR			ACTUAL THIS YEAR				ENCUMBRANCE	BUDGET	UNENCUMBERED BALANCE
	CURRENT MONTH	YEAR TO DATE	%	CURRENT MONTH	%	YEAR TO DATE	%			
REVENUES										
4003 OTHER TAXES	428,152.58	428,152.58	112	0.00	0	0.00	0	0.00	0.00	0.00
4004 INTERGOVERNMENTAL REVENUE	4,977.92	146,911.40	15	176,345.04	15	176,345.04	15	0.00	1,173,010.00	996,664.96
4005 FINES AND FORFEITURES	6,685.15	11,008.17	37	764.00	3	764.00	3	0.00	30,000.00	29,236.00
4007 CHARGES FOR SERVICES	16,999.90	47,325.59	22	15,002.20	8	60,257.15	31	0.00	191,600.00	131,342.85
4009 MISCELLANEOUS REVENUES	1,239.99	1,979.31	20	549.00	1	38,949.00	80	0.00	48,400.00	9,451.00
TOTAL REVENUES	458,055.54	635,377.05	40	192,660.24	13	276,315.19	19	0.00	1,443,010.00	1,166,694.81
EXPENDITURES										
5001 SALARIES AND WAGES	20,277.61	76,662.86	28	21,924.40	8	82,216.53	29	0.00	281,789.00	199,572.47
5002 LAW ENFORCEMENT SALARIES	317,199.16	1,246,435.26	29	342,105.11	8	1,314,320.45	29	0.00	4,506,765.00	3,192,444.55
5003 FRINGE BENEFITS	0.00	0.00	0	0.00	0	0.00	0	0.00	330.00	330.00
5010 COMMODITIES	31,912.31	80,803.84	34	48,636.17	25	103,686.54	54	11,012.76	193,765.00	90,078.46
5020 SERVICES	626,319.02	935,912.79	66	203,445.84	20	544,489.28	53	0.00	1,026,965.00	482,475.72
8000 CAPITAL OUTLAY	0.00	0.00	0	0.00	0	50,985.00	15	107,955.00	339,885.00	288,900.00
TOTAL EXPENDITURES	995,708.10	2,339,814.75	37	616,111.52	10	2,095,697.80	33	118,967.76	6,349,499.00	4,253,801.20
OTHER FINANCING SOURCES (USES)										
TOTAL OTHER FINANCING SOURCES (USES)	0.00	0.00		0.00		0.00		0.00	0.00	0.00
NET CHANGE IN FUND BALANCE	537,652.56	1,704,437.70		423,451.28		1,819,382.61		118,967.76	4,906,489.00	3,087,106.39



FUND DEPT 1080-041 : GENERAL CORPORATE - STATES ATTORNEY

5/11/2022 12:09:58 PM

PERIOD ENDING 4/30/2022

	ACTUAL LAST YEAR			ACTUAL THIS YEAR				ENCUMBRANCE	BUDGET	UNENCUMBERED BALANCE
	CURRENT MONTH	YEAR TO DATE	%	CURRENT MONTH	%	YEAR TO DATE	%			
REVENUES										
4004 INTERGOVERNMENTAL REVENUE	7,750.00	54,032.29	26	7,750.00	4	23,250.00	11	0.00	214,435.00	191,185.00
4005 FINES AND FORFEITURES	102,303.00	185,744.82	31	62,577.60	10	62,577.60	10	0.00	610,000.00	547,422.40
4007 CHARGES FOR SERVICES	14,807.27	31,825.84	42	6,814.44	8	6,814.44	8	0.00	85,000.00	78,185.56
TOTAL REVENUES	124,860.27	271,602.95	30	77,142.04	8	92,642.04	10	0.00	909,435.00	816,792.96
EXPENDITURES										
5001 SALARIES AND WAGES	174,562.12	674,779.41	29	183,418.60	8	700,856.58	29	0.00	2,402,193.00	1,701,336.42
5003 FRINGE BENEFITS	0.00	103.60	100	0.00	0	0.00	0	0.00	0.00	0.00
5010 COMMODITIES	5,997.08	10,647.72	33	3,813.06	9	11,699.44	29	0.00	40,554.00	28,854.56
5020 SERVICES	5,504.09	63,490.86	44	6,541.63	5	67,083.02	49	0.00	136,931.00	69,847.98
TOTAL EXPENDITURES	186,063.29	749,021.59	30	193,773.29	8	779,639.04	30	0.00	2,579,678.00	1,800,038.96
OTHER FINANCING SOURCES (USES)										
TOTAL OTHER FINANCING SOURCES (USES)	0.00	0.00		0.00		0.00		0.00	0.00	0.00
NET CHANGE IN FUND BALANCE	61,203.02	477,418.64		116,631.25		686,997.00		0.00	1,670,243.00	983,246.00



FUND DEPT 1080-042 : GENERAL CORPORATE - CORONER

5/11/2022 12:09:58 PM

PERIOD ENDING 4/30/2022

	ACTUAL LAST YEAR			ACTUAL THIS YEAR				ENCUMBRANCE	BUDGET	UNENCUMBERED BALANCE
	CURRENT MONTH	YEAR TO DATE	%	CURRENT MONTH	%	YEAR TO DATE	%			
REVENUES										
4004 INTERGOVERNMENTAL REVENUE	0.00	6,500.00	58	0.00	0	6,500.00	58	0.00	11,300.00	4,800.00
4007 CHARGES FOR SERVICES	6,745.00	12,988.22	24	8,926.13	15	29,281.80	50	0.00	58,000.00	28,718.20
TOTAL REVENUES	6,745.00	19,488.22	30	8,926.13	13	35,781.80	52	0.00	69,300.00	33,518.20
EXPENDITURES										
5001 SALARIES AND WAGES	35,180.35	127,471.43	34	37,112.74	7	141,964.35	28	0.00	503,744.00	361,779.65
5003 FRINGE BENEFITS	200.00	200.00	17	0.00	0	100.00	8	0.00	1,200.00	1,100.00
5010 COMMODITIES	858.26	4,350.73	22	1,483.52	6	4,956.87	19	0.00	25,997.00	21,040.13
5020 SERVICES	15,484.68	40,415.72	21	18,098.52	9	49,422.21	25	0.00	198,938.00	149,515.79
TOTAL EXPENDITURES	51,723.29	172,437.88	29	56,694.78	8	196,443.43	27	0.00	729,879.00	533,435.57
NET CHANGE IN FUND BALANCE	44,978.29	152,949.66		47,768.65		160,661.63		0.00	660,579.00	499,917.37



FUND DEPT 1080-043 : GENERAL CORPORATE - EMERGENCY MGMT AGCY (EMA)

5/11/2022 12:09:58 PM

PERIOD ENDING 4/30/2022

	ACTUAL LAST YEAR			ACTUAL THIS YEAR				ENCUMBRANCE	BUDGET	UNENCUMBERED BALANCE
	CURRENT MONTH	YEAR TO DATE	%	CURRENT MONTH	%	YEAR TO DATE	%			
REVENUES										
4004 INTERGOVERNMENTAL REVENUE	0.00	52,082.12	86	47,615.00	79	47,615.00	79	0.00	60,500.00	12,885.00
TOTAL REVENUES	0.00	52,082.12	86	47,615.00	79	47,615.00	79	0.00	60,500.00	12,885.00
EXPENDITURES										
5001 SALARIES AND WAGES	8,967.55	37,208.91	28	10,365.20	8	38,869.49	29	0.00	135,451.00	96,581.51
5010 COMMODITIES	117.98	246.69	7	1,771.74	51	2,567.74	74	0.00	3,485.00	917.26
5020 SERVICES	1,209.70	2,984.44	11	1,656.97	6	9,474.02	33	0.00	28,607.00	19,132.98
TOTAL EXPENDITURES	10,295.23	40,440.04	25	13,793.91	8	50,911.25	30	0.00	167,543.00	116,631.75
NET CHANGE IN FUND BALANCE	10,295.23	-11,642.08		-33,821.09		3,296.25		0.00	107,043.00	103,746.75



FUND DEPT 1080-049 : GENERAL CORPORATE - BOARD OF HEALTH

5/11/2022 12:09:58 PM

PERIOD ENDING 4/30/2022

	ACTUAL LAST YEAR			ACTUAL THIS YEAR				ENCUMBRANCE	BUDGET	UNENCUMBERED BALANCE
	CURRENT MONTH	YEAR TO DATE	%	CURRENT MONTH	%	YEAR TO DATE	%			
REVENUES										
TOTAL REVENUES	0.00	0.00	0	0.00	0	0.00	0	0.00	0.00	0.00
NET CHANGE IN FUND BALANCE	0.00	0.00		0.00		0.00		0.00	0.00	0.00



FUND DEPT 1080-051 : GENERAL CORPORATE - JUVENILE DETENTION CENTER

5/11/2022 12:09:58 PM

PERIOD ENDING 4/30/2022

	ACTUAL LAST YEAR			ACTUAL THIS YEAR				ENCUMBRANCE	BUDGET	UNENCUMBERED BALANCE
	CURRENT MONTH	YEAR TO DATE	%	CURRENT MONTH	%	YEAR TO DATE	%			
REVENUES										
4004 INTERGOVERNMENTAL REVENUE	327,526.51	551,805.31	38	103,137.91	7	219,908.76	15	0.00	1,456,449.00	1,236,540.24
4007 CHARGES FOR SERVICES	2,691.00	4,194.00	0	0.00	0	0.00	0	0.00	0.00	0.00
TOTAL REVENUES	330,217.51	555,999.31	38	103,137.91	7	219,908.76	15	0.00	1,456,449.00	1,236,540.24
EXPENDITURES										
5001 SALARIES AND WAGES	100,700.16	417,546.86	26	88,100.42	6	332,512.70	21	0.00	1,593,219.00	1,260,706.30
5010 COMMODITIES	957.78	5,756.21	21	1,389.75	4	11,820.25	35	0.00	34,000.00	22,179.75
5020 SERVICES	19,008.25	67,361.84	32	18,847.65	9	67,898.36	32	0.00	213,760.00	145,861.64
TOTAL EXPENDITURES	120,666.19	490,664.91	27	108,337.82	6	412,231.31	22	0.00	1,840,979.00	1,428,747.69
OTHER FINANCING SOURCES (USES)										
TOTAL OTHER FINANCING SOURCES (USES)	0.00	0.00		0.00		0.00		0.00	0.00	0.00
NET CHANGE IN FUND BALANCE	-209,551.32	-65,334.40		5,199.91		192,322.55		0.00	384,530.00	192,207.45



FUND DEPT 1080-052 : GENERAL CORPORATE - COURT SERVICES - PROBATION

5/11/2022 12:09:58 PM

PERIOD ENDING 4/30/2022

	ACTUAL LAST YEAR			ACTUAL THIS YEAR				ENCUMBRANCE	BUDGET	UNENCUMBERED BALANCE
	CURRENT MONTH	YEAR TO DATE	%	CURRENT MONTH	%	YEAR TO DATE	%			
REVENUES										
4004 INTERGOVERNMENTAL REVENUE	195,910.26	361,446.47	40	77,447.07	8	153,834.14	16	0.00	934,365.00	780,530.86
TOTAL REVENUES	195,910.26	361,446.47	40	77,447.07	8	153,834.14	16	0.00	934,365.00	780,530.86
EXPENDITURES										
5001 SALARIES AND WAGES	122,772.29	465,739.74	27	122,936.96	7	461,379.78	27	0.00	1,689,567.00	1,228,187.22
5010 COMMODITIES	654.23	2,024.17	12	1,387.70	8	3,523.23	20	0.00	17,575.00	14,051.77
5020 SERVICES	260.36	1,472.41	15	855.31	9	1,690.20	18	0.00	9,600.00	7,909.80
TOTAL EXPENDITURES	123,686.88	469,236.32	27	125,179.97	7	466,593.21	27	0.00	1,716,742.00	1,250,148.79
OTHER FINANCING SOURCES (USES)										
TOTAL OTHER FINANCING SOURCES (USES)	0.00	0.00		0.00		0.00		0.00	0.00	0.00
NET CHANGE IN FUND BALANCE	-72,223.38	107,789.85		47,732.90		312,759.07		0.00	782,377.00	469,617.93



FUND DEPT 1080-053 : GENERAL CORPORATE - MENTAL HEALTH BOARD

5/11/2022 12:09:58 PM

PERIOD ENDING 4/30/2022

	ACTUAL LAST YEAR			ACTUAL THIS YEAR				ENCUMBRANCE	BUDGET	UNENCUMBERED BALANCE
	CURRENT MONTH	YEAR TO DATE	%	CURRENT MONTH	%	YEAR TO DATE	%			
EXPENDITURES										
TOTAL EXPENDITURES	0.00	0.00	0	0.00	0	0.00	0	0.00	0.00	0.00
NET CHANGE IN FUND BALANCE	0.00	0.00		0.00		0.00		0.00	0.00	0.00



FUND DEPT 1080-057 : GENERAL CORPORATE - DEPUTY SHERIFF MERIT COMM

5/11/2022 12:09:58 PM


PERIOD ENDING 4/30/2022

	ACTUAL LAST YEAR			ACTUAL THIS YEAR				ENCUMBRANCE	BUDGET	UNENCUMBERED BALANCE
	CURRENT MONTH	YEAR TO DATE	%	CURRENT MONTH	%	YEAR TO DATE	%			
EXPENDITURES										
5001 SALARIES AND WAGES	0.00	0.00	0	0.00	0	90.00	9	0.00	950.00	860.00
5010 COMMODITIES	0.00	0.00	0	0.00	0	0.00	0	0.00	300.00	300.00
5020 SERVICES	3,920.00	9,632.50	54	5,297.21	30	6,008.42	34	0.00	17,891.00	11,882.58
TOTAL EXPENDITURES	3,920.00	9,632.50	50	5,297.21	28	6,098.42	32	0.00	19,141.00	13,042.58
NET CHANGE IN FUND BALANCE	3,920.00	9,632.50		5,297.21		6,098.42		0.00	19,141.00	13,042.58



PERIOD ENDING 4/30/2022

	ACTUAL LAST YEAR			ACTUAL THIS YEAR				ENCUMBRANCE	BUDGET	UNENCUMBERED BALANCE
	CURRENT MONTH	YEAR TO DATE	%	CURRENT MONTH	%	YEAR TO DATE	%			
REVENUES										
4007 CHARGES FOR SERVICES	3,541.68	3,541.68	6	4,916.73	8	7,747.43	13	0.00	59,000.00	51,252.57
4009 MISCELLANEOUS REVENUES	1,549.33	4,273.55	13	6,846.48	20	9,464.30	28	0.00	34,000.00	24,535.70
4010 RENTS AND ROYALTIES	21,338.11	292,292.86	34	433,176.43	48	507,037.67	57	0.00	894,386.00	387,348.33
TOTAL REVENUES	26,429.12	300,108.09	31	444,939.64	45	524,249.40	53	0.00	987,386.00	463,136.60
EXPENDITURES										
5001 SALARIES AND WAGES	75,511.46	291,825.73	29	76,369.94	7	291,796.38	29	0.00	1,018,575.00	726,778.62
5010 COMMODITIES	14,878.23	44,278.33	39	13,542.32	11	53,607.77	45	0.00	119,053.00	65,445.23
5020 SERVICES	136,092.66	446,717.82	26	57,500.75	3	213,461.15	12	10,210.50	1,744,551.00	1,531,089.85
5050 INTEREST AND FISCAL CHARGES	0.00	0.00	0	0.00	0	0.00	0	0.00	184,275.00	184,275.00
TOTAL EXPENDITURES	226,482.35	782,821.88	26	147,413.01	5	558,865.30	18	10,210.50	3,066,454.00	2,507,588.70
OTHER FINANCING SOURCES (USES)										
6001 OTHER FINANCING SOURCES	60,846.54	127,870.28	16	0.00	0	0.00	0	0.00	800,000.00	800,000.00
7001 OTHER FINANCING USES	0.00	0.00	0	0.00	0	0.00	0	0.00	-2,150,000.00	-2,150,000.00
TOTAL OTHER FINANCING SOURCES (USES)	60,846.54	127,870.28		0.00		0.00		0.00	-1,350,000.00	-1,350,000.00
NET CHANGE IN FUND BALANCE	139,206.69	354,843.51		-297,526.63		34,615.90		10,210.50	3,429,068.00	3,394,452.10




FUND DEPT 1080-072 : GENERAL CORPORATE - ADA COMPLIANCE

5/11/2022 12:09:58 PM

PERIOD ENDING 4/30/2022

	ACTUAL LAST YEAR			ACTUAL THIS YEAR				ENCUMBRANCE	BUDGET	UNENCUMBERED BALANCE
	CURRENT MONTH	YEAR TO DATE	%	CURRENT MONTH	%	YEAR TO DATE	%			
EXPENDITURES										
TOTAL EXPENDITURES	0.00	0.00	0	0.00	0	0.00	0	0.00	0.00	0.00
NET CHANGE IN FUND BALANCE	0.00	0.00		0.00		0.00		0.00	0.00	0.00



FUND DEPT 1080-075 : GENERAL CORPORATE - GENERAL COUNTY

5/11/2022 12:09:58 PM

PERIOD ENDING 4/30/2022

	ACTUAL LAST YEAR			ACTUAL THIS YEAR				ENCUMBRANCE	BUDGET	UNENCUMBERED BALANCE
	CURRENT MONTH	YEAR TO DATE	%	CURRENT MONTH	%	YEAR TO DATE	%			
REVENUES										
4001 PROPERTY TAX	0.00	0.00	0	0.00	0	0.00	0	0.00	13,339,312.00	13,339,312.00
4002 LOCAL SALES TAX	1,909.33	6,149.47	11	0.00	0	0.00	0	0.00	56,000.00	56,000.00
4003 OTHER TAXES	0.00	0.00	0	2,422.09	24	2,422.09	24	0.00	10,000.00	7,577.91
4004 INTERGOVERNMENTAL REVENUE	121,111.31	1,345,814.27	11	8,391.52	0	26,488.67	0	0.00	15,331,980.00	15,305,491.33
4007 CHARGES FOR SERVICES	920.00	2,540.00	8	0.00	0	0.00	0	0.00	30,000.00	30,000.00
4008 INVESTMENT EARNINGS	359.98	1,781.99	9	0.00	0	0.00	0	0.00	10,000.00	10,000.00
4009 MISCELLANEOUS REVENUES	0.00	0.00	0	800.00	0	800.00	0	0.00	0.00	-800.00
TOTAL REVENUES	124,300.62	1,356,285.73	5	11,613.61	0	29,710.76	0	0.00	28,777,292.00	28,747,581.24
EXPENDITURES										
5003 FRINGE BENEFITS	249,462.47	999,716.89	29	254,107.74	8	761,166.34	23	0.00	3,300,000.00	2,538,833.66
5020 SERVICES	10,245.87	72,913.55	21	23,610.00	4	115,620.00	18	0.00	625,090.00	509,470.00
5050 INTEREST AND FISCAL CHARGES	0.00	0.00	0	0.00	0	0.00	0	0.00	1,500.00	1,500.00
TOTAL EXPENDITURES	259,708.34	1,072,630.44	29	277,717.74	7	876,786.34	22	0.00	3,926,590.00	3,049,803.66
OTHER FINANCING SOURCES (USES)										
6001 OTHER FINANCING SOURCES	0.00	0.00	0	0.00	0	0.00	0	0.00	109,196.00	109,196.00
7001 OTHER FINANCING USES	0.00	-1,000,000.00	50	0.00	0	0.00	0	0.00	-5,007,674.00	-5,007,674.00
TOTAL OTHER FINANCING SOURCES (USES)	0.00	-1,000,000.00		0.00		0.00		0.00	-4,898,478.00	-4,898,478.00
NET CHANGE IN FUND BALANCE	135,407.72	716,344.71		266,104.13		847,075.58		0.00	-19,952,224.00	-20,799,299.58



FUND DEPT 1080-077 : GENERAL CORPORATE - ZONING AND ENFORCE (P&Z)

5/11/2022 12:09:58 PM

PERIOD ENDING 4/30/2022

	ACTUAL LAST YEAR			ACTUAL THIS YEAR				ENCUMBRANCE	BUDGET	UNENCUMBERED BALANCE
	CURRENT MONTH	YEAR TO DATE	%	CURRENT MONTH	%	YEAR TO DATE	%			
REVENUES										
4006 LICENSES AND PERMITS	-52.00	9,153.00	21	1,498.00	1	8,275.00	4	0.00	217,006.00	208,731.00
4007 CHARGES FOR SERVICES	0.00	3,300.00	36	2,220.00	17	2,520.00	20	0.00	12,722.00	10,202.00
4009 MISCELLANEOUS REVENUES	0.00	1,500.00	750	0.00	0	0.00	0	0.00	2,000.00	2,000.00
TOTAL REVENUES	-52.00	13,953.00	26	3,718.00	2	10,795.00	5	0.00	231,728.00	220,933.00
EXPENDITURES										
5001 SALARIES AND WAGES	26,799.23	102,375.59	23	31,533.53	6	121,874.77	24	0.00	509,109.00	387,234.23
5010 COMMODITIES	51.13	1,671.59	34	446.80	9	2,249.72	46	0.00	4,866.00	2,616.28
5020 SERVICES	370.25	3,345.86	16	1,146.04	6	2,478.51	12	0.00	20,776.00	18,297.49
TOTAL EXPENDITURES	27,220.61	107,393.04	23	33,126.37	6	126,603.00	24	0.00	534,751.00	408,148.00
NET CHANGE IN FUND BALANCE	27,272.61	93,440.04		29,408.37		115,808.00		0.00	303,023.00	187,215.00



FUND DEPT 1080-124 : GENERAL CORPORATE - REGIONAL OFFICE EDUCATION

5/11/2022 12:09:58 PM

PERIOD ENDING 4/30/2022

	ACTUAL LAST YEAR			ACTUAL THIS YEAR				ENCUMBRANCE	BUDGET	UNENCUMBERED BALANCE
	CURRENT MONTH	YEAR TO DATE	%	CURRENT MONTH	%	YEAR TO DATE	%			
EXPENDITURES										
5020 SERVICES	38,635.12	77,270.25	33	0.00	0	78,074.04	33	0.00	234,222.00	156,147.96
TOTAL EXPENDITURES	38,635.12	77,270.25	33	0.00	0	78,074.04	33	0.00	234,222.00	156,147.96
NET CHANGE IN FUND BALANCE	38,635.12	77,270.25		0.00		78,074.04		0.00	234,222.00	156,147.96



FUND DEPT 1080-127 : GENERAL CORPORATE - VETERANS ASSISTNC COMMISSN

5/11/2022 12:09:58 PM

PERIOD ENDING 4/30/2022

	ACTUAL LAST YEAR			ACTUAL THIS YEAR				ENCUMBRANCE	BUDGET	UNENCUMBERED BALANCE
	CURRENT MONTH	YEAR TO DATE	%	CURRENT MONTH	%	YEAR TO DATE	%			
REVENUES										
4009 MISCELLANEOUS REVENUES	0.00	548.00	0	0.00	0	0.00	0	0.00	0.00	0.00
TOTAL REVENUES	0.00	548.00	0	0.00	0	0.00	0	0.00	0.00	0.00
EXPENDITURES										
5001 SALARIES AND WAGES	3,574.08	13,179.42	28	3,680.64	8	13,572.36	28	0.00	48,318.00	34,745.64
5020 SERVICES	6,424.45	28,613.48	35	7,649.00	9	29,834.00	34	0.00	88,631.00	58,797.00
TOTAL EXPENDITURES	9,998.53	41,792.90	32	11,329.64	8	43,406.36	32	0.00	136,949.00	93,542.64
NET CHANGE IN FUND BALANCE	9,998.53	41,244.90		11,329.64		43,406.36		0.00	136,949.00	93,542.64



FUND DEPT 1080-130 : GENERAL CORPORATE - CIRC CLK SUPPORT ENFORCE

5/11/2022 12:09:58 PM

PERIOD ENDING 4/30/2022

	ACTUAL LAST YEAR			ACTUAL THIS YEAR				ENCUMBRANCE	BUDGET	UNENCUMBERED BALANCE
	CURRENT MONTH	YEAR TO DATE	%	CURRENT MONTH	%	YEAR TO DATE	%			
REVENUES										
4004 INTERGOVERNMENTAL REVENUE	0.00	3,465.00	13	0.00	0	0.00	0	0.00	12,896.00	12,896.00
TOTAL REVENUES	0.00	3,465.00	13	0.00	0	0.00	0	0.00	12,896.00	12,896.00
EXPENDITURES										
5001 SALARIES AND WAGES	3,197.01	12,169.11	30	0.00	0	0.00	0	0.00	12,896.00	12,896.00
TOTAL EXPENDITURES	3,197.01	12,169.11	30	0.00	0	0.00	0	0.00	12,896.00	12,896.00
OTHER FINANCING SOURCES (USES)										
TOTAL OTHER FINANCING SOURCES (USES)	0.00	0.00		0.00		0.00		0.00	0.00	0.00
NET CHANGE IN FUND BALANCE	3,197.01	8,704.11		0.00		0.00		0.00	0.00	0.00



FUND DEPT 1080-140 : GENERAL CORPORATE - CORRECTIONAL CENTER

5/11/2022 12:09:58 PM

PERIOD ENDING 4/30/2022

	ACTUAL LAST YEAR			ACTUAL THIS YEAR				ENCUMBRANCE	BUDGET	UNENCUMBERED BALANCE
	CURRENT MONTH	YEAR TO DATE	%	CURRENT MONTH	%	YEAR TO DATE	%			
REVENUES										
4004 INTERGOVERNMENTAL REVENUE	0.00	7,877.77	7	0.00	0	317,135.00	101	0.00	312,540.00	-4,595.00
4007 CHARGES FOR SERVICES	47,581.15	122,108.63	25	31,347.39	7	31,347.39	7	0.00	422,875.00	391,527.61
4009 MISCELLANEOUS REVENUES	489.34	3,291.97	13	0.00	0	2,400.00	11	0.00	22,500.00	20,100.00
TOTAL REVENUES	48,070.49	133,278.37	21	31,347.39	4	350,882.39	46	0.00	757,915.00	407,032.61
EXPENDITURES										
5001 SALARIES AND WAGES	233,643.23	884,042.31	31	243,731.78	8	913,277.05	29	0.00	3,175,297.00	2,262,019.95
5002 LAW ENFORCEMENT SALARIES	155,425.95	601,151.46	26	152,449.96	7	577,632.60	27	0.00	2,117,885.00	1,540,252.40
5003 FRINGE BENEFITS	0.00	303.75	76	272.00	69	272.00	69	0.00	395.00	123.00
5010 COMMODITIES	12,537.39	58,680.03	22	25,626.61	10	67,613.47	25	0.00	265,275.00	197,661.53
5020 SERVICES	117,768.87	464,892.69	33	268,259.62	10	833,648.07	32	0.00	2,621,935.00	1,788,286.93
TOTAL EXPENDITURES	519,375.44	2,009,070.24	29	690,339.97	8	2,392,443.19	29	0.00	8,180,787.00	5,788,343.81
OTHER FINANCING SOURCES (USES)										
6001 OTHER FINANCING SOURCES	0.00	0.00	0	0.00	0	0.00	0	0.00	1,096,056.00	1,096,056.00
TOTAL OTHER FINANCING SOURCES (USES)	0.00	0.00		0.00		0.00		0.00	1,096,056.00	1,096,056.00
NET CHANGE IN FUND BALANCE	471,304.95	1,875,791.87		658,992.58		2,041,560.80		0.00	6,326,816.00	4,285,255.20




FUND DEPT 1080-141 : GENERAL CORPORATE - STS ATTY SUPPORT ENFORCE

5/11/2022 12:09:58 PM

PERIOD ENDING 4/30/2022

	ACTUAL LAST YEAR			ACTUAL THIS YEAR				ENCUMBRANCE	BUDGET	UNENCUMBERED BALANCE
	CURRENT MONTH	YEAR TO DATE	%	CURRENT MONTH	%	YEAR TO DATE	%			
REVENUES										
4004 INTERGOVERNMENTAL REVENUE	71,726.24	95,406.77	30	25,436.29	8	25,436.29	8	0.00	324,550.00	299,113.71
TOTAL REVENUES	71,726.24	95,406.77	30	25,436.29	8	25,436.29	8	0.00	324,550.00	299,113.71
EXPENDITURES										
5001 SALARIES AND WAGES	14,230.75	55,700.08	22	18,397.63	8	68,991.16	30	0.00	229,377.00	160,385.84
5003 FRINGE BENEFITS	6,400.70	19,824.51	21	7,710.11	9	21,430.18	24	0.00	88,706.00	67,275.82
5010 COMMODITIES	31.91	349.61	4	87.70	1	564.57	6	0.00	9,030.00	8,465.43
5020 SERVICES	41.44	1,007.77	3	899.30	3	1,143.65	4	0.00	28,470.00	27,326.35
TOTAL EXPENDITURES	20,704.80	76,881.97	20	27,094.74	8	92,129.56	26	0.00	355,583.00	263,453.44
NET CHANGE IN FUND BALANCE	-51,021.44	-18,524.80		1,658.45		66,693.27		0.00	31,033.00	-35,660.27



FUND DEPT 2075-100 : REGIONAL PLANNING COMM - REGIONAL PLANNING COMMISSION

5/11/2022 12:09:58 PM

PERIOD ENDING 4/30/2022

	ACTUAL LAST YEAR			ACTUAL THIS YEAR				ENCUMBRANCE	BUDGET	UNENCUMBERED BALANCE
	CURRENT MONTH	YEAR TO DATE	%	CURRENT MONTH	%	YEAR TO DATE	%			
REVENUES										
4004 INTERGOVERNMENTAL REVENUE	1,006,450.61	9,564,190.93	45	1,170,204.50	4	5,187,928.12	18	0.00	28,317,014.00	23,129,085.88
4007 CHARGES FOR SERVICES	123,222.78	441,158.24	26	126,601.69	7	279,986.28	16	0.00	1,711,700.00	1,431,713.72
4008 INVESTMENT EARNINGS	531.78	1,240.63	6	0.32	0	0.67	0	0.00	5,000.00	4,999.33
4009 MISCELLANEOUS REVENUES	0.00	40,000.00	54	0.00	0	0.00	0	0.00	86,500.00	86,500.00
TOTAL REVENUES	1,130,205.17	10,046,589.80	44	1,296,806.51	4	5,467,915.07	18	0.00	30,120,214.00	24,652,298.93
EXPENDITURES										
5001 SALARIES AND WAGES	381,128.02	1,455,139.14	24	428,657.82	6	1,602,735.45	21	0.00	7,662,187.79	6,059,452.34
5003 FRINGE BENEFITS	156,867.25	458,016.64	37	149,498.60	9	406,306.87	24	0.00	1,701,445.00	1,295,138.13
5010 COMMODITIES	13,479.26	53,144.68	10	8,046.20	2	39,694.34	12	0.00	327,373.00	287,678.66
5020 SERVICES	1,414,840.65	3,782,187.76	27	909,634.24	5	4,294,676.65	21	47,802.50	20,189,046.21	15,894,369.56
8000 CAPITAL OUTLAY	0.00	0.00	0	0.00	0	0.00	0	158,975.00	248,975.00	248,975.00
TOTAL EXPENDITURES	1,966,315.18	5,748,488.22	26	1,495,836.86	5	6,343,413.31	21	206,777.50	30,129,027.00	23,785,613.69
OTHER FINANCING SOURCES (USES)										
6001 OTHER FINANCING SOURCES	9,512.10	46,148.15	14	38,472.34	9	54,655.90	12	0.00	437,493.00	382,837.10
7001 OTHER FINANCING USES	-7,139.61	-33,893.54	6	-38,472.34	12	-53,474.04	17	0.00	-320,715.00	-267,240.96
TOTAL OTHER FINANCING SOURCES (USES)	2,372.49	12,254.61		0.00		1,181.86		0.00	116,778.00	115,596.14
NET CHANGE IN FUND BALANCE	833,737.52	-4,310,356.19		199,030.35		874,316.38		206,777.50	-107,965.00	-982,281.38



FUND DEPT 2076-011 : TORT IMMUNITY TAX FUND - SOLID WASTE MGMT

5/11/2022 12:09:58 PM

PERIOD ENDING 4/30/2022

	ACTUAL LAST YEAR			ACTUAL THIS YEAR				ENCUMBRANCE	BUDGET	UNENCUMBERED BALANCE
	CURRENT MONTH	YEAR TO DATE	%	CURRENT MONTH	%	YEAR TO DATE	%			
EXPENDITURES										
TOTAL EXPENDITURES	0.00	0.00	0	0.00	0	0.00	0	0.00	0.00	0.00
NET CHANGE IN FUND BALANCE	0.00	0.00		0.00		0.00		0.00	0.00	0.00



FUND DEPT 2076-075 : TORT IMMUNITY TAX FUND - GENERAL COUNTY

5/11/2022 12:09:58 PM

PERIOD ENDING 4/30/2022

	ACTUAL LAST YEAR			ACTUAL THIS YEAR				ENCUMBRANCE	BUDGET	UNENCUMBERED BALANCE
	CURRENT MONTH	YEAR TO DATE	%	CURRENT MONTH	%	YEAR TO DATE	%			
REVENUES										
4001 PROPERTY TAX	0.00	0.00	0	0.00	0	0.00	0	0.00	3,643,009.00	3,643,009.00
4003 OTHER TAXES	0.00	0.00	0	0.00	0	0.00	0	0.00	2,000.00	2,000.00
4008 INVESTMENT EARNINGS	0.00	5.07	0	0.00	0	0.00	0	0.00	0.00	0.00
TOTAL REVENUES	0.00	5.07	0	0.00	0	0.00	0	0.00	3,645,009.00	3,645,009.00
EXPENDITURES										
5003 FRINGE BENEFITS	153,466.19	290,808.95	27	77,389.56	7	231,849.41	21	0.00	1,100,000.00	868,150.59
5020 SERVICES	0.00	0.00	0	0.00	0	0.00	0	0.00	1,200,000.00	1,200,000.00
TOTAL EXPENDITURES	153,466.19	290,808.95	13	77,389.56	3	231,849.41	10	0.00	2,300,000.00	2,068,150.59
OTHER FINANCING SOURCES (USES)										
TOTAL OTHER FINANCING SOURCES (USES)	0.00	0.00		0.00		0.00		0.00	0.00	0.00
NET CHANGE IN FUND BALANCE	153,466.19	290,803.88		77,389.56		231,849.41		0.00	-1,345,009.00	-1,576,858.41



FUND DEPT 2083-060 : COUNTY HIGHWAY - HIGHWAY

5/11/2022 12:09:58 PM

PERIOD ENDING 4/30/2022

	ACTUAL LAST YEAR			ACTUAL THIS YEAR				ENCUMBRANCE	BUDGET	UNENCUMBERED BALANCE
	CURRENT MONTH	YEAR TO DATE	%	CURRENT MONTH	%	YEAR TO DATE	%			
REVENUES										
4001 PROPERTY TAX	0.00	0.00	0	0.00	0	0.00	0	0.00	2,941,601.00	2,941,601.00
4004 INTERGOVERNMENTAL REVENUE	0.00	12,328.75	5	0.00	0	-5,412.19	-2	0.00	250,000.00	255,412.19
4007 CHARGES FOR SERVICES	2,574.04	12,100.75	2	11,469.22	2	18,892.36	3	0.00	555,000.00	536,107.64
4008 INVESTMENT EARNINGS	460.51	1,436.98	10	0.00	0	0.00	0	0.00	3,000.00	3,000.00
4009 MISCELLANEOUS REVENUES	250.00	1,339.80	0	100.00	0	500.40	0	0.00	0.00	-500.40
TOTAL REVENUES	3,284.55	27,206.28	1	11,569.22	0	13,980.57	0	0.00	3,749,601.00	3,735,620.43
EXPENDITURES										
5001 SALARIES AND WAGES	110,732.26	484,599.15	32	104,928.99	7	425,092.96	27	0.00	1,554,264.00	1,129,171.04
5003 FRINGE BENEFITS	52,250.00	159,527.28	27	42,413.83	8	121,512.09	22	0.00	554,589.00	433,076.91
5010 COMMODITIES	22,719.36	76,712.56	35	17,017.24	7	70,912.97	30	0.00	234,000.00	163,087.03
5020 SERVICES	73,715.11	202,799.36	34	27,302.56	4	174,920.93	28	0.00	621,960.40	447,039.47
8000 CAPITAL OUTLAY	0.00	250,522.70	40	0.00	0	15,888.43	2	249,832.00	710,000.00	694,111.57
TOTAL EXPENDITURES	259,416.73	1,174,161.05	33	191,662.62	5	808,327.38	22	249,832.00	3,674,813.40	2,866,486.02
OTHER FINANCING SOURCES (USES)										
6001 OTHER FINANCING SOURCES	0.00	0.00	0	0.00	0	0.00	0	0.00	47,000.00	47,000.00
7001 OTHER FINANCING USES	0.00	-12,675.05	8	0.00	0	0.00	0	0.00	-121,539.60	-121,539.60
TOTAL OTHER FINANCING SOURCES (USES)	0.00	-12,675.05		0.00		0.00		0.00	-74,539.60	-74,539.60
NET CHANGE IN FUND BALANCE	256,132.18	1,159,629.82		180,093.40		794,346.81		249,832.00	-248.00	-794,594.81



FUND DEPT 2083-062 : COUNTY HIGHWAY - HIGHWAY BUILDING CAPITAL

5/11/2022 12:09:58 PM

PERIOD ENDING 4/30/2022

	ACTUAL LAST YEAR			ACTUAL THIS YEAR				ENCUMBRANCE	BUDGET	UNENCUMBERED BALANCE
	CURRENT MONTH	YEAR TO DATE	%	CURRENT MONTH	%	YEAR TO DATE	%			
REVENUES										
TOTAL REVENUES	0.00	0.00	0	0.00	0	0.00	0	0.00	0.00	0.00
EXPENDITURES										
5020 SERVICES	0.00	0.00	0	0.00	0	0.00	0	0.00	100,000.00	100,000.00
8000 CAPITAL OUTLAY	0.00	0.00	0	0.00	0	0.00	0	0.00	274,150.50	274,150.50
TOTAL EXPENDITURES	0.00	0.00	0	0.00	0	0.00	0	0.00	374,150.50	374,150.50
OTHER FINANCING SOURCES (USES)										
6001 OTHER FINANCING SOURCES	0.00	0.00	0	0.00	0	0.00	0	0.00	116,000.00	116,000.00
TOTAL OTHER FINANCING SOURCES (USES)	0.00	0.00		0.00		0.00		0.00	116,000.00	116,000.00
NET CHANGE IN FUND BALANCE	0.00	0.00		0.00		0.00		0.00	258,150.50	258,150.50



FUND DEPT 2084-060 : COUNTY BRIDGE - HIGHWAY

5/11/2022 12:09:58 PM

PERIOD ENDING 4/30/2022

	ACTUAL LAST YEAR			ACTUAL THIS YEAR				ENCUMBRANCE	BUDGET	UNENCUMBERED BALANCE
	CURRENT MONTH	YEAR TO DATE	%	CURRENT MONTH	%	YEAR TO DATE	%			
REVENUES										
4001 PROPERTY TAX	0.00	0.00	0	0.00	0	0.00	0	0.00	1,477,663.00	1,477,663.00
4004 INTERGOVERNMENTAL REVENUE	0.00	2,222.50	1	0.00	0	90,367.43	181	0.00	50,000.00	-40,367.43
4008 INVESTMENT EARNINGS	288.65	874.06	0	0.00	0	0.00	0	0.00	2,000.00	2,000.00
TOTAL REVENUES	288.65	3,096.56	0	0.00	0	90,367.43	6	0.00	1,529,663.00	1,439,295.57
EXPENDITURES										
5020 SERVICES	6,973.54	31,567.62	20	32,026.61	12	40,440.22	15	0.00	266,413.62	225,973.40
8000 CAPITAL OUTLAY	3,379.93	35,389.08	2	1,500.00	0	122,568.80	10	0.00	1,260,000.00	1,137,431.20
TOTAL EXPENDITURES	10,353.47	66,956.70	4	33,526.61	2	163,009.02	11	0.00	1,526,413.62	1,363,404.60
OTHER FINANCING SOURCES (USES)										
7001 OTHER FINANCING USES	0.00	-1,863.69	27	0.00	0	0.00	0	0.00	-1,586.38	-1,586.38
TOTAL OTHER FINANCING SOURCES (USES)	0.00	-1,863.69		0.00		0.00		0.00	-1,586.38	-1,586.38
NET CHANGE IN FUND BALANCE	10,064.82	65,723.83		33,526.61		72,641.59		0.00	-1,663.00	-74,304.59



FUND DEPT 2085-060 : COUNTY MOTOR FUEL TAX - HIGHWAY

5/11/2022 12:09:58 PM

PERIOD ENDING 4/30/2022

	ACTUAL LAST YEAR			ACTUAL THIS YEAR				ENCUMBRANCE	BUDGET	UNENCUMBERED BALANCE
	CURRENT MONTH	YEAR TO DATE	%	CURRENT MONTH	%	YEAR TO DATE	%			
REVENUES										
4004 INTERGOVERNMENTAL REVENUE	77,799.50	77,799.50	2	302,341.50	8	1,761,704.47	46	0.00	3,832,136.00	2,070,431.53
4007 CHARGES FOR SERVICES	0.00	15,286.95	0	0.00	0	1,093.21	0	0.00	0.00	-1,093.21
4008 INVESTMENT EARNINGS	569.16	1,738.42	3	0.00	0	0.00	0	0.00	5,000.00	5,000.00
4009 MISCELLANEOUS REVENUES	480.00	480.00	0	0.00	0	0.00	0	0.00	0.00	0.00
TOTAL REVENUES	78,848.66	95,304.87	3	302,341.50	8	1,762,797.68	46	0.00	3,837,136.00	2,074,338.32
EXPENDITURES										
5001 SALARIES AND WAGES	13,181.08	52,664.48	31	13,549.08	8	54,196.42	31	0.00	175,226.00	121,029.58
5020 SERVICES	24,063.09	165,844.55	11	81,948.68	5	286,438.99	18	0.00	1,573,000.00	1,286,561.01
8000 CAPITAL OUTLAY	0.00	14,370.00	1	0.00	0	0.00	0	0.00	100,000.00	100,000.00
TOTAL EXPENDITURES	37,244.17	232,879.03	9	95,497.76	5	340,635.41	18	0.00	1,848,226.00	1,507,590.59
NET CHANGE IN FUND BALANCE	-41,604.49	137,574.16		-206,843.74		-1,422,162.27		0.00	-1,988,910.00	-566,747.73



FUND DEPT 2088-044 : ILL.MUNICIPAL RETIREMENT - NURSING HOME

5/11/2022 12:09:58 PM

PERIOD ENDING 4/30/2022

	ACTUAL LAST YEAR			ACTUAL THIS YEAR				ENCUMBRANCE	BUDGET	UNENCUMBERED BALANCE
	CURRENT MONTH	YEAR TO DATE	%	CURRENT MONTH	%	YEAR TO DATE	%			
EXPENDITURES										
TOTAL EXPENDITURES	0.00	0.00	0	0.00	0	0.00	0	0.00	0.00	0.00
OTHER FINANCING SOURCES (USES)										
TOTAL OTHER FINANCING SOURCES (USES)	0.00	0.00		0.00		0.00		0.00	0.00	0.00
NET CHANGE IN FUND BALANCE	0.00	0.00		0.00		0.00		0.00	0.00	0.00



FUND DEPT 2088-073 : ILL.MUNICIPAL RETIREMENT - ILL.MUNICIPAL RETIREMENT

5/11/2022 12:09:58 PM

PERIOD ENDING 4/30/2022

	ACTUAL LAST YEAR			ACTUAL THIS YEAR				ENCUMBRANCE	BUDGET	UNENCUMBERED BALANCE
	CURRENT MONTH	YEAR TO DATE	%	CURRENT MONTH	%	YEAR TO DATE	%			
REVENUES										
4001 PROPERTY TAX	0.00	0.00	0	0.00	0	0.00	0	0.00	2,872,498.00	2,872,498.00
4004 INTERGOVERNMENTAL REVENUE	0.00	124,000.00	100	0.00	0	0.00	0	0.00	124,000.00	124,000.00
4008 INVESTMENT EARNINGS	72.96	228.42	5	0.00	0	0.00	0	0.00	850.00	850.00
TOTAL REVENUES	72.96	124,228.42	4	0.00	0	0.00	0	0.00	2,997,348.00	2,997,348.00
EXPENDITURES										
5003 FRINGE BENEFITS	288,102.62	1,125,702.66	29	178,806.44	4	724,599.57	18	0.00	3,993,045.00	3,268,445.43
TOTAL EXPENDITURES	288,102.62	1,125,702.66	29	178,806.44	4	724,599.57	18	0.00	3,993,045.00	3,268,445.43
OTHER FINANCING SOURCES (USES)										
6001 OTHER FINANCING SOURCES	36,898.13	210,361.14	23	0.00	0	6,302.44	1	0.00	996,547.00	990,244.56
TOTAL OTHER FINANCING SOURCES (USES)	36,898.13	210,361.14		0.00		6,302.44		0.00	996,547.00	990,244.56
NET CHANGE IN FUND BALANCE	251,131.53	791,113.10		178,806.44		718,297.13		0.00	-850.00	-719,147.13



FUND DEPT 2089-018 : COUNTY PUBLIC HEALTH FUND - C-U PUBLIC HEALTH DISTRICT

5/11/2022 12:09:58 PM

PERIOD ENDING 4/30/2022

	ACTUAL LAST YEAR			ACTUAL THIS YEAR				ENCUMBRANCE	BUDGET	UNENCUMBERED BALANCE
	CURRENT MONTH	YEAR TO DATE	%	CURRENT MONTH	%	YEAR TO DATE	%			
REVENUES										
4001 PROPERTY TAX	0.00	0.00	0	0.00	0	0.00	0	0.00	775,400.00	775,400.00
4003 OTHER TAXES	0.00	0.00	0	0.00	0	2,343.80	234	0.00	1,000.00	-1,343.80
TOTAL REVENUES	0.00	0.00	0	0.00	0	2,343.80	0	0.00	776,400.00	774,056.20
EXPENDITURES										
5020 SERVICES	0.00	0.00	0	0.00	0	0.00	0	0.00	776,400.00	776,400.00
TOTAL EXPENDITURES	0.00	0.00	0	0.00	0	0.00	0	0.00	776,400.00	776,400.00
NET CHANGE IN FUND BALANCE	0.00	0.00		0.00		-2,343.80		0.00	0.00	2,343.80



FUND DEPT 2089-049 : COUNTY PUBLIC HEALTH FUND - BOARD OF HEALTH

5/11/2022 12:09:58 PM

PERIOD ENDING 4/30/2022

	ACTUAL LAST YEAR			ACTUAL THIS YEAR				ENCUMBRANCE	BUDGET	UNENCUMBERED BALANCE
	CURRENT MONTH	YEAR TO DATE	%	CURRENT MONTH	%	YEAR TO DATE	%			
REVENUES										
4001 PROPERTY TAX	0.00	0.00	0	0.00	0	0.00	0	0.00	620,916.00	620,916.00
4003 OTHER TAXES	0.00	433,671.59	30	0.00	0	0.00	0	0.00	0.00	0.00
4004 INTERGOVERNMENTAL REVENUE	298,195.04	299,128.02	104	66,831.24	5	553,096.04	42	0.00	1,316,691.00	763,594.96
4006 LICENSES AND PERMITS	2,662.50	68,575.00	59	3,575.00	3	29,539.00	21	0.00	139,725.00	110,186.00
4008 INVESTMENT EARNINGS	27.44	87.86	2	0.00	0	0.00	0	0.00	214.00	214.00
4009 MISCELLANEOUS REVENUES	245.00	833.00	32	1,131.27	44	278,131.27	108 22	0.00	2,570.00	-275,561.27
TOTAL REVENUES	301,129.98	802,295.47	33	71,537.51	3	860,766.31	41	0.00	2,080,116.00	1,219,349.69
EXPENDITURES										
5020 SERVICES	702,799.88	791,318.64	32	4,166.66	0	170,760.86	7	0.00	2,298,916.00	2,128,155.14
TOTAL EXPENDITURES	702,799.88	791,318.64	32	4,166.66	0	170,760.86	7	0.00	2,298,916.00	2,128,155.14
OTHER FINANCING SOURCES (USES)										
7001 OTHER FINANCING USES	0.00	-2,686.00	22	0.00	0	0.00	0	0.00	-1,161.00	-1,161.00
TOTAL OTHER FINANCING SOURCES (USES)	0.00	-2,686.00		0.00		0.00		0.00	-1,161.00	-1,161.00
NET CHANGE IN FUND BALANCE	401,669.90	-8,290.83		-67,370.85		-690,005.45		0.00	219,961.00	909,966.45



FUND DEPT 2090-053 : MENTAL HEALTH - MENTAL HEALTH BOARD

5/11/2022 12:09:58 PM

PERIOD ENDING 4/30/2022

	ACTUAL LAST YEAR			ACTUAL THIS YEAR				ENCUMBRANCE	BUDGET	UNENCUMBERED BALANCE
	CURRENT MONTH	YEAR TO DATE	%	CURRENT MONTH	%	YEAR TO DATE	%			
REVENUES										
4001 PROPERTY TAX	0.00	0.00	0	0.00	0	0.00	0	0.00	5,501,918.00	5,501,918.00
4003 OTHER TAXES	0.00	0.00	0	0.00	0	0.00	0	0.00	4,000.00	4,000.00
4004 INTERGOVERNMENTAL REVENUE	0.00	130,924.00	32	32,952.00	8	98,856.00	25	0.00	395,426.00	296,570.00
4008 INVESTMENT EARNINGS	130.41	414.04	1	0.00	0	0.00	0	0.00	2,000.00	2,000.00
4009 MISCELLANEOUS REVENUES	0.00	100.00	0	100.00	0	38,771.00	81	0.00	48,000.00	9,229.00
TOTAL REVENUES	130.41	131,438.04	2	33,052.00	1	137,627.00	2	0.00	5,951,344.00	5,813,717.00
EXPENDITURES										
5001 SALARIES AND WAGES	33,423.20	144,092.65	33	21,318.00	5	117,981.75	26	0.00	452,787.00	334,805.25
5003 FRINGE BENEFITS	11,581.71	36,601.96	27	10,872.33	8	29,695.41	23	0.00	130,974.00	101,278.59
5010 COMMODITIES	1,833.21	3,091.42	19	476.40	3	810.84	6	0.00	14,650.00	13,839.16
5020 SERVICES	5,047.53	1,486,737.58	29	7,234.23	0	1,807,735.77	32	0.00	5,728,351.00	3,920,615.23
TOTAL EXPENDITURES	51,885.65	1,670,523.61	29	39,900.96	1	1,956,223.77	31	0.00	6,326,762.00	4,370,538.23
OTHER FINANCING SOURCES (USES)										
6001 OTHER FINANCING SOURCES	0.00	0.00	0	0.00	0	32,952.00	0	0.00	0.00	-32,952.00
7001 OTHER FINANCING USES	0.00	-11,644.00	20	0.00	0	0.00	0	0.00	-9,800.00	-9,800.00
TOTAL OTHER FINANCING SOURCES (USES)	0.00	-11,644.00		0.00		32,952.00		0.00	-9,800.00	-42,752.00
NET CHANGE IN FUND BALANCE	51,755.24	1,550,729.57		6,848.96		1,785,644.77		0.00	385,218.00	-1,400,426.77



FUND DEPT 2091-047 : ANIMAL CONTROL - ANIMAL CONTROL ADMIN

5/11/2022 12:09:58 PM

PERIOD ENDING 4/30/2022

	ACTUAL LAST YEAR			ACTUAL THIS YEAR				ENCUMBRANCE	BUDGET	UNENCUMBERED BALANCE
	CURRENT MONTH	YEAR TO DATE	%	CURRENT MONTH	%	YEAR TO DATE	%			
REVENUES										
4006 LICENSES AND PERMITS	37,698.00	111,215.50	37	28,862.00	8	63,015.00	19	0.00	340,000.00	276,985.00
4008 INVESTMENT EARNINGS	19.63	61.73	3	0.00	0	0.00	0	0.00	1,000.00	1,000.00
4009 MISCELLANEOUS REVENUES	0.00	0.00	0	0.00	0	142.00	0	0.00	0.00	-142.00
TOTAL REVENUES	37,717.63	111,277.23	37	28,862.00	8	63,157.00	19	0.00	341,000.00	277,843.00
EXPENDITURES										
5001 SALARIES AND WAGES	7,034.00	32,114.41	30	23,366.82	14	51,803.80	31	0.00	168,481.00	116,677.20
5003 FRINGE BENEFITS	4,216.34	15,406.76	34	3,476.50	5	10,520.39	15	0.00	69,265.00	58,744.61
5010 COMMODITIES	1,160.98	2,699.29	21	2,118.13	18	4,134.56	34	0.00	12,100.00	7,965.44
5020 SERVICES	3,740.67	7,464.87	19	5,281.96	8	22,540.70	34	0.00	65,691.00	43,150.30
8000 CAPITAL OUTLAY	0.00	0.00	0	0.00	0	0.00	0	0.00	22,000.00	22,000.00
TOTAL EXPENDITURES	16,151.99	57,685.33	28	34,243.41	10	88,999.45	26	0.00	337,537.00	248,537.55
OTHER FINANCING SOURCES (USES)										
7001 OTHER FINANCING USES	0.00	-1,341.00	25	0.00	0	0.00	0	0.00	-25.00	-25.00
TOTAL OTHER FINANCING SOURCES (USES)	0.00	-1,341.00		0.00		0.00		0.00	-25.00	-25.00
NET CHANGE IN FUND BALANCE	-21,565.64	-52,250.90		5,381.41		25,842.45		0.00	-3,438.00	-29,280.45



FUND DEPT 2091-247 : ANIMAL CONTROL - ANIMAL WARDEN SERVICES

5/11/2022 12:09:58 PM

PERIOD ENDING 4/30/2022

	ACTUAL LAST YEAR			ACTUAL THIS YEAR				ENCUMBRANCE	BUDGET	UNENCUMBERED BALANCE
	CURRENT MONTH	YEAR TO DATE	%	CURRENT MONTH	%	YEAR TO DATE	%			
REVENUES										
4004 INTERGOVERNMENTAL REVENUE	13,182.00	48,283.33	34	4,945.36	2	37,968.52	19	0.00	198,176.00	160,207.48
4005 FINES AND FORFEITURES	1,695.00	4,645.00	46	1,700.00	17	4,205.00	42	0.00	10,000.00	5,795.00
4009 MISCELLANEOUS REVENUES	0.00	0.00	0	0.00	0	0.00	0	0.00	1,540.00	1,540.00
TOTAL REVENUES	14,877.00	52,928.33	35	6,645.36	3	42,173.52	20	0.00	209,716.00	167,542.48
EXPENDITURES										
5001 SALARIES AND WAGES	9,105.61	30,204.06	23	9,058.22	7	35,691.04	27	0.00	129,788.00	94,096.96
5003 FRINGE BENEFITS	4,554.69	12,580.65	21	3,289.48	6	10,936.78	19	0.00	58,845.00	47,908.22
5010 COMMODITIES	1,405.52	3,709.58	26	4,476.06	15	6,970.93	23	0.00	30,810.00	23,839.07
5020 SERVICES	659.69	2,306.48	18	88.54	1	88.54	1	0.00	14,000.00	13,911.46
8000 CAPITAL OUTLAY	0.00	16,077.00	100	0.00	0	51,107.00	100	0.00	51,107.00	0.00
TOTAL EXPENDITURES	15,725.51	64,877.77	28	16,912.30	6	104,794.29	37	0.00	284,550.00	179,755.71
NET CHANGE IN FUND BALANCE	848.51	11,949.44		10,266.94		62,620.77		0.00	74,834.00	12,213.23



FUND DEPT 2091-248 : ANIMAL CONTROL - ANIMAL IMPOUND SERVICES

5/11/2022 12:09:58 PM

PERIOD ENDING 4/30/2022

	ACTUAL LAST YEAR			ACTUAL THIS YEAR				ENCUMBRANCE	BUDGET	UNENCUMBERED BALANCE
	CURRENT MONTH	YEAR TO DATE	%	CURRENT MONTH	%	YEAR TO DATE	%			
REVENUES										
4004 INTERGOVERNMENTAL REVENUE	9,938.29	43,007.15	26	10,112.65	6	41,845.36	25	0.00	165,634.00	123,788.64
4005 FINES AND FORFEITURES	9,755.11	18,422.84	45	2,443.00	5	26,101.39	58	0.00	44,800.00	18,698.61
TOTAL REVENUES	19,693.40	61,429.99	30	12,555.65	6	67,946.75	32	0.00	210,434.00	142,487.25
EXPENDITURES										
5001 SALARIES AND WAGES	8,776.22	33,413.43	29	9,781.19	7	39,422.68	28	0.00	141,651.00	102,228.32
5003 FRINGE BENEFITS	2,944.76	7,000.82	15	3,500.68	6	9,663.07	16	0.00	61,993.00	52,329.93
5010 COMMODITIES	578.25	9,432.55	31	268.70	1	7,114.85	22	0.00	31,700.00	24,585.15
5020 SERVICES	2,966.65	5,987.65	20	0.00	0	670.00	2	0.00	31,550.00	30,880.00
TOTAL EXPENDITURES	15,265.88	55,834.45	25	13,550.57	5	56,870.60	21	0.00	266,894.00	210,023.40
NET CHANGE IN FUND BALANCE	-4,427.52	-5,595.54		994.92		-11,076.15		0.00	56,460.00	67,536.15



FUND DEPT 2092-074 : LAW LIBRARY - LAW LIBRARY

5/11/2022 12:09:58 PM

PERIOD ENDING 4/30/2022

	ACTUAL LAST YEAR			ACTUAL THIS YEAR				ENCUMBRANCE	BUDGET	UNENCUMBERED BALANCE
	CURRENT MONTH	YEAR TO DATE	%	CURRENT MONTH	%	YEAR TO DATE	%			
REVENUES										
4007 CHARGES FOR SERVICES	6,889.25	16,847.00	19	10,684.50	13	17,505.75	22	0.00	80,000.00	62,494.25
4008 INVESTMENT EARNINGS	5.18	16.05	3	0.00	0	0.00	0	0.00	100.00	100.00
4009 MISCELLANEOUS REVENUES	0.00	0.00	0	0.00	0	715.00	0	0.00	0.00	-715.00
TOTAL REVENUES	6,894.43	16,863.05	19	10,684.50	13	18,220.75	23	0.00	80,100.00	61,879.25
EXPENDITURES										
5010 COMMODITIES	1,126.93	7,680.62	15	5,811.36	15	13,807.75	35	0.00	39,915.00	26,107.25
5020 SERVICES	5,343.85	6,097.90	24	6,218.75	15	7,066.07	17	0.00	42,070.00	35,003.93
TOTAL EXPENDITURES	6,470.78	13,778.52	18	12,030.11	15	20,873.82	25	0.00	81,985.00	61,111.18
OTHER FINANCING SOURCES (USES)										
TOTAL OTHER FINANCING SOURCES (USES)	0.00	0.00		0.00		0.00		0.00	0.00	0.00
NET CHANGE IN FUND BALANCE	-423.65	-3,084.53		1,345.61		2,653.07		0.00	1,885.00	-768.07



FUND DEPT 2093-031 : FORECLOSURE MEDIATION FND - CIRCUIT COURT

5/11/2022 12:09:58 PM

PERIOD ENDING 4/30/2022

	ACTUAL LAST YEAR			ACTUAL THIS YEAR				ENCUMBRANCE	BUDGET	UNENCUMBERED BALANCE
	CURRENT MONTH	YEAR TO DATE	%	CURRENT MONTH	%	YEAR TO DATE	%			
REVENUES										
4007 CHARGES FOR SERVICES	300.00	825.00	6	0.00	0	150.00	1	0.00	26,600.00	26,450.00
4008 INVESTMENT EARNINGS	1.65	5.17	3	0.00	0	0.00	0	0.00	100.00	100.00
TOTAL REVENUES	301.65	830.17	5	0.00	0	150.00	1	0.00	26,700.00	26,550.00
EXPENDITURES										
5001 SALARIES AND WAGES	1,119.69	3,393.39	31	840.84	6	3,075.93	22	0.00	14,000.00	10,924.07
5003 FRINGE BENEFITS	171.09	312.96	31	109.32	8	248.58	18	0.00	1,381.00	1,132.42
5010 COMMODITIES	44.75	44.75	22	0.00	0	0.00	0	0.00	200.00	200.00
5020 SERVICES	600.00	1,000.00	9	0.00	0	400.00	2	0.00	18,723.00	18,323.00
TOTAL EXPENDITURES	1,935.53	4,751.10	21	950.16	3	3,724.51	11	0.00	34,304.00	30,579.49
OTHER FINANCING SOURCES (USES)										
TOTAL OTHER FINANCING SOURCES (USES)	0.00	0.00		0.00		0.00		0.00	0.00	0.00
NET CHANGE IN FUND BALANCE	1,633.88	3,920.93		950.16		3,574.51		0.00	7,604.00	4,029.49




FUND DEPT 2101-054 : MHB/DDB CILA FACILITIES - CILA PROJECT

5/11/2022 12:09:58 PM

PERIOD ENDING 4/30/2022

	ACTUAL LAST YEAR			ACTUAL THIS YEAR				ENCUMBRANCE	BUDGET	UNENCUMBERED BALANCE
	CURRENT MONTH	YEAR TO DATE	%	CURRENT MONTH	%	YEAR TO DATE	%			
REVENUES										
4008 INVESTMENT EARNINGS	10.54	31.40	1	0.00	0	0.00	0	0.00	200.00	200.00
4009 MISCELLANEOUS REVENUES	0.00	0.00	0	260,368.90	0	260,368.90	0	0.00	0.00	-260,368.90
TOTAL REVENUES	10.54	31.40	0	260,368.90	130	260,368.90	130	0.00	200.00	-260,168.90
					184		184			
EXPENDITURES										
5010 COMMODITIES	0.00	5,170.20	21	0.00	0	0.00	0	0.00	6,176.00	6,176.00
5020 SERVICES	0.00	0.00	0	1,730.33	5	14,292.33	42	0.00	34,024.00	19,731.67
8000 CAPITAL OUTLAY	0.00	0.00	0	0.00	0	0.00	0	0.00	10,000.00	10,000.00
TOTAL EXPENDITURES	0.00	5,170.20	7	1,730.33	3	14,292.33	28	0.00	50,200.00	35,907.67
OTHER FINANCING SOURCES (USES)										
6001 OTHER FINANCING SOURCES	0.00	50,000.00	100	0.00	0	50,000.00	100	0.00	50,000.00	0.00
TOTAL OTHER FINANCING SOURCES (USES)	0.00	50,000.00		0.00		50,000.00		0.00	50,000.00	0.00
NET CHANGE IN FUND BALANCE	-10.54	-44,861.20		-258,638.57		-296,076.57		0.00	0.00	296,076.57



FUND DEPT 2103-060 : HWY FED AID MATCHING FUND - HIGHWAY

5/11/2022 12:09:58 PM

PERIOD ENDING 4/30/2022

	ACTUAL LAST YEAR			ACTUAL THIS YEAR				ENCUMBRANCE	BUDGET	UNENCUMBERED BALANCE
	CURRENT MONTH	YEAR TO DATE	%	CURRENT MONTH	%	YEAR TO DATE	%			
REVENUES										
4001 PROPERTY TAX	0.00	0.00	0	0.00	0	0.00	0	0.00	118,945.00	118,945.00
4008 INVESTMENT EARNINGS	103.29	312.19	0	0.00	0	0.00	0	0.00	0.00	0.00
TOTAL REVENUES	103.29	312.19	0	0.00	0	0.00	0	0.00	118,945.00	118,945.00
EXPENDITURES										
TOTAL EXPENDITURES	0.00	0.00	0	0.00	0	0.00	0	0.00	0.00	0.00
OTHER FINANCING SOURCES (USES)										
7001 OTHER FINANCING USES	0.00	-64.26	4	0.00	0	0.00	0	0.00	-200.00	-200.00
TOTAL OTHER FINANCING SOURCES (USES)	0.00	-64.26		0.00		0.00		0.00	-200.00	-200.00
NET CHANGE IN FUND BALANCE	-103.29	-247.93		0.00		0.00		0.00	-118,745.00	-118,745.00



FUND DEPT 2104-104 : EARLY CHILDHOOD FUND - EARLY CHILDHOOD DEVELOPMENT

5/11/2022 12:09:58 PM

PERIOD ENDING 4/30/2022

	ACTUAL LAST YEAR			ACTUAL THIS YEAR				ENCUMBRANCE	BUDGET	UNENCUMBERED BALANCE
	CURRENT MONTH	YEAR TO DATE	%	CURRENT MONTH	%	YEAR TO DATE	%			
REVENUES										
4004 INTERGOVERNMENTAL REVENUE	949,008.98	3,475,447.97	29	537,940.73	4	2,948,496.84	23	0.00	12,902,600.00	9,954,103.16
4007 CHARGES FOR SERVICES	9,250.00	36,590.00	35	6,500.00	5	22,400.00	18	0.00	126,800.00	104,400.00
4008 INVESTMENT EARNINGS	106.93	372.33	4	0.00	0	0.00	0	0.00	10,000.00	10,000.00
4009 MISCELLANEOUS REVENUES	1,542.75	114,879.75	729	163,122.28	125	168,743.52	129	0.00	13,000.00	-155,743.52
TOTAL REVENUES	959,908.66	3,627,290.05	30	707,563.01	5	3,139,640.36	24	0.00	13,052,400.00	9,912,759.64
EXPENDITURES										
5001 SALARIES AND WAGES	467,973.39	1,798,608.97	31	393,698.88	6	1,493,366.43	24	0.00	6,258,900.00	4,765,533.57
5003 FRINGE BENEFITS	210,472.75	629,807.35	30	154,455.09	7	426,445.69	20	0.00	2,131,630.00	1,705,184.31
5010 COMMODITIES	55,054.23	186,932.07	27	61,707.23	10	149,907.29	23	0.00	649,000.00	499,092.71
5020 SERVICES	274,990.20	896,425.15	27	268,082.81	7	821,082.45	22	32,329.30	3,685,720.00	2,864,637.55
8000 CAPITAL OUTLAY	0.00	0.00	0	0.00	0	32,018.58	0	0.00	0.00	-32,018.58
TOTAL EXPENDITURES	1,008,490.57	3,511,773.54	29	877,944.01	7	2,922,820.44	23	32,329.30	12,725,250.00	9,802,429.56
OTHER FINANCING SOURCES (USES)										
7001 OTHER FINANCING USES	0.00	0.00	0	0.00	0	0.00	0	0.00	-475,000.00	-475,000.00
TOTAL OTHER FINANCING SOURCES (USES)	0.00	0.00		0.00		0.00		0.00	-475,000.00	-475,000.00
NET CHANGE IN FUND BALANCE	48,581.91	-115,516.51		170,381.00		-216,819.92		32,329.30	147,850.00	364,669.92



FUND DEPT 2106-010 : PUBL SAFETY SALES TAX FND - COUNTY BOARD

5/11/2022 12:09:58 PM

PERIOD ENDING 4/30/2022

	ACTUAL LAST YEAR			ACTUAL THIS YEAR				ENCUMBRANCE	BUDGET	UNENCUMBERED BALANCE
	CURRENT MONTH	YEAR TO DATE	%	CURRENT MONTH	%	YEAR TO DATE	%			
REVENUES										
4002 LOCAL SALES TAX	0.00	244,162.85	11	0.00	0	0.00	0	0.00	3,251,717.00	3,251,717.00
4008 INVESTMENT EARNINGS	106.97	316.90	2	0.00	0	50.41	3	0.00	2,000.00	1,949.59
TOTAL REVENUES	106.97	244,479.75	11	0.00	0	50.41	0	0.00	3,253,717.00	3,253,666.59
EXPENDITURES										
5020 SERVICES	8,333.33	33,333.32	33	100,365.10	11	304,352.02	34	11,637.00	900,000.00	595,647.98
5050 INTEREST AND FISCAL CHARGES	0.00	0.00	0	0.00	0	0.00	0	0.00	1,500.00	1,500.00
TOTAL EXPENDITURES	8,333.33	33,333.32	33	100,365.10	11	304,352.02	34	11,637.00	901,500.00	597,147.98
OTHER FINANCING SOURCES (USES)										
7001 OTHER FINANCING USES	-60,846.54	-127,870.28	7	0.00	0	0.00	0	0.00	-1,966,261.00	-1,966,261.00
TOTAL OTHER FINANCING SOURCES (USES)	-60,846.54	-127,870.28		0.00		0.00		0.00	-1,966,261.00	-1,966,261.00
NET CHANGE IN FUND BALANCE	69,072.90	-83,276.15		100,365.10		304,301.61		11,637.00	-385,956.00	-690,257.61



FUND DEPT 2106-013 : PUBL SAFETY SALES TAX FND - DEBT SERVICE

5/11/2022 12:09:58 PM

PERIOD ENDING 4/30/2022

	ACTUAL LAST YEAR			ACTUAL THIS YEAR				ENCUMBRANCE	BUDGET	UNENCUMBERED BALANCE
	CURRENT MONTH	YEAR TO DATE	%	CURRENT MONTH	%	YEAR TO DATE	%			
REVENUES										
4002 LOCAL SALES TAX	0.00	201,099.00	8	0.00	0	0.00	0	0.00	2,448,283.00	2,448,283.00
TOTAL REVENUES	0.00	201,099.00	8	0.00	0	0.00	0	0.00	2,448,283.00	2,448,283.00
EXPENDITURES										
5050 INTEREST AND FISCAL CHARGES	0.00	0.00	0	0.00	0	0.00	0	0.00	2,448,283.00	2,448,283.00
TOTAL EXPENDITURES	0.00	0.00	0	0.00	0	0.00	0	0.00	2,448,283.00	2,448,283.00
NET CHANGE IN FUND BALANCE	0.00	-201,099.00		0.00		0.00		0.00	0.00	0.00



FUND DEPT 2106-060 : PUBL SAFETY SALES TAX FND - HIGHWAY

5/11/2022 12:09:58 PM

PERIOD ENDING 4/30/2022

	ACTUAL LAST YEAR			ACTUAL THIS YEAR				ENCUMBRANCE	BUDGET	UNENCUMBERED BALANCE
	CURRENT MONTH	YEAR TO DATE	%	CURRENT MONTH	%	YEAR TO DATE	%			
REVENUES										
TOTAL REVENUES	0.00	0.00	0	0.00	0	0.00	0	0.00	0.00	0.00
NET CHANGE IN FUND BALANCE	0.00	0.00		0.00		0.00		0.00	0.00	0.00




FUND DEPT 2106-230 : PUBL SAFETY SALES TAX FND - JUSTICE SYS TECHNOLGY PRJ

5/11/2022 12:09:58 PM

PERIOD ENDING 4/30/2022

	ACTUAL LAST YEAR			ACTUAL THIS YEAR				ENCUMBRANCE	BUDGET	UNENCUMBERED BALANCE
	CURRENT MONTH	YEAR TO DATE	%	CURRENT MONTH	%	YEAR TO DATE	%			
EXPENDITURES										
5020 SERVICES	0.00	13,206.50	33	0.00	0	13,602.69	13	0.00	107,206.00	93,603.31
TOTAL EXPENDITURES	0.00	13,206.50	33	0.00	0	13,602.69	13	0.00	107,206.00	93,603.31
NET CHANGE IN FUND BALANCE	0.00	13,206.50		0.00		13,602.69		0.00	107,206.00	93,603.31



FUND DEPT 2106-237 : PUBL SAFETY SALES TAX FND - DELINQ PREVENTION GRANTS

5/11/2022 12:09:58 PM

PERIOD ENDING 4/30/2022

	ACTUAL LAST YEAR			ACTUAL THIS YEAR				ENCUMBRANCE	BUDGET	UNENCUMBERED BALANCE
	CURRENT MONTH	YEAR TO DATE	%	CURRENT MONTH	%	YEAR TO DATE	%			
EXPENDITURES										
5020 SERVICES	20,208.33	80,833.32	33	23,229.17	8	92,916.68	33	0.00	278,750.00	185,833.32
TOTAL EXPENDITURES	20,208.33	80,833.32	33	23,229.17	8	92,916.68	33	0.00	278,750.00	185,833.32
NET CHANGE IN FUND BALANCE	20,208.33	80,833.32		23,229.17		92,916.68		0.00	278,750.00	185,833.32



FUND DEPT 2107-010 : GEOGRAPHIC INF SYS FUND (GIS) - COUNTY BOARD

5/11/2022 12:09:58 PM

PERIOD ENDING 4/30/2022

	ACTUAL LAST YEAR			ACTUAL THIS YEAR				ENCUMBRANCE	BUDGET	UNENCUMBERED BALANCE
	CURRENT MONTH	YEAR TO DATE	%	CURRENT MONTH	%	YEAR TO DATE	%			
REVENUES										
4007 CHARGES FOR SERVICES	43,234.00	97,326.00	31	30,963.00	9	76,176.00	23	0.00	330,000.00	253,824.00
4008 INVESTMENT EARNINGS	18.95	60.23	3	0.00	0	0.00	0	0.00	200.00	200.00
TOTAL REVENUES	43,252.95	97,386.23	31	30,963.00	9	76,176.00	23	0.00	330,200.00	254,024.00
EXPENDITURES										
5020 SERVICES	3,400.00	19,275.00	6	0.00	0	3,400.00	1	0.00	325,986.00	322,586.00
TOTAL EXPENDITURES	3,400.00	19,275.00	6	0.00	0	3,400.00	1	0.00	325,986.00	322,586.00
NET CHANGE IN FUND BALANCE	-39,852.95	-78,111.23		-30,963.00		-72,776.00		0.00	-4,214.00	68,562.00




FUND DEPT 2108-050 : DEVLPMNTL DISABILITY FUND - DEVL MNTL DISABILITY BOARD

5/11/2022 12:09:58 PM

PERIOD ENDING 4/30/2022

	ACTUAL LAST YEAR			ACTUAL THIS YEAR				ENCUMBRANCE	BUDGET	UNENCUMBERED BALANCE
	CURRENT MONTH	YEAR TO DATE	%	CURRENT MONTH	%	YEAR TO DATE	%			
REVENUES										
4001 PROPERTY TAX	0.00	0.00	0	0.00	0	0.00	0	0.00	4,518,334.00	4,518,334.00
4003 OTHER TAXES	0.00	0.00	0	0.00	0	0.00	0	0.00	3,000.00	3,000.00
4008 INVESTMENT EARNINGS	76.06	248.72	2	0.00	0	0.00	0	0.00	1,000.00	1,000.00
4009 MISCELLANEOUS REVENUES	0.00	0.00	0	0.00	0	0.00	0	0.00	8,000.00	8,000.00
TOTAL REVENUES	76.06	248.72	0	0.00	0	0.00	0	0.00	4,530,334.00	4,530,334.00
EXPENDITURES										
5020 SERVICES	2,022.00	1,293,086.32	30	0.00	0	1,302,961.00	29	0.00	4,487,134.00	3,184,173.00
TOTAL EXPENDITURES	2,022.00	1,293,086.32	30	0.00	0	1,302,961.00	29	0.00	4,487,134.00	3,184,173.00
OTHER FINANCING SOURCES (USES)										
6001 OTHER FINANCING SOURCES	0.00	0.00	0	0.00	0	0.00	0	0.00	6,800.00	6,800.00
7001 OTHER FINANCING USES	0.00	-50,000.00	100	0.00	0	-50,000.00	100	0.00	-50,000.00	0.00
TOTAL OTHER FINANCING SOURCES (USES)	0.00	-50,000.00		0.00		-50,000.00		0.00	-43,200.00	6,800.00
NET CHANGE IN FUND BALANCE	1,945.94	1,342,837.60		0.00		1,352,961.00		0.00	0.00	-1,352,961.00



FUND DEPT 2110-110 : WORKFORCE DEVELOPMENT FND - WORKFORCE DEVELOPMENT

5/11/2022 12:09:58 PM

PERIOD ENDING 4/30/2022

	ACTUAL LAST YEAR			ACTUAL THIS YEAR				ENCUMBRANCE	BUDGET	UNENCUMBERED BALANCE
	CURRENT MONTH	YEAR TO DATE	%	CURRENT MONTH	%	YEAR TO DATE	%			
REVENUES										
4004 INTERGOVERNMENTAL REVENUE	531,196.17	730,191.51	23	129,804.23	3	560,612.44	13	0.00	4,466,361.28	3,905,748.84
4007 CHARGES FOR SERVICES	0.00	11,614.23	9	27,612.55	20	48,014.01	35	0.00	138,500.00	90,485.99
TOTAL REVENUES	531,196.17	741,805.74	20	157,416.78	3	608,626.45	13	0.00	4,604,861.28	3,996,234.83
EXPENDITURES										
5001 SALARIES AND WAGES	55,039.06	220,400.96	35	43,666.61	4	153,271.05	13	0.00	1,209,919.53	1,056,648.48
5003 FRINGE BENEFITS	19,726.76	52,155.64	21	13,342.72	3	34,885.13	8	0.00	429,071.02	394,185.89
5010 COMMODITIES	0.00	1,799.20	21	668.50	8	668.50	8	0.00	8,269.00	7,600.50
5020 SERVICES	288,120.89	608,049.36	22	240,948.45	8	670,446.29	23	0.00	2,903,972.73	2,233,526.44
8000 CAPITAL OUTLAY	0.00	0.00	0	0.00	0	0.00	0	0.00	158,975.00	158,975.00
TOTAL EXPENDITURES	362,886.71	882,405.16	24	298,626.28	6	859,270.97	18	0.00	4,710,207.28	3,850,936.31
OTHER FINANCING SOURCES (USES)										
6001 OTHER FINANCING SOURCES	0.00	0.00	0	0.00	0	0.00	0	0.00	50,000.00	50,000.00
7001 OTHER FINANCING USES	0.00	0.00	0	0.00	0	0.00	0	0.00	-50,000.00	-50,000.00
TOTAL OTHER FINANCING SOURCES (USES)	0.00	0.00		0.00		0.00		0.00	0.00	0.00
NET CHANGE IN FUND BALANCE	-168,309.46	140,599.42		141,209.50		250,644.52		0.00	105,346.00	-145,298.52



FUND DEPT 2120-060 : HWY IDOT REBUILD GRANT - HIGHWAY

5/11/2022 12:09:58 PM

PERIOD ENDING 4/30/2022

	ACTUAL LAST YEAR			ACTUAL THIS YEAR				ENCUMBRANCE	BUDGET	UNENCUMBERED BALANCE
	CURRENT MONTH	YEAR TO DATE	%	CURRENT MONTH	%	YEAR TO DATE	%			
REVENUES										
4004 INTERGOVERNMENTAL REVENUE	-608.87	962,449.76	50	0.00	0	962,449.76	50	0.00	1,924,900.00	962,450.24
4008 INVESTMENT EARNINGS	909.95	909.95	0	0.00	0	0.00	0	0.00	3,000.00	3,000.00
TOTAL REVENUES	301.08	963,359.71	50	0.00	0	962,449.76	50	0.00	1,927,900.00	965,450.24
EXPENDITURES										
8000 CAPITAL OUTLAY	0.00	0.00	0	0.00	0	0.00	0	0.00	4,300,000.00	4,300,000.00
TOTAL EXPENDITURES	0.00	0.00	0	0.00	0	0.00	0	0.00	4,300,000.00	4,300,000.00
NET CHANGE IN FUND BALANCE	-301.08	-963,359.71		0.00		-962,449.76		0.00	2,372,100.00	3,334,549.76



FUND DEPT 2121-060 : TWP IDOT REBUILD GRANT - HIGHWAY

5/11/2022 12:09:58 PM

PERIOD ENDING 4/30/2022

	ACTUAL LAST YEAR			ACTUAL THIS YEAR				ENCUMBRANCE	BUDGET	UNENCUMBERED BALANCE
	CURRENT MONTH	YEAR TO DATE	%	CURRENT MONTH	%	YEAR TO DATE	%			
REVENUES										
4004 INTERGOVERNMENTAL REVENUE	0.00	862,467.37	0	0.00	0	862,467.37	0	0.00	0.00	-862,467.37
4008 INVESTMENT EARNINGS	256.85	790.05	0	0.00	0	0.00	0	0.00	0.00	0.00
TOTAL REVENUES	256.85	863,257.42	0	0.00	0	862,467.37	0	0.00	0.00	-862,467.37
EXPENDITURES										
5020 SERVICES	215,632.36	479,914.92	0	96,108.22	1	211,118.86	1	0.00	15,000,000.00	14,788,881.14
TOTAL EXPENDITURES	215,632.36	479,914.92	0	96,108.22	1	211,118.86	1	0.00	15,000,000.00	14,788,881.14
NET CHANGE IN FUND BALANCE	215,375.51	-383,342.50		96,108.22		-651,348.51		0.00	15,000,000.00	15,651,348.51



FUND DEPT 2188-044 : SOCIAL SECURITY FUND - NURSING HOME

5/11/2022 12:09:58 PM

PERIOD ENDING 4/30/2022

	ACTUAL LAST YEAR			ACTUAL THIS YEAR				ENCUMBRANCE	BUDGET	UNENCUMBERED BALANCE
	CURRENT MONTH	YEAR TO DATE	%	CURRENT MONTH	%	YEAR TO DATE	%			
EXPENDITURES										
TOTAL EXPENDITURES	0.00	0.00	0	0.00	0	0.00	0	0.00	0.00	0.00
OTHER FINANCING SOURCES (USES)										
TOTAL OTHER FINANCING SOURCES (USES)	0.00	0.00		0.00		0.00		0.00	0.00	0.00
NET CHANGE IN FUND BALANCE	0.00	0.00		0.00		0.00		0.00	0.00	0.00



FUND DEPT 2188-075 : SOCIAL SECURITY FUND - GENERAL COUNTY

5/11/2022 12:09:58 PM

PERIOD ENDING 4/30/2022

	ACTUAL LAST YEAR			ACTUAL THIS YEAR				ENCUMBRANCE	BUDGET	UNENCUMBERED BALANCE
	CURRENT MONTH	YEAR TO DATE	%	CURRENT MONTH	%	YEAR TO DATE	%			
REVENUES										
4001 PROPERTY TAX	0.00	0.00	0	0.00	0	0.00	0	0.00	1,866,521.00	1,866,521.00
4008 INVESTMENT EARNINGS	24.43	76.81	3	0.00	0	0.00	0	0.00	0.00	0.00
TOTAL REVENUES	24.43	76.81	0	0.00	0	0.00	0	0.00	1,866,521.00	1,866,521.00
EXPENDITURES										
5003 FRINGE BENEFITS	215,517.40	830,290.00	29	132,767.57	4	507,381.58	16	0.00	3,269,747.00	2,762,365.42
TOTAL EXPENDITURES	215,517.40	830,290.00	29	132,767.57	4	507,381.58	16	0.00	3,269,747.00	2,762,365.42
OTHER FINANCING SOURCES (USES)										
6001 OTHER FINANCING SOURCES	42,036.40	238,913.41	22	0.00	0	-6,302.44	0	0.00	1,403,226.00	1,409,528.44
TOTAL OTHER FINANCING SOURCES (USES)	42,036.40	238,913.41		0.00		-6,302.44		0.00	1,403,226.00	1,409,528.44
NET CHANGE IN FUND BALANCE	173,456.57	591,299.78		132,767.57		513,684.02		0.00	0.00	-513,684.02




FUND DEPT 2474-474 : RPC USDA REVOLVING LOANS - RPC USDA REVOLVING LOANS

5/11/2022 12:09:58 PM

PERIOD ENDING 4/30/2022

	ACTUAL LAST YEAR			ACTUAL THIS YEAR				ENCUMBRANCE	BUDGET	UNENCUMBERED BALANCE
	CURRENT MONTH	YEAR TO DATE	%	CURRENT MONTH	%	YEAR TO DATE	%			
REVENUES										
4008 INVESTMENT EARNINGS	345.72	4,051.60	27	1,181.86	8	5,277.39	35	0.00	15,000.00	9,722.61
TOTAL REVENUES	345.72	4,051.60	27	1,181.86	8	5,277.39	35	0.00	15,000.00	9,722.61
EXPENDITURES										
5020 SERVICES	0.00	0.00	0	0.00	0	0.00	0	0.00	35,000.00	35,000.00
TOTAL EXPENDITURES	0.00	0.00	0	0.00	0	0.00	0	0.00	35,000.00	35,000.00
OTHER FINANCING SOURCES (USES)										
7001 OTHER FINANCING USES	-2,424.75	-2,424.75	35	0.00	0	0.00	0	0.00	-7,000.00	-7,000.00
TOTAL OTHER FINANCING SOURCES (USES)	-2,424.75	-2,424.75		0.00		0.00		0.00	-7,000.00	-7,000.00
NET CHANGE IN FUND BALANCE	2,079.03	-1,626.85		-1,181.86		-5,277.39		0.00	27,000.00	32,277.39



FUND DEPT 2475-475 : RPC ECON DEVELOPMNT LOANS - RPC ECON DEVELOPMNT LOANS

5/11/2022 12:09:58 PM

PERIOD ENDING 4/30/2022

	ACTUAL LAST YEAR			ACTUAL THIS YEAR				ENCUMBRANCE	BUDGET	UNENCUMBERED BALANCE
	CURRENT MONTH	YEAR TO DATE	%	CURRENT MONTH	%	YEAR TO DATE	%			
REVENUES										
4008 INVESTMENT EARNINGS	12,021.61	45,019.94	51	3,659.56	3	53,395.66	48	0.00	110,500.00	57,104.34
TOTAL REVENUES	12,021.61	45,019.94	13	3,659.56	3	53,395.66	48	0.00	110,500.00	57,104.34
EXPENDITURES										
5020 SERVICES	0.00	0.00	0	0.00	0	0.00	0	0.00	155,000.00	155,000.00
TOTAL EXPENDITURES	0.00	0.00	0	0.00	0	0.00	0	0.00	155,000.00	155,000.00
OTHER FINANCING SOURCES (USES)										
6001 OTHER FINANCING SOURCES	0.00	0.00	0	0.00	0	0.00	0	0.00	500,000.00	500,000.00
7001 OTHER FINANCING USES	0.00	-6,858.97	7	0.00	0	-1,181.86	2	0.00	-78,500.00	-77,318.14
TOTAL OTHER FINANCING SOURCES (USES)	0.00	-6,858.97		0.00		-1,181.86		0.00	421,500.00	422,681.86
NET CHANGE IN FUND BALANCE	-12,021.61	-38,160.97		-3,659.56		-52,213.80		0.00	-377,000.00	-324,786.20



FUND DEPT 2610-026 : WORKING CASH FUND - COUNTY TREASURER

5/11/2022 12:09:58 PM

PERIOD ENDING 4/30/2022

	ACTUAL LAST YEAR			ACTUAL THIS YEAR				ENCUMBRANCE	BUDGET	UNENCUMBERED BALANCE
	CURRENT MONTH	YEAR TO DATE	%	CURRENT MONTH	%	YEAR TO DATE	%			
REVENUES										
4008 INVESTMENT EARNINGS	17.53	54.48	1	0.00	0	0.00	0	0.00	7,000.00	7,000.00
TOTAL REVENUES	17.53	54.48	1	0.00	0	0.00	0	0.00	7,000.00	7,000.00
OTHER FINANCING SOURCES (USES)										
7001 OTHER FINANCING USES	0.00	0.00	0	0.00	0	0.00	0	0.00	-7,000.00	-7,000.00
TOTAL OTHER FINANCING SOURCES (USES)	0.00	0.00		0.00		0.00		0.00	-7,000.00	-7,000.00
NET CHANGE IN FUND BALANCE	-17.53	-54.48		0.00		0.00		0.00	0.00	0.00



FUND DEPT 2611-022 : COUNTY CLK SURCHARGE FUND - COUNTY CLERK

5/11/2022 12:09:58 PM

PERIOD ENDING 4/30/2022

	ACTUAL LAST YEAR			ACTUAL THIS YEAR				ENCUMBRANCE	BUDGET	UNENCUMBERED BALANCE
	CURRENT MONTH	YEAR TO DATE	%	CURRENT MONTH	%	YEAR TO DATE	%			
REVENUES										
4007 CHARGES FOR SERVICES	766.00	2,225.00	19	995.00	8	2,741.00	23	0.00	12,000.00	9,259.00
TOTAL REVENUES	766.00	2,225.00	19	995.00	8	2,741.00	23	0.00	12,000.00	9,259.00
EXPENDITURES										
5020 SERVICES	766.00	2,225.00	19	995.00	8	2,741.00	23	0.00	12,000.00	9,259.00
TOTAL EXPENDITURES	766.00	2,225.00	19	995.00	8	2,741.00	23	0.00	12,000.00	9,259.00
NET CHANGE IN FUND BALANCE	0.00	0.00		0.00		0.00		0.00	0.00	0.00



FUND DEPT 2612-040 : SHERIFF DRUG FORFEITURES - SHERIFF

5/11/2022 12:09:58 PM

PERIOD ENDING 4/30/2022

	ACTUAL LAST YEAR			ACTUAL THIS YEAR				ENCUMBRANCE	BUDGET	UNENCUMBERED BALANCE
	CURRENT MONTH	YEAR TO DATE	%	CURRENT MONTH	%	YEAR TO DATE	%			
REVENUES										
4005 FINES AND FORFEITURES	0.00	0.00	0	0.00	0	0.00	0	0.00	10,000.00	10,000.00
4008 INVESTMENT EARNINGS	5.08	15.82	1	0.00	0	0.00	0	0.00	50.00	50.00
TOTAL REVENUES	5.08	15.82	0	0.00	0	0.00	0	0.00	10,050.00	10,050.00
EXPENDITURES										
5010 COMMODITIES	894.16	2,292.99	29	1,236.47	15	2,012.26	25	0.00	8,000.00	5,987.74
5020 SERVICES	179.02	358.02	2	0.00	0	296.81	2	0.00	18,000.00	17,703.19
TOTAL EXPENDITURES	1,073.18	2,651.01	10	1,236.47	5	2,309.07	9	0.00	26,000.00	23,690.93
OTHER FINANCING SOURCES (USES)										
TOTAL OTHER FINANCING SOURCES (USES)	0.00	0.00		0.00		0.00		0.00	0.00	0.00
NET CHANGE IN FUND BALANCE	1,068.10	2,635.19		1,236.47		2,309.07		0.00	15,950.00	13,640.93



FUND DEPT 2613-030 : COURT'S AUTOMATION FUND - CIRCUIT CLERK

5/11/2022 12:09:58 PM

PERIOD ENDING 4/30/2022

	ACTUAL LAST YEAR			ACTUAL THIS YEAR				ENCUMBRANCE	BUDGET	UNENCUMBERED BALANCE
	CURRENT MONTH	YEAR TO DATE	%	CURRENT MONTH	%	YEAR TO DATE	%			
REVENUES										
4007 CHARGES FOR SERVICES	26,881.00	63,351.03	25	22,787.43	10	37,562.59	17	0.00	225,190.00	187,627.41
4008 INVESTMENT EARNINGS	3.91	13.80	1	0.00	0	0.00	0	0.00	0.00	0.00
TOTAL REVENUES	26,884.91	63,364.83	25	22,787.43	10	37,562.59	17	0.00	225,190.00	187,627.41
EXPENDITURES										
5010 COMMODITIES	161.41	4,887.76	12	0.00	0	0.00	0	0.00	11,925.00	11,925.00
5020 SERVICES	28,437.98	126,873.83	50	6,584.33	3	122,615.76	59	-5,467.62	206,256.22	83,640.46
8000 CAPITAL OUTLAY	0.00	0.00	0	14,311.39	50	14,311.39	50	14,311.39	28,622.78	14,311.39
TOTAL EXPENDITURES	28,599.39	131,761.59	45	20,895.72	8	136,927.15	55	8,843.77	246,804.00	109,876.85
OTHER FINANCING SOURCES (USES)										
TOTAL OTHER FINANCING SOURCES (USES)	0.00	0.00		0.00		0.00		0.00	0.00	0.00
NET CHANGE IN FUND BALANCE	1,714.48	68,396.76		-1,891.71		99,364.56		8,843.77	21,614.00	-77,750.56



FUND DEPT 2614-023 : RECORDER'S AUTOMATION FND - RECORDER

5/11/2022 12:09:58 PM

PERIOD ENDING 4/30/2022

	ACTUAL LAST YEAR			ACTUAL THIS YEAR				ENCUMBRANCE	BUDGET	UNENCUMBERED BALANCE
	CURRENT MONTH	YEAR TO DATE	%	CURRENT MONTH	%	YEAR TO DATE	%			
REVENUES										
4007 CHARGES FOR SERVICES	23,997.19	56,844.36	32	11,821.00	7	38,275.55	21	0.00	180,000.00	141,724.45
4008 INVESTMENT EARNINGS	19.64	61.00	1	0.00	0	0.00	0	0.00	5,000.00	5,000.00
TOTAL REVENUES	24,016.83	56,905.36	32	11,821.00	6	38,275.55	21	0.00	185,000.00	146,724.45
EXPENDITURES										
5001 SALARIES AND WAGES	9,129.55	24,249.96	26	1,080.72	4	4,202.80	16	0.00	25,611.00	21,408.20
5003 FRINGE BENEFITS	398.96	834.09	21	222.75	6	566.08	15	0.00	3,783.00	3,216.92
5010 COMMODITIES	39.02	261.47	2	41.74	0	3,535.30	20	0.00	17,500.00	13,964.70
5020 SERVICES	9,144.18	24,314.46	33	10,754.08	15	24,778.48	35	0.00	70,600.00	45,821.52
8000 CAPITAL OUTLAY	0.00	55,600.00	100	0.00	0	61,600.00	100	0.00	61,600.00	0.00
TOTAL EXPENDITURES	18,711.71	105,259.98	44	12,099.29	7	94,682.66	53	0.00	179,094.00	84,411.34
NET CHANGE IN FUND BALANCE	-5,305.12	48,354.62		278.29		56,407.11		0.00	-5,906.00	-62,313.11



FUND DEPT 2615-036 : PUBLIC DEFENDER AUTOMATN - PUBLIC DEFENDER

5/11/2022 12:09:58 PM

PERIOD ENDING 4/30/2022

	ACTUAL LAST YEAR			ACTUAL THIS YEAR				ENCUMBRANCE	BUDGET	UNENCUMBERED BALANCE
	CURRENT MONTH	YEAR TO DATE	%	CURRENT MONTH	%	YEAR TO DATE	%			
REVENUES										
4007 CHARGES FOR SERVICES	88.00	175.00	44	46.00	7	46.00	7	0.00	650.00	604.00
TOTAL REVENUES	88.00	175.00	44	46.00	7	46.00	7	0.00	650.00	604.00
EXPENDITURES										
TOTAL EXPENDITURES	0.00	0.00	0	0.00	0	0.00	0	0.00	0.00	0.00
NET CHANGE IN FUND BALANCE	-88.00	-175.00		-46.00		-46.00		0.00	-650.00	-604.00



FUND DEPT 2617-030 : CHILD SUPPORT SERV FUND - CIRCUIT CLERK

5/11/2022 12:09:58 PM

PERIOD ENDING 4/30/2022

	ACTUAL LAST YEAR			ACTUAL THIS YEAR				ENCUMBRANCE	BUDGET	UNENCUMBERED BALANCE
	CURRENT MONTH	YEAR TO DATE	%	CURRENT MONTH	%	YEAR TO DATE	%			
REVENUES										
4007 CHARGES FOR SERVICES	1,008.00	8,409.00	51	0.00	0	144.00	1	0.00	18,102.00	17,958.00
4008 INVESTMENT EARNINGS	2.78	8.45	0	0.00	0	0.00	0	0.00	0.00	0.00
TOTAL REVENUES	1,010.78	8,417.45	51	0.00	0	144.00	1	0.00	18,102.00	17,958.00
EXPENDITURES										
5001 SALARIES AND WAGES	2,689.60	10,224.95	29	0.00	0	0.00	0	0.00	0.00	0.00
5010 COMMODITIES	0.00	0.00	0	0.00	0	0.00	0	0.00	4,500.00	4,500.00
5020 SERVICES	0.00	0.00	0	0.00	0	2,500.00	19	0.00	13,425.00	10,925.00
TOTAL EXPENDITURES	2,689.60	10,224.95	29	0.00	0	2,500.00	14	0.00	17,925.00	15,425.00
OTHER FINANCING SOURCES (USES)										
TOTAL OTHER FINANCING SOURCES (USES)	0.00	0.00		0.00		0.00		0.00	0.00	0.00
NET CHANGE IN FUND BALANCE	1,678.82	1,807.50		0.00		2,356.00		0.00	-177.00	-2,533.00



FUND DEPT 2618-051 : PROBATION SERVICES FUND - JUVENILE DETENTION CENTER

5/11/2022 12:09:58 PM

PERIOD ENDING 4/30/2022

	ACTUAL LAST YEAR			ACTUAL THIS YEAR				ENCUMBRANCE	BUDGET	UNENCUMBERED BALANCE
	CURRENT MONTH	YEAR TO DATE	%	CURRENT MONTH	%	YEAR TO DATE	%			
REVENUES										
4007 CHARGES FOR SERVICES	6,535.65	13,569.88	32	3,343.50	7	5,468.50	12	0.00	45,000.00	39,531.50
TOTAL REVENUES	6,535.65	13,569.88	32	3,343.50	7	5,468.50	12	0.00	45,000.00	39,531.50
EXPENDITURES										
5010 COMMODITIES	1,101.05	2,202.10	100	0.00	0	0.00	0	0.00	0.00	0.00
5020 SERVICES	0.00	0.00	0	0.00	0	0.00	0	0.00	50,000.00	50,000.00
TOTAL EXPENDITURES	1,101.05	2,202.10	4	0.00	0	0.00	0	0.00	50,000.00	50,000.00
OTHER FINANCING SOURCES (USES)										
TOTAL OTHER FINANCING SOURCES (USES)	0.00	0.00		0.00		0.00		0.00	0.00	0.00
NET CHANGE IN FUND BALANCE	-5,434.60	-11,367.78		-3,343.50		-5,468.50		0.00	5,000.00	10,468.50



FUND DEPT 2618-052 : PROBATION SERVICES FUND - COURT SERVICES -PROBATION

5/11/2022 12:09:58 PM

PERIOD ENDING 4/30/2022

	ACTUAL LAST YEAR			ACTUAL THIS YEAR				ENCUMBRANCE	BUDGET	UNENCUMBERED BALANCE
	CURRENT MONTH	YEAR TO DATE	%	CURRENT MONTH	%	YEAR TO DATE	%			
REVENUES										
4007 CHARGES FOR SERVICES	76,750.91	137,948.47	34	30,609.11	8	50,656.94	14	0.00	375,000.00	324,343.06
4008 INVESTMENT EARNINGS	70.01	219.61	2	0.00	0	0.00	0	0.00	750.00	750.00
4009 MISCELLANEOUS REVENUES	0.00	90.00	1	0.00	0	0.00	0	0.00	10,500.00	10,500.00
TOTAL REVENUES	76,820.92	138,258.08	33	30,609.11	8	50,656.94	13	0.00	386,250.00	335,593.06
EXPENDITURES										
5010 COMMODITIES	900.46	10,844.77	13	43.57	0	7,693.48	9	0.00	84,750.00	77,056.52
5020 SERVICES	7,680.79	27,312.18	9	12,383.05	4	26,244.19	9	0.00	292,750.00	266,505.81
8000 CAPITAL OUTLAY	0.00	0.00	0	0.00	0	0.00	0	0.00	36,500.00	36,500.00
TOTAL EXPENDITURES	8,581.25	38,156.95	9	12,426.62	3	33,937.67	8	0.00	414,000.00	380,062.33
OTHER FINANCING SOURCES (USES)										
7001 OTHER FINANCING USES	0.00	0.00	0	0.00	0	0.00	0	0.00	-10,000.00	-10,000.00
TOTAL OTHER FINANCING SOURCES (USES)	0.00	0.00		0.00		0.00		0.00	-10,000.00	-10,000.00
NET CHANGE IN FUND BALANCE	-68,239.67	-100,101.13		-18,182.49		-16,719.27		0.00	37,750.00	54,469.27




FUND DEPT 2619-026 : TAX SALE AUTOMATION FUND - COUNTY TREASURER

5/11/2022 12:09:58 PM

PERIOD ENDING 4/30/2022

	ACTUAL LAST YEAR			ACTUAL THIS YEAR				ENCUMBRANCE	BUDGET	UNENCUMBERED BALANCE
	CURRENT MONTH	YEAR TO DATE	%	CURRENT MONTH	%	YEAR TO DATE	%			
REVENUES										
4007 CHARGES FOR SERVICES	603.00	1,973.00	8	230.00	1	3,741.50	19	0.00	20,000.00	16,258.50
4008 INVESTMENT EARNINGS	0.35	1.07	1	0.00	0	0.00	0	0.00	200.00	200.00
TOTAL REVENUES	603.35	1,974.07	8	230.00	1	3,741.50	19	0.00	20,200.00	16,458.50
EXPENDITURES										
5001 SALARIES AND WAGES	0.00	0.00	0	136.00	2	136.00	2	0.00	7,500.00	7,364.00
5003 FRINGE BENEFITS	0.00	0.00	0	10.40	1	10.40	1	0.00	824.00	813.60
5010 COMMODITIES	0.00	0.00	0	0.00	0	0.00	0	0.00	1,100.00	1,100.00
5020 SERVICES	150.00	150.00	12	0.00	0	0.00	0	0.00	2,000.00	2,000.00
TOTAL EXPENDITURES	150.00	150.00	1	146.40	1	146.40	1	0.00	11,424.00	11,277.60
NET CHANGE IN FUND BALANCE	-453.35	-1,824.07		-83.60		-3,595.10		0.00	-8,776.00	-5,180.90



FUND DEPT 2621-041 : STS ATTY DRUG FORFEITURES - STATES ATTORNEY

5/11/2022 12:09:58 PM

PERIOD ENDING 4/30/2022

	ACTUAL LAST YEAR			ACTUAL THIS YEAR				ENCUMBRANCE	BUDGET	UNENCUMBERED BALANCE
	CURRENT MONTH	YEAR TO DATE	%	CURRENT MONTH	%	YEAR TO DATE	%			
REVENUES										
4005 FINES AND FORFEITURES	0.00	28,363.43	118	9,230.62	38	37,912.76	158	0.00	24,000.00	-13,912.76
4008 INVESTMENT EARNINGS	7.67	23.84	68	0.00	0	0.00	0	0.00	0.00	0.00
TOTAL REVENUES	7.67	28,387.27	118	9,230.62	38	37,912.76	158	0.00	24,000.00	-13,912.76
EXPENDITURES										
5010 COMMODITIES	1,049.47	2,042.44	3	857.41	1	3,391.16	6	0.00	57,700.00	54,308.84
5020 SERVICES	6,080.40	6,080.40	14	6,502.01	14	6,502.01	14	0.00	46,475.00	39,972.99
TOTAL EXPENDITURES	7,129.87	8,122.84	8	7,359.42	7	9,893.17	9	0.00	104,175.00	94,281.83
OTHER FINANCING SOURCES (USES)										
TOTAL OTHER FINANCING SOURCES (USES)	0.00	0.00		0.00		0.00		0.00	0.00	0.00
NET CHANGE IN FUND BALANCE	7,122.20	-20,264.43		-1,871.20		-28,019.59		0.00	80,175.00	108,194.59



FUND DEPT 2627-026 : PROPERTY TAX INT FEE FUND - COUNTY TREASURER

5/11/2022 12:09:58 PM

PERIOD ENDING 4/30/2022

	ACTUAL LAST YEAR			ACTUAL THIS YEAR				ENCUMBRANCE	BUDGET	UNENCUMBERED BALANCE
	CURRENT MONTH	YEAR TO DATE	%	CURRENT MONTH	%	YEAR TO DATE	%			
REVENUES										
4007 CHARGES FOR SERVICES	0.00	120.00	0	0.00	0	0.00	0	0.00	55,000.00	55,000.00
4008 INVESTMENT EARNINGS	5.44	18.37	2	24.66	1	24.66	1	0.00	2,000.00	1,975.34
TOTAL REVENUES	5.44	138.37	0	24.66	0	24.66	0	0.00	57,000.00	56,975.34
OTHER FINANCING SOURCES (USES)										
7001 OTHER FINANCING USES	0.00	0.00	0	0.00	0	0.00	0	0.00	-57,000.00	-57,000.00
TOTAL OTHER FINANCING SOURCES (USES)	0.00	0.00		0.00		0.00		0.00	-57,000.00	-57,000.00
NET CHANGE IN FUND BALANCE	-5.44	-138.37		-24.66		-24.66		0.00	0.00	24.66



FUND DEPT 2628-022 : ELECTN ASSIST/ACCESSIBLTY - COUNTY CLERK

5/11/2022 12:09:58 PM

PERIOD ENDING 4/30/2022

	ACTUAL LAST YEAR			ACTUAL THIS YEAR				ENCUMBRANCE	BUDGET	UNENCUMBERED BALANCE
	CURRENT MONTH	YEAR TO DATE	%	CURRENT MONTH	%	YEAR TO DATE	%			
REVENUES										
4004 INTERGOVERNMENTAL REVENUE	0.00	6,356.99	3	0.00	0	0.00	0	0.00	221,768.00	221,768.00
TOTAL REVENUES	0.00	6,356.99	3	0.00	0	0.00	0	0.00	221,768.00	221,768.00
EXPENDITURES										
5001 SALARIES AND WAGES	0.00	0.00	0	1,693.17	5	3,040.70	9	0.00	35,000.00	31,959.30
5003 FRINGE BENEFITS	0.00	0.00	0	136.26	5	239.34	8	0.00	2,850.00	2,610.66
5010 COMMODITIES	0.00	21,638.78	61	0.00	0	0.00	0	0.00	50,800.00	50,800.00
5020 SERVICES	33,469.14	46,820.05	40	532.20	0	6,108.75	5	0.00	133,118.00	127,009.25
TOTAL EXPENDITURES	33,469.14	68,458.83	35	2,361.63	1	9,388.79	4	0.00	221,768.00	212,379.21
OTHER FINANCING SOURCES (USES)										
6001 OTHER FINANCING SOURCES	58,770.00	58,770.00	0	0.00	0	0.00	0	0.00	0.00	0.00
TOTAL OTHER FINANCING SOURCES (USES)	58,770.00	58,770.00		0.00		0.00		0.00	0.00	0.00
NET CHANGE IN FUND BALANCE	-25,300.86	3,331.84		2,361.63		9,388.79		0.00	0.00	-9,388.79



FUND DEPT 2629-010 : COUNTY HISTORICAL FUND - COUNTY BOARD

5/11/2022 12:09:58 PM

PERIOD ENDING 4/30/2022

	ACTUAL LAST YEAR			ACTUAL THIS YEAR				ENCUMBRANCE	BUDGET	UNENCUMBERED BALANCE
	CURRENT MONTH	YEAR TO DATE	%	CURRENT MONTH	%	YEAR TO DATE	%			
REVENUES										
4008 INVESTMENT EARNINGS	0.41	1.28	2	0.00	0	0.00	0	0.00	10.00	10.00
TOTAL REVENUES	0.41	1.28	2	0.00	0	0.00	0	0.00	10.00	10.00
NET CHANGE IN FUND BALANCE	-0.41	-1.28		0.00		0.00		0.00	-10.00	-10.00




FUND DEPT 2630-030 : CIR CLK OPERATION & ADMIN - CIRCUIT CLERK

5/11/2022 12:09:58 PM

PERIOD ENDING 4/30/2022

	ACTUAL LAST YEAR			ACTUAL THIS YEAR				ENCUMBRANCE	BUDGET	UNENCUMBERED BALANCE
	CURRENT MONTH	YEAR TO DATE	%	CURRENT MONTH	%	YEAR TO DATE	%			
REVENUES										
4007 CHARGES FOR SERVICES	44,939.76	84,866.89	34	132,833.96	50	140,133.01	53	0.00	265,824.00	125,690.99
4008 INVESTMENT EARNINGS	1.98	5.50	0	0.00	0	0.00	0	0.00	0.00	0.00
4009 MISCELLANEOUS REVENUES	0.00	7,383.34	0	0.00	0	0.00	0	0.00	0.00	0.00
TOTAL REVENUES	44,941.74	92,255.73	37	132,833.96	50	140,133.01	53	0.00	265,824.00	125,690.99
EXPENDITURES										
5001 SALARIES AND WAGES	8,229.00	31,270.20	17	8,229.00	8	30,858.75	29	0.00	106,978.00	76,119.25
5003 FRINGE BENEFITS	2,809.62	7,912.66	28	2,433.82	9	6,524.07	25	0.00	26,154.00	19,629.93
5010 COMMODITIES	581.62	3,456.74	8	129.16	0	10,911.29	13	-11,285.82	82,218.00	71,306.71
5020 SERVICES	0.00	584.39	5	0.00	0	366.96	0	39,300.00	74,500.00	74,133.04
TOTAL EXPENDITURES	11,620.24	43,223.99	16	10,791.98	4	48,661.07	17	28,014.18	289,850.00	241,188.93
OTHER FINANCING SOURCES (USES)										
TOTAL OTHER FINANCING SOURCES (USES)	0.00	0.00		0.00		0.00		0.00	0.00	0.00
NET CHANGE IN FUND BALANCE	-33,321.50	-49,031.74		-122,041.98		-91,471.94		28,014.18	24,026.00	115,497.94



FUND DEPT 2632-030 : CIR CLK ELCTRNC CITATIONS - CIRCUIT CLERK

5/11/2022 12:09:58 PM

PERIOD ENDING 4/30/2022

	ACTUAL LAST YEAR			ACTUAL THIS YEAR				ENCUMBRANCE	BUDGET	UNENCUMBERED BALANCE
	CURRENT MONTH	YEAR TO DATE	%	CURRENT MONTH	%	YEAR TO DATE	%			
REVENUES										
4007 CHARGES FOR SERVICES	6,791.00	16,246.69	32	4,970.00	9	7,901.63	14	0.00	54,906.00	47,004.37
4008 INVESTMENT EARNINGS	8.08	24.83	7	0.00	0	0.00	0	0.00	0.00	0.00
TOTAL REVENUES	6,799.08	16,271.52	32	4,970.00	9	7,901.63	14	0.00	54,906.00	47,004.37
EXPENDITURES										
5020 SERVICES	0.00	0.00	0	0.00	0	0.00	0	0.00	30,000.00	30,000.00
8000 CAPITAL OUTLAY	0.00	0.00	0	0.00	0	0.00	0	0.00	20,000.00	20,000.00
TOTAL EXPENDITURES	0.00	0.00	0	0.00	0	0.00	0	0.00	50,000.00	50,000.00
NET CHANGE IN FUND BALANCE	-6,799.08	-16,271.52		-4,970.00		-7,901.63		0.00	-4,906.00	2,995.63



FUND DEPT 2633-041 : STS ATTY RECORDS AUTOMATN - STATES ATTORNEY

5/11/2022 12:09:58 PM

PERIOD ENDING 4/30/2022

	ACTUAL LAST YEAR			ACTUAL THIS YEAR				ENCUMBRANCE	BUDGET	UNENCUMBERED BALANCE
	CURRENT MONTH	YEAR TO DATE	%	CURRENT MONTH	%	YEAR TO DATE	%			
REVENUES										
4007 CHARGES FOR SERVICES	784.00	1,609.72	32	438.00	9	690.00	14	0.00	5,000.00	4,310.00
4008 INVESTMENT EARNINGS	0.35	1.08	4	0.00	0	0.00	0	0.00	30.00	30.00
TOTAL REVENUES	784.35	1,610.80	32	438.00	9	690.00	14	0.00	5,030.00	4,340.00
EXPENDITURES										
5020 SERVICES	0.00	0.00	0	0.00	0	0.00	0	0.00	5,000.00	5,000.00
TOTAL EXPENDITURES	0.00	0.00	0	0.00	0	0.00	0	0.00	5,000.00	5,000.00
NET CHANGE IN FUND BALANCE	-784.35	-1,610.80		-438.00		-690.00		0.00	-30.00	660.00



FUND DEPT 2635-040 : CANNABIS REGULATION FUND - SHERIFF

5/11/2022 12:09:58 PM

PERIOD ENDING 4/30/2022

	ACTUAL LAST YEAR			ACTUAL THIS YEAR				ENCUMBRANCE	BUDGET	UNENCUMBERED BALANCE
	CURRENT MONTH	YEAR TO DATE	%	CURRENT MONTH	%	YEAR TO DATE	%			
REVENUES										
4004 INTERGOVERNMENTAL REVENUE	0.00	2,830.79	10	0.00	0	0.00	0	0.00	48,000.00	48,000.00
TOTAL REVENUES	0.00	2,830.79	10	0.00	0	0.00	0	0.00	48,000.00	48,000.00
EXPENDITURES										
5010 COMMODITIES	0.00	0.00	0	0.00	0	0.00	0	0.00	15,000.00	15,000.00
5020 SERVICES	0.00	0.00	0	0.00	0	0.00	0	0.00	33,000.00	33,000.00
TOTAL EXPENDITURES	0.00	0.00	0	0.00	0	0.00	0	0.00	48,000.00	48,000.00
NET CHANGE IN FUND BALANCE	0.00	-2,830.79		0.00		0.00		0.00	0.00	0.00



FUND DEPT 2638-042 : CORONER STATUTORY FEES - CORONER

5/11/2022 12:09:58 PM

PERIOD ENDING 4/30/2022

	ACTUAL LAST YEAR			ACTUAL THIS YEAR				ENCUMBRANCE	BUDGET	UNENCUMBERED BALANCE
	CURRENT MONTH	YEAR TO DATE	%	CURRENT MONTH	%	YEAR TO DATE	%			
REVENUES										
4007 CHARGES FOR SERVICES	5,136.00	16,906.00	31	6,436.32	10	22,295.98	36	0.00	62,000.00	39,704.02
TOTAL REVENUES	5,136.00	16,906.00	31	6,436.32	10	22,295.98	36	0.00	62,000.00	39,704.02
EXPENDITURES										
5010 COMMODITIES	5,556.25	7,571.45	37	1,148.52	5	3,220.84	15	0.00	21,666.00	18,445.16
5020 SERVICES	1,252.56	4,013.77	38	847.98	6	4,729.88	32	0.00	14,686.00	9,956.12
TOTAL EXPENDITURES	6,808.81	11,585.22	37	1,996.50	5	7,950.72	22	0.00	36,352.00	28,401.28
NET CHANGE IN FUND BALANCE	1,672.81	-5,320.78		-4,439.82		-14,345.26		0.00	-25,648.00	-11,302.74




FUND DEPT 2638-140 : CORONER STATUTORY FEES - CORRECTIONAL CENTER

5/11/2022 12:09:58 PM

PERIOD ENDING 4/30/2022

	ACTUAL LAST YEAR			ACTUAL THIS YEAR				ENCUMBRANCE	BUDGET	UNENCUMBERED BALANCE
	CURRENT MONTH	YEAR TO DATE	%	CURRENT MONTH	%	YEAR TO DATE	%			
EXPENDITURES										
TOTAL EXPENDITURES	0.00	0.00	0	0.00	0	0.00	0	0.00	0.00	0.00
NET CHANGE IN FUND BALANCE	0.00	0.00		0.00		0.00		0.00	0.00	0.00



FUND DEPT 2658-140 : JAIL COMMISSARY - CORRECTIONAL CENTER

5/11/2022 12:09:58 PM

PERIOD ENDING 4/30/2022

	ACTUAL LAST YEAR			ACTUAL THIS YEAR				ENCUMBRANCE	BUDGET	UNENCUMBERED BALANCE
	CURRENT MONTH	YEAR TO DATE	%	CURRENT MONTH	%	YEAR TO DATE	%			
REVENUES										
4008 INVESTMENT EARNINGS	22.49	69.44	1	0.00	0	0.00	0	0.00	1,000.00	1,000.00
4009 MISCELLANEOUS REVENUES	0.00	13,353.93	22	0.00	0	0.00	0	0.00	100,800.00	100,800.00
TOTAL REVENUES	22.49	13,423.37	20	0.00	0	0.00	0	0.00	101,800.00	101,800.00
EXPENDITURES										
5010 COMMODITIES	0.00	0.00	0	0.00	0	0.00	0	0.00	47,000.00	47,000.00
5020 SERVICES	516.33	2,831.14	2	3,824.50	2	5,239.50	3	0.00	208,000.00	202,760.50
8000 CAPITAL OUTLAY	0.00	0.00	0	0.00	0	0.00	0	0.00	45,000.00	45,000.00
TOTAL EXPENDITURES	516.33	2,831.14	1	3,824.50	1	5,239.50	2	0.00	300,000.00	294,760.50
NET CHANGE IN FUND BALANCE	493.84	-10,592.23		3,824.50		5,239.50		0.00	198,200.00	192,960.50



FUND DEPT 2659-140 : COUNTY JAIL MEDICAL COSTS - CORRECTIONAL CENTER

5/11/2022 12:09:58 PM

PERIOD ENDING 4/30/2022

	ACTUAL LAST YEAR			ACTUAL THIS YEAR				ENCUMBRANCE	BUDGET	UNENCUMBERED BALANCE
	CURRENT MONTH	YEAR TO DATE	%	CURRENT MONTH	%	YEAR TO DATE	%			
REVENUES										
4007 CHARGES FOR SERVICES	2,260.00	4,321.78	18	779.00	3	1,258.00	5	0.00	24,000.00	22,742.00
4008 INVESTMENT EARNINGS	0.40	1.58	2	0.00	0	0.00	0	0.00	100.00	100.00
TOTAL REVENUES	2,260.40	4,323.36	18	779.00	3	1,258.00	5	0.00	24,100.00	22,842.00
OTHER FINANCING SOURCES (USES)										
7001 OTHER FINANCING USES	0.00	0.00	0	0.00	0	0.00	0	0.00	-24,100.00	-24,100.00
TOTAL OTHER FINANCING SOURCES (USES)	0.00	0.00		0.00		0.00		0.00	-24,100.00	-24,100.00
NET CHANGE IN FUND BALANCE	-2,260.40	-4,323.36		-779.00		-1,258.00		0.00	0.00	1,258.00



FUND DEPT 2670-022 : COUNTY CLK AUTOMATION FND - COUNTY CLERK

5/11/2022 12:09:58 PM

PERIOD ENDING 4/30/2022

	ACTUAL LAST YEAR			ACTUAL THIS YEAR				ENCUMBRANCE	BUDGET	UNENCUMBERED BALANCE
	CURRENT MONTH	YEAR TO DATE	%	CURRENT MONTH	%	YEAR TO DATE	%			
REVENUES										
4007 CHARGES FOR SERVICES	1,664.00	4,182.00	21	1,916.00	8	4,574.00	18	0.00	25,000.00	20,426.00
4008 INVESTMENT EARNINGS	1.09	3.36	2	0.00	0	0.00	0	0.00	200.00	200.00
4009 MISCELLANEOUS REVENUES	508.80	1,649.35	41	814.70	20	8,735.55	218	0.00	4,000.00	-4,735.55
TOTAL REVENUES	2,173.89	5,834.71	24	2,730.70	9	13,309.55	46	0.00	29,200.00	15,890.45
EXPENDITURES										
5010 COMMODITIES	365.70	1,509.05	9	742.85	6	8,132.10	64	0.00	12,700.00	4,567.90
5020 SERVICES	8,538.11	11,431.21	100	2,410.94	15	11,675.62	71	0.00	16,500.00	4,824.38
TOTAL EXPENDITURES	8,903.81	12,940.26	47	3,153.79	11	19,807.72	68	0.00	29,200.00	9,392.28
NET CHANGE IN FUND BALANCE	6,729.92	7,105.55		423.09		6,498.17		0.00	0.00	-6,498.17



FUND DEPT 2671-030 : COURT DOCUMENT STORAGE FD - CIRCUIT CLERK

5/11/2022 12:09:58 PM

PERIOD ENDING 4/30/2022

	ACTUAL LAST YEAR			ACTUAL THIS YEAR				ENCUMBRANCE	BUDGET	UNENCUMBERED BALANCE
	CURRENT MONTH	YEAR TO DATE	%	CURRENT MONTH	%	YEAR TO DATE	%			
REVENUES										
4007 CHARGES FOR SERVICES	26,488.46	62,730.29	21	22,690.30	10	37,547.66	17	0.00	222,634.00	185,086.34
4008 INVESTMENT EARNINGS	3.48	10.33	0	0.00	0	0.00	0	0.00	0.00	0.00
TOTAL REVENUES	26,491.94	62,740.62	21	22,690.30	10	37,547.66	17	0.00	222,634.00	185,086.34
EXPENDITURES										
5001 SALARIES AND WAGES	8,814.63	33,511.29	29	6,508.58	8	24,407.21	29	0.00	85,064.00	60,656.79
5003 FRINGE BENEFITS	4,759.84	14,966.96	29	2,087.20	6	5,674.78	16	0.00	35,198.00	29,523.22
5010 COMMODITIES	12,474.00	12,570.10	22	11,363.32	27	22,418.68	54	0.00	41,700.00	19,281.32
5020 SERVICES	1,528.48	19,789.45	23	9,496.57	17	10,171.57	19	-2,630.00	54,305.00	44,133.43
8000 CAPITAL OUTLAY	0.00	5,640.00	100	0.00	0	0.00	0	0.00	5,640.00	5,640.00
TOTAL EXPENDITURES	27,576.95	86,477.80	27	29,455.67	13	62,672.24	28	-2,630.00	221,907.00	159,234.76
OTHER FINANCING SOURCES (USES)										
TOTAL OTHER FINANCING SOURCES (USES)	0.00	0.00		0.00		0.00		0.00	0.00	0.00
NET CHANGE IN FUND BALANCE	1,085.01	23,737.18		6,765.37		25,124.58		-2,630.00	-727.00	-25,851.58



FUND DEPT 2675-041 : VICTIM ADVOCACY GRT-ICJIA - STATES ATTORNEY

5/11/2022 12:09:58 PM

PERIOD ENDING 4/30/2022

	ACTUAL LAST YEAR			ACTUAL THIS YEAR				ENCUMBRANCE	BUDGET	UNENCUMBERED BALANCE
	CURRENT MONTH	YEAR TO DATE	%	CURRENT MONTH	%	YEAR TO DATE	%			
REVENUES										
TOTAL REVENUES	0.00	0.00	0	0.00	0	0.00	0	0.00	0.00	0.00
EXPENDITURES										
TOTAL EXPENDITURES	0.00	0.00	0	0.00	0	0.00	0	0.00	0.00	0.00
OTHER FINANCING SOURCES (USES)										
TOTAL OTHER FINANCING SOURCES (USES)	0.00	0.00		0.00		0.00		0.00	0.00	0.00
NET CHANGE IN FUND BALANCE	0.00	0.00		0.00		0.00		0.00	0.00	0.00



FUND DEPT 2676-011 : SOLID WASTE MANAGEMENT - SOLID WASTE MGMT

5/11/2022 12:09:58 PM

PERIOD ENDING 4/30/2022

	ACTUAL LAST YEAR			ACTUAL THIS YEAR				ENCUMBRANCE	BUDGET	UNENCUMBERED BALANCE
	CURRENT MONTH	YEAR TO DATE	%	CURRENT MONTH	%	YEAR TO DATE	%			
REVENUES										
4004 INTERGOVERNMENTAL REVENUE	0.00	10,288.94	44	0.00	0	530.00	2	0.00	25,200.00	24,670.00
4006 LICENSES AND PERMITS	0.00	2,170.00	44	0.00	0	2,485.00	57	0.00	4,375.00	1,890.00
4008 INVESTMENT EARNINGS	1.16	3.68	4	0.00	0	0.00	0	0.00	25.00	25.00
4009 MISCELLANEOUS REVENUES	1,299.00	1,299.00	24	1,500.00	30	1,500.00	30	0.00	5,000.00	3,500.00
TOTAL REVENUES	1,300.16	13,761.62	41	1,500.00	4	4,515.00	13	0.00	34,600.00	30,085.00
EXPENDITURES										
5010 COMMODITIES	28.06	1,131.11	62	0.00	0	417.98	52	0.00	800.00	382.02
5020 SERVICES	540.00	4,835.00	13	384.80	1	2,859.80	7	0.00	39,000.00	36,140.20
TOTAL EXPENDITURES	568.06	5,966.11	15	384.80	1	3,277.78	8	0.00	39,800.00	36,522.22
NET CHANGE IN FUND BALANCE	-732.10	-7,795.51		-1,115.20		-1,237.22		0.00	5,200.00	6,437.22




FUND DEPT 2679-179 : CHILD ADVOCACY CENTER - CHILD ADVOCACY CENTER

5/11/2022 12:09:58 PM

PERIOD ENDING 4/30/2022

	ACTUAL LAST YEAR			ACTUAL THIS YEAR				ENCUMBRANCE	BUDGET	UNENCUMBERED BALANCE
	CURRENT MONTH	YEAR TO DATE	%	CURRENT MONTH	%	YEAR TO DATE	%			
REVENUES										
4004 INTERGOVERNMENTAL REVENUE	5,570.00	61,748.95	18	17,414.00	5	60,868.14	19	0.00	325,287.00	264,418.86
4008 INVESTMENT EARNINGS	0.22	0.75	1	0.00	0	0.00	0	0.00	100.00	100.00
4009 MISCELLANEOUS REVENUES	0.00	1,292.86	10	2,400.00	37	4,241.30	65	0.00	6,500.00	2,258.70
TOTAL REVENUES	5,570.22	63,042.56	18	19,814.00	6	65,109.44	20	0.00	331,887.00	266,777.56
EXPENDITURES										
5001 SALARIES AND WAGES	12,844.58	48,720.81	28	15,099.99	9	59,677.49	36	0.00	166,977.00	107,299.51
5003 FRINGE BENEFITS	5,782.44	17,300.78	29	5,312.65	10	15,335.47	28	0.00	55,412.00	40,076.53
5010 COMMODITIES	103.68	373.38	3	0.00	0	2,304.27	33	0.00	7,014.00	4,709.73
5020 SERVICES	9,040.69	28,173.55	27	13,975.86	14	31,122.71	30	0.00	102,333.00	71,210.29
TOTAL EXPENDITURES	27,771.39	94,568.52	27	34,388.50	10	108,439.94	33	0.00	331,736.00	223,296.06
NET CHANGE IN FUND BALANCE	22,201.17	31,525.96		14,574.50		43,330.50		0.00	-151.00	-43,481.50



FUND DEPT 2685-031 : SPECIALTY COURTS FUND - CIRCUIT COURT

5/11/2022 12:09:58 PM

PERIOD ENDING 4/30/2022

	ACTUAL LAST YEAR			ACTUAL THIS YEAR				ENCUMBRANCE	BUDGET	UNENCUMBERED BALANCE
	CURRENT MONTH	YEAR TO DATE	%	CURRENT MONTH	%	YEAR TO DATE	%			
REVENUES										
4004 INTERGOVERNMENTAL REVENUE	19,047.75	19,047.75	42	0.00	0	0.00	0	0.00	47,682.00	47,682.00
4007 CHARGES FOR SERVICES	3,327.50	6,988.12	44	1,417.50	5	2,394.50	9	0.00	27,600.00	25,205.50
4008 INVESTMENT EARNINGS	5.34	16.67	8	0.00	0	0.00	0	0.00	100.00	100.00
TOTAL REVENUES	22,380.59	26,052.54	42	1,417.50	2	2,394.50	3	0.00	75,382.00	72,987.50
EXPENDITURES										
5001 SALARIES AND WAGES	3,582.00	13,611.60	29	2,909.63	6	6,668.88	14	0.00	47,682.00	41,013.12
5003 FRINGE BENEFITS	1,726.61	5,228.29	29	353.20	2	725.10	4	0.00	18,174.00	17,448.90
5020 SERVICES	48.43	849.65	6	48.31	0	193.27	2	0.00	12,600.00	12,406.73
TOTAL EXPENDITURES	5,357.04	19,689.54	25	3,311.14	4	7,587.25	10	0.00	78,456.00	70,868.75
OTHER FINANCING SOURCES (USES)										
TOTAL OTHER FINANCING SOURCES (USES)	0.00	0.00		0.00		0.00		0.00	0.00	0.00
NET CHANGE IN FUND BALANCE	-17,023.55	-6,363.00		1,893.64		5,192.75		0.00	3,074.00	-2,118.75



FUND DEPT 2685-140 : SPECIALTY COURTS FUND - CORRECTIONAL CENTER

5/11/2022 12:09:58 PM

PERIOD ENDING 4/30/2022

	ACTUAL LAST YEAR			ACTUAL THIS YEAR				ENCUMBRANCE	BUDGET	UNENCUMBERED BALANCE
	CURRENT MONTH	YEAR TO DATE	%	CURRENT MONTH	%	YEAR TO DATE	%			
REVENUES										
TOTAL REVENUES	0.00	0.00	0	0.00	0	0.00	0	0.00	0.00	0.00
NET CHANGE IN FUND BALANCE	0.00	0.00		0.00		0.00		0.00	0.00	0.00



FUND DEPT 2840-016 : ARPA - ADMINISTRATIVE SERVICES

5/11/2022 12:09:58 PM

PERIOD ENDING 4/30/2022

	ACTUAL LAST YEAR			ACTUAL THIS YEAR				ENCUMBRANCE	BUDGET	UNENCUMBERED BALANCE
	CURRENT MONTH	YEAR TO DATE	%	CURRENT MONTH	%	YEAR TO DATE	%			
REVENUES										
4004 INTERGOVERNMENTAL REVENUE	0.00	0.00	0	0.00	0	0.00	0	0.00	20,364,815.00	20,364,815.00
4008 INVESTMENT EARNINGS	0.00	0.00	0	0.00	0	0.00	0	0.00	128,000.00	128,000.00
TOTAL REVENUES	0.00	0.00	0	0.00	0	0.00	0	0.00	20,492,815.00	20,492,815.00
EXPENDITURES										
5001 SALARIES AND WAGES	0.00	0.00	0	3,059.00	14	9,388.75	43	0.00	22,000.00	12,611.25
5003 FRINGE BENEFITS	0.00	0.00	0	341.90	15	979.40	44	0.00	2,220.00	1,240.60
TOTAL EXPENDITURES	0.00	0.00	0	3,400.90	14	10,368.15	43	0.00	24,220.00	13,851.85
OTHER FINANCING SOURCES (USES)										
7001 OTHER FINANCING USES	0.00	0.00	0	-6,440.00	0	-16,912.00	1	0.00	-1,553,803.00	-1,536,891.00
TOTAL OTHER FINANCING SOURCES (USES)	0.00	0.00		-6,440.00		-16,912.00		0.00	-1,553,803.00	-1,536,891.00
NET CHANGE IN FUND BALANCE	0.00	0.00		9,840.90		27,280.15		0.00	-18,914,792.00	-18,942,072.15



FUND DEPT 2840-043 : ARPA - EMERGENCY MGMT AGCY (EMA)

5/11/2022 12:09:58 PM

PERIOD ENDING 4/30/2022

	ACTUAL LAST YEAR			ACTUAL THIS YEAR				ENCUMBRANCE	BUDGET	UNENCUMBERED BALANCE
	CURRENT MONTH	YEAR TO DATE	%	CURRENT MONTH	%	YEAR TO DATE	%			
REVENUES										
4008 INVESTMENT EARNINGS	-2.19	0.00	0	0.00	0	0.00	0	0.00	0.00	0.00
TOTAL REVENUES	-2.19	0.00	0	0.00	0	0.00	0	0.00	0.00	0.00
EXPENDITURES										
TOTAL EXPENDITURES	0.00	0.00	0	0.00	0	0.00	0	0.00	0.00	0.00
NET CHANGE IN FUND BALANCE	2.19	0.00		0.00		0.00		0.00	0.00	0.00



FUND DEPT 2840-075 : ARPA - GENERAL COUNTY

5/11/2022 12:09:58 PM

PERIOD ENDING 4/30/2022

	ACTUAL LAST YEAR			ACTUAL THIS YEAR				ENCUMBRANCE	BUDGET	UNENCUMBERED BALANCE
	CURRENT MONTH	YEAR TO DATE	%	CURRENT MONTH	%	YEAR TO DATE	%			
EXPENDITURES										
5001 SALARIES AND WAGES	0.00	0.00	0	0.00	0	593,388.00	102	0.00	584,357.00	-9,031.00
5002 LAW ENFORCEMENT SALARIES	0.00	0.00	0	0.00	0	0.00	0	0.00	9,250.00	9,250.00
5003 FRINGE BENEFITS	0.00	0.00	0	124,058.89	75	156,368.19	94	0.00	165,643.00	9,274.81
5010 COMMODITIES	0.00	0.00	0	0.00	0	22,455.00	17	0.00	128,750.00	106,295.00
5020 SERVICES	0.00	0.00	0	176,321.25	2	493,785.31	5	0.00	9,224,200.00	8,730,414.69
8000 CAPITAL OUTLAY	0.00	0.00	0	1,981,586.00	25	2,396,796.50	31	0.00	7,854,294.00	5,457,497.50
TOTAL EXPENDITURES	0.00	0.00	0	2,281,966.14	13	3,662,793.00	20	0.00	17,966,494.00	14,303,701.00
NET CHANGE IN FUND BALANCE	0.00	0.00		2,281,966.14		3,662,793.00		0.00	17,966,494.00	14,303,701.00




FUND DEPT 3105-010 : CAPITAL ASSET REPLCMT FND - COUNTY BOARD

5/11/2022 12:09:58 PM

PERIOD ENDING 4/30/2022

	ACTUAL LAST YEAR			ACTUAL THIS YEAR				ENCUMBRANCE	BUDGET	UNENCUMBERED BALANCE
	CURRENT MONTH	YEAR TO DATE	%	CURRENT MONTH	%	YEAR TO DATE	%			
REVENUES										
4008 INVESTMENT EARNINGS	264.68	1,114.11	28	0.00	0	0.00	0	0.00	4,000.00	4,000.00
TOTAL REVENUES	264.68	1,114.11	28	0.00	0	0.00	0	0.00	4,000.00	4,000.00
EXPENDITURES										
5010 COMMODITIES	0.00	0.00	0	0.00	0	0.00	0	0.00	2,000.00	2,000.00
5020 SERVICES	0.00	0.00	0	31,394.70	1	240,587.02	6	0.00	3,750,000.00	3,509,412.98
TOTAL EXPENDITURES	0.00	0.00	0	31,394.70	1	240,587.02	6	0.00	3,752,000.00	3,511,412.98
OTHER FINANCING SOURCES (USES)										
6001 OTHER FINANCING SOURCES	0.00	0.00	0	0.00	0	0.00	0	0.00	3,750,000.00	3,750,000.00
TOTAL OTHER FINANCING SOURCES (USES)	0.00	0.00		0.00		0.00		0.00	3,750,000.00	3,750,000.00
NET CHANGE IN FUND BALANCE	-264.68	-1,114.11		31,394.70		240,587.02		0.00	-2,000.00	-242,587.02



FUND DEPT 3105-016 : CAPITAL ASSET REPLCMT FND - ADMINISTRATIVE SERVICES

5/11/2022 12:09:58 PM

PERIOD ENDING 4/30/2022

	ACTUAL LAST YEAR			ACTUAL THIS YEAR				ENCUMBRANCE	BUDGET	UNENCUMBERED BALANCE
	CURRENT MONTH	YEAR TO DATE	%	CURRENT MONTH	%	YEAR TO DATE	%			
REVENUES										
TOTAL REVENUES	0.00	0.00	0	0.00	0	0.00	0	0.00	0.00	0.00
EXPENDITURES										
5010 COMMODITIES	0.00	0.00	0	0.00	0	0.00	0	0.00	13,842.00	13,842.00
8000 CAPITAL OUTLAY	0.00	0.00	0	0.00	0	0.00	0	0.00	15,442.00	15,442.00
TOTAL EXPENDITURES	0.00	0.00	0	0.00	0	0.00	0	0.00	29,284.00	29,284.00
OTHER FINANCING SOURCES (USES)										
6001 OTHER FINANCING SOURCES	0.00	0.00	0	0.00	0	0.00	0	0.00	5,486.00	5,486.00
TOTAL OTHER FINANCING SOURCES (USES)	0.00	0.00		0.00		0.00		0.00	5,486.00	5,486.00
NET CHANGE IN FUND BALANCE	0.00	0.00		0.00		0.00		0.00	23,798.00	23,798.00



FUND DEPT 3105-020 : CAPITAL ASSET REPLCMT FND - AUDITOR

5/11/2022 12:09:58 PM

PERIOD ENDING 4/30/2022

	ACTUAL LAST YEAR			ACTUAL THIS YEAR				ENCUMBRANCE	BUDGET	UNENCUMBERED BALANCE
	CURRENT MONTH	YEAR TO DATE	%	CURRENT MONTH	%	YEAR TO DATE	%			
EXPENDITURES										
TOTAL EXPENDITURES	0.00	0.00	0	0.00	0	0.00	0	0.00	0.00	0.00
OTHER FINANCING SOURCES (USES)										
6001 OTHER FINANCING SOURCES	0.00	0.00	0	0.00	0	0.00	0	0.00	3,665.00	3,665.00
TOTAL OTHER FINANCING SOURCES (USES)	0.00	0.00		0.00		0.00		0.00	3,665.00	3,665.00
NET CHANGE IN FUND BALANCE	0.00	0.00		0.00		0.00		0.00	-3,665.00	-3,665.00



FUND DEPT 3105-021 : CAPITAL ASSET REPLCMT FND - BOARD OF REVIEW

5/11/2022 12:09:58 PM

PERIOD ENDING 4/30/2022

	ACTUAL LAST YEAR			ACTUAL THIS YEAR				ENCUMBRANCE	BUDGET	UNENCUMBERED BALANCE
	CURRENT MONTH	YEAR TO DATE	%	CURRENT MONTH	%	YEAR TO DATE	%			
EXPENDITURES										
TOTAL EXPENDITURES	0.00	0.00	0	0.00	0	0.00	0	0.00	0.00	0.00
OTHER FINANCING SOURCES (USES)										
6001 OTHER FINANCING SOURCES	0.00	0.00	0	0.00	0	0.00	0	0.00	975.00	975.00
TOTAL OTHER FINANCING SOURCES (USES)	0.00	0.00		0.00		0.00		0.00	975.00	975.00
NET CHANGE IN FUND BALANCE	0.00	0.00		0.00		0.00		0.00	-975.00	-975.00



FUND DEPT 3105-022 : CAPITAL ASSET REPLCMT FND - COUNTY CLERK

5/11/2022 12:09:58 PM

PERIOD ENDING 4/30/2022

	ACTUAL LAST YEAR			ACTUAL THIS YEAR				ENCUMBRANCE	BUDGET	UNENCUMBERED BALANCE
	CURRENT MONTH	YEAR TO DATE	%	CURRENT MONTH	%	YEAR TO DATE	%			
EXPENDITURES										
TOTAL EXPENDITURES	0.00	0.00	0	0.00	0	0.00	0	0.00	0.00	0.00
OTHER FINANCING SOURCES (USES)										
6001 OTHER FINANCING SOURCES	0.00	0.00	0	0.00	0	0.00	0	0.00	6,250.00	6,250.00
TOTAL OTHER FINANCING SOURCES (USES)	0.00	0.00		0.00		0.00		0.00	6,250.00	6,250.00
NET CHANGE IN FUND BALANCE	0.00	0.00		0.00		0.00		0.00	-6,250.00	-6,250.00



FUND DEPT 3105-025 : CAPITAL ASSET REPLCMT FND - SUPERVISOR OF ASSESSMENT

5/11/2022 12:09:58 PM

PERIOD ENDING 4/30/2022

	ACTUAL LAST YEAR			ACTUAL THIS YEAR				ENCUMBRANCE	BUDGET	UNENCUMBERED BALANCE
	CURRENT MONTH	YEAR TO DATE	%	CURRENT MONTH	%	YEAR TO DATE	%			
EXPENDITURES										
5010 COMMODITIES	0.00	0.00	0	0.00	0	0.00	0	0.00	5,248.24	5,248.24
5020 SERVICES	0.00	3,530.80	71	1,617.84	27	5,325.18	90	0.00	5,901.76	576.58
TOTAL EXPENDITURES	0.00	3,530.80	46	1,617.84	15	5,325.18	48	0.00	11,150.00	5,824.82
OTHER FINANCING SOURCES (USES)										
6001 OTHER FINANCING SOURCES	0.00	0.00	0	0.00	0	0.00	0	0.00	10,593.00	10,593.00
TOTAL OTHER FINANCING SOURCES (USES)	0.00	0.00		0.00		0.00		0.00	10,593.00	10,593.00
NET CHANGE IN FUND BALANCE	0.00	3,530.80		1,617.84		5,325.18		0.00	557.00	-4,768.18




FUND DEPT 3105-026 : CAPITAL ASSET REPLCMT FND - COUNTY TREASURER

5/11/2022 12:09:58 PM

PERIOD ENDING 4/30/2022

	ACTUAL LAST YEAR			ACTUAL THIS YEAR				ENCUMBRANCE	BUDGET	UNENCUMBERED BALANCE
	CURRENT MONTH	YEAR TO DATE	%	CURRENT MONTH	%	YEAR TO DATE	%			
EXPENDITURES										
5010 COMMODITIES	0.00	0.00	0	0.00	0	0.00	0	0.00	11,900.00	11,900.00
TOTAL EXPENDITURES	0.00	0.00	0	0.00	0	0.00	0	0.00	11,900.00	11,900.00
OTHER FINANCING SOURCES (USES)										
6001 OTHER FINANCING SOURCES	0.00	0.00	0	0.00	0	0.00	0	0.00	11,710.00	11,710.00
TOTAL OTHER FINANCING SOURCES (USES)	0.00	0.00		0.00		0.00		0.00	11,710.00	11,710.00
NET CHANGE IN FUND BALANCE	0.00	0.00		0.00		0.00		0.00	190.00	190.00



FUND DEPT 3105-028 : CAPITAL ASSET REPLCMT FND - INFORMATION TECHNOLOGY (IT)

5/11/2022 12:09:58 PM

PERIOD ENDING 4/30/2022

	ACTUAL LAST YEAR			ACTUAL THIS YEAR				ENCUMBRANCE	BUDGET	UNENCUMBERED BALANCE
	CURRENT MONTH	YEAR TO DATE	%	CURRENT MONTH	%	YEAR TO DATE	%			
EXPENDITURES										
5010 COMMODITIES	1,136.62	1,136.62	2	96.21	0	6,418.75	23	0.00	28,189.00	21,770.25
5020 SERVICES	165,995.68	537,908.81	42	33,448.32	3	422,844.48	42	0.00	997,902.00	575,057.52
8000 CAPITAL OUTLAY	20,420.00	40,840.00	44	20,420.00	3	53,755.24	8	0.00	642,480.00	588,724.76
TOTAL EXPENDITURES	187,552.30	579,885.43	41	53,964.53	3	483,018.47	29	0.00	1,668,571.00	1,185,552.53
OTHER FINANCING SOURCES (USES)										
6001 OTHER FINANCING SOURCES	0.00	31,472.00	2	0.00	0	0.00	0	0.00	1,350,053.00	1,350,053.00
TOTAL OTHER FINANCING SOURCES (USES)	0.00	31,472.00		0.00		0.00		0.00	1,350,053.00	1,350,053.00
NET CHANGE IN FUND BALANCE	187,552.30	548,413.43		53,964.53		483,018.47		0.00	318,518.00	-164,500.47



FUND DEPT 3105-036 : CAPITAL ASSET REPLCMT FND - PUBLIC DEFENDER

5/11/2022 12:09:58 PM

PERIOD ENDING 4/30/2022

	ACTUAL LAST YEAR			ACTUAL THIS YEAR				ENCUMBRANCE	BUDGET	UNENCUMBERED BALANCE
	CURRENT MONTH	YEAR TO DATE	%	CURRENT MONTH	%	YEAR TO DATE	%			
EXPENDITURES										
5010 COMMODITIES	0.00	0.00	0	0.00	0	101.78	1	0.00	9,683.00	9,581.22
TOTAL EXPENDITURES	0.00	0.00	0	0.00	0	101.78	1	0.00	9,683.00	9,581.22
OTHER FINANCING SOURCES (USES)										
6001 OTHER FINANCING SOURCES	0.00	0.00	0	0.00	0	0.00	0	0.00	11,883.00	11,883.00
TOTAL OTHER FINANCING SOURCES (USES)	0.00	0.00		0.00		0.00		0.00	11,883.00	11,883.00
NET CHANGE IN FUND BALANCE	0.00	0.00		0.00		101.78		0.00	-2,200.00	-2,301.78



FUND DEPT 3105-040 : CAPITAL ASSET REPLCMT FND - SHERIFF

5/11/2022 12:09:58 PM

PERIOD ENDING 4/30/2022

	ACTUAL LAST YEAR			ACTUAL THIS YEAR				ENCUMBRANCE	BUDGET	UNENCUMBERED BALANCE
	CURRENT MONTH	YEAR TO DATE	%	CURRENT MONTH	%	YEAR TO DATE	%			
EXPENDITURES										
5010 COMMODITIES	0.00	0.00	0	0.00	0	0.00	0	0.00	199,236.00	199,236.00
5020 SERVICES	8,520.00	17,040.00	50	8,520.00	19	17,040.00	37	0.00	45,992.00	28,952.00
TOTAL EXPENDITURES	8,520.00	17,040.00	7	8,520.00	3	17,040.00	7	0.00	245,228.00	228,188.00
OTHER FINANCING SOURCES (USES)										
6001 OTHER FINANCING SOURCES	0.00	0.00	0	0.00	0	0.00	0	0.00	143,346.00	143,346.00
TOTAL OTHER FINANCING SOURCES (USES)	0.00	0.00		0.00		0.00		0.00	143,346.00	143,346.00
NET CHANGE IN FUND BALANCE	8,520.00	17,040.00		8,520.00		17,040.00		0.00	101,882.00	84,842.00



FUND DEPT 3105-041 : CAPITAL ASSET REPLCMT FND - STATES ATTORNEY

5/11/2022 12:09:58 PM

PERIOD ENDING 4/30/2022

	ACTUAL LAST YEAR			ACTUAL THIS YEAR				ENCUMBRANCE	BUDGET	UNENCUMBERED BALANCE
	CURRENT MONTH	YEAR TO DATE	%	CURRENT MONTH	%	YEAR TO DATE	%			
EXPENDITURES										
5010 COMMODITIES	0.00	0.00	0	0.00	0	493.00	1	0.00	33,150.00	32,657.00
5020 SERVICES	0.00	0.00	0	0.00	0	0.00	0	0.00	50,000.00	50,000.00
8000 CAPITAL OUTLAY	0.00	0.00	0	0.00	0	0.00	0	0.00	3,028.00	3,028.00
TOTAL EXPENDITURES	0.00	0.00	0	0.00	0	493.00	1	0.00	86,178.00	85,685.00
OTHER FINANCING SOURCES (USES)										
6001 OTHER FINANCING SOURCES	0.00	0.00	0	0.00	0	0.00	0	0.00	44,848.00	44,848.00
TOTAL OTHER FINANCING SOURCES (USES)	0.00	0.00		0.00		0.00		0.00	44,848.00	44,848.00
NET CHANGE IN FUND BALANCE	0.00	0.00		0.00		493.00		0.00	41,330.00	40,837.00




FUND DEPT 3105-042 : CAPITAL ASSET REPLCMT FND - CORONER

5/11/2022 12:09:58 PM

PERIOD ENDING 4/30/2022

	ACTUAL LAST YEAR			ACTUAL THIS YEAR				ENCUMBRANCE	BUDGET	UNENCUMBERED BALANCE
	CURRENT MONTH	YEAR TO DATE	%	CURRENT MONTH	%	YEAR TO DATE	%			
EXPENDITURES										
5010 COMMODITIES	0.00	0.00	0	2,551.71	9	6,940.35	25	0.00	27,629.00	20,688.65
8000 CAPITAL OUTLAY	0.00	0.00	0	0.00	0	0.00	0	0.00	8,611.00	8,611.00
TOTAL EXPENDITURES	0.00	0.00	0	2,551.71	7	6,940.35	19	0.00	36,240.00	29,299.65
OTHER FINANCING SOURCES (USES)										
TOTAL OTHER FINANCING SOURCES (USES)	0.00	0.00		0.00		0.00		0.00	0.00	0.00
NET CHANGE IN FUND BALANCE	0.00	0.00		2,551.71		6,940.35		0.00	36,240.00	29,299.65



FUND DEPT 3105-043 : CAPITAL ASSET REPLCMT FND - EMERGENCY MGMT AGCY (EMA)

5/11/2022 12:09:58 PM

PERIOD ENDING 4/30/2022

	ACTUAL LAST YEAR			ACTUAL THIS YEAR				ENCUMBRANCE	BUDGET	UNENCUMBERED BALANCE
	CURRENT MONTH	YEAR TO DATE	%	CURRENT MONTH	%	YEAR TO DATE	%			
EXPENDITURES										
8000 CAPITAL OUTLAY	0.00	0.00	0	0.00	0	0.00	0	0.00	18,000.00	18,000.00
TOTAL EXPENDITURES	0.00	0.00	0	0.00	0	0.00	0	0.00	18,000.00	18,000.00
OTHER FINANCING SOURCES (USES)										
6001 OTHER FINANCING SOURCES	0.00	0.00	0	0.00	0	0.00	0	0.00	36,600.00	36,600.00
TOTAL OTHER FINANCING SOURCES (USES)	0.00	0.00		0.00		0.00		0.00	36,600.00	36,600.00
NET CHANGE IN FUND BALANCE	0.00	0.00		0.00		0.00		0.00	-18,600.00	-18,600.00



FUND DEPT 3105-051 : CAPITAL ASSET REPLCMT FND - JUVENILE DETENTION CENTER

5/11/2022 12:09:58 PM

PERIOD ENDING 4/30/2022

	ACTUAL LAST YEAR			ACTUAL THIS YEAR				ENCUMBRANCE	BUDGET	UNENCUMBERED BALANCE
	CURRENT MONTH	YEAR TO DATE	%	CURRENT MONTH	%	YEAR TO DATE	%			
EXPENDITURES										
5010 COMMODITIES	0.00	1,201.00	3	0.00	0	0.00	0	0.00	6,065.00	6,065.00
5020 SERVICES	0.00	3,995.00	100	0.00	0	3,995.00	100	0.00	4,000.00	5.00
8000 CAPITAL OUTLAY	0.00	22,568.15	100	0.00	0	0.00	0	0.00	59,571.00	59,571.00
TOTAL EXPENDITURES	0.00	27,764.15	42	0.00	0	3,995.00	6	0.00	69,636.00	65,641.00
OTHER FINANCING SOURCES (USES)										
6001 OTHER FINANCING SOURCES	0.00	0.00	0	0.00	0	0.00	0	0.00	70,092.00	70,092.00
TOTAL OTHER FINANCING SOURCES (USES)	0.00	0.00		0.00		0.00		0.00	70,092.00	70,092.00
NET CHANGE IN FUND BALANCE	0.00	27,764.15		0.00		3,995.00		0.00	-456.00	-4,451.00



FUND DEPT 3105-052 : CAPITAL ASSET REPLCMT FND - COURT SERVICES -PROBATION

5/11/2022 12:09:58 PM

PERIOD ENDING 4/30/2022

	ACTUAL LAST YEAR			ACTUAL THIS YEAR				ENCUMBRANCE	BUDGET	UNENCUMBERED BALANCE
	CURRENT MONTH	YEAR TO DATE	%	CURRENT MONTH	%	YEAR TO DATE	%			
EXPENDITURES										
5010 COMMODITIES	0.00	0.00	0	0.00	0	0.00	0	0.00	13,015.00	13,015.00
8000 CAPITAL OUTLAY	0.00	0.00	0	0.00	0	0.00	0	0.00	14,681.00	14,681.00
TOTAL EXPENDITURES	0.00	0.00	0	0.00	0	0.00	0	0.00	27,696.00	27,696.00
OTHER FINANCING SOURCES (USES)										
6001 OTHER FINANCING SOURCES	0.00	0.00	0	0.00	0	0.00	0	0.00	30,616.00	30,616.00
TOTAL OTHER FINANCING SOURCES (USES)	0.00	0.00		0.00		0.00		0.00	30,616.00	30,616.00
NET CHANGE IN FUND BALANCE	0.00	0.00		0.00		0.00		0.00	-2,920.00	-2,920.00



FUND DEPT 3105-059 : CAPITAL ASSET REPLCMT FND - FACILITIES PLANNING

5/11/2022 12:09:58 PM

PERIOD ENDING 4/30/2022

	ACTUAL LAST YEAR			ACTUAL THIS YEAR				ENCUMBRANCE	BUDGET	UNENCUMBERED BALANCE
	CURRENT MONTH	YEAR TO DATE	%	CURRENT MONTH	%	YEAR TO DATE	%			
REVENUES										
TOTAL REVENUES	0.00	0.00	0	0.00	0	0.00	0	0.00	0.00	0.00
EXPENDITURES										
5020 SERVICES	164,637.60	178,028.90	57	4,211.77	1	17,135.37	5	16,660.00	338,233.82	321,098.45
8000 CAPITAL OUTLAY	16,590.00	79,853.82	2	535,879.30	11	1,247,456.75	26	14,645.00	4,835,967.18	3,588,510.43
TOTAL EXPENDITURES	181,227.60	257,882.72	5	540,091.07	10	1,264,592.12	24	31,305.00	5,174,201.00	3,909,608.88
OTHER FINANCING SOURCES (USES)										
6001 OTHER FINANCING SOURCES	0.00	0.00	0	0.00	0	0.00	0	0.00	2,150,000.00	2,150,000.00
TOTAL OTHER FINANCING SOURCES (USES)	0.00	0.00		0.00		0.00		0.00	2,150,000.00	2,150,000.00
NET CHANGE IN FUND BALANCE	181,227.60	257,882.72		540,091.07		1,264,592.12		31,305.00	3,024,201.00	1,759,608.88




FUND DEPT 3105-071 : CAPITAL ASSET REPLCMT FND - PUBLIC PROP (PHYS, PLNT, FAC)

5/11/2022 12:09:58 PM

PERIOD ENDING 4/30/2022

	ACTUAL LAST YEAR			ACTUAL THIS YEAR				ENCUMBRANCE	BUDGET	UNENCUMBERED BALANCE
	CURRENT MONTH	YEAR TO DATE	%	CURRENT MONTH	%	YEAR TO DATE	%			
EXPENDITURES										
5010 COMMODITIES	0.00	0.00	0	0.00	0	0.00	0	0.00	10,550.00	10,550.00
8000 CAPITAL OUTLAY	0.00	0.00	0	0.00	0	23,182.00	30	0.00	76,400.00	53,218.00
TOTAL EXPENDITURES	0.00	0.00	0	0.00	0	23,182.00	27	0.00	86,950.00	63,768.00
OTHER FINANCING SOURCES (USES)										
6001 OTHER FINANCING SOURCES	0.00	0.00	0	0.00	0	0.00	0	0.00	187,782.00	187,782.00
TOTAL OTHER FINANCING SOURCES (USES)	0.00	0.00		0.00		0.00		0.00	187,782.00	187,782.00
NET CHANGE IN FUND BALANCE	0.00	0.00		0.00		23,182.00		0.00	-100,832.00	-124,014.00



FUND DEPT 3105-077 : CAPITAL ASSET REPLCMT FND - ZONING AND ENFORCE (P&Z)

5/11/2022 12:09:58 PM

PERIOD ENDING 4/30/2022

	ACTUAL LAST YEAR			ACTUAL THIS YEAR				ENCUMBRANCE	BUDGET	UNENCUMBERED BALANCE
	CURRENT MONTH	YEAR TO DATE	%	CURRENT MONTH	%	YEAR TO DATE	%			
EXPENDITURES										
5010 COMMODITIES	0.00	0.00	0	0.00	0	0.00	0	0.00	3,900.00	3,900.00
5020 SERVICES	0.00	0.00	0	0.00	0	0.00	0	0.00	25,080.00	25,080.00
TOTAL EXPENDITURES	0.00	0.00	0	0.00	0	0.00	0	0.00	28,980.00	28,980.00
OTHER FINANCING SOURCES (USES)										
6001 OTHER FINANCING SOURCES	0.00	0.00	0	0.00	0	0.00	0	0.00	28,323.00	28,323.00
TOTAL OTHER FINANCING SOURCES (USES)	0.00	0.00		0.00		0.00		0.00	28,323.00	28,323.00
NET CHANGE IN FUND BALANCE	0.00	0.00		0.00		0.00		0.00	657.00	657.00



FUND DEPT 3105-140 : CAPITAL ASSET REPLCMT FND - CORRECTIONAL CENTER

5/11/2022 12:09:58 PM

PERIOD ENDING 4/30/2022

	ACTUAL LAST YEAR			ACTUAL THIS YEAR				ENCUMBRANCE	BUDGET	UNENCUMBERED BALANCE
	CURRENT MONTH	YEAR TO DATE	%	CURRENT MONTH	%	YEAR TO DATE	%			
EXPENDITURES										
5010 COMMODITIES	0.00	0.00	0	0.00	0	0.00	0	0.00	110,882.00	110,882.00
5020 SERVICES	26,328.50	52,657.00	33	55,279.75	32	81,608.25	47	0.00	172,662.00	91,053.75
8000 CAPITAL OUTLAY	0.00	0.00	0	0.00	0	0.00	0	0.00	73,000.00	73,000.00
TOTAL EXPENDITURES	26,328.50	52,657.00	29	55,279.75	16	81,608.25	23	0.00	356,544.00	274,935.75
OTHER FINANCING SOURCES (USES)										
6001 OTHER FINANCING SOURCES	0.00	0.00	0	0.00	0	0.00	0	0.00	274,761.00	274,761.00
TOTAL OTHER FINANCING SOURCES (USES)	0.00	0.00		0.00		0.00		0.00	274,761.00	274,761.00
NET CHANGE IN FUND BALANCE	26,328.50	52,657.00		55,279.75		81,608.25		0.00	81,783.00	174.75




FUND DEPT 3303-010 : COURT COMPLEX CONSTR FUND - COUNTY BOARD

5/11/2022 12:09:58 PM

PERIOD ENDING 4/30/2022

	ACTUAL LAST YEAR			ACTUAL THIS YEAR				ENCUMBRANCE	BUDGET	UNENCUMBERED BALANCE
	CURRENT MONTH	YEAR TO DATE	%	CURRENT MONTH	%	YEAR TO DATE	%			
REVENUES										
4008 INVESTMENT EARNINGS	1.12	24.41	5	0.00	0	0.00	0	0.00	25.00	25.00
TOTAL REVENUES	1.12	24.41	5	0.00	0	0.00	0	0.00	25.00	25.00
EXPENDITURES										
5020 SERVICES	0.00	0.00	0	0.00	0	0.00	0	0.00	16,925.00	16,925.00
TOTAL EXPENDITURES	0.00	0.00	0	0.00	0	0.00	0	0.00	16,925.00	16,925.00
OTHER FINANCING SOURCES (USES)										
TOTAL OTHER FINANCING SOURCES (USES)	0.00	0.00		0.00		0.00		0.00	0.00	0.00
NET CHANGE IN FUND BALANCE	-1.12	-24.41		0.00		0.00		0.00	16,900.00	16,900.00



FUND DEPT 4074-010 : 2003 NURS HM BOND DBT SRV - COUNTY BOARD

5/11/2022 12:09:58 PM

PERIOD ENDING 4/30/2022

	ACTUAL LAST YEAR			ACTUAL THIS YEAR				ENCUMBRANCE	BUDGET	UNENCUMBERED BALANCE
	CURRENT MONTH	YEAR TO DATE	%	CURRENT MONTH	%	YEAR TO DATE	%			
REVENUES										
TOTAL REVENUES	0.00	0.00	0	0.00	0	0.00	0	0.00	0.00	0.00
EXPENDITURES										
TOTAL EXPENDITURES	0.00	0.00	0	0.00	0	0.00	0	0.00	0.00	0.00
OTHER FINANCING SOURCES (USES)										
TOTAL OTHER FINANCING SOURCES (USES)	0.00	0.00		0.00		0.00		0.00	0.00	0.00
NET CHANGE IN FUND BALANCE	0.00	0.00		0.00		0.00		0.00	0.00	0.00



FUND DEPT 4350-010 : HWY FACIL BOND DEBT SERVICE - COUNTY BOARD

5/11/2022 12:09:58 PM

PERIOD ENDING 4/30/2022

	ACTUAL LAST YEAR			ACTUAL THIS YEAR				ENCUMBRANCE	BUDGET	UNENCUMBERED BALANCE
	CURRENT MONTH	YEAR TO DATE	%	CURRENT MONTH	%	YEAR TO DATE	%			
REVENUES										
TOTAL REVENUES	0.00	0.00	0	0.00	0	0.00	0	0.00	0.00	0.00
OTHER FINANCING SOURCES (USES)										
TOTAL OTHER FINANCING SOURCES (USES)	0.00	0.00		0.00		0.00		0.00	0.00	0.00
NET CHANGE IN FUND BALANCE	0.00	0.00		0.00		0.00		0.00	0.00	0.00



FUND DEPT 5081-120 : NURSING HOME - EMPLOYEE GROUP INSURANCE

5/11/2022 12:09:58 PM

PERIOD ENDING 4/30/2022

	ACTUAL LAST YEAR			ACTUAL THIS YEAR				ENCUMBRANCE	BUDGET	UNENCUMBERED BALANCE
	CURRENT MONTH	YEAR TO DATE	%	CURRENT MONTH	%	YEAR TO DATE	%			
OTHER FINANCING SOURCES (USES)										
TOTAL OTHER FINANCING SOURCES (USES)	<i>0.00</i>	<i>0.00</i>		<i>0.00</i>		<i>0.00</i>		<i>0.00</i>	<i>0.00</i>	<i>0.00</i>
NET CHANGE IN FUND BALANCE	0.00	0.00		0.00		0.00		0.00	0.00	0.00



FUND DEPT 5081-405 : NURSING HOME - NURSING HOME TRANSITION

5/11/2022 12:09:58 PM

PERIOD ENDING 4/30/2022

	ACTUAL LAST YEAR			ACTUAL THIS YEAR				ENCUMBRANCE	BUDGET	UNENCUMBERED BALANCE
	CURRENT MONTH	YEAR TO DATE	%	CURRENT MONTH	%	YEAR TO DATE	%			
REVENUES										
4009 MISCELLANEOUS REVENUES	110,000.00	110,000.00	100	0.00	0	0.00	0	0.00	110,000.00	110,000.00
TOTAL REVENUES	110,000.00	110,000.00	100	0.00	0	0.00	0	0.00	110,000.00	110,000.00
EXPENDITURES										
TOTAL EXPENDITURES	0.00	0.00	0	0.00	0	0.00	0	0.00	0.00	0.00
OTHER FINANCING SOURCES (USES)										
6001 OTHER FINANCING SOURCES	-1,000,000.00	-1,000,000.00	-100	0.00	0	0.00	0	0.00	0.00	0.00
TOTAL OTHER FINANCING SOURCES (USES)	-1,000,000.00	-1,000,000.00		0.00		0.00		0.00	0.00	0.00
NET CHANGE IN FUND BALANCE	890,000.00	890,000.00		0.00		0.00		0.00	-110,000.00	-110,000.00



FUND DEPT 5081-410 : NURSING HOME - ADMINISTRATIVE

5/11/2022 12:09:58 PM

PERIOD ENDING 4/30/2022

	ACTUAL LAST YEAR			ACTUAL THIS YEAR				ENCUMBRANCE	BUDGET	UNENCUMBERED BALANCE
	CURRENT MONTH	YEAR TO DATE	%	CURRENT MONTH	%	YEAR TO DATE	%			
REVENUES										
4008 INVESTMENT EARNINGS	27.08	78.89	0	0.00	0	0.00	0	0.00	0.00	0.00
4009 MISCELLANEOUS REVENUES	6,597.00	7,269.47	0	0.00	0	0.00	0	0.00	0.00	0.00
TOTAL REVENUES	6,624.08	7,348.36	0	0.00	0	0.00	0	0.00	0.00	0.00
EXPENDITURES										
5020 SERVICES	5,221.13	14,462.75	18	0.00	0	12,007.80	48	0.00	25,000.00	12,992.20
TOTAL EXPENDITURES	5,221.13	14,462.75	18	0.00	0	12,007.80	48	0.00	25,000.00	12,992.20
OTHER FINANCING SOURCES (USES)										
6001 OTHER FINANCING SOURCES	1,000,000.00	2,000,000.00	0	0.00	0	0.00	0	0.00	0.00	0.00
TOTAL OTHER FINANCING SOURCES (USES)	1,000,000.00	2,000,000.00		0.00		0.00		0.00	0.00	0.00
NET CHANGE IN FUND BALANCE	-1,001,402.95	-1,992,885.61		0.00		12,007.80		0.00	25,000.00	12,992.20



FUND DEPT 5081-415 : NURSING HOME - ENVIRONMENTAL SERVICES

5/11/2022 12:09:58 PM

PERIOD ENDING 4/30/2022

	ACTUAL LAST YEAR			ACTUAL THIS YEAR				ENCUMBRANCE	BUDGET	UNENCUMBERED BALANCE
	CURRENT MONTH	YEAR TO DATE	%	CURRENT MONTH	%	YEAR TO DATE	%			
EXPENDITURES										
TOTAL EXPENDITURES	0.00	0.00	0	0.00	0	0.00	0	0.00	0.00	0.00
NET CHANGE IN FUND BALANCE	0.00	0.00		0.00		0.00		0.00	0.00	0.00



FUND DEPT 5081-420 : NURSING HOME - LAUNDRY

5/11/2022 12:09:58 PM

PERIOD ENDING 4/30/2022

	ACTUAL LAST YEAR			ACTUAL THIS YEAR				ENCUMBRANCE	BUDGET	UNENCUMBERED BALANCE
	CURRENT MONTH	YEAR TO DATE	%	CURRENT MONTH	%	YEAR TO DATE	%			
EXPENDITURES										
TOTAL EXPENDITURES	0.00	0.00	0	0.00	0	0.00	0	0.00	0.00	0.00
NET CHANGE IN FUND BALANCE	0.00	0.00		0.00		0.00		0.00	0.00	0.00



FUND DEPT 5081-425 : NURSING HOME - MAINTENANCE

5/11/2022 12:09:58 PM

PERIOD ENDING 4/30/2022

	ACTUAL LAST YEAR			ACTUAL THIS YEAR				ENCUMBRANCE	BUDGET	UNENCUMBERED BALANCE
	CURRENT MONTH	YEAR TO DATE	%	CURRENT MONTH	%	YEAR TO DATE	%			
EXPENDITURES										
TOTAL EXPENDITURES	0.00	0.00	0	0.00	0	0.00	0	0.00	0.00	0.00
NET CHANGE IN FUND BALANCE	0.00	0.00		0.00		0.00		0.00	0.00	0.00



FUND DEPT 5081-430 : NURSING HOME - NURSING SERVICES

5/11/2022 12:09:58 PM

PERIOD ENDING 4/30/2022

	ACTUAL LAST YEAR			ACTUAL THIS YEAR				ENCUMBRANCE	BUDGET	UNENCUMBERED BALANCE
	CURRENT MONTH	YEAR TO DATE	%	CURRENT MONTH	%	YEAR TO DATE	%			
EXPENDITURES										
TOTAL EXPENDITURES	0.00	0.00	0	0.00	0	0.00	0	0.00	0.00	0.00
NET CHANGE IN FUND BALANCE	0.00	0.00		0.00		0.00		0.00	0.00	0.00



FUND DEPT 5081-440 : NURSING HOME - ACTIVITIES

5/11/2022 12:09:58 PM

PERIOD ENDING 4/30/2022

	ACTUAL LAST YEAR			ACTUAL THIS YEAR				ENCUMBRANCE	BUDGET	UNENCUMBERED BALANCE
	CURRENT MONTH	YEAR TO DATE	%	CURRENT MONTH	%	YEAR TO DATE	%			
EXPENDITURES										
TOTAL EXPENDITURES	0.00	0.00	0	0.00	0	0.00	0	0.00	0.00	0.00
NET CHANGE IN FUND BALANCE	0.00	0.00		0.00		0.00		0.00	0.00	0.00



FUND DEPT 5081-441 : NURSING HOME - SOCIAL SERVICES

5/11/2022 12:09:58 PM

PERIOD ENDING 4/30/2022

	ACTUAL LAST YEAR			ACTUAL THIS YEAR				ENCUMBRANCE	BUDGET	UNENCUMBERED BALANCE
	CURRENT MONTH	YEAR TO DATE	%	CURRENT MONTH	%	YEAR TO DATE	%			
EXPENDITURES										
TOTAL EXPENDITURES	<i>0.00</i>	<i>0.00</i>	<i>0</i>	<i>0.00</i>	<i>0</i>	<i>0.00</i>	<i>0</i>	<i>0.00</i>	<i>0.00</i>	<i>0.00</i>
NET CHANGE IN FUND BALANCE	0.00	0.00		0.00		0.00		0.00	0.00	0.00



FUND DEPT 5081-445 : NURSING HOME - PHYSICAL THERAPY

5/11/2022 12:09:58 PM

PERIOD ENDING 4/30/2022

	ACTUAL LAST YEAR			ACTUAL THIS YEAR				ENCUMBRANCE	BUDGET	UNENCUMBERED BALANCE
	CURRENT MONTH	YEAR TO DATE	%	CURRENT MONTH	%	YEAR TO DATE	%			
EXPENDITURES										
TOTAL EXPENDITURES	0.00	0.00	0	0.00	0	0.00	0	0.00	0.00	0.00
NET CHANGE IN FUND BALANCE	0.00	0.00		0.00		0.00		0.00	0.00	0.00



FUND DEPT 5081-446 : NURSING HOME - OCCUPATIONAL THERAPY

5/11/2022 12:09:58 PM

PERIOD ENDING 4/30/2022

	ACTUAL LAST YEAR			ACTUAL THIS YEAR				ENCUMBRANCE	BUDGET	UNENCUMBERED BALANCE
	CURRENT MONTH	YEAR TO DATE	%	CURRENT MONTH	%	YEAR TO DATE	%			
EXPENDITURES										
TOTAL EXPENDITURES	0.00	0.00	0	0.00	0	0.00	0	0.00	0.00	0.00
NET CHANGE IN FUND BALANCE	0.00	0.00		0.00		0.00		0.00	0.00	0.00



FUND DEPT 5081-447 : NURSING HOME - RESPIRATORY THERAPY

5/11/2022 12:09:58 PM

PERIOD ENDING 4/30/2022

	ACTUAL LAST YEAR			ACTUAL THIS YEAR				ENCUMBRANCE	BUDGET	UNENCUMBERED BALANCE
	CURRENT MONTH	YEAR TO DATE	%	CURRENT MONTH	%	YEAR TO DATE	%			
EXPENDITURES										
TOTAL EXPENDITURES	<i>0.00</i>	<i>0.00</i>	<i>0</i>	<i>0.00</i>	<i>0</i>	<i>0.00</i>	<i>0</i>	<i>0.00</i>	<i>0.00</i>	<i>0.00</i>
NET CHANGE IN FUND BALANCE	0.00	0.00		0.00		0.00		0.00	0.00	0.00



FUND DEPT 5081-448 : NURSING HOME - SPEECH THERAPY

5/11/2022 12:09:58 PM

PERIOD ENDING 4/30/2022

	ACTUAL LAST YEAR			ACTUAL THIS YEAR				ENCUMBRANCE	BUDGET	UNENCUMBERED BALANCE
	CURRENT MONTH	YEAR TO DATE	%	CURRENT MONTH	%	YEAR TO DATE	%			
EXPENDITURES										
TOTAL EXPENDITURES	0.00	0.00	0	0.00	0	0.00	0	0.00	0.00	0.00
NET CHANGE IN FUND BALANCE	0.00	0.00		0.00		0.00		0.00	0.00	0.00



FUND DEPT 5081-450 : NURSING HOME - DIETARY

5/11/2022 12:09:58 PM

PERIOD ENDING 4/30/2022

	ACTUAL LAST YEAR			ACTUAL THIS YEAR				ENCUMBRANCE	BUDGET	UNENCUMBERED BALANCE
	CURRENT MONTH	YEAR TO DATE	%	CURRENT MONTH	%	YEAR TO DATE	%			
EXPENDITURES										
TOTAL EXPENDITURES	0.00	0.00	0	0.00	0	0.00	0	0.00	0.00	0.00
NET CHANGE IN FUND BALANCE	0.00	0.00		0.00		0.00		0.00	0.00	0.00



FUND DEPT 5081-455 : NURSING HOME - BEAUTY SHOP

5/11/2022 12:09:58 PM

PERIOD ENDING 4/30/2022

	ACTUAL LAST YEAR			ACTUAL THIS YEAR				ENCUMBRANCE	BUDGET	UNENCUMBERED BALANCE
	CURRENT MONTH	YEAR TO DATE	%	CURRENT MONTH	%	YEAR TO DATE	%			
EXPENDITURES										
TOTAL EXPENDITURES	0.00	0.00	0	0.00	0	0.00	0	0.00	0.00	0.00
NET CHANGE IN FUND BALANCE	0.00	0.00		0.00		0.00		0.00	0.00	0.00



FUND DEPT 5081-460 : NURSING HOME - ADULT DAY CARE

5/11/2022 12:09:58 PM

PERIOD ENDING 4/30/2022

	ACTUAL LAST YEAR			ACTUAL THIS YEAR				ENCUMBRANCE	BUDGET	UNENCUMBERED BALANCE
	CURRENT MONTH	YEAR TO DATE	%	CURRENT MONTH	%	YEAR TO DATE	%			
EXPENDITURES										
TOTAL EXPENDITURES	0.00	0.00	0	0.00	0	0.00	0	0.00	0.00	0.00
NET CHANGE IN FUND BALANCE	0.00	0.00		0.00		0.00		0.00	0.00	0.00



FUND DEPT 5081-462 : NURSING HOME - ALZHEIMERS UNIT

5/11/2022 12:09:58 PM

PERIOD ENDING 4/30/2022

	ACTUAL LAST YEAR			ACTUAL THIS YEAR				ENCUMBRANCE	BUDGET	UNENCUMBERED BALANCE
	CURRENT MONTH	YEAR TO DATE	%	CURRENT MONTH	%	YEAR TO DATE	%			
EXPENDITURES										
TOTAL EXPENDITURES	0.00	0.00	0	0.00	0	0.00	0	0.00	0.00	0.00
NET CHANGE IN FUND BALANCE	0.00	0.00		0.00		0.00		0.00	0.00	0.00




FUND DEPT 6476-118 : SELF-FUNDED INSURANCE - PROPERTY/LIABILITY INSUR

5/11/2022 12:09:58 PM

PERIOD ENDING 4/30/2022

	ACTUAL LAST YEAR			ACTUAL THIS YEAR				ENCUMBRANCE	BUDGET	UNENCUMBERED BALANCE
	CURRENT MONTH	YEAR TO DATE	%	CURRENT MONTH	%	YEAR TO DATE	%			
REVENUES										
4007 CHARGES FOR SERVICES	0.00	0.00	0	0.00	0	0.00	0	0.00	1,584,242.00	1,584,242.00
TOTAL REVENUES	0.00	0.00	0	0.00	0	0.00	0	0.00	1,584,242.00	1,584,242.00
EXPENDITURES										
5020 SERVICES	251,861.02	951,828.98	49	330,203.30	16	647,380.66	31	0.00	2,072,378.00	1,424,997.34
TOTAL EXPENDITURES	251,861.02	951,828.98	49	330,203.30	16	647,380.66	31	0.00	2,072,378.00	1,424,997.34
OTHER FINANCING SOURCES (USES)										
6001 OTHER FINANCING SOURCES	133,686.00	133,686.00	53	0.00	0	0.00	0	0.00	250,000.00	250,000.00
7001 OTHER FINANCING USES	0.00	0.00	0	0.00	0	0.00	0	0.00	-6,864.00	-6,864.00
TOTAL OTHER FINANCING SOURCES (USES)	133,686.00	133,686.00		0.00		0.00		0.00	243,136.00	243,136.00
NET CHANGE IN FUND BALANCE	118,175.02	818,142.98		330,203.30		647,380.66		0.00	245,000.00	-402,380.66



PERIOD ENDING 4/30/2022

	ACTUAL LAST YEAR			ACTUAL THIS YEAR				ENCUMBRANCE	BUDGET	UNENCUMBERED BALANCE
	CURRENT MONTH	YEAR TO DATE	%	CURRENT MONTH	%	YEAR TO DATE	%			
REVENUES										
4007 CHARGES FOR SERVICES	95,024.98	265,300.02	28	94,976.97	10	315,778.67	33	0.00	953,395.00	637,616.33
4008 INVESTMENT EARNINGS	187.72	532.24	5	0.00	0	0.00	0	0.00	1,600.00	1,600.00
TOTAL REVENUES	95,212.70	265,832.26	28	94,976.97	10	315,778.67	33	0.00	954,995.00	639,216.33
EXPENDITURES										
5003 FRINGE BENEFITS	28,198.58	308,473.45	33	40,977.75	4	117,513.72	13	0.00	939,667.00	822,153.28
TOTAL EXPENDITURES	28,198.58	308,473.45	33	40,977.75	4	117,513.72	13	0.00	939,667.00	822,153.28
OTHER FINANCING SOURCES (USES)										
7001 OTHER FINANCING USES	0.00	0.00	0	0.00	0	0.00	0	0.00	-13,728.00	-13,728.00
TOTAL OTHER FINANCING SOURCES (USES)	0.00	0.00		0.00		0.00		0.00	-13,728.00	-13,728.00
NET CHANGE IN FUND BALANCE	-67,014.12	42,641.19		-53,999.22		-198,264.95		0.00	-1,600.00	196,664.95



FUND DEPT 6620-120 : HEALTH-LIFE INSURANCE - EMPLOYEE GROUP INSURANCE

5/11/2022 12:09:58 PM

PERIOD ENDING 4/30/2022

	ACTUAL LAST YEAR			ACTUAL THIS YEAR				ENCUMBRANCE	BUDGET	UNENCUMBERED BALANCE
	CURRENT MONTH	YEAR TO DATE	%	CURRENT MONTH	%	YEAR TO DATE	%			
REVENUES										
4007 CHARGES FOR SERVICES	136,866.80	1,837,768.09	0	541,359.86	0	1,725,053.20	0	0.00	0.00	-1,725,053.20
4008 INVESTMENT EARNINGS	2.21	4.83	0	0.00	0	0.00	0	0.00	0.00	0.00
4009 MISCELLANEOUS REVENUES	10.00	30.00	0	0.00	0	0.00	0	0.00	7,425,950.00	7,425,950.00
TOTAL REVENUES	136,879.01	1,837,802.92	26	541,359.86	7	1,725,053.20	23	0.00	7,425,950.00	5,700,896.80
EXPENDITURES										
5003 FRINGE BENEFITS	569,494.34	2,295,584.35	33	539,056.10	7	2,178,074.07	29	0.00	7,406,250.00	5,228,175.93
5010 COMMODITIES	0.00	0.00	0	0.00	0	0.00	0	0.00	200.00	200.00
5020 SERVICES	0.00	0.00	0	0.00	0	0.00	0	0.00	19,500.00	19,500.00
TOTAL EXPENDITURES	569,494.34	2,295,584.35	33	539,056.10	7	2,178,074.07	29	0.00	7,425,950.00	5,247,875.93
OTHER FINANCING SOURCES (USES)										
TOTAL OTHER FINANCING SOURCES (USES)	0.00	0.00		0.00		0.00		0.00	0.00	0.00
NET CHANGE IN FUND BALANCE	432,615.33	457,781.43		-2,303.76		453,020.87		0.00	0.00	-453,020.87



FUND DEPT 7086-060 : TOWNSHIP MOTOR FUEL TAX - HIGHWAY

5/11/2022 12:09:58 PM

PERIOD ENDING 4/30/2022

	ACTUAL LAST YEAR			ACTUAL THIS YEAR				ENCUMBRANCE	BUDGET	UNENCUMBERED BALANCE
	CURRENT MONTH	YEAR TO DATE	%	CURRENT MONTH	%	YEAR TO DATE	%			
REVENUES										
4004 INTERGOVERNMENTAL REVENUE	0.00	1,972.69	0	261,268.90	0	712,614.76	0	0.00	0.00	-712,614.76
4008 INVESTMENT EARNINGS	184.13	558.10	0	0.00	0	0.00	0	0.00	0.00	0.00
4009 MISCELLANEOUS REVENUES	0.00	3,633.18	0	0.00	0	0.00	0	0.00	0.00	0.00
TOTAL REVENUES	184.13	6,163.97	0	261,268.90	0	712,614.76	0	0.00	0.00	-712,614.76
EXPENDITURES										
5020 SERVICES	7,350.36	68,934.61	0	0.00	0	12,009.60	0	0.00	15,000,000.00	14,987,990.40
TOTAL EXPENDITURES	7,350.36	68,934.61	0	0.00	0	12,009.60	0	0.00	15,000,000.00	14,987,990.40
NET CHANGE IN FUND BALANCE	7,166.23	62,770.64		-261,268.90		-700,605.16		0.00	15,000,000.00	15,700,605.16



FUND DEPT 7087-060 : TOWNSHIP BRIDGE - HIGHWAY

5/11/2022 12:09:58 PM

PERIOD ENDING 4/30/2022

	ACTUAL LAST YEAR			ACTUAL THIS YEAR				ENCUMBRANCE	BUDGET	UNENCUMBERED BALANCE
	CURRENT MONTH	YEAR TO DATE	%	CURRENT MONTH	%	YEAR TO DATE	%			
REVENUES										
4008 INVESTMENT EARNINGS	10.87	35.30	0	0.00	0	0.00	0	0.00	0.00	0.00
TOTAL REVENUES	10.87	35.30	0	0.00	0	0.00	0	0.00	0.00	0.00
EXPENDITURES										
8000 CAPITAL OUTLAY	27,039.44	70,872.59	0	0.00	0	0.00	0	0.00	5,000,000.00	5,000,000.00
TOTAL EXPENDITURES	27,039.44	70,872.59	0	0.00	0	0.00	0	0.00	5,000,000.00	5,000,000.00
NET CHANGE IN FUND BALANCE	27,028.57	70,837.29		0.00		0.00		0.00	5,000,000.00	5,000,000.00



FUND DEPT 7097-026 : ESTATE - COUNTY TREASURER

5/11/2022 12:09:58 PM

PERIOD ENDING 4/30/2022

	ACTUAL LAST YEAR			ACTUAL THIS YEAR				ENCUMBRANCE	BUDGET	UNENCUMBERED BALANCE
	CURRENT MONTH	YEAR TO DATE	%	CURRENT MONTH	%	YEAR TO DATE	%			
REVENUES										
4008 INVESTMENT EARNINGS	1.47	4.56	0	0.00	0	0.00	0	0.00	0.00	0.00
TOTAL REVENUES	1.47	4.56	0	0.00	0	0.00	0	0.00	0.00	0.00
NET CHANGE IN FUND BALANCE	-1.47	-4.56		0.00		0.00		0.00	0.00	0.00



FUND DEPT 7667-026 : PROPERTY CONDEMNATIONS - COUNTY TREASURER

5/11/2022 12:09:58 PM

PERIOD ENDING 4/30/2022

	ACTUAL LAST YEAR			ACTUAL THIS YEAR				ENCUMBRANCE	BUDGET	UNENCUMBERED BALANCE
	CURRENT MONTH	YEAR TO DATE	%	CURRENT MONTH	%	YEAR TO DATE	%			
REVENUES										
4008 INVESTMENT EARNINGS	9.13	28.35	0	0.00	0	0.00	0	0.00	0.00	0.00
TOTAL REVENUES	9.13	28.35	0	0.00	0	0.00	0	0.00	0.00	0.00
OTHER FINANCING SOURCES (USES)										
TOTAL OTHER FINANCING SOURCES (USES)	0.00	0.00		0.00		0.00		0.00	0.00	0.00
NET CHANGE IN FUND BALANCE	-9.13	-28.35		0.00		0.00		0.00	0.00	0.00



FUND DEPT 7687-040 : SHERIFF FORECLOSURES - SHERIFF

5/11/2022 12:09:58 PM

PERIOD ENDING 4/30/2022

	ACTUAL LAST YEAR			ACTUAL THIS YEAR				ENCUMBRANCE	BUDGET	UNENCUMBERED BALANCE
	CURRENT MONTH	YEAR TO DATE	%	CURRENT MONTH	%	YEAR TO DATE	%			
REVENUES										
4008 INVESTMENT EARNINGS	14.20	48.23	0	0.00	0	0.00	0	0.00	0.00	0.00
TOTAL REVENUES	14.20	48.23	0	0.00	0	0.00	0	0.00	0.00	0.00
OTHER FINANCING SOURCES (USES)										
6001 OTHER FINANCING SOURCES	223,200.00	526,700.00	0	152,500.00	0	429,100.00	0	0.00	0.00	-429,100.00
TOTAL OTHER FINANCING SOURCES (USES)	223,200.00	526,700.00		152,500.00		429,100.00		0.00	0.00	-429,100.00
NET CHANGE IN FUND BALANCE	-223,214.20	-526,748.23		-152,500.00		-429,100.00		0.00	0.00	429,100.00



FUND DEPT 7699-020 : GARNISHMENTS - AUDITOR

5/11/2022 12:09:58 PM

PERIOD ENDING 4/30/2022

	ACTUAL LAST YEAR			ACTUAL THIS YEAR				ENCUMBRANCE	BUDGET	UNENCUMBERED BALANCE
	CURRENT MONTH	YEAR TO DATE	%	CURRENT MONTH	%	YEAR TO DATE	%			
REVENUES										
4008 INVESTMENT EARNINGS	0.17	0.49	0	0.00	0	0.00	0	0.00	0.00	0.00
TOTAL REVENUES	0.17	0.49	0	0.00	0	0.00	0	0.00	0.00	0.00
OTHER FINANCING SOURCES (USES)										
6001 OTHER FINANCING SOURCES	8,069.30	35,597.94	0	6,723.05	0	29,689.30	0	0.00	0.00	-29,689.30
TOTAL OTHER FINANCING SOURCES (USES)	8,069.30	35,597.94		6,723.05		29,689.30		0.00	0.00	-29,689.30
NET CHANGE IN FUND BALANCE	-8,069.47	-35,598.43		-6,723.05		-29,689.30		0.00	0.00	29,689.30



PERIOD ENDING 4/30/2022

	ACTUAL LAST YEAR			ACTUAL THIS YEAR				ENCUMBRANCE	BUDGET	UNENCUMBERED BALANCE
	CURRENT MONTH	YEAR TO DATE	%	CURRENT MONTH	%	YEAR TO DATE	%			
REVENUES										
4004 INTERGOVERNMENTAL REVENUE	8,198.00	10,961.22	2	86,445.64	16	86,445.64	16	0.00	533,541.00	447,095.36
4007 CHARGES FOR SERVICES	6,860.62	9,657.00	18	9,592.61	17	9,592.61	17	0.00	55,000.00	45,407.39
4008 INVESTMENT EARNINGS	17.82	53.38	1	0.00	0	0.00	0	0.00	500.00	500.00
4009 MISCELLANEOUS REVENUES	926.88	27.75	0	2,376.00	19	2,376.00	19	0.00	12,500.00	10,124.00
TOTAL REVENUES	16,003.32	20,699.35	3	98,414.25	16	98,414.25	16	0.00	601,541.00	503,126.75
EXPENDITURES										
5001 SALARIES AND WAGES	27,928.69	106,266.47	29	28,990.73	7	108,104.49	27	0.00	395,343.00	287,238.51
5003 FRINGE BENEFITS	9,680.23	26,054.47	21	8,888.53	7	23,916.13	18	0.00	131,952.00	108,035.87
5010 COMMODITIES	-21.98	209.49	4	0.00	0	539.74	11	0.00	5,000.00	4,460.26
5020 SERVICES	4,586.91	6,998.99	11	471.69	1	7,099.77	18	0.00	40,340.00	33,240.23
TOTAL EXPENDITURES	42,173.85	139,529.42	25	38,350.95	7	139,660.13	24	0.00	572,635.00	432,974.87
OTHER FINANCING SOURCES (USES)										
7001 OTHER FINANCING USES	0.00	-58,198.00	90	0.00	0	0.00	0	0.00	-60,750.00	-60,750.00
TOTAL OTHER FINANCING SOURCES (USES)	0.00	-58,198.00		0.00		0.00		0.00	-60,750.00	-60,750.00
NET CHANGE IN FUND BALANCE	26,170.53	177,028.07		-60,063.30		41,245.88		0.00	31,844.00	-9,401.88



FUND DEPT 8850-112 : GEOG INF SYS JOINT VENTUR - CAPITAL/TECHNOLOGY PURCH

5/11/2022 12:09:58 PM

PERIOD ENDING 4/30/2022

	ACTUAL LAST YEAR			ACTUAL THIS YEAR				ENCUMBRANCE	BUDGET	UNENCUMBERED BALANCE
	CURRENT MONTH	YEAR TO DATE	%	CURRENT MONTH	%	YEAR TO DATE	%			
REVENUES										
TOTAL REVENUES	0.00	0.00	0	0.00	0	0.00	0	0.00	0.00	0.00
EXPENDITURES										
5010 COMMODITIES	0.00	337.70	3	982.80	5	982.80	5	0.00	19,250.00	18,267.20
5020 SERVICES	33,866.37	45,713.63	74	1,010.22	2	49,160.60	77	0.00	63,875.00	14,714.40
TOTAL EXPENDITURES	33,866.37	46,051.33	64	1,993.02	2	50,143.40	60	0.00	83,125.00	32,981.60
OTHER FINANCING SOURCES (USES)										
6001 OTHER FINANCING SOURCES	0.00	57,000.00	100	0.00	0	0.00	0	0.00	57,500.00	57,500.00
TOTAL OTHER FINANCING SOURCES (USES)	0.00	57,000.00		0.00		0.00		0.00	57,500.00	57,500.00
NET CHANGE IN FUND BALANCE	33,866.37	-10,948.67		1,993.02		50,143.40		0.00	25,625.00	-24,518.40



FUND DEPT 8850-672 : GEOG INF SYS JOINT VENTUR - AERIAL PHOTOGRAPHY PROJ

5/11/2022 12:09:58 PM

PERIOD ENDING 4/30/2022

	ACTUAL LAST YEAR			ACTUAL THIS YEAR				ENCUMBRANCE	BUDGET	UNENCUMBERED BALANCE
	CURRENT MONTH	YEAR TO DATE	%	CURRENT MONTH	%	YEAR TO DATE	%			
REVENUES										
4004 INTERGOVERNMENTAL REVENUE	0.00	15,875.00	50	5,873.75	18	5,873.75	18	0.00	31,750.00	25,876.25
TOTAL REVENUES	0.00	15,875.00	50	5,873.75	18	5,873.75	18	0.00	31,750.00	25,876.25
EXPENDITURES										
TOTAL EXPENDITURES	0.00	0.00	0	0.00	0	0.00	0	0.00	0.00	0.00
NET CHANGE IN FUND BALANCE	0.00	-15,875.00		-5,873.75		-5,873.75		0.00	-31,750.00	-25,876.25